REMEDIAL ALTERNATIVES EVALUATION REPORT

LARAMIE FORMER YTTRIUM PLANT

WYOMING DEPARTMENT OF ENVIRONMENTAL QUALITY

VOLUNTARY REMEDIATION PROGRAM SITE #58.162

LARAMIE, WYOMING

June 10, 2015

Project #: 021-016-001

SUBMITTED BY: Trihydro Corporation

1252 Commerce Drive, Laramie, WY 82070

ENGINEERING SOLUTIONS. ADVANCING BUSINESS.

Home Office | 1252 Commerce Drive | Laramie, WY 82070 | phone 307/745.7474 | fax 307/745.7729 | www.trihydro.com

Table of Contents

1.0 INTRODUCTION 1-1

1.1 Property Description 1-1

1.2 Regulatory Status and History 1-1

1.3 Ownership and Operational History 1-2

1.4 Laramie Rivers Conservation District Participation 1-2

1.5 RAER Objectives and Document Overview 1-3

2.0 SITE CHARACTERIZATION 2-1

2.1 Environmental Setting 2-1

2.1.1 Climate 2-1

2.1.2 Topography 2-2

2.1.3 Geology and Hydrogeology 2-2

2.1.4 Ecological Considerations and Habitat 2-4

2.2 Environmental Investigations 2-4

2.2.1 Previous Environmental Investigations 2-4

2.2.2 2014 Demolition Materials Investigation 2-6

2.2.3 2014 Environmental Investigation 2-8

2.2.3.1 Constituents of Potential Concern Selection Process 2-9

2.2.3.2 Preliminary Conceptual Site Model 2-10

2.3 Current Conditions 2-12

2.3.1 Soil Conditions 2-12

2.3.1.1 Surface Soil 2-13

2.3.1.2 Subsurface Soil 2-15

2.3.2 Groundwater and Smear Zone Conditions 2-17

2.3.2.1 Groundwater 2-17

2.3.2.2 Smear Zone 2-18

2.4 Conceptual Site Model 2-18

3.0 DEVELOPMENT OF CONSTITUENTS OF CONCERN 3-1

3.1 COC Methodology 3-1

3.2 Non-detect Qualitative Review 3-3

3.2.1 Rule 1 – If the MDL Exceeds the Screening Value, but all Data are Historical, Drop from the COC List 3-4

Table of Contents (cont.)

3.2.2 Rule 2 – If the Analyte is Detected Above the Screening Value, then Retain on the COC List 3-4
3.2.3 Rule 3 – If the Analyte is not Detected but Retained in Either of the Other Two Media, then Retain on the COC List 3-4
3.2.4 Rule 4 – If no Screening Value, Drop from the COC List 3-4
3.2.5 Rule 5 – If the Maximum Detected Result and the Maximum Non-detected Results are Below the Screening Value, then Drop from the COC List 3-4
3.3 COC Results 3-5

4.0 TECHNOLOGY SCREEN 4-1

5.0 SUMMARY OF REMEDY EVALUATION CRITERIA 5-1
5.1 Summary of VRP Threshold and Balancing Criteria 5-1
5.2 Site-specific Remedial Objectives and Considerations 5-3

6.0 REMEDY ALTERNATIVES FOR SOIL 6-1
6.1 Apply for Use Control Area 6-1
6.2 Excavation 6-1
6.2.1 Excavation of Soil>MTGW 6-2
6.2.2 Excavation of Soil>RSS 6-2
6.2.3 Excavation of Soil>ISS 6-2
6.2.4 Excavation of Soil>Risk Evaluation Industrial Levels 6-3
6.3 Low-permeability Cap 6-3
6.4 Phytoremediation 6-4

7.0 REMEDY ALTERNATIVES FOR GROUNDWATER 7-1
7.1 Monitored Natural Attenuation 7-1
7.2 Hydraulic Containment with Groundwater Treatment 7-1
7.3 Pump and Treat System 7-1
7.4 Nutrient/Electron Acceptor Addition 7-2

8.0 REMEDY EVALUATION AND RECOMMENDATION 8-1
8.1 Recommended Soil Remedy 8-1
8.2 Recommended Groundwater Remedy 8-2

Table of Contents (cont.)

8.3 Reduction of Risk Through Direct Contact with Soil 8-2
8.4 Prevention of Migration of Contaminants to Groundwater 8-2
8.5 Reduction of Risk Through Direct Contact with Groundwater 8-2

9.0 PERFORMANCE CRITERIA, CONTROLS, AND MONITORING OF THE RECOMMENDED REMEDY 9-1
9.1 Reporting and Contingency Process 9-1
9.1.1 Contingency Process Summary 9-2
9.2 Requirements for Annual Review of Institutional Controls 9-2

10.0 CONCLUSIONS AND RECOMMENDATIONS 10-1
10.1 Conclusions 10-1
10.2 Recommendations 10-1

11.0 REFERENCES 11-1

List of Tables

2-1. Monitoring Well Elevation Data, Wyoming Department of Environmental Quality, Laramie Former Yttrium Plant, Laramie, Wyoming

2-2. Constituents of Potential Concern (COPC) Selection Matrix and Reporting Limit/Objective Screen for Soils, Wyoming Department of Environmental Quality, Laramie Former Yttrium Plant, Laramie, Wyoming

2-3. Constituents of Potential Concern (COPC) Selection Matrix and Reporting Limit/Objective Screen for Groundwater, Wyoming Department of Environmental Quality, Laramie Former Yttrium Plant, Laramie, Wyoming

2-4. Historic and January 2014 Soil Quality Results, Semi-Volatiles, Wyoming Department of Environmental Quality, Laramie Former Yttrium Plant, Laramie, Wyoming

2-5. Historic and January 2014 Soil Quality Results, Total Petroleum Hydrocarbons, Wyoming Department of Environmental Quality, Laramie Former Yttrium Plant, Laramie, Wyoming

2-6. Historic and January 2014 Soil Quality Results, Metals, Wyoming Department of Environmental Quality, Laramie Former Yttrium Plant, Laramie, Wyoming

2-7. Historic and January 2014 Soil Quality Results, General Chemistry and Anions, Wyoming Department of Environmental Quality, Laramie Former Yttrium Plant, Laramie, Wyoming

2-8. Historic, January and April 2014 Groundwater Quality Results, Semi-Volatiles, Wyoming Department of Environmental Quality, Laramie Former Yttrium Plant, Laramie, Wyoming

2-9. Historic, January and April 2014 Groundwater Quality Results, Total Petroleum Hydrocarbons, Wyoming Department of Environmental Quality, Laramie Former Yttrium Plant, Laramie, Wyoming

2-10. Historic, January and April 2014 Groundwater Quality Results, Metals, Wyoming Department of Environmental Quality, Laramie Former Yttrium Plant, Laramie, Wyoming

2-11. Historic, January and April 2014 Groundwater Quality Results, General Chemistry and Anions, Wyoming Department of Environmental Quality, Laramie Former Yttrium Plant, Laramie, Wyoming

3-1A. Smear Zone Point by Point Screen, Wyoming Department of Environmental Quality, Laramie Former Yttrium Plant, Laramie, Wyoming

List of Tables (cont.)

3-1B. Smear Zone Screen Summary, Wyoming Department of Environmental Quality, Laramie Former Yttrium Plant, Laramie, Wyoming

3-2A. Statistical Surface Soil Migration to Groundwater Constituent of Concern (COC) Screen, Wyoming Department of Environmental Quality, Laramie Former Yttrium Plant, Laramie, Wyoming

3-2B. Statistical Subsurface Soil Migration to Groundwater Constituent of Concern (COC) Screen, Wyoming Department of Environmental Quality, Laramie Former Yttrium Plant, Laramie, Wyoming

3-3A. Statistical Surface Soil Residential Constituent of Concern (COC) Screen, Wyoming Department of Environmental Quality, Laramie Former Yttrium Plant, Laramie, Wyoming

3-3B. Statistical Subsurface Soil Residential Constituent of Concern (COC) Screen, Wyoming Department of Environmental Quality, Laramie Former Yttrium Plant, Laramie, Wyoming

3-4A. Statistical Surface Soil Industrial Constituent of Concern (COC) Screen, Wyoming Department of Environmental Quality, Laramie Former Yttrium Plant, Laramie, Wyoming

3-4B. Statistical Subsurface Soil Industrial Constituent of Concern (COC) Screen, Wyoming Department of Environmental Quality, Laramie Former Yttrium Plant, Laramie, Wyoming

3-5A. Summary of Statistical Surface Soil Constituent of Concern (COC) Screen, Wyoming Department of Environmental Quality, Laramie Former Yttrium Plant, Laramie, Wyoming

3-5B. Summary of Statistical Subsurface Soil Constituent of Concern (COC) Screen, Wyoming Department of Environmental Quality, Laramie Former Yttrium Plant, Laramie, Wyoming

3-6A. Surface Soil Point-By-Point Constituent of Concern (COC) Screen, Wyoming Department of Environmental Quality, Laramie Former Yttrium Plant, Laramie, Wyoming

3-6B. Subsurface Soil Point-By-Point Constituent of Concern (COC) Screen, Wyoming Department of Environmental Quality, Laramie Former Yttrium Plant, Laramie, Wyoming

3-7. Statistical Groundwater Constituent of Concern (COC) Screen, Wyoming Department of Environmental Quality, Laramie Former Yttrium Plant, Laramie, Wyoming

3-8. Summary of Statistical Groundwater Constituent of Concern (COC) Screen, Wyoming Department of Environmental Quality, Laramie Former Yttrium Plant, Laramie, Wyoming

List of Tables (cont.)

3-9. Groundwater Point-by-Point Constituent of Concern (COC) Screen, Wyoming Department of Environmental Quality, Laramie Former Yttrium Plant, Laramie, Wyoming

3-10. Final Constituent of Concern (COC) List, Wyoming Department of Environmental Quality, Laramie Former Yttrium Plant, Laramie, Wyoming

4-1. Screening Evaluation of Potential Soil Remedial Technologies, Wyoming Department of Environmental Quality, Laramie Former Yttrium Plant, Laramie, Wyoming

4-2. Screening Evaluation of Potential Groundwater Remedial Technologies, Wyoming Department of Environmental Quality, Laramie Former Yttrium Plant, Laramie, Wyoming

6-1. Threshold Criteria Evaluation of Potential Soil Remedial Technologies, Wyoming Department of Environmental Quality, Laramie Former Yttrium Plant, Laramie, Wyoming

6-2. Comparison of Recommended Soil Remedial Alternatives to Balancing Criteria, Wyoming Department of Environmental Quality, Laramie Former Yttrium Plant, Laramie, Wyoming

7-1. Threshold Criteria Evaluation of Potential Groundwater Remedial Technologies, Wyoming Department of Environmental Quality, Laramie Former Yttrium Plant, Laramie, Wyoming

7-2. Comparison of Recommended Groundwater Remedial Alternatives to Balancing Criteria, Wyoming Department of Environmental Quality, Laramie Former Yttrium Plant, Laramie, Wyoming

8-1. Threshold Criteria Evaluation of Recommended Remedy, Wyoming Department of Environmental Quality, Laramie Former Yttrium Plant, Laramie, Wyoming

8-2. Comparison of Recommended Remedy to Balancing Criteria, Wyoming Department of Environmental Quality, Laramie Former Yttrium Plant, Laramie, Wyoming

List of Figures

1-1. Site Location Map, Wyoming Department of Environmental Quality, Laramie Former Yttrium Plant, Laramie, Wyoming

1-2. Future Use Map, Wyoming Department of Environmental Quality, Laramie Former Yttrium Plant, Laramie, Wyoming

2-1. Groundwater Well Locations, Wyoming Department of Environmental Quality, Laramie Former Yttrium Plant, Laramie, Wyoming

2-2. Geologic Cross Section A-A', Wyoming Department of Environmental Quality, Laramie Former Yttrium Plant, Laramie, Wyoming

2-3. Geologic Cross Section B-B', Wyoming Department of Environmental Quality, Laramie Former Yttrium Plant, Laramie, Wyoming

2-4. Groundwater Potentiometric Surface Map, April 1, 2014, Wyoming Department of Environmental Quality, Laramie Former Yttrium Plant, Laramie, Wyoming

2-5. Conceptual Site Model, Wyoming Department of Environmental Quality, Laramie Former Yttrium Plant, Laramie, Wyoming

2-6. Pictorial Conceptual Site Model, Wyoming Department of Environmental Quality, Laramie Former Yttrium Plant, Laramie, Wyoming

2-7. Soil Quality Exceedances, Semi-Volatiles, Wyoming Department of Environmental Quality, Laramie Former Yttrium Plant, Laramie, Wyoming

2-8. Surface Soil Quality Exceedances, Semi-Volatiles, Wyoming Department of Environmental Quality, Laramie Former Yttrium Plant, Laramie, Wyoming

2-9. Soil Quality Exceedances, Total Petroleum Hydrocarbon Gasoline Range Organics, Wyoming Department of Environmental Quality, Laramie Former Yttrium Plant, Laramie, Wyoming

2-10. Surface Soil Quality Exceedances, Total Petroleum Hydrocarbons, Wyoming Department of Environmental Quality, Laramie Former Yttrium Plant, Laramie, Wyoming

2-11. Soil Quality Exceedances, Metals, Wyoming Department of Environmental Quality, Laramie Former Yttrium Plant, Laramie, Wyoming

List of Figures (cont.)

2-12. Surface Soil Quality Exceedances, Metals, Wyoming Department of Environmental Quality, Laramie Former Yttrium Plant, Laramie, Wyoming

2-13. Surface Soil Quality Exceedances, Wyoming Department of Environmental Quality, Laramie Former Yttrium Plant, Laramie, Wyoming

2-14. Subsurface Soil Quality Exceedances, Semi-Volatiles, Wyoming Department of Environmental Quality, Laramie Former Yttrium Plant, Laramie, Wyoming

2-15. Subsurface Soil Quality Exceedances, Total Petroleum Hydrocarbons, Wyoming Department of Environmental Quality, Laramie Former Yttrium Plant, Laramie, Wyoming

2-16. Subsurface Soil Quality Exceedances, Metals, Wyoming Department of Environmental Quality, Laramie Former Yttrium Plant, Laramie, Wyoming

2-17. Subsurface Soil Quality Exceedances, Wyoming Department of Environmental Quality, Laramie Former Yttrium Plant, Laramie, Wyoming

2-18. Groundwater Plume, Dibenzo(a,h)anthracene (April 2014 Sample Results), Wyoming Department of Environmental Quality, Laramie Former Yttrium Plant, Laramie, Wyoming

2-19. Groundwater Plume, 1-Methylnaphthalene (April 2014 Sample Results), Wyoming Department of Environmental Quality, Laramie Former Yttrium Plant, Laramie, Wyoming

2-20. Groundwater Plume, Total Petroleum Hydrocarbons as Diesel Range Organics (April 2014 Sample Results), Wyoming Department of Environmental Quality, Laramie Former Yttrium Plant, Laramie, Wyoming

2-21. Groundwater Quality Exceedances, Metals (2014), Wyoming Department of Environmental Quality, Laramie Former Yttrium Plant, Laramie, Wyoming

2-22. Groundwater Quality Exceedances, General Chemistry (2014), Wyoming Department of Environmental Quality, Laramie Former Yttrium Plant, Laramie, Wyoming

3-1. Constituent of Concern (COC) Flow Chart, Wyoming Department of Environmental Quality, Laramie Former Yttrium Plant, Laramie, Wyoming

List of Figures (cont.)

6-1. Risk-Based Industrial Excavation Area for Surface Soils, Wyoming Department of Environmental Quality, Laramie Former Yttrium Plant, Laramie, Wyoming

8-1. Recommended Alternative Excavation Area, Wyoming Department of Environmental Quality, Laramie Former Yttrium Plant, Laramie, Wyoming

List of Appendices

A. ECOLOGICAL EXCLUSION REPORT

B. DEMOLITION SUPPORTING DOCUMENTATION

C. SITE PHOTOGRAPHS

D. 2014 WELL LOGS

E. 2014 INVESTIGATION LABORATORY DATA

F. RISK EVALUATION METHODOLOGY FOR PAHs IN SURFACE SOIL

G. ENGINEER'S ESTIMATE

List of Acronyms

ACL	alternate concentration level
bgs	Below ground surface
BTEX	benzene, ethylbenzene, toluene, xylene
COC	constituent of concern
COPC	constituent of potential concern
CSM	Conceptual Site Model
DRO	diesel range organics
EPC	exposure point concentrations
EQA	Environmental Quality Act
FRP	Amoco Former Refinery
ft	feet
GRO	gasoline range organics
IC	institutional control
LRCD	Laramie Rivers Conservation District
MDL	Method Detection Limit
MNA	monitored natural attenuation
MTGW	Migration to Groundwater
PAH	polycyclic aromatic hydrocarbon
PRA	Preliminary Remediation Agreement
RAER	Remedial Alternatives Evaluation Report
RL	Reporting Limit (Practical Quantitation Limit in this report)
RSL	Regional Screening Level
RSS	Residential Soil Screening

List of Acronyms (cont.)

SAP	Sampling and Analysis Plan
SAR	Sodium Adsorption Ratio
Site	Laramie Former Yttrium Plant
SHWD	Solid and Hazardous Waste Division
SIM	selected ion monitoring
SOW	Statement of Work
SSL	soil screening level
SPLP	synthetic precipitation leaching procedure
SVOC	semi-volatile organic compound
TCLP	toxicity characteristic leaching procedure
TDS	total dissolved solids
TPH	total petroleum hydrocarbons
Trihydro	Trihydro Corporation
UCA	Use Control Area
UCL	upper confidence limit
USEPA	United States Environmental Protection Agency
VOC	volatile organic compound
VRP	Voluntary Remediation Program
WDEQ	Wyoming Department of Environmental Quality
W.S.	Wyoming Statute
WYDOT	Wyoming Department of Transportation

1.0 INTRODUCTION

Environmental conditions at the Laramie Former Yttrium Plant (Site), located in Laramie, Wyoming (#58.162), are being evaluated by the Wyoming Department of Environmental Quality (WDEQ). During 2014, monitoring well installation, soil sampling, and groundwater monitoring were conducted by Trihydro Corporation (Trihydro) on behalf of the WDEQ Solid and Hazardous Waste Division (SHWD), Voluntary Remediation Program (VRP). Both groundwater and soil impacts above the clean-up objectives specified in the Sampling and Analyses Plan (SAP; Trihydro 2014a) were found to be present at the Site as indicated in the 2014 quarterly reports (Trihydro 2014b and Trihydro 2014c). Therefore, this document presents remedy alternative recommendations to address those impacts in accordance with the VRP requirements per Title 35, Chapter 11, Article 16 of the Wyoming Environmental Quality Act (EQA), Wyoming Statute (W.S). §35-11-1601 et. seq.

1.1 PROPERTY DESCRIPTION

The Site is located in the City of Laramie, Albany County, Wyoming and encompasses approximately 5.6 acres as shown on the Site Location Map (Figure 1-1). The Site address is 971 North Cedar Street, Laramie, WY 82072. According to the VRP Statement of Work for this project, "The Site is bounded to the north by a business facility, to the east by an operational concrete processing plant and the Union Pacific Railroad rail yard, to the south by a residential neighborhood, and to the west by Cedar Street and former refinery property owned by British Petroleum (BP)/Amoco. The Site is currently zoned I-2 industrial and is owned by the Laramie Rivers Conservation District (LRCD)." (WDEQ 2013a).

1.2 REGULATORY STATUS AND HISTORY

In 2011 and 2012, several investigations were conducted on-site through EPA's Targeted Brownfields Assessment Program. Summary reports include:

- Phase I - Environmental Site Assessment (ESA) for Targeted Brownfields Assessment (URS 2012a)
- Phase II - Analytical Results Report for Targeted Brownfields Assessment (URS 2012b)
- Phase II - Analytical Results Report for Targeted Brownfields Assessment (URS 2011)

The Site entered the VRP and the Wyoming Brownfields Assistance Program on February 21, 2012. A Preliminary Remediation Agreement (PRA) was signed between the WDEQ and the LRCD (Site Owner and Volunteer) on May 22, 2013. The VRP is implemented through provisions contained in the EQA (W.S. 35-11-1601 to 35-11-1613). The VRP provides a set of comprehensive standards and procedures for voluntary remediation of contaminated sites, promoting reuse of former industrial properties in a manner that is protective of future users. The WDEQ has developed a series

of fact sheets which provide guidance on VRP policies and requirements. Many of these fact sheets were used in the preparation of this document (WDEQ 2012 a, b; WDEQ 2013 a, b, c).

Starting in 2014, Trihydro performed additional site investigations on behalf of WDEQ VRP. A site specific Sampling and Analysis Plan (SAP) was prepared in order to guide completion of this work. The SAP was submitted to WDEQ on January 6, 2014 (Trihydro 2014a). In mid-January 2014, six soil borings and six new monitoring wells were installed and sampled at the Site. Data collected during these activities are summarized in the "Well Completion and Quarterly Sampling Report" submitted March 18, 2014 (Trihydro 2014b). A second groundwater monitoring event took place during the week of April 1, 2014. The results of this sampling are presented in the "Second Quarterly Sampling Report" submitted on May 19, 2014 (Trihydro 2014c).

1.3 OWNERSHIP AND OPERATIONAL HISTORY

The site was formerly used as part of the Midwest and Standard Oil Refineries (1921-1932), during which time gasoline, kerosene, furnace oil, distillate, fuel oil, and various grades of road oils were produced and shipped to Salt Lake City via the adjacent rail line (URS 2011). The site was also used briefly as an yttrium processing plant (1956-1957) and reportedly as a logging business, an automotive paint and body shop, and a trash disposal business during the 1970s and 1980s. The Site was under private ownership and had been abandoned for approximately the last 20 years when it was purchased by the LRCD in January 2012.

1.4 LARAMIE RIVERS CONSERVATION DISTRICT PARTICIPATION

As the current owner of the Site, the LRCD is working with the WDEQ as part of LRCD's mission in "…promoting the health, safety, and general welfare of Albany County Citizens through a responsible conservation ethic." Following remediation, the LRCD would like to redevelop the Site, potentially including construction of an office building and shop, teaching gardens and an arboretum. The specific location of future structures has not yet been determined and is dependent on accommodation of the Wyoming Department of Transportation (WYDOT) plans to construct an overpass for Harney Street. The proposed location of the overpass, as of September 2013, is shown on Figure 1-2 and is expected to cross the southern portion of the Site. Lastly, the City of Laramie received a Community Development Block Grant to facilitate removal of existing structures at the Site and this demolition on the northern half of the property took place during 2014.

1.5 RAER OBJECTIVES AND DOCUMENT OVERVIEW

The overall objective of the Remedial Alternatives Evaluation Report (RAER) is to identify, develop, and evaluate plausible remedial alternatives and provide WDEQ with sufficient information to select the appropriate groundwater and soil remedy.

As further explained in VRP Fact Sheet #21, W.S. § 35-11-1605 (a) requires that all VRP remedies meet four threshold standards:

- Protect human health, safety, and the environment.
- Remediate contaminated air, soil, and water to attain applicable cleanup levels established under Federal or State law or regulation or to attain site-specific risk-based cleanup levels developed for the site in question.
- Control any sources of releases so as to reduce or eliminate, to the extent technically practicable, further releases.
- Comply with any applicable standard for management of wastes generated during remedy implementation.

In addition, the VRP outlines eight balancing criteria defined in W.S. 35-11-1605(b) that are used to evaluate the alternatives for remediation. These criteria are described in more detail in Section 5.1 but briefly consist of the following:

1. The extent to which the remedy will be reliable and effective for the long term
2. The extent that the remedy results in a reduction of toxicity, mobility, or volume of contaminants
3. The short term effectiveness of the remedy
4. Impacts that may be caused by implementation of the remedy
5. The extent and nature of contamination and practicable capabilities of remedial technologies
6. Reasonably anticipated future land uses or use restrictions in a Use Control Area (UCA) designation
7. Consistency of remedies with the nature and complexities of contaminant releases
8. Cost of the remedy

Finally, as described in a May 7, 2012 letter (available at http://deq.state.wy.us/volremedi/downloads/Web%20Notices/Signed%20GSR%20Policy.pdf), the VRP encourages, supports, and implements green and sustainable (GSR) best management practices to lessen the overall environmental impacts and increase the sustainability of remedies associated with the cleanup of VRP sites. Therefore, GSR options are to be considered.

In summary, remedies must allow for future use of the Site, as described in Section 1.4, and be consistent with WDEQ VRP, EPA, and LRCD expectations and Site-specific objectives.

To that end, the remainder of this document is divided into the following sections:

- Section 2.0 contains the site characterization report.
- Section 3.0 summarizes the constituents of concern development.
- Section 4.0 contains the technology screen
- Section 5.0 outlines the remedy evaluation criteria.
- Section 6.0 outlines soil remedy alternatives
- Section 7.0 outlines groundwater remedy alternatives
- Section 8.0 presents the recommended remedy
- Section 9.0 conceptualizes the performance criteria and monitoring for the recommended remedy
- Section 10.0 contains a list of conclusions and recommendations
- Section 11.0 contains the references used in this report

2.0 SITE CHARACTERIZATION

This section summarizes the environmental setting including the climate, topography, geology, and hydrogeology of the area.

2.1 ENVIRONMENTAL SETTING

Prior to construction of the refinery (1919/1920), the Site surface was likely dominated by lowland grasses. However, over its operational history, most of the land surface was modified in order to accommodate various components of the refinery and later the yttrium plant. Some of both the surface and subsurface expressions of refinery infrastructure is still in place in the southern portion of the site but is scheduled to be removed during 2015. Notwithstanding, the property is currently vacant industrial land that is largely devoid of native vegetation and wildlife habitat.

2.1.1 CLIMATE

The Laramie area climate is arid to semi-arid and is characterized as temperate and dry. The average monthly temperatures range from a maximum of 80.2°F in summer to a minimum of 9.2°F in winter (HPRCC 2014). The temperatures are rarely below -7°F and rarely above 87°F during the year. Temperatures show a wide range between summer and winter and between daily maximums and minimums, probably due to high elevation and dry air, which permit rapid incoming and outgoing radiation and rapid passage of warm and cold air masses. Sunshine is abundant in the area, with the longest day being June 20th with 15:09 hours of daylight and the shortest day being December 21 with 9:11 hours of daylight.

Precipitation types include light rain, moderate rain, light snow, moderate snow, heavy snow, and thunderstorms with the thunderstorms and light rain in the warmer season and light and moderate snow in the colder season. However, during the entire year, the most likely form of precipitation is light snow. In Laramie, the wettest month is May with an average precipitation of 1.51 inches and a total average of 10.57 inches per year over the period from 1948 to 2013 (HPRCC 2014). A majority of the annual precipitation occurs during the growing season from late spring through summer, mostly in the form of high-intensity, low-frequency thunderstorms. Snow can occur during all months, with the heaviest snowfalls typically occurring during March and April. A second increase in precipitation usually occurs around September and decreases to a minimum in December, January, and February (HPRCC 2014). Evaporation in Laramie averages 51 inches per year. (1996 to 2000). The average evaporation rate typically exceeds the precipitation rate in all months of the year (Curtis 2014).

Winds in the Laramie area are moderately strong. "The wind is most often out of the south west (20% of the time), south (16% of the time), west (16% of the time), and south east (12% of the time). The wind is least often out of the northeast (4% of the time) and east (4% of the time) (Weatherspark 2014)." The mean wind speed is between 1 to 24 miles per hour (mph) but can occasionally exceed 35 mph (Weatherspark 2014).

2.1.2 TOPOGRAPHY

The Site is located on the lowland terraces east of the Laramie River; Site topography has been modified to accommodate the varied previous activities at the refinery and yttrium plant. Currently, the ground surface elevation varies less than 2 feet across the Site, ranging from 7,138.38 to 7,140.03 at the 12 monitoring well locations. Ground surface elevation data at those locations is summarized in Table 2-1.

2.1.3 GEOLOGY AND HYDROGEOLOGY

The Site is underlain by alluvial floodplain deposits from the Laramie River composed of interlayered sands and gravels. Alluvium is approximately 10 to 12 feet (ft) thick in the area and extends along the Laramie River for about 0.5 mile east of the Site, 12 miles west and south, and approximately 30 miles north of the Site. A very fine-grained sandstone underlies the alluvium in the area and is exposed in the bed of the Laramie River west of the Site. The age and origin of the sandstone is unknown, but is likely equivalent to the gray shale identified during drilling activities associated with the Phase II Site Assessment. Beneath this shale/sandstone lie three major bedrock units. From shallowest to deepest, they are identified as the Satanka Shale, followed by the Casper Formation, and lastly by the Sherman Granite.

The locations of cross sections A-A' and B-B' are shown on Figure 2-1. Cross sections A-A' and B-B' (Figure 2-2 and 2-3, respectively) show the subsurface conditions at the Site. In general, the upper 2 feet of the subsurface consists of a silt, sand, and gravel mixture, which may have been backfill materials that were brought in during past construction. Underlying the fill is a fine-grained material consisting mostly of silt and clay with minor amounts of sand ranging in thickness from 1 to 5 feet. A layer of coarser material exists below the fine-grained material consisting of fine- to coarse-grained sand and gravel with minor amounts of silt and clay. This layer is 2 to 10 feet thick. A very fine-grained silty sandstone underlies the Site at a depth of approximately 12 ft below ground surface (bgs). This material is poorly cemented and may be continuous throughout the Laramie area.

The fractured sandstone of the Casper Aquifer is the principal water-bearing unit in the area and provides a portion of the municipal water supply for the City of Laramie. The Casper Aquifer is under artesian pressure in the Laramie area

and is recharged to the east in the foothills of the Laramie Range. Wells drawing water from the Casper Aquifer can be up to 1,500 ft deep west of the property.

Taken in its entirety, the Satanka Shale is a regional confining layer overlying the Casper Aquifer. However, permeable sandstones in the Satanka Shale provide water to many domestic and stock wells in the Laramie area. Approximately 300 ft of interbedded shale, siltstone, and sandstone isolates the Casper Aquifer from overlying aquifers, including permeable beds within the Satanka Shale.

The previous Phase II Site Assessment found an unconfined water table aquifer in the alluvial material under the Site, at 4.9 to 7.95 ft-bgs (URS 2011). The alluvial deposits are highly permeable. The potentiometric surface map (Figure 2-4) indicates that groundwater in the shallow alluvial aquifer flows in a northwesterly direction toward the Laramie River. Water-level data from the most recent investigation indicate that the depth to water ranges from 5 to 8 ft bgs at the Site.

The (average linear) groundwater velocity at the Site was estimated using aquifer parameters such as hydraulic conductivity, hydraulic gradient, and porosity. Based on lithologic data collected during the monitoring well installation, the most abundant soils in the saturated portions of the subsurface above the poorly-cemented sandstone are silty sand (fine- to medium-grained) and gravel. The hydraulic conductivity (K) for these materials is approximately 100 ft/day (Sterrett 2007). Hydraulic conductivity relates to the ability of a material to transmit water, independent of hydraulic gradient and is governed by the size and shape of the pores, the effectiveness of the interconnection between the pores, and the chemical and physical properties of the water contained in the openings. Based on water-level data collected at the Site, the hydraulic gradient is approximately 0.001 ft/ft. Multiplying these values yields the Darcy flux velocity (V_{df}) of 0.1 ft/day. The Darcy flux velocity is a volumetric flow rate perpendicular to the direction of the flow. V_{df} assumes that the discharge occurs throughout the entire cross-section, despite the fact that solids (soil and rock) comprise a large proportion of the cross sectional area. Although V_{df} has units of velocity (ft/day), it is not a true velocity. The actual velocity is greater because the flow only occurs in the pore spaces. By dividing V_{df} by the effective soil porosity, the average linear velocity was calculated. According to Sterrett (2007), the average effective porosity (same as specific yield in unconfined aquifers) for silty sand and gravel is approximately 10 percent. Based on these data, the average linear groundwater velocity at the Site is approximately 1ft/day.

2.1.4 ECOLOGICAL CONSIDERATIONS AND HABITAT

Vegetation in the vicinity of the former refinery/plant consists primarily of upland mid-grasses and forbs with some (5 to 10 percent) woody plants. Total vegetative cover across the site varies between 25 and 40 percent. Near the river, total vegetative cover increases to nearly 90 percent and shifts in composition from upland grass and forb species to species more characteristic of wetland habitats.

Undisturbed areas surrounding the property can provide habitat for jack rabbit, cottontail rabbit, coyote, skunk, fox, raccoon, badger, and other small mammals. Both upland and riparian bird species including song birds, osprey, magpie, red-tail hawk, great horned owl, meadowlark, horned lark, and lark bunting may be observed onsite. There are no known threatened and/or endangered species inhabiting the site; however, there are several listed species whose ranges do extend into Albany County. An evaluation of potential habitat to support individuals or populations of these species was conducted as part of the Step 1 Ecological Exclusion Assessment (WDEQ 2013c) completed for the site and included as Appendix A.

2.2 ENVIRONMENTAL INVESTIGATIONS

Soil and groundwater investigations were performed to evaluate environmental (soil and groundwater) conditions at the Site. A summary of the investigation activities are provided in the following sections.

2.2.1 PREVIOUS ENVIRONMENTAL INVESTIGATIONS

The Phase I ESA, completed in May 2012, is a report of the property conditions at that time, a compilation of existing data, and a review of relevant information in federal and state environmental databases. The purpose of the Phase I ESA was to identify recognized environmental conditions in connection with the property. Specifically, the objectives of the Phase I ESA were to:

- Conduct interviews with the TBA applicant and the present and past owners, operators, and occupants of the property, and visit the property.
- Review historical data regarding property use and investigative activities that have been performed at and near the property.
- Characterize existing recognized environmental conditions related to the presence or likely presence of any hazardous substances or petroleum products that present a material risk of harm to public health or the environment.
- Prepare a report summarizing issues on the property that may require further investigation or action.

The Phase I Report provided sampling recommendations for the Phase II activities which included sampling groundwater for petroleum contamination, identifying specific soil areas for sampling for metals contamination, and surface and subsurface soil sampling for semi-volatile organic compound (SVOC) contamination. The entire property and all soil samples were screened for alpha, beta and gamma radiation and no radiation levels were found to warrant concern. Trace asbestos (< 1%) was found on the property. Unknown stored materials were noted in leaking drums and containers in the green building and were recommended for proper assessment and disposal.

The Phase II Analytical Results Report, completed in December 2011, includes analytical results for samples collected on the property from October 2011. These samples included surface soil, subsurface soil, groundwater, possible asbestos-containing material (ACM), and unknown petroleum substances deposited at the Site. All surface soil samples (with the exception of asbestos composite samples) collected from the site were analyzed for SVOC, Diesel Range Organics (DRO), and total metals. Surface soil samples collected from grid locations and possible bulk ACM samples were analyzed for asbestos only. Analyses for subsurface soil and groundwater samples consisted of Volatile Organic Compounds (VOCs), SVOCs, Gasoline Range Organics (GRO), DRO, and total metals.

This first Phase II report indicated that stored materials on-site were hazard classified as flammable materials for off-site disposal at a certified waste disposal facility. Trace asbestos was found in surface soil below EPA action levels. The report recommended spot cleanup of surface soils in burn areas, and metal and DRO contaminated hot spots. Arsenic concentrations in all surface and subsurface soil samples exceeded the Wyoming VRP residential cleanup standards, however the report noted that this was likely naturally occurring and not indicative of environmental concern. Lead concentration exceeding the VRP cleanup level was noted in one surface soil sample. Polycyclic aromatic hydrocarbons (PAHs), which are a subset of semi-volatile organic compounds (SVOCs), were detected in 11 surface soil samples and one subsurface soil sample.

Petroleum and metals contamination were also noted in groundwater. Arsenic, cobalt, iron, lead, manganese, and thallium were detected in groundwater samples above the VRP cleanup standards, although some data results were marked as inconclusive. DRO and GRO were found in low levels in the groundwater samples, but below VRP cleanup levels.

The second Phase II Analytical Results Report, completed in October 2012, includes the analytical results for samples collected on the property in June 2012. Field samples collected from the property included surface soil, subsurface soil, groundwater, investigation-derived waste (water and soil), and air monitoring filter cassettes. Surface soil samples collected from grid area locations across the site were analyzed for SVOCs with PAHs by selective ion monitoring (SIM). Surface soil samples were collected at a greater sample density from sub-grid location A and were analyzed for

metals only. These samples were analyzed onsite in zip-top polypropylene bags or in situ by X-Ray Fluorescence (XRF), and confirmation samples were laboratory-analyzed for target analyte list (TAL) total metals. Subsurface soil samples in sub-grid locations B and C were also analyzed in situ for metals by XRF with confirmation samples analyzed for TAL total metals. Six monitoring wells were installed at the Site to collect groundwater data. Groundwater samples were analyzed for VOCs, SVOCs, GRO, DRO, TAL total metals, and total organic carbon (TOC).

The final report indicated that lead concentrations exceeded the residential cleanup standards in 17 surface soil samples, and iron was above the residential cleanup standard in one surface soil sample. PAHs were found in all 30 surface soil samples, specifically PAHs were compared to residential standards and exceeded those standards for benzo(a)anthracene, benzo(a)pyrene, benzo(b)fluoranthene, dibenzo(a,h)anthracene and indeno(1,2,3-c)pyrene. Concentrations of all PAHs were below EPA Regional Screening Levels (RSLs) for industrial soil except for benzo(a)pyrene.

Six groundwater samples were collected and arsenic (1 sample), cobalt (1 sample), iron (4 samples), lead (5 samples), manganese (6 samples), mercury (1 sample) and thallium (2 samples) were detected in groundwater in excess of the Wyoming Fact Sheet #13cleanup standards, although the results for arsenic and thallium were highlighted as inconclusive. DRO and GRO were detected in groundwater well below cleanup levels. Although twenty-two SVOC analytes were detected in groundwater samples, all were found at concentrations equal to or below VRP cleanup standards.

Asbestos fibers were detected in air monitoring samples but the final report was not definitive as to whether this material originated from off-site or from on-site ACM. This issue was further addressed in the demolition materials investigation in 2014.

2.2.2 2014 DEMOLITION MATERIALS INVESTIGATION

During the Phase II investigation (URS 2012b), an asbestos study was performed by an Asbestos Hazards Emergency Response Act (AHERA) certified inspector. Based on information from the Phase II report, 87 surface soil samples were collected using a 50 ft x 50 ft grid and submitted for Polarized Light Analysis (PLA). From the 87 samples, 53 were submitted for point-count Polarized Light Analysis where the point count helps to test for false negatives and positives where detections were found. The samples were submitted to Reservoir Environmental, Inc. in Denver, Colorado where asbestos did not exceed 0.5% of each sample.

Trihydro conducted X-ray fluorescent (XRF) screening for lead based paint and metals as well as an inspection and sampling of suspected asbestos containing material (ACM) at the Site on March 10, 2014. The screening and sampling event was conducted to provide additional site characterization for the Demolition Project. Suspect ACM samples were collected by an AHERA certified inspector. Suspect ACM samples were submitted to Reservoirs Environmental, Inc. Asbestos sampling results were received on March 17, 2014 and are included in Attachment B. Asbestos did not exceed 0.5% of each sample.

Pre-demolition waste characterization sampling was conducted at the Laramie Former Yttrium Plant on April 17, 2014 in general accordance with a Pre-Demolition Waste Characterization Work Plan technical memorandum completed for the Former Yttrium Plant, Laramie, Wyoming dated April 4, 2014. The Work Plan was prepared by Trihydro Corporation for the Laramie Rivers Conservation District (LRCD) and approved by the Wyoming Department of Environmental Quality (WDEQ) on April 7, 2014 via email. A report summarizing these data was submitted to the LRCD on May 30, 2014 (Appendix B) and summarized below.

Samples were collected from materials suspected of containing potentially hazardous constituents, along with the materials that constitute the bulk of the demolition debris (i.e. structural concrete). Sample collection included four concrete wall samples, three concrete floor samples, one concrete still support sample, one brick wall sample (previously referred to as the furnace wall), one gravel pile sample, and one tar sample from the tar and debris pile.

All samples were analyzed using the Toxicity Characteristic Leaching Procedure (TCLP) for Resource Conservation and Recovery Act (RCRA) metals, and selected samples were also analyzed for SVOCs using TCLP. The locations were recorded on a field map with an aerial photograph base, utilizing the visible structures on the photograph to determine the locations.

Trace concentrations of metals and SVOCs were detected sporadically in the sample set. As indicated on these forms, all detected constituents were reported at concentrations less than the hazardous waste regulatory levels. Additionally, reporting limits for constituents that were not detected were less than the regulatory levels. Therefore, the laboratory analytical results for the samples indicated that none of the samples were characteristically hazardous, as determined by comparison of the analytical results with the hazardous waste regulatory levels listed in WDEQ Solid and Hazardous Waste Division Chapter 2 toxicity characteristic evaluation list, "Table 1. Maximum Concentration of Contaminants for the Toxicity Characteristic". Based on the laboratory analytical results, demolition of the structures in Area 1 and Area 2 would not generate characteristically hazardous waste. Additionally, the excavation of the sampled gravel pile and tar and debris pile would not generate characteristically hazardous waste.

A supplemental sampling event was also completed on September 12, 2014. This event was at the request of LRCD and WDEQ to characterize the rubble pile located in the northwest corner of the site and to investigate a stained area located between two upright still supports. Two samples were collected (RUBBLE PILE and STILL SUPPORT) and submitted to TestAmerica located in Denver, CO for analyses of SVOCs, metals, and mercury. Based on these results, LRCD and WDEQ concluded that both samples failed the VRP Clean-up Levels (Fact Sheet #12). Therefore, a TCLP screen was completed on the data and it was determined that the black material may go to a permitted solid waste landfill. The material, like the rubble pile, may not be spread onsite since it did not pass VRP cleanup levels and the brick which is coated with the black material was also to be taken to the landfill. The results of these samples is included in Appendix B.

2.2.3 2014 ENVIRONMENTAL INVESTIGATION

In 2014, sampling and analysis activities were undertaken by Trihydro to build upon the earlier Phase I and II site assessments and further characterize environmental impacts at the Site associated with past use. The scope of these investigations included:

- Obtaining current soil quality data to quantify and evaluate potential residual soil contamination. Soil borings were specified in the SAP to be continuously sampled. Surface samples were collected from 0-2 ft bgs and subsurface samples were collected from midway between 2 ft bgs and the groundwater level, but no deeper than 8 ft bgs.
- Characterizing groundwater quality. Six new monitoring wells were installed on-site to supplement the six existing wells and better define the potentiometric surface, possible off-site contaminant influences, background concentrations and the nature, degree, and extent of groundwater contamination at the Site. These locations were proposed to bridge data gaps on the property and where access with a drilling rig appeared possible.

Groundwater monitoring well installation activities were conducted on January 15 and 16, 2014. The locations of the six new wells (LYMW09, LYMW10, LYMW11, LYMW12, LYMW13, and LYMW14) are shown on Figure 2-1. Both the six newly installed wells and the existing six wells (LYMW-01, LYMW-02, LYMW-03, LYMW-04, LYMW-5, and LYMW06) were used for groundwater quality monitoring (note that locations LYMW-07 and LYMW-08 were quality control samples from the previous investigation in 2012). Also, both the existing and new wells were used to evaluate groundwater levels and flow direction. The results of groundwater quality monitoring are summarized in Section 2.3.2.

During the January 2014 sampling event, six wells were drilled and one soil sample was collected from the surface (0-2 ft bgs) and subsurface (2-7 ft bgs) intervals of each borehole. An additional sample was collected, at the request of WDEQ, from the LYMW10 location within the apparent smear zone at a depth of 9-10 ft bgs. One additional sample

was also collected from the LYMW09 and LYMW12 (adjacent to the subsurface soil samples) locations to evaluate laboratory analytical matrix interferences. Soil quality control samples (field blank, equipment blank, and blind duplicates) were also collected during soil sampling as part of the January 2014 collection activities. Soil sampling was conducted in accordance with SAP requirements. The samples were submitted to the laboratory for analysis of (Table 2-2 and Table 2-3):

1. TPH-GRO and TPH-DRO
2. SVOCs and SVOC-Selected Ion Monitoring (SIM)
3. Total and dissolved metals
4. Chloride and sulfate
5. General chemistry parameters

Following completion of the monitoring wells, two groundwater monitoring events were completed to evaluate groundwater conditions at the Site. The groundwater quality sampling events performed in January and April 2014 included gauging fluid levels and collecting groundwater samples from six previously installed monitoring wells (LYMW01, LYMW02, LYMW03, LYMW04, LYMW05, and LYMW06) and six newly installed monitoring wells (LYMW09, LYMW10, LYMW11, LYMW12, LYMW13, and LYMW14) as shown on Figure 2-1. Results of these sampling events are discussed in Section 2.3.2. Photographs and well logs from the 2014 investigation are presented in Appendices C and D, respectively.

2.2.3.1 CONSTITUENTS OF POTENTIAL CONCERN SELECTION PROCESS

Trihydro performed a preliminary assessment of the data to determine the constituents of potential concern (COPC) and assess whether data gaps exist, prior to designing the sampling plan. The screening, presented as Table 2-2 and 2-3, was based on the following documents:

1. Laramie Former Yttrium Plant, VRP Statement of Work (WDEQ 2013a)
2. Fact Sheet #12 – 2013 (WDEQ 2013b and WDEQ 2012a), Wyoming Department of Environmental Quality, WDEQ Fact Sheet #12, Spreadsheet updated June 30, 2009. http://deq.state.wy.us/volremedi/factsheets.asp
3. Phase II - Analytical Results Report for Targeted Brownfields Assessment (URS 2012b)

WDEQ noted in the Statement of Work (SOW) that "The Site contains surface and subsurface soils contaminated with metals, Diesel-Range Organics (DRO), trace asbestos, and Semi-Volatile Organic Compounds (SVOCs) including Polyaromatic Hydrocarbons (PAHs). Groundwater is contaminated with Gasoline Range Organics (GRO), DRO,

SVOCs including PAHs, and metals. The primary constituents of concern at the Site are arsenic, cobalt, iron, lead, manganese, mercury, and thallium." In addition, Section 2(a) of the SOW identifies that "The contractor will review existing data and reports from prior Site investigations related to DRO, GRO, SVOCs (PAHs), trace asbestos in soils, and metals contamination in groundwater and soils." Lastly, Section I(i) recommends other constituents as follows: "Please note that laboratory reporting limits must be below cleanup levels for soils and water described in VRP Fact Sheets #12 and #13. Migration to groundwater cleanup levels for soils must be used as the VRP reference for those contaminants that have been found in both groundwater and soils. Groundwater samples will be analyzed in a laboratory for DRO, GRO, total metals, and SVOCs. Field water quality parameters to be measured will include pH, temperature, dissolved oxygen, oxygen-reduction potential, conductivity, and turbidity. Water quality parameters will need to be stabilized prior to sampling according to VRP guidance in Fact Sheet #29. Please refer to the VRP memorandum dated February 23, 2008, titled Groundwater Sampling for Metals (attached) for guidance on metals sampling." A cross-reference is provided at the beginning of Table 2-2 and 2-3 evaluating the compounds listed in each of these different sections of the SOW.

This COPC list was developed to guide collection and analysis of soil and groundwater samples during the 2014 investigation process. The 2014 data were evaluated against the WDEQ VRP Fact Sheets #12 and #13 to further refine the site conceptual model, establish understanding of current site conditions, and then determine the actual constituents of concern (COC) list (described in Section 3.0). The final COC list was then used to select the most viable remedy options that would be used in the remedy screening process.

2.2.3.2 PRELIMINARY CONCEPTUAL SITE MODEL

In general, a Conceptual Site Model (CSM) is a written and/or pictorial representation of an environmental system and the biological, physical, and chemical characteristics and processes that determine the transport and fate of contaminants through environmental media. For the purposes of this document, the focus is on the characteristics and processes which are relevant to the remedy, in particular the physical and chemical characteristics of the soils, air, and groundwater at the Site, as well as potentially complete exposure pathways, which could result in the need for remedial action.

Complete and potentially complete exposure pathways will be identified where the following criteria are, or may be, present (United States Environmental Protection Agency [USEPA] 1989):

- A source and mechanism for chemical release
- An environmental transport medium

- A point of potential human or ecological contact with the medium
- A route of exposure

A preliminary CSM was developed (Figure 2-5 and 2-6) as part of the planning process for the 2014 investigations. The preliminary CSM identifies the potential receptors and associated exposure routes for the site as follows:

- On-site commercial/industrial worker
  - Surface soils – incidental ingestion, dermal contact, inhalation of particulates (outdoor air)
- On-site construction/utility worker
  - Surface soils – incidental ingestion, dermal contact, inhalation of particulates (outdoor air)
  - Subsurface soils – incidental ingestion, dermal contact
  - On-site shallow groundwater – Potentially complete but insignificant pathway for incidental ingestion, dermal contact
- On-site remediation worker
  - Surface soils – Potentially complete but insignificant pathway for incidental ingestion, dermal contact, inhalation of particulates (outdoor air)
  - Subsurface soils – Potentially complete but insignificant pathway for incidental ingestion, dermal contact
  - On-site shallow groundwater – Potentially complete but insignificant pathway for incidental ingestion, dermal contact
- Hypothetical on-site trespasser
  - Surface soils – incidental ingestion, dermal contact, inhalation of particulates (outdoor air)
  - Subsurface soils – incidental ingestion, dermal contact
- Hypothetical on-site resident (adult and child) – No residents currently exist on the property.
  - Surface soils – incidental ingestion, dermal contact, inhalation of particulates (outdoor air)
  - Subsurface soils – incidental ingestion, dermal contact
  - On-site shallow groundwater – Potentially complete but insignificant pathway for incidental ingestion, dermal contact

- Hypothetical off-site resident (adult and child)
  - Surface soils – Potentially complete but insignificant pathway for inhalation of particulates (outdoor air)
  - Off-site groundwater – incidental ingestion, dermal contact
- Hypothetical off-site recreationalist (adult and child)
  - Surface soils – Potentially complete but insignificant pathway for inhalation of particulates (outdoor air)
- Ecological receptors
  - Off-site soils – incidental ingestion, dermal contact, direct contact
  - Off-site surface water – incidental ingestion, dermal contact, direct contact

As depicted on Figures 2-5 and 2-6, volatile organic compounds (VOCs) exceeded the groundwater standard for benzene (0.005 mg/L) in one historical sample YPGW17 (0.011 mg/L) but was non-detect in all other 18 samples. In addition, methylene chloride exceeded the migration to groundwater value of 0.0011 mg/kg in historical samples YPDS0111 (0.011 mg/kg), YPDS1212 (0.0012 mg/kg), and YPDS1512 (0.0012 mg/kg). Ethylbenzene exceeded the migration to groundwater value (0.414 mg/kg) in one historical sample YPDS1512 (0.78 mg/kg). Since the historical detected concentrations and detection frequencies were so low, vapor intrusion for this site does not appear to be an important pathway and did not require further evaluation..

Note that ecological receptors may be in contact with soils and water off of the Site. On-site ecological receptors do not appear to be a significant pathway at this time due to the lack of access and habitat. A Step 1 ecological exclusion assessment was conducted at the Site during June 2014 and based on those results, a Step 2 scoping assessment was not deemed necessary (Fact Sheet #14; WDEQ 2013c).

2.3 CURRENT CONDITIONS

Data from the investigations described in Section 2.2.3 were collected to evaluate the nature and extent of contamination in soils and groundwater at the Site. The results of this evaluation are summarized in the following sections and the COPCs were developed as described in Section 2.2.3.1 and shown on Tables 2-2 and 2-3.

2.3.1 SOIL CONDITIONS

Soil quality results for the January 2014 sampling event are presented in Tables 2-4 through 2-7 and summarized below. Soil samples were collected from different intervals classified as surface (0-2 ft bgs) and subsurface (deeper than 2 ft bgs) samples. The surface sample interval for the 2014 sampling event was determined based on the

definition of surface soil for risk assessment purposes, which was 0 to 2 feet bgs. During the Phase II assessments, surface soil samples were collected from 0 to 0.5 ft bgs, but were conservatively assumed to represent the full surface soil depth of 0-2 feet.

2.3.1.1 SURFACE SOIL

Six surface soil samples were collected during the January 2014 sampling event. Results from the sampling event were compared to the Residential Soil Screening (RSS) standards, the Industrial Soil Screening (ISS) standards, and the Migration to Groundwater (MTGW) screening standards. The observed exceedances in the samples are as follows:

Semi-Volatile Organic Compounds:

Several PAHs were identified as exceeding either the MTGW screening standard and/or the RSS standard. However, as shown on Table 2-4 and Figure 2-7, these detections were specific to identified sample locations.

1. LYMW09 (1-2 ft bgs): benzo(a)anthracene, benzo(a)pyrene, benzo(b)fluoranthene, dibenz(a,h)anthracene, dibenzofuran, 1-methylnaphthalene, and 2-methylnapthalene results exceeded the MTGW standards. In addition, benzo(a)anthracene, benzo(a)pyrene, benzo(b)fluoranthene, dibenz(a,h)anthracene, and indeno(1,2,3-cd)pyrene concentrations exceeded the RSS standards. The benzo(a)pyrene concentration also exceeded the ISS standard.
2. LYMW10 (1-2 ft bgs): benzo(a)anthracene, benzo(a)pyrene, benzo(b)fluoranthene, dibenz(a,h)anthracene, dibenzofuran, indeno(1,2,3-cd)pyrene, 1-methylnaphthalene, and 2-methylnapthalene results exceeded the MTGW standard. In addition, benzo(a)anthracene, benzo(a)pyrene, benzo(b)fluoranthene, dibenz(a,h)anthracene, and indeno(1,2,3-cd)pyrene concentrations exceeded the RSS standards. The benzo(a)pyrene, benzo(b)fluoranthene, dibenz(a,h)anthracene, and indeno(1,2,3-cd)pyrene concentrations also exceeded the ISS standards.
3. LYMW11 (1-2 ft): the 1-methylnaphthalene concentration exceeded the MTGW standard while the benzo(a)pyrene concentration exceeded the RSS standard.
4. LYMW13 (1-2 ft): the benzo(a)pyrene concentration exceeded the RSS standard.

No other SVOC detections above the MTGW or RSS screening levels were found in the surface soil samples. The reporting limit (RL) or the method detection limit (MDL) for analytes bis(2-chloroethy)ether, 4-chloraniline, 3,3'-dichlorobenzidine, 2,4-dinitrotoluene, 2,6-dinitrotoluene, hexachloroethane, nitrobenzene, n-nitrosodi-n-propylamine, and pyridine, regardless of the required dilution factor, did not meet screening levels. These analytes were previously identified in the SAP as not being able to be analyzed at the screening level. SVOC samples exceeding screening levels for all surface soil investigations are shown on Figure 2-8, overlaid by 961 sq ft grid cells.

Total Petroleum Hydrocarbons:

Only the TPH-GRO sample from LYMW10 (1-2 ft bgs) exceeded the RSS standard. The TPH-DRO and TPH-GRO results are listed in Table 2-5 and 2014 sample exceedances are shown on Figure 2-9. TPH samples exceeding screening levels for all investigations are shown on Figure 2-10, overlaid by 961 sq ft grid cells.

Total Metals:

Several metals were identified at concentrations above either the MTGW standard and/or the RSS standard, as shown on Table 2-6 and Figure 2-11:

1. Arsenic, boron, cobalt, iron, and manganese results exceeded the MTGW standard for the surface soil samples. For arsenic, surface soil sample results also exceeded the RSS and ISS standards.
2. For barium, surface soil sample results exceeded the MTGW standard for samples from locations LYMW09 (1-2 ft bgs), LYMW10 (1-2 ft bgs), LYMW13 (1-2 ft bgs), and LYMW14 (1-2 ft bgs).
3. For cadmium, surface soil samples exceeded the MTGW standard for samples from locations LYMW10 (1-2 ft bgs), LYMW11 (1-2 ft bgs), and LYMW14 (1-2 ft bgs).
4. For lead, surface soil samples exceeded the MTGW standard for samples from locations LYMW09 (1-2 ft bgs), LYMW10 (1-2 ft bgs), LYMW11 (1-2 ft bgs), and LYMW13 (1-2 ft bgs).
5. For mercury, the sample from LYMW10 (1-2 ft bgs) exceeded the MTGW, RSS, and ISS standards.
6. For selenium, surface soil samples exceeded the MTGW standard for samples from locations LYMW09 (1-2 ft bgs), LYMW10 (1-2 ft bgs), LYMW11 (1-2 ft bgs), and LYMW14 (1-2 ft bgs).
7. For thallium, surface soil samples exceeded the MTGW standard for samples from locations LYMW13 (1-2 ft bgs) and LYMW14 (1-2 ft bgs).

Metals samples exceeding screening levels for all investigations are shown on Figure 2-12, overlaid by 961 sq ft grid cells. The results of all the surface soil samples that exceeded screening levels for any analyte are shown on Figure 2-13.

Specific cleanup standards are not listed in the VRP Fact Sheet tables for pH, Temperature, Chloride, Sulfate, SAR, Sodium Exchange Percentage, Dissolved Calcium, Dissolved Magnesium, or Dissolved Sodium. Many of these general chemistry parameters provide important supporting information on water quality and are often monitored to evaluate if taste, color, or odor may affect drinking water conditions. The general chemistry results are presented in Table 2-7.

2.3.1.2 SUBSURFACE SOIL

Results from the subsurface soil sampling are presented in Tables 2-4 through 2-7 and were compared to the RSS standards, ISS standards, and the MTGW screening standards. The observed exceedances in the samples are as follows:

Semi-Volatile Organic Compounds:

Several PAHs were identified as exceeding the MTGW screening standard, the RSS standard, and/or the ISS standard (Table 2-4 and Figure 2-7), as follows:

1. LYMW10 (2-3 ft bgs): 1-methylnaphthalene exceeded the MTGW standard, while benzo(a)pyrene and dibenz(a,h)anthracene exceeded the RSS standards.
2. LYMW10 (9-10 ft bgs): benzo(a)anthracene, benzo(a)pyrene, benzo(b)fluoranthene, and dibenzo(a,h)anthracene concentrations exceeded both the RSS and MTGW standards. 1-Methylnaphthalene, 2-methylnaphthalene, dibenzofuran, and naphthalene concentrations exceeded the MTGW standards, while indeno(1,2,3-cd)pyrene exceeded the RSS standard. The benzo(a)pyrene and dibenzo(a,h)anthracene concentrations also exceeded ISS standards. This sample was taken at the smear zone and should not be considered representative of subsurface soil conditions outside the smear zone.
3. LYMW11 (3-4 ft bgs): 1-methylnaphthalene exceeded the MTGW standard.
4. LYMW14 (6-7 ft bgs): dibenzofuran, 1-methylnaphthalene, and 2-methylnaphthalene exceeded the MTGW standards. Benzo(a)pyrene also exceeded the RSS standard.

SVOC samples exceeding screening levels for all investigations are shown on Figure 2-14, overlaid by 961 sq ft grid cells.

Total Petroleum Hydrocarbons:

The only TPH results that exceeded RSS standards were the TPH-GRO samples from LYMW10 (9-10 ft bgs) and LYMW14 (6-7 ft bgs). As discussed previously, the LYMW10 (9-10 ft bgs) is not necessarily representative of subsurface conditions outside the smear zone. The TPH-DRO concentrations were less than the RSS standard. The TPH-DRO and TPH-GRO parameters are listed on Table 2-5 and exceedances are shown on Figure 2-9. TPH samples exceeding screening levels for all investigations are shown on Figure 2-15, overlaid by 961 sq ft grid cells.

Total Metals:

Several metals were identified at concentrations above either the MTGW standard and/or the RSS standard, as shown on Table 2-6 and Figure 2-11, as follows:

1. Cobalt, iron, and manganese concentrations in subsurface soil samples exceeded the MTGW standard for each sample. For arsenic, subsurface soil samples exceeded both the MTGW and the RSS standards for each sample. Arsenic concentrations also exceeded ISS standards for each sample except LYMW09 (3-4 ft), LYMW12 (3-4 ft), and LYMW14 (6-7 ft).
2. For barium, subsurface soil sample results exceeded the MTGW standard for samples from locations LYMW10 (2-3 ft bgs) and LYMW11 (3-4 ft bgs).
3. For boron, subsurface soil samples exceeded the MTGW standard for samples from locations LYMW10 (2-3 ft bgs), LYMW10 (9-10 ft bgs), LYMW11 (3-4 ft bgs), and LYMW12 (2-3 ft bgs).
4. For cadmium, subsurface soil samples exceeded the MTGW standard for samples from locations LYMW10 (2-3 ft bgs) and LYMW11 (3-4 ft bgs).
5. For lead, the subsurface soil samples collected from LYMW10 (2-3 ft bgs) exceeded the MTGW standard.
6. For selenium, subsurface soil samples collected from LYMW10 (2-3 ft bgs), LYMW10 (9-10 ft bgs), LYMW11 (3-4 ft bgs), and LYMW12 (2-3 ft bgs) exceeded the MTGW standard.
7. For thallium, subsurface soil samples collected from LYMW10 (2-3 ft bgs), LYMW10 (9-10 ft bgs), and LYMW11 (3-4 ft bgs) exceeded the MTGW standard.

Metals samples exceeding screening levels for all investigations are shown on Figure 2-16, overlaid by 961 sq ft grid cells.

In general, surface and subsurface soil contamination consists of PAHs at concentrations that exceed both the RSS and MTGW levels across the northern portion of the Site. Metals contamination in surface and subsurface soil exceeding the MTGW and RSS is present across the entire Site. TPH detections above the screening levels were only identified at two soil sampling locations in 2014. A combined map showing subsurface sample exceedances for each analyte is shown as Figure 2-17.

2.3.2 GROUNDWATER AND SMEAR ZONE CONDITIONS

Data from the investigations described in Section 2.2 were reviewed to evaluate the nature and extent of contamination in groundwater at the Site. The results of this evaluation are summarized in the following sections and the COPCs were developed as described in Section 2.2.3.1 and shown on Table 2-3.

2.3.2.1 GROUNDWATER

Analytical data from the 2014 sampling events are presented in Tables 2-8 through 2-11. A COC screen and screening level evaluation were completed to evaluate data gaps. The screening levels, presented as Table 2-3, were developed as described in the SAP. Results from the sampling events were compared to Fact Sheet #12 (WDEQ 2013b) and #13 (WDEQ 2012a) groundwater standards (water cleanup levels). The observed exceedances in the samples are as follows:

Semi-Volatile Organic Compounds:

As shown in Table 2-8, dibenzo(a,h)anthracene and 1-methylnaphthalene were the only SVOCs detected in groundwater at concentrations exceeding the water cleanup level. Dibenzo(a,h)anthracene was detected in the sample from LYMW10 (Figure 2-18), while 1-methylnaphthalene (Figure 2-19) was detected in samples from LYMW04, LYMW04 (Duplicate), LYMW10, and LYMW11. However, the RL and the MDL exceeded the groundwater standards for analytes bis(2-chloroethy)ether, 3,3'-dichlorobenzidine, hexachlorobutadiene, and n-nitrosodi-n-propylamine. These analytes were previously identified (Table 2-3) by the laboratory as being unable to meet the screening levels using the RL or the MDL.

Total Petroleum Hydrocarbons:

Groundwater sample results from wells LYMW03, LYMW04, LYMW04 (DUP), LYMW06, LYMW09, LYMW09 (DUP), LYMW10, LYMW11, and LYMW14 exceeded the water cleanup levels for TPH-DRO. TPH-GRO sample results were less than the water cleanup standards. The TPH-DRO and TPH-GRO results are listed on Table 2-9 and wells with exceedances are shown on Figure 2-20.

Total Metals:

Total boron, total calcium, and total manganese were identified as exceeding the clean-up levels in each of the wells. Exceedances are shown on Table 2-10 and Figure 2-21.

General Chemistry:

Sample results for each well exceeded the water cleanup level for sulfate, total dissolved solids (TDS), and total calcium and samples from wells LYMW05, LYMW09, LYMW09 (DUP), LYMW10, LYMW11, and LYMW14 exceeded the water cleanup levels for chloride. TDS and sulfate are primarily monitored to determine if taste, color, or odor may affect drinking water conditions. The general chemistry parameters are listed in Table 2-11 and wells with exceedances are shown on Figure 2-22.

In general, groundwater contamination is limited to dibenzo(a,h)anthracene, 1-methylnaphthalene, and TPH-DRO. Total boron, calcium, and manganese are present across the entire Site at concentrations that exceed water cleanup levels.

2.3.2.2 SMEAR ZONE

The depth to groundwater across the Site ranges between approximately 5.5 feet and 7.5 ft bgs. The smear zone exists across the Site as an approximately 2-inch to 1-foot thick zone of high moisture content above the saturated zone. In the northern portion of the site, the smear zone appeared to be impacted by residual weathered hydrocarbons. No free-phase hydrocarbons were detected in the monitored wells. As previously mentioned, a subsurface soil sample was collected in the smear zone, at the request of WDEQ based on visual observation of staining at that depth.. This sample was collected for informational purposes and not used in the evaluation of soil conditions because samples collected in the smear zone are representative of groundwater conditions and are reflected in the results of the groundwater sampling.

2.4 CONCEPTUAL SITE MODEL

The 2.2.2.3 Preliminary Conceptual Site Model (PCSM) was developed as part of the planning document for the site. The data that was collected in both January and April 2014 confirmed that the PCSM did represent the current environmental conditions (including the biological, physical, and chemical characteristics and processes that determine the transport and fate of contaminants through environmental media) at the Site. Therefore, for the purposes of this document, the CSM included as Figures 2-5 and 2-6 focus on the characteristics and processes which are relevant to the remedy and no further revisions were necessary.

3.0 DEVELOPMENT OF CONSTITUENTS OF CONCERN

Development of the constituent of concern (COC) list began with the list developed as part of the COPC process (Section 2.2). The COPC list was culled to a shorter COC list using a screening methodology based on levels/frequency of constituents detected over the course of the Phase I/II investigations mentioned earlier and during the two 2014 (January and April) sampling events. The process for developing the COC list is described in the following sections.

3.1 COC METHODOLOGY

The basic methodology used to evaluate each constituent on the COPC list for retention/deletion from the COC list is shown as flow chart Figure 3-1. A more detailed description, organized by sample matrix (soils or groundwater), is provided below:

Soils:

1. The soils results were split into three data sets with quality control samples removed. These data sets included: surface soils (0 to 2 feet), subsurface soils (2 feet or lower), and smear zone samples. The results were counted to determine the number of samples for each constituent, the number of detections, the number of non-detections, and the frequency of detections (FODs) per constituent.
2. The smear zone data were used only for informational purposes as they are more representative of groundwater than subsurface soil conditions at the site. The results are summarized in Tables 3-1A and 3-1B.
3. The detected values were evaluated to find the maximum and minimum values. If the constituent was not detected, the method detection limits (MDL) were evaluated to find the maximum and minimum values. The maximum detection and maximum MDL were then used for comparison to the screening values. The minimum value is maintained for qualitative purposes only. The screening values used for comparison included as shown in Tables 2-2 and 2-3, with the exception of the industrial soil screening values, which were added during the COC screen for qualitative understanding of the site only and are shown in the individual COC tables:
   - Fact Sheet #12 – Migration to Groundwater (MTGW) (December 2013)
   - Fact Sheet #12 – Residential Soils (December 2013)
   - Regional Screening Levels – Industrial Soils (November 2014)

4. Migration to Groundwater, Residential, and Industrial Assessment:

   Equivalent processes were used to evaluate the data against the MTGW, residential, and industrial screening levels. These results are shown in Tables 3-2A, 3-2B, 3-3A, 3-3B, 3-4A, 3-4B and summarized in 3-5A, and 3-5B.

   - For the detected results, if the FOD was greater than 0% the constituent was retained and then reviewed against the screening level (MTGW, residential, or industrial). If the FOD was equal to 0%, the non-detect results were qualitatively evaluated, as described below. Where the FOD was greater than 0% and greater than the screening level, the constituent was retained.
   - For the non-detected results, if the MDL exceeded the screening level, the constituent was retained for qualitative assessment. However, if all MDLs were less than the screening level, the constituent was marked for no further evaluation.
   - If no screening level was available, the constituent was not retained.

5. In order to verify that the constituents were properly selected, a point-by-point screen was also completed as a secondary check. The point-by-point screen was a simple screen where all of the data were compiled into one table and then each data point was compared to the same screening levels listed in Step 2. The FOD was not considered. These screens are included as Tables 3-6A and 3-6B.
6. Following completion of the above tables, a summary table was prepared illustrating all detected constituents retained (Tables 3-5A and Table 3-5B) for both the summary statistic screen (FOD screen) and the point-by-point screen to see if any differences between the two screens existed. If different, then the FOD screen was used to determine the actual COC list for the detected results. However, the point-by-point COC list was maintained for the qualitative analyses of the non-detected results.
7. A qualitative evaluation of the non-detected results is included in Tables 3-2A, 3-2B, 3-3A, 3-3B, 3-4A, and 3-4B and further described below (Section 3.2).

<u>Groundwater</u>:

1. The groundwater results were compiled. Quality control samples were removed. The results were counted to determine the number of samples for each constituent, the number of detections, the number of non-detections, and the frequency of detections (FODs) per constituent.
2. The detected values were evaluated to find the maximum and minimum values. If the constituent was not detected, the method detection limits (MDL) were evaluated to find the maximum and minimum values. The maximum detection and maximum MDL were then used for comparison to the screening values. The minimum value is maintained for qualitative purposes only. The screening values used for comparison included in Table 2-3:

- Fact Sheet #12 – Water Cleanup Levels.
- Secondary screening values (USEPA 2014) were used to screen out taste, odor, and color compounds in water. However, these are not COPCs or COCs.

3. Groundwater Assessment:
   - For the detected results, if the FOD was greater than 0%, the constituent was retained and then reviewed against the screening level (MTGW, residential, or industrial). If the FOD was equal to 0%, the non-detect results were qualitatively evaluated, as described below. Where the FOD was greater than 0% and greater than the screening level, the constituent was retained. The results are included as Table 3-7 and summarized in Table 3-8.
   - For the non-detected results, if the MDL exceeded the groundwater screening level, the constituent was retained for qualitative assessment. However, if all MDLs were less than the groundwater screening level, the constituent was marked for no-further evaluation.
4. In order to verify that the constituents were properly selected, a point-by-point screen was also completed as a secondary check. The point-by-point screen was a simple screen where all of the data were compiled into one table and then each data point was compared to the same screening levels listed in Step 2. The FOD was not considered. These screens are included as Table 3-9.
5. Following completion of the above tables, a summary table was prepared illustrating all detected constituents retained (Tables 3-8) for both the summary statistic screen (FOD screen) and the point-by-point screen to see if any differences between the two screens existed. If different, then the FOD screen was used to determine the actual COC list for the detected results. However, the point-by-point COC list was maintained for the qualitative analyses of the non-detected results.
6. A qualitative evaluation of the non-detected results is included in Table 3-7, further described below (Section 3.2).

Discussion items for each constituent are listed in the notes column of the tables. Collectively, the results of the screening process were used to identify the COCs to be considered for remedial options decision making, as described in the next sections.

3.2 NON-DETECT QUALITATIVE REVIEW

The qualitative review was completed using both detected and non-detected data. In order to provide consistent and comprehensive review of the data in determining what COCs should be retained but were non-detect, the following rules were established:

3.2.1 RULE 1 – IF THE MDL EXCEEDS THE SCREENING VALUE, BUT ALL DATA ARE HISTORICAL, DROP FROM THE COC LIST

Rule 1 accounts for data that were collected prior to the January and April 2014 data. These historical data were not under the control of the WDEQ and the reporting limits, in some cases, were elevated above Fact Sheet #12 standards. Review of these data and confirmation with the current data allowed for review and determination that the elevated reporting limits did not constitute retention of some analytes as COCs. These analytes were not detected at the site during any of the investigations. These analytes are noted with "Rule 1" in Tables 3-2A, 3-2B, 3-3A, 3-3B, 3-4A, 3-4B, 3-5A, 3-5B, 3-7, and 3-8.

3.2.2 RULE 2 – IF THE ANALYTE IS DETECTED ABOVE THE SCREENING VALUE, THEN RETAIN ON THE COC LIST

Rule 2 follows the rules listed for detected analytes described in Section 3.1. These analytes are noted with "Rule 1" in Tables 3-2A, 3-2B, 3-3A, 3-3B, 3-4A, 3-4B, 3-5A, 3-5B, 3-7, and 3-8.

3.2.3 RULE 3 – IF THE ANALYTE IS NOT DETECTED BUT RETAINED IN EITHER OF THE OTHER TWO MEDIA, THEN RETAIN ON THE COC LIST

Rule 3 is to address analytes that are not detected and are not historical. These constituents were reviewed on a case by case basis to determine if the constituents were consistent with previous site use and if they were previously detected.

3.2.4 RULE 4 – IF NO SCREENING VALUE, DROP FROM THE COC LIST

Rule 4 is for both detected and non-detected values. Some COCs are not listed by WDEQ on their fact sheets. The screening levels are shown in the Tables 2-2 and 2-3 and again on 3-2A, 3-2B, 3-3A, 3-3B, 3-4A, 3-4B, 3-5A, 3-5B, 3-7, and 3-8. If no screening value was available, no screening level review could be completed and these analytes were dropped from further consideration. These analytes are noted with "Rule 4" in Tables 3-2A, 3-2B, 3-3A, 3-3B, 3-4A, 3-4B, 3-5A, 3-5B, 3-7, and 3-8.

3.2.5 RULE 5 – IF THE MAXIMUM DETECTED RESULT AND THE MAXIMUM NON-DETECTED RESULTS ARE BELOW THE SCREENING VALUE, THEN DROP FROM THE COC LIST

Rule 5 follows the rules listed for detected analytes described in Section 3.1 but also includes non-detected results. Where both the maximum detected result and the maximum non-detected results are below the screening value, the constituent was dropped from the COC list. These analytes are noted with "Rule 5" in Tables 3-2A, 3-2B, 3-3A, 3-3B, 3-4A, 3-4B, 3-5A, 3-5B, 3-7, and 3-8. Following each media and screening level screen (first using the screening

described in Section 3.1 then Section 3.2) the results were tallied in a summary table. A final list of COCs is shown in the summary tables.

3.3 COC RESULTS

The results of the final COC list included any constituents that were considered to be of concern following the investigations conducted in 2014. Following the screening, the combined results were listed. The selection of these constituents are noted above and the final list is included as Table 3-5A for surface soils and as Table 3-5B for subsurface soil and Table 3-8 for Groundwater.

For surface soils, only two VOCs were retained (ethylbenzene and methylene chloride). Methylene chloride is a commonly detected laboratory contaminant as defined by the National Functional Guidelines Contract Laboratory Program (http://www.epa.gov/superfund/programs/clp/guidance.htm). In addition, several SVOCs and PAHs were retained. Lastly, all analyzed total metals and TPH-GRO and TPH-DRO were retained.

Subsurface soils did not include any VOC data. TPH-GRO and several SVOCs/PAHs were retained. Lastly, several metals were retained.

For groundwater, benzene, some SVOCs (1-methylnaphthalene, benzo(a)anthracene, dibenzo(a,h) anthracene, and dibenzofuran) were retained. In addition, several total and dissolved metals were retained. TPH-GRO was retained. Lastly, several general constituents including chloride, TDS, and sulfate were retained. These are not necessarily COCs as they are only monitored to measure the aesthetic qualities of the water.

Any constituents retained for surface soil, subsurface soil, or groundwater are retained as the final COC list (Table 3-10). These will be retained for remedy and any future sampling that might be required.

4.0 TECHNOLOGY SCREEN

A technology screen was completed where both active and passive approaches to remediation were considered. Trihydro has developed a comprehensive list of technologies for addressing soil and groundwater impacts at the Site, presented in Tables 4-1 and 4-2, respectively. The tables briefly describe each technology and its objective. These technologies were reviewed for applicability to site characteristics and contaminants, and if they are practicably implementable. Many remedial technologies are not suitable for addressing PAHs and metals, limiting the technologies considered. Removal, containment, and in-situ treatment methods along with institutional controls were considered to address soil contamination. For groundwater, methods considered include natural attenuation, containment, in-situ treatment, and extraction. Section 5 explains the criteria for evaluating potential remedies subsequent to the technology screen. Specific remedial alternatives for soil and groundwater are evaluated in Sections 6 and 7.

5.0 SUMMARY OF REMEDY EVALUATION CRITERIA

Based on the conceptual site model (Section 2.2) and data that have been collected during investigations to date, conditions at the Site warrant a soil and groundwater remedy evaluation (in accordance with W.S. 35-11-1606). Although all potential remedies do not need to be evaluated for a site, remedies that are evaluated must meet the four VRP remediation standards (W.S. 35-11-1605(a)), as previously noted in Section 1. These standards are commonly referred to as "threshold criteria." In addition, the VRP requires that at least one alternative include active remediation. In choosing a remedy, or combination of remedies, WDEQ considers eight criteria (W.S. 35-11-1605(b)) in order to determine the alternative that provides the best balance of benefits; these are commonly referred to as "balancing criteria."

The remainder of this section summarizes the WDEQ threshold and balancing criteria followed by a description of site-specific cleanup objectives and considerations.

5.1 SUMMARY OF VRP THRESHOLD AND BALANCING CRITERIA

The VRP threshold criteria (found in W.S. 35-11-1605(a)) require that remedies:

- Are protective of human health and the environment
- Have the ability to attain remedial standards for soil and groundwater
- Control the sources of releases so as to reduce or eliminate, to the extent practicable, further releases of contaminants
- Comply with applicable standards for management of waste during remediation

The VRP balancing criteria are defined in W.S. 35-11-1605(b) and they are as follows:

1. The extent to which the remedy will be reliable and effective for the long term: For remedies that include engineering or institutional controls, WDEQ will consider the expected life cycle performance of any engineering controls, monitoring systems, and institutional controls.
2. To the extent that the remedy results in a reduction of toxicity, mobility, or volume of contaminants, WDEQ will consider the degree to which remedies incorporate treatment or removal of contaminants to lower long term risks to human health and the environment.

3. The short term effectiveness of the remedy: WDEQ will consider the time required for each remedy to attain cleanup levels and the time required for a remedy to become operational and to begin to substantially reduce contaminant concentrations and site risks.

4. Impacts that may be caused by implementation of the remedy: The WDEQ will consider any adverse impacts that may be caused by a remedy, the gravity of any projected impact, and the cost and availability of measures to mitigate the impact. In evaluating this criterion, WDEQ will consider risks to workers and the community posed by the remedy during construction and implementation, including the length, extent, and significance of the risks, availability of measures to reduce risks, and the cost of risk mitigation. Other adverse impacts of remedy implementation will also be considered, such as short and long term disruptions to land use, traffic disruptions, visual, noise, and odor impacts and disruptions to ecological receptors or impacts to habitat.

5. The extent and nature of contamination and practicable capabilities of remedial technologies: Consideration of these criteria necessitates an evaluation of a remedy's capability to attain cleanup levels. This may include an evaluation of demonstrated capabilities at other sites.

6. Reasonably anticipated future land uses or use restrictions in a Use Control Area (UCA) designation: In general, WDEQ prefers remedies that are protective for both current and reasonably anticipated future land uses.

7. Consistency of remedies with the nature and complexities of contaminant releases: Remedies should be consistent with the physical/chemical characteristics of contaminants present at a site, including consideration of mobile, residual, dissolved, and vapor contaminant phases. Remedies should also be consistent with the complexity of the site in question, including the type and number of releases, locations, and sources; release migration and transport; hydrogeologic setting; and other appropriate factors. WDEQ favors remedies that rely on the simplest, most straightforward means available to achieve cleanup levels.

8. Cost of the remedy: WDEQ will consider whether a remedy presents a substantial and disproportionately high cost for implementation and completion. In making this evaluation, WDEQ will compare the costs of remedies considering the degree of risk reduction that is afforded by each remedy. Costs to be considered include capital, operation and maintenance, engineering and institutional controls, and monitoring costs (including performance monitoring) for the anticipated life of the remedy. Factors to evaluate may include site-specific conditions, the total net present value of a remedy, how much of the total cost of a remedy is incurred in the short versus the long term, the amount of uncertainty associated with cost estimates, and the costs of contingencies in the event a remedy is not effective. Per VRP Fact Sheet #21 (WDEQ 2012b), WDEQ favors remedies that do not have substantial and disproportionately high cost of implementation relative to similarly effective remedies.

5.2 SITE-SPECIFIC REMEDIAL OBJECTIVES AND CONSIDERATIONS

The following site specific remedial objectives and considerations are proposed to support and provide added detail to the VRP threshold and balancing criteria:

1. The VRP threshold criteria that requires protection of human health and the environment at the Site means:
    - Reduction of risk through direct contact with soil – Reduce risks to onsite workers (construction, utility, remediation, LRCD), the public (following redevelopment as LRCD's office), trespassers, and ecological receptors.
    - Prevent migration of contaminants to groundwater – Prevent contamination present in vadose zone or surface soil from further impacting groundwater at levels greater than the cleanup levels.
    - Reduction of risk through direct contact or ingestion of groundwater – Prevent human contact and use of contaminated groundwater at the Site, where possible.

In addition to attaining remedial standards for soil and groundwater on-site, the remedy must attain applicable groundwater cleanup levels off-site, where necessary.

6.0 REMEDY ALTERNATIVES FOR SOIL

As mentioned in Section 5, this section presents alternatives for soils to meet both threshold and balancing criteria as well as site-specific objectives. Potential soil remedies are compared to the threshold criteria as shown in Table 6-1. and the recommended soil remedial alternatives are then evaluated with respect to balancing criteria as shown in Table 6-2.

This evaluation assumes that site-specific background values will be identified for arsenic, boron, cobalt, iron, and manganese. These metals may be naturally-occurring, and per VRP guidance would only need to be cleaned up to their background levels. These metals were detected nearly site-wide at concentrations exceeding the MTGW screening levels and/or the RSS/ISS (risk-based) screening levels. The following assumptions are made for each metal, based on the concentration ranges reported:

- Arsenic: background value will be greater than MTGW and risk-based screening levels, so arsenic concentrations will not determine the extent of remediation for purposes of the RAER, as the background value is unknown.
- Boron: background value will be greater than MTGW, but less than risk-based screening levels.
- Cobalt: background value will be greater than MTGW, but less than risk-based screening levels.
- Iron: background value will be greater than MTGW, but less than risk-based screening levels.
- Manganese: background value will be greater than MTGW, but less than risk-based screening levels.

6.1 APPLY FOR USE CONTROL AREA

This alternative includes LRCD applying for a UCA to restrict residential or other usage (e.g., day care) at the site, as well as potentially restricting excavation to groundwater. This is not intended to be a stand-alone alternative, but would be combined with other soil remedy alternatives (listed below) as part of a remedy package. This alternative is protective of human health at the site by reducing potential human exposure to contamination, but does not reduce or eliminate contamination. It would be consistent with anticipated future use of the site, and would allow the use of screening levels potentially less conservative than residential levels to guide site clean-up. This alternative is relatively inexpensive, and would require the approval of City Council.

6.2 EXCAVATION

Excavation of contaminated soil would remove the contamination from the site. Depending on the screening levels used to determine the extent of excavation, the volume of soil to be excavated and disposed of, along with the volume

of backfill to be imported, could be considerable and may impact the surrounding community mainly due to truck traffic. Contaminated soil could possibly be used as daily cover at the Laramie Landfill. Descriptions for excavation using each screening level are presented below. Engineer's estimates for excavation costs are included in Appendix G, Tables G-1 through G-3.

6.2.1 EXCAVATION OF SOIL>MTGW

Excavation of soil with contaminant concentrations greater than MTGW screening levels/background levels will reduce or eliminate the migration of contaminants to groundwater. This alternative would consist of excavation of approximately 5.5 acres of the surface soils based on metals and SVOC concentrations to a depth of 2 feet (area shown on Figure 2-13). Additionally, the subsurface soil would be excavated over approximately 3.3 acres to a depth of approximately 7 feet based on the depth to groundwater (area shown on Figure 2-17). The area of high metals concentrations at subgrid A in the URS 2012 report would be excavated as part of the surface soil excavation, and PAH impacts would be excavated as well. Assuming a bulking factor of 20%, this alternative would lead to excavation of approximately 53,000 cubic yards of soil.

6.2.2 EXCAVATION OF SOIL>RSS

Excavation of surface soil with contaminant concentrations greater than the RSS values/background concentrations will address residential concerns. Based on concentrations of PAHs and metals, the surface soil from approximately 5.3 acres would need to be excavated (area shown on Figure 2-13). Additionally, the subsurface soil would be excavated over approximately 0.2 acres to a depth of approximately 7 feet based on the depth to groundwater, mostly due to metals concentrations (area shown on Figure 2-17). Assuming a bulking factor of 20%, this alternative would lead to excavation of approximately 22,700 cubic yards of soil. This approach would leave in place some soils exceeding MTGW screening levels.

6.2.3 EXCAVATION OF SOIL>ISS

Excavation of soil with contaminant concentrations greater than industrial screening levels/background levels will address industrial concerns, but would leave soil exceeding RSS and MTGW screening levels in place. This alternative would consist of excavation of approximately 3.4 acres of the surface soils to a depth of 1 foot based on PAH concentrations (area shown on Figure 2-13), as well as excavation of approximately 0.15 acres to 6 feet bgs (area shown on Figure 2-17). The depth of 1 foot was assumed as the extent of surface soil excavation as PAH contamination is primarily driving surface soils excavation for ISS standards. Sampling of the different surface intervals (0-0.5 ft bgs, 1-2 ft bgs) indicated that PAH concentrations exceeding ISS standards were mostly limited to the top 0.5 feet. The area of high metals concentrations at subgrid A in the URS 2012 report would be excavated as

part of the PAH surface soil excavation. The depth of 6 feet was assumed as utility lines and foundations could be installed at depths less than 6 feet bgs. Assuming a bulking factor of 20%, this alternative would lead to excavation of approximately 7,900 cubic yards of soil. This alternative also does not address MTGW concerns.

6.2.4 EXCAVATION OF SOIL>RISK EVALUATION INDUSTRIAL LEVELS

Excavation of soil based on industrial screening levels used in the risk evaluation (Appendix F) will address industrial concerns, but would leave soil exceeding RSS and MTGW screening levels in place. This alternative would consist of excavation of approximately 2.9 acres of the surface soils to a depth of 1 foot based on PAH concentrations (area shown on Figure 6-1), as well as excavation of approximately 0.15 acres to 6 ft bgs (area shown on Figure 2-17). Metals in surface soil were not considered in the risk evaluation, but metals samples with concentrations exceeding industrial screening levels are located within the PAH surface soil excavation areas. The depth of 1 foot was assumed as the extent of surface soil excavation as PAH contamination is primarily driving surface soils excavation for ISS standards. Sampling of the different surface intervals (0-0.5 ft bgs, 1-2 ft bgs) indicated that PAH concentrations exceeding ISS standards were mostly limited to the top 0.5 feet. The area of high metals concentrations at subgrid A in the URS 2012 report would be excavated as part of the PAH surface soil excavation. The depth of 6 feet was assumed as utility lines and foundations could be installed at depths less than 6 feet bgs. Assuming a bulking factor of 20%, this alternative would lead to excavation of approximately 6,900 cubic yards of soil. This alternative also does not address MTGW concerns.

6.3 LOW-PERMEABILITY CAP

Capping of soil with concentrations exceeding applicable screening levels would reduce contaminant migration to groundwater, and with 2 feet or more of low permeability soil, would address direct contact surface soil concerns, as the cap would prevent human contact with contaminated soil, except during excavation. However, this would not address subsurface (industrial/utility worker) direct contact issues during excavation, and would likely require institutional controls restricting installation of subsurface utilities at the site. An asphalt or concrete cap could be used as a parking lot or road as well for a portion of the site. This alternative would require long-term monitoring and maintenance of the cap/cover, including periodic inspections for disturbance and integrity and settling/ponding. This alternative may restrict the ability of LRCD to construct a building onsite, as installation of utilities and potentially the foundation/footings may not be feasible due to remaining soil exceeding industrial screening levels.

Costs are expected to be moderate. Similar volumes of soil would need to be imported for capping MTGW and RSS soils (approximately 18,000 cubic yards), as almost the entire site would need to be capped. Less soil would need to be imported to cap ISS soils (approximately 11,000 cubic yards). Impacts would be limited, primarily associated with

importing low-permeability soils. Engineer's estimates for capping costs are included in Appendix G, Tables G-5 through G-7.

6.4 PHYTOREMEDIATION

Phytoremediation is the combination of biological, chemical, and physical processes associated with plant growth that aid in cleanup of contaminated soil. An example would be the biodegradation of organic contaminants that occurs in the root-zone of plants, such as with certain grasses used in surface soils contaminated with PAHs. In contrast, phytoremediation of inorganic contaminants takes place by extracting materials from the soil and concentrating them in the aboveground portion of the plant. The plant material is then harvested and disposed of in an appropriate manner. Phytoremediation is not feasible for the entire site due to redevelopment timeframes, but could be incorporated into landscaping designs. Specific costs were not developed for phytoremediation, as landscaping incorporating phytoremediation is not anticipated to be more costly to implement than landscaping commonly installed at a similar building.

7.0 REMEDY ALTERNATIVES FOR GROUNDWATER

Some of the remedy alternatives described in Table 4-2 meet the threshold criteria, but no groundwater alternatives were identified that meet the balancing criteria for the site individually. Potential groundwater remedies are compared to the threshold criteria in Table 7-1. and the recommended groundwater remedial alternatives are then evaluated with respect to balancing criteria as shown in Table 7-2. This section presents additional information as well as combinations of alternatives to meet both threshold and balancing criteria.

7.1 MONITORED NATURAL ATTENUATION

MNA includes periodic groundwater monitoring to confirm the reduction in contaminant concentrations through natural processes. With the reduction or elimination of contaminant migration to groundwater, contaminant concentrations will naturally attenuate through processes including advection, diffusion, sorption, and potentially biologic processes, and will eventually reach cleanup levels. However, remediation timeframes may be extended, and therefore this alternative may not be protective of human health for many years. This alternative is also relatively inexpensive, but costs may accumulate with potentially very long remediation timeframes. Engineer's estimates for MNA costs are included in Appendix G, Table G-9.

7.2 HYDRAULIC CONTAINMENT WITH GROUNDWATER TREATMENT

This alternative involves pumping contaminated groundwater to limit offsite migration. Contaminated water may need to be treated prior to discharge, either to the sanitary sewer or surface water/storm sewer. Treatment would likely be activated carbon. Piping would be installed underground to connect the pumping wells to the treatment building. While this alternative likely would be effective at preventing off-site migration of contamination, it is likely only slightly faster than MNA for achieving onsite cleanup levels, as cleanup rates are limited by advection, diffusion, and desorption rates. Meanwhile, both construction and long-term maintenance costs (Appendix G, Tables G-10 and G-11) would be relatively high, along with electricity usage during the life of the system.

7.3 PUMP AND TREAT SYSTEM

This alternative involves pumping contaminated groundwater from throughout the contaminant plume. Contaminated water may need to be treated prior to discharge, either to the sanitary sewer or surface water/storm sewer. Treatment would likely be activated carbon. Piping would be installed underground to connect the pumping wells to the treatment building. While this alternative likely would be effective at preventing off-site migration of contamination, it would probably only be slightly faster than MNA to achieve cleanup levels. Meanwhile, both construction and long-term maintenance costs would be relatively high (Appendix G, Tables G-12 and G-13).

7.4 NUTRIENT/ELECTRON ACCEPTOR ADDITION

This alternative involves adding nutrients and/or electron acceptors to groundwater to increase biodegradation rates. Nutrients or electron acceptors could be installed using permanent wells or temporary soil borings. This alternative would likely increase biodegradation rates for PAHs, but likely would not affect metals concentrations. This alternative would likely reduce PAH concentrations faster than MNA. Implementation costs may be relatively high due to the large application area, requiring a large number of wells/borings and a relatively large quantity of material (Appendix G, Table G-14).

8.0 REMEDY EVALUATION AND RECOMMENDATION

In selecting a recommended remedy, Trihydro compared various remedies for soil and groundwater across the VRP threshold and balancing criteria to determine the alternative that provides the best balance of benefits. This evaluation is shown on Tables 4-1, 4-2, 6-1, and 7-1. Threshold and balancing criteria for the recommended remedies are shown in Tables 8-1 and 8-2. Sections 8.1 and 8.2 present the advantages of the recommended remedies. Section 8.3 summarizes the recommended remedy and the justification for that remedy.

Based on a review of this RAER, WDEQ will select a remedy and memorialize the decision in the Remedy Agreement. The RAP will outline the performance objectives and metrics (including points of compliance), and a schedule for implementation of the selected remedy.

8.1 RECOMMENDED SOIL REMEDY

The recommended soil remedy is a combination of several of the remedies described in Section 6, and includes the following components:

- Development of site-specific background concentrations for metals.
- Excavation of soil exceeding the risk-evaluated industrial screening levels across the site to a depth of up to 6 ft bgs (approximately 6,900 cu yd).
- Capping the entire site with low-permeability soil to reduce infiltration through remaining soil exceeding MTGW standards. The cap could be incorporated into the design for the Snowy Range Road overpass and the LRCD office building and parking lot.
- Application for a UCA restricting future residential and other use and depth of future excavations to depths above the water table.
- MNA for groundwater contaminants, following excavation/capping of contaminated soil.

Proposed excavation areas are shown on Figure 8-1. An engineer's estimate for implementation of the recommended remedy, including cost assumptions, is included as Appendix G. The estimated cost is approximately $925,300 as shown in Appendix G, Table G-8.

Below are some of the advantages of this soil remedy, excavation of soils with concentrations greater than industrial screening levels, with the remaining soils with concentrations greater than MTGW screening levels being capped.

- This alternative is more protective of construction/utility workers than alternatives leaving soils exceeding ISS standards in place, because soils with contaminants exceeding the industrial screening levels would be removed from the site.
- This alternative is likely equally protective of construction/utility workers as alternatives removing soils exceeding MTGW and RSS screening levels, but offers lower costs and takes advantage of the proposed use of the southern portion of the property as a road, as well as the potential for a parking lot for the LRCD office building.
- This alternative allows for the future construction of both the road and the proposed LRCD office/gardens with minimal deviations from standard construction practices.

8.2 RECOMMENDED GROUNDWATER REMEDY

The recommended groundwater remedy is MNA to confirm attenuation of groundwater impacts. This remedy has the following advantages:

- This alternative confirms that contaminant concentrations decrease over time.
- This alternative is likely to be nearly as protective of human health as a hydraulic boundary control system or pump and treat system, with much lower costs and impacts in terms of equipment installed at the site and energy usage.

8.3 REDUCTION OF RISK THROUGH DIRECT CONTACT WITH SOIL

Risk through direct contact with soil will be reduced by removing soil with contaminant concentrations above industrial screening levels. This will be protective of utility and construction workers, which are the primary workers anticipated to be in direct contact with potentially contaminated soils.

8.4 PREVENTION OF MIGRATION OF CONTAMINANTS TO GROUNDWATER

Migration of contaminants to groundwater will be prevented by capping remaining soils with contaminant concentrations greater than MTGW screening levels. The cap will prevent water from leaching contaminants in vadose zone soils to groundwater.

8.5 REDUCTION OF RISK THROUGH DIRECT CONTACT WITH GROUNDWATER

The institutional controls (ICs) will reduce risk through direct contact with groundwater. ICs will restrict depth of excavations at the site to prevent excavation to groundwater and eliminate contact with groundwater in an excavation.

9.0 PERFORMANCE CRITERIA, CONTROLS, AND MONITORING OF THE RECOMMENDED REMEDY

This section provides a conceptual framework that can serve as a basis for performance monitoring of the recommended remedy. The performance criteria are based on the site specific remedial objectives described in Section 5.2, which can be summarized as follows:

- Reduction of risk through direct contact with soil – Reduce risks to onsite workers (construction, utility, remediation, LRCD), the public (following redevelopment as LRCD's office), trespassers, and ecological receptors.
- Prevent migration of contaminants to groundwater – Prevent contamination present in vadose zone or surface soil from impacting groundwater at levels greater than the cleanup levels.
- Reduction of risk through direct contact with groundwater – Prevent human contact with contaminated groundwater at the site through restrictions on depth of excavations, and reduce groundwater contaminant levels offsite to levels less than cleanup levels, if groundwater offsite is impacted by Site contaminants.

The proposed monitoring framework is tailored for recommended alternative:

- Confirmation sampling of bottoms and sidewalls of excavations
- Materials and compaction testing of cap materials during construction
- Periodic sampling of monitoring well network to confirm contaminant attenuation
- Periodic inspections and other institutional controls as required by the UCA agreement

The framework provides an overall remedy performance objective followed by several remedy implementation metrics for each of the four overarching performance criteria. The remedy implementation metrics are meant to provide information on whether field actions are meeting the criteria. Performance criteria and monitoring requirements will be specified in more detail in the RAP and subsequent implementation work plans.

9.1 REPORTING AND CONTINGENCY PROCESS

Each of the performance monitoring components described below will generate data that will be reviewed by LRCD and WDEQ over time. The specific reports and schedules will be defined in the Remedy Agreement. As the remedy progresses, the frequency of reporting may decrease as the frequency of data collection is also reduced. The data will

be reported to WDEQ in two ways: reports and communications associated with contingencies. The types of reports and frequencies for the early parts of the remedy are as follows:

- **Quarterly reports**. These will be short memos that report performance monitoring data that are collected on a frequent (i.e., at least quarterly) basis. These quarterly reports will be mainly for information purposes and will include minimal data interpretation.
- **Annual reports**. These will provide a review of the data collected during the given year, and comparison of the data relative to the given performance metrics. The annual report will also describe measures that will be taken in the next year to modify the system operations, if needed.
- **5-year reviews.** These reports will integrate the performance monitoring data collected over approximate five year timeframes to provide a holistic depiction of remedial progress. Similar to annual reports, this will be an opportunity for LRCD to evaluate the performance monitoring data against the given metrics, and to evaluate methods for optimizing the remedial systems. The 5-year reviews will also include an evaluation of whether the metrics themselves are still appropriate as the remedy progresses. This will be an opportunity for LRCD to propose adjustments to metrics. Revisions to metrics would be subject to WDEQ approval.

9.1.1 CONTINGENCY PROCESS SUMMARY

Should the remedy ultimately selected fail to achieve remedial standards as measured by performance criteria, a stepwise approach to evaluating contingencies will be used. The contingency process will be specified in the Remedy Agreement. Conceptually, the contingency process will first confirm that the remedy was constructed as designed, and that investigation and confirmation sampling data were adequate. If the remedy was constructed as designed, an evaluation will be made to determine whether predicted remediation time frames are reasonable and appropriate if applicable to the criterion. If time frames are reasonable and appropriate, an evaluation will be made to determine whether repairs, modifications, and/or alternative actions could be performed to improve remedy performance.

If MNA is not successful at reducing groundwater contaminant concentrations, another alternatives evaluation may be performed. Different alternatives may be available or preferred due to changes in site conditions, contaminant concentrations, extent of contamination, or other features.

9.2 REQUIREMENTS FOR ANNUAL REVIEW OF INSTITUTIONAL CONTROLS

Following monitoring of institutional controls, LRCD will review the effectiveness of institutional controls and provide a report to WDEQ. Specific requirements will be included in the Remedy Agreement.

10.0 CONCLUSIONS AND RECOMMENDATIONS

10.1 CONCLUSIONS

Based on the data collected at the Site to date, contamination exists at the Site at levels exceeding screening levels, including metals, PAHs, and petroleum. Therefore, remedial action is required to attain remedial objectives and WDEQ cleanup levels.

10.2 RECOMMENDATIONS

Based on this RAER, Trihydro makes the following recommendations:

- Obtain site-specific background soil concentrations for metals (particularly arsenic, boron, cobalt, iron, and manganese).
- Implement the remedy as presented in Section 8:
  - Excavate soils exceeding the industrial screening levels to a depth of 6 feet bgs
  - Apply for and obtain a UCA restricting reuse of the property
  - Cap remaining soils with concentrations exceeding the MTGW screening levels with low-permeability soil or concrete/asphalt pavement
  - Implement ICs to prevent contact with groundwater at the site
  - Monitor natural attenuation of contaminants in groundwater following implementation of the soil remedy components

11.0 REFERENCES

Curtis, J. and Grimes, K. 2004. Wyoming Climate Office. Available from: Wyoming Resources Data System via the Internet: (http://www.wrds.uwyo.edu/sco/climateatlas/title_page.html).

High Plains Regional Climate Center (HPRCC). 2014. http://www.hprcc.unl.edu/cgi-bin/cli_perl_lib/cliMAIN.pl?wy5415. Accessed May 7, 2014.

Sterrett, Robert J. 2007. Groundwater and Wells. Third Edition. New Brighton, Minnesota: Johnson Screens. 812 p.

Trihydro. 2014a. Sampling and Analysis Plan, Laramie Former Yttrium Plant, Wyoming Department of Environmental Quality, Voluntary Remediation Program Site #58.162, Laramie, Wyoming. January 6, 2014.

Trihydro. 2014b. Well Completion and Quarterly Sampling Report, Laramie Former Yttrium Plant, Wyoming Department of Environmental Quality, Voluntary Remediation Program Site #58.162, Laramie, Wyoming. March 18, 2014.

Trihydro. 2014c. Second Quarterly Sampling Report, Laramie Former Yttrium Plant, Wyoming Department of Environmental Quality, Voluntary Remediation Program Site #58.162, Laramie, Wyoming. May 19, 2014.

URS Corporation. 2011. Phase II – Analytical Results Report for Targeted Brownfields Assessment. Laramie, Albany County, Wyoming. TDD No. 1107-08. December 7, 2011.

URS Corporation. 2012a. Phase I - Environmental Site Assessment for Targeted Brownfields Assessment. Laramie, Albany County, Wyoming. TDD No. 1204-04. May 10, 2012.

URS Corporation. 2012b. Phase II – Analytical Results Report for Targeted Brownfields Assessment (Including Portions of the Midwest/Standard Oil Refinery). Laramie, Albany County, Wyoming. TDD No. 1204-04. October 29, 2012.

USEPA 2013. Regional Screening Levels - New Table (TR=1x10-06 and HQ=0.1) from November 2013. http://www.epa.gov/reg3hwmd/risk/human/rb-concentration_table/Generic_Tables/docs/master_sl_table_01run_NOV2013.pdf.

USEPA 2014. Secondary Drinking Water Regulations: Guidance for Nuisance Chemicals, http://water.epa.gov/drink/contaminants/secondarystandards.cfm, Accessed May 2014.

WDEQ. 2012a. Fact Sheet #13, Groundwater Cleanup Levels, http://deq.state.wy.us/volremedi/downloads/Current%20Fact%20Sheets/FS_13.pdf. March 21, 2012.

WDEQ. 2012b. Fact Sheet #21, Remedy Selection. http://deq.state.wy.us/volremedi/downloads/Current%20Fact%20Sheets/FS_21.pdf. May 10, 2012.

WDEQ. 2013a. Laramie Former Yttrium Plant, Voluntary Remediation Program (VRP) Site #58.162, Statement of Work (SOW) PS0661. July 3, 2013.

WDEQ. 2013b. Fact Sheet #12, Soil Cleanup Levels, http://deq.state.wy.us/volremedi/downloads/Current%20Fact%20Sheets/FS_12.pdf. October 30, 2013.

WDEQ. 2013c. Fact Sheet #14, Ecological Risk Assessment – Steps 1 and 2 Ecological Exclusion and Scoping Assessments, http://deq.state.wy.us/volremedi/downloads/Current%20Fact%20Sheets/FS_14.pdf. December 23, 2013.

Weatherspark. 2014. http://weatherspark.com/averages/30696/Laramie-Wyoming-United-States. Accessed May 7, 2014.

TABLES

TABLE 2-1. MONITORING WELL ELEVATION DATA
WYOMING DEPARTMENT OF ENVIRONMENTAL QUALITY, LARAMIE FORMER YTTRIUM PLANT, LARAMIE, WYOMING

						January 2014		April 2014	
	Latitude	Longitude	Screened Interval	Ground Surface Elevation	Measuring Point Elevation	Depth to Water	Groundwater Elevation	Depth to Water	Groundwater Elevation
Well ID	degrees	degrees	ft bgs	ft amsl	ft amsl	ft bmp	ft amsl	ft bmp	ft amsl
LYMW01	41.320673	-105.598562	2-12	7139.34	7142.74	9.68**	7133.06	9.85**	7132.89
LYMW02	41.320675	-105.599791	2-12	7139.79	7143.14	10.20**	7132.94	10.38**	7132.76
LYMW03	41.321071	-105.598510	2-12	7138.38	7141.99	9.00**	7132.99	9.13**	7132.86
LYMW04	41.321551	-105.599650	2-12	7140.03	7143.61	10.95**	7132.66	11.08**	7132.53
LYMW05	41.322107	-105.598437	2-12	7139.02	7141.38	8.70	7132.68	9.52**	7132.54
LYMW06	41.322008	-105.599885	2-12	7139.45	7142.89	10.38**	7132.51	10.55**	7132.34
LYMW09	41.321416	-105.598497	3-13	7139.31*	7138.71	5.76	7132.95	5.90	7132.81
LYMW10	41.322083	-105.599252	3-13	7139.47*	7138.80	6.22	7132.58	6.35	7132.45
LYMW11	41.321512	-105.599134	3-13	7138.88*	7138.19	5.42	7132.77	5.54	7132.65
LYMW12	41.320950	-105.599093	3-13	7139.37*	7138.73	5.75	7132.98	5.90	7132.83
LYMW13	41.321586	-105.599903	3-13	7139.85*	7139.02	6.39	7132.63	6.48	7132.54
LYMW14	41.321784	-105.598566	3-13	7138.54*	7137.86	5.08	7132.78	5.18	7132.68

ft bgs - feet below ground surface

ft amsl - ft above mean sea level

ft bmp - feet below measuring point

* - Elevation measured from the top of the concrete apron

** - Depth to water measured from top of the surface casing

TABLE 2-2. CONSTITUENT OF POTENTIAL CONCERN (COPC) SELECTION MATRIX AND REPORTING LIMIT/OBJECTIVE SCREEN FOR SOILS
WYOMING DEPARTMENT OF ENVIRONMENTAL QUALITY, LARAMIE FORMER YTTRIUM PLANT, LARAMIE, WYOMING

ANALYTE LIST														
Analyte Type	Analytical Method (SW-846) or as Listed	CAS No.	Contaminant	Fact Sheet #12 [a]	RFP Attachment #5 [b]	RFP Section #I1 or Introduction [b]	In Phase II SOIL [c]	In Phase II GW [c]	January 2014 Investigation (Detections Only)	Fact Sheet #12 Residential Soil Screening Values (mg/kg) [a]	Fact Sheet #12 Migration to Groundwater Screening Values (MTGW) (mg/kg) [a]	TestAmerica Reporting Limit (RL) (ug/kg or as noted)	TestAmerica Method Detection Limit (MDL) (ug/kg or as noted)	Residential Soil Comparison to MDL	MTGW Comparison to MDL
Semi-Volatile Organic Compounds	8270C	120-82-1	1,2,4-Trichlorobenzene	x		x				22	0.14	330	28	MDL is Less than Screening Level	MDL is Less than Screening Level
	8270C	95-50-1	1,2-Dichlorobenzene	x		x				1900	0.5	330	22	MDL is Less than Screening Level	MDL is Less than Screening Level
	8270C	106-46-7	1,4-Dichlorobenzene	x		x				2400	0.06	330	13.6	MDL is Less than Screening Level	MDL is Less than Screening Level
	8270C-SIM	90-12-0	1-Methylnaphthalene*			x		x	x	16	0.0051	5	0.26	MDL is Less than Screening Level	MDL is Less than Screening Level
	8270C	105-67-9	2,4-Dimethylphenol	x		x				1200	0.3	330	66	MDL is Less than Screening Level	MDL is Less than Screening Level
	8270C	121-14-2	2,4-Dinitrotoluene (re: Dinitrotoluene mixture)	x		x				1.6	0.02	330	66	MDL is Less than Screening Level	MDL does not meet Screening Level
	8270C	606-20-2	2,6-Dinitrotoluene (re: Dinitrotoluene mixture)	x		x	x			0.33	0.0098	330	28	MDL is Less than Screening Level	MDL does not meet Screening Level
	8270C	91-57-6	2-Methylnaphthalene	x		x	x	x	x	230	0.391	330	19	MDL is Less than Screening Level	MDL is Less than Screening Level
	8270C	95-48-7	2-Methylphenol (o-Cresol)	x		x				3100	0.53	330	13	MDL is Less than Screening Level	MDL is Less than Screening Level
	8270C	91-94-1	3,3-Dichlorobenzidine	x		x				1.1	0.00018	660	90	MDL is Less than Screening Level	**MDL does not meet Screening Level**
	8270C	108-39-4	3-Methylphenol (m-Cresol)	x		x				3100	0.91	330	33	MDL is Less than Screening Level	MDL is Less than Screening Level
	8270C	106-47-8	4-Chloroaniline	x		x				2.4	0.039	330	81.9	MDL is Less than Screening Level	**MDL does not meet Screening Level**
	8270C	106-44-5	4-Methylphenol (p-Cresol)	x		x				6100	0.091	330	33	MDL is Less than Screening Level	MDL is Less than Screening Level
	8270C-SIM	83-32-9	Acenaphthene (PAH)	x		x	x	x	x	3400	15.94	5	0.16	MDL is Less than Screening Level	MDL is Less than Screening Level
	8270C-SIM	208-96-8	Acenaphthylene (PAH)*			x	x	x	x	--	--	5	0.17	NA	NA
	8270C-SIM	120-12-7	Anthracene (PAH)	x		x	x	x	x	17000	323.73	5	0.72	MDL is Less than Screening Level	MDL is Less than Screening Level
	8270C-SIM	56-55-3	Benz[a]anthracene (PAH)	x		x	x	x	x	0.15	0.047	5	0.9	MDL is Less than Screening Level	MDL is Less than Screening Level
	8270C	191-24-2	Benzo(g,h,i)perylene			x	x	x	x	--	--	5	1.1	NA	NA
	8270C-SIM	50-32-8	Benzo[a]pyrene (PAH)	x		x	x	x	x	0.015	0.2	5	0.74	MDL is Less than Screening Level	MDL is Less than Screening Level
	8270C-SIM	205-99-2	Benzo[b]fluoranthene (PAH)	x		x	x	x	x	0.15	0.14	5	1.2	MDL is Less than Screening Level	MDL is Less than Screening Level
	8270C-SIM	207-08-9	Benzo[k]fluoranthene (PAH)	x		x	x		x	1.5	1.44	5	1	MDL is Less than Screening Level	MDL is Less than Screening Level
	8270C	111-44-4	Bis(2-chloroethyl)ether	x		x				0.21	0.0000166	330	16.6	MDL is Less than Screening Level	**MDL does not meet Screening Level**
	8270C	117-81-7	Bis(2-ethylhexyl)phthalate (DEHP)	x		x		x		35	90.6	330	46	MDL is Less than Screening Level	MDL is Less than Screening Level
	8270C	85-68-7	Butyl benzyl phthalate	x		x	x		x	260	420.63	330	43	MDL is Less than Screening Level	MDL is Less than Screening Level
	8270C	86-74-8	Carbazole			x	x		x	--	--	330	36	NA	NA
	8270C-SIM	218-01-9	Chrysene (PAH)	x		x	x	x	x	15	4.66	330	27	MDL is Less than Screening Level	MDL is Less than Screening Level
	8270C-SIM	53-70-3	Dibenz[ah]anthracene (PAH)	x		x	x	x	x	0.015	0.044	330	19	**MDL does not meet Screening Level**	MDL is Less than Screening Level
	8270C	132-64-9	Dibenzofuran*			x	x	x	x	7.8	0.011	5.00	0.296	MDL is Less than Screening Level	MDL is Less than Screening Level
	8270C	84-74-2	Dibutyl phthalate (di-n-butyl phthalate)	x		x		x	x	6100	124.465	330	29	MDL is Less than Screening Level	MDL is Less than Screening Level
	8270C	84-66-2	Diethyl phthalate	x		x		x		49000	14.25	660	26	MDL is Less than Screening Level	MDL is Less than Screening Level
	8270C	117-84-0	Di-n-octyl phthalate*			x		x		61	4.4	330	14.4	MDL is Less than Screening Level	MDL is Less than Screening Level
	8270C-SIM	206-44-0	Fluoranthene (PAH)	x		x	x	x	x	2300	156.51	5	1	MDL is Less than Screening Level	MDL is Less than Screening Level
	8270C-SIM	86-73-7	Fluorene (PAH)	x		x	x	x	x	2300	20.44	5	0.47	MDL is Less than Screening Level	MDL is Less than Screening Level
	8270C	87-68-3	Hexachlorobutadiene	x		x				6.2	0.059	330	10	MDL is Less than Screening Level	MDL is Less than Screening Level
	8270C	77-47-4	Hexachlorocyclopentadiene	x		x				370	10.02	1600	50	MDL is Less than Screening Level	MDL is Less than Screening Level
	8270C	67-72-1	Hexachloroethane	x		x				12	0.0019	330	21.3	MDL is Less than Screening Level	**MDL does not meet Screening Level**
	8270C-SIM	193-39-5	Indeno[1,2,3-cd]pyrene (PAH)	x		x	x	x	x	0.15	0.41	5	1.1	MDL is Less than Screening Level	MDL is Less than Screening Level
	8270C	78-59-1	Isophorone	x		x				510	0.022	330	17	MDL is Less than Screening Level	MDL is Less than Screening Level
	8270C-SIM	91-20-3	Naphthalene (PAH)	x		x	x	x	x	3.6	1.61	5	0.326	MDL is Less than Screening Level	MDL is Less than Screening Level
	8270C	98-95-3	Nitrobenzene	x		x				4.8	0.02	330	22	MDL is Less than Screening Level	**MDL does not meet Screening Level**
	8270C	621-64-7	N-Nitroso di-n-propylamine	x		x				0.069	0.00000273	330	65	MDL is Less than Screening Level	**MDL does not meet Screening Level**
	8270C	86-30-6	N-Nitrosodiphenylamine	x		x				99	0.026	330	21	MDL is Less than Screening Level	MDL is Less than Screening Level
	8270C	85-01-8	Phenanthrene			x	x	x	x	--	--	5.00	1.1	NA	NA
	8270C	108-95-2	Phenol	x		x				18000	2.49	330	18	MDL is Less than Screening Level	MDL is Less than Screening Level
	8270C-SIM	129-00-0	Pyrene (PAH)	x		x	x	x	x	1700	114.67	5	1.1	MDL is Less than Screening Level	MDL is Less than Screening Level
	8270C	110-86-1	Pyridine	x		x	x			78	0.0099	660	130	MDL is Less than Screening Level	**MDL does not meet Screening Level**

TABLE 2-2. CONSTITUENT OF POTENTIAL CONCERN (COPC) SELECTION MATRIX AND REPORTING LIMIT/OBJECTIVE SCREEN FOR SOILS
WYOMING DEPARTMENT OF ENVIRONMENTAL QUALITY, LARAMIE FORMER YTTRIUM PLANT, LARAMIE, WYOMING

ANALYTE LIST														
Analyte Type	Analytical Method (SW-846) or as Listed	CAS No.	Contaminant	Fact Sheet #12 [a]	RFP Attachment #5 [b]	RFP Section #I1 or Introduction [b]	In Phase II SOIL [c]	In Phase II GW [c]	January 2014 Investigation (Detections Only)	Fact Sheet #12 Residential Soil Screening Values (mg/kg) [a]	Fact Sheet #12 Migration to Groundwater Screening Values (MTGW) (mg/kg) [a]	TestAmerica Reporting Limit (RL) (ug/kg or as noted)	TestAmerica Method Detection Limit (MDL) (ug/kg or as noted)	Residential Soil Comparison to MDL	MTGW Comparison to MDL
Petroleum Analyses	8015C-GRO	8006-61-9	Gasoline-range organics (GRO)	x		x	x	x	x	28	--	1200	325	MDL is Less than Screening Level	NA
	8015C-DRO	STL00143	Diesel-range organics (DRO)	x		x	x	x	x	2300	--	4000	678	MDL is Less than Screening Level	NA
Total and Dissolved Metals	6010B	7429-90-5	Aluminum	x	x		x	x	x	77000	54760.95	10000	1550	MDL is Less than Screening Level	MDL is Less than Screening Level
	6020	7440-36-0	Antimony				x	x	x	31	0.27	200	29.2	MDL is Less than Screening Level	MDL is Less than Screening Level
	6020	7440-38-2	Arsenic	x	x	x	x	x	x	0.61	0.293	600	50.6	MDL is Less than Screening Level	MDL is Less than Screening Level
	6020	7440-39-3	Barium	x			x	x	x	15000	82.6	200	70.5	MDL is Less than Screening Level	MDL is Less than Screening Level
	6020	7440-41-7	Beryllium	x			x	x	x	160	3.1612	100	22.5	MDL is Less than Screening Level	MDL is Less than Screening Level
	6010B	7440-42-8	Boron	x	x				x	16000	2.475	10000	980	MDL is Less than Screening Level	MDL is Less than Screening Level
	6020	7440-43-9	Cadmium	x	x		x	x	x	70	0.3765	100	9.38	MDL is Less than Screening Level	MDL is Less than Screening Level
	6010	7440-70-2	Calcium				x	x	x	--	--	50	14.1	NA	NA
	6020	7440-43-3	Total Chromium (1:6 ratio - Cr VI:Cr III)	x	x		x	x	x	280	180000.03	200	76	MDL is Less than Screening Level	NA
	6020	7440-50-8	Copper	x	x		x	x	x	3100	45.89	250	71.1	MDL is Less than Screening Level	MDL is Less than Screening Level
	6020	7440-48-4	Cobalt	x		x	x	x	x	23	0.49	100	6.63	MDL is Less than Screening Level	MDL is Less than Screening Level
	6010B	7439-89-6	Iron	x	x	x	x	x	x	55000	645.15	15000	3800	MDL is Less than Screening Level	MDL is Less than Screening Level
	6020	7439-92-1	Lead	x	x	x	x	x	x	400	13.51	150	18.2	MDL is Less than Screening Level	NA
	6020	7439-96-5	Manganese	x	x	x	x	x	x	1800	3.27	250	33	MDL is Less than Screening Level	MDL is Less than Screening Level
	6010	7439-95-4	Magnesium				x	x	x	--	--	2000	--	NA	NA
	7471A	7439-97-6	Mercury (elemental)	x		x	x	x	x	10	0.1	17	5.53	MDL is Less than Screening Level	MDL is Less than Screening Level
	6020	7220-02-0	Nickel	x			x	x	x	1500	47.6	150	25.3	MDL is Less than Screening Level	MDL is Less than Screening Level
	6010B	7440-09-7	Potassium				x	x	x	--	--	300000	41000	NA	NA
	6020	7782-49-2	Selenium	x	x		x	x	x	390	0.265	500	133	MDL is Less than Screening Level	MDL is Less than Screening Level
	6010B	7440-23-5	Sodium				x	x	x	--	--	10000	--	NA	NA
	6020	7440-22-4	Silver	x			x	x	x	390	0.86	100	20.3	MDL is Less than Screening Level	MDL is Less than Screening Level
	6020	7440-28-0	Thallium	x		x	x	x	x	0.78	0.14	100	3.51	MDL is Less than Screening Level	MDL is Less than Screening Level
	6020	7440-62-2	Vanadium	x			x	x	x	390	255.08	500	38.5	MDL is Less than Screening Level	MDL is Less than Screening Level
	6020	7440-66-6	Zinc	x	x		x	x	x	23000	311.5	1000	316	MDL is Less than Screening Level	MDL is Less than Screening Level
General Chemistry	9056A_28D	16887-00-6	Chloride	x	x				x	--	--	30000	1790	NA	NA
	9056A_28D	14808-79-8	Sulfate	x	x				x	--	--	50000	1730	NA	NA
	Laboratory Standard		%Moisture							NA	NA	0.5	--	NA	NA
	9045C		pH	x	x	x	x	x	x	NA	NA	NA	NA	NA	NA
	9060A		TOC				x	x		--	--	NA	NA	NA	NA
	Calculation		SAR		x				x	--	--	1.2	--	NA	NA

Notes:
ug/kg - micrograms per kilogram
mg/kg - milligrams per kilogram
x - Listed as parameter of Constituent of Concern in the referenced document or is on the laboratory standard compound list
NA - Not applicable for that matrix or method
RFP - Request for Proposal
MDL - Method Detection Limit
-- - No screening level available in Fact Sheet #12
[a]Fact Sheet #12 - 2013, Wyoming Department of Environmental Quality, WDEQ Fact Sheet #12, Spreadsheet updated October 30, 2010. http://deq.state.wy.us/volremedi/factsheets.asp
[b]Laramie Former Yttrium Plant, Voluntary Remediation Program (VRP) Site #58.162, Statement of Work (SOW)/PS0661, July 3, 2013
[c]United States Environmental Protection Agency, Phase II - Analytical Results Report for Targeted Brownfields Assessment, Laramie Yttrium Plant (Including Portions of the Midwest/Standard Oil Refinery), Laramie, Albany County, Wyoming, TDD N0. 1204-04, October 29, 2012
Ethylene Glycol is listed as a Constituent of concern with screening levels for Fact Sheet 12 Soil and Water. However, Ethylene Glycol is not a typical compound analyzed because of the high water solubility and poor extraction efficiency using solvents defined in promulgated extraction methods
For Total Chromium, no limits from Phase II Assessment were available and the CAS number was different.
* - Regional Screening Level was substituted since a Fact Sheet #12 value was not available (New Table (TR=1x10-06 and HQ=0.1) from November 2013). http://www.epa.gov/reg3hwmd/risk/human/rb-concentration_table/Generic_Tables/docs/master_sl_table_01run_NOV2013.pdf

TABLE 2-3. CONSTITUENT OF POTENTIAL CONCERN (COPC) SELECTION MATRIX AND REPORTING LIMIT/OBJECTIVE SCREEN FOR GROUNDWATER
WYOMING DEPARTMENT OF ENVIRONMENTAL QUALITY, LARAMIE FORMER YTTRIUM PLANT, LARAMIE, WYOMING

ANALYTE LIST														
Analyte Type	Analytical Method (SW-846) or as Listed	CAS No.	Contaminant	Fact Sheet #12 [a]	RFP Attachment #5 [b]	RFP Section #I1 or Introduction [b]	In Phase II SOIL [c]	In Phase II GW [c]	January 2014 Investigation (Detections Only)	April 2014 Investigation (Detections Only)	Fact Sheet #12 Water Cleanup Levels (ug/L) [a]	TestAmerica Reporting Limit (RL) (ug/L or as noted)	TestAmerica Method Detection Limit (MDL) (ug/L or as noted)	Water Cleanup Level Comparison to MDL
Semi-Volatile Organic Compounds	8270C	120-82-1	1,2,4-Trichlorobenzene	x		x					70	4	0.28	MDL is Less than Screening Level
	8270C	95-50-1	1,2-Dichlorobenzene	x		x					600	4	0.23	MDL is Less than Screening Level
	8270C	106-46-7	1,4-Dichlorobenzene	x		x					75	4	0.32	MDL is Less than Screening Level
	8270C-SIM	90-12-0	1-Methylnaphthalene*			x		x	x	x	0.97	0.1	0.00566	MDL is Less than Screening Level
	8270C	105-67-9	2,4-Dimethylphenol	x		x			x	x	729	10	0.58	MDL is Less than Screening Level
	8270C	121-14-2	2,4-Dinitrotoluene (re: Dinitrotoluene mixture)	x		x					72.9	10	1.66	MDL is Less than Screening Level
	8270C	606-20-2	2,6-Dinitrotoluene (re: Dinitrotoluene mixture)	x		x	x				36.5	10	1.89	MDL is Less than Screening Level
	8270C	91-57-6	2-Methylnaphthalene	x		x	x	x	x		146	4	0.29	MDL is Less than Screening Level
	8270C	95-48-7	2-Methylphenol (o-Cresol)	x		x					1820	10	0.98	MDL is Less than Screening Level
	8270C	91-94-1	3,3-Dichlorobenzidine	x		x					0.189	50	2	**MDL does not meet Screening Level**
	8270C	108-39-4	3-Methylphenol (m-Cresol)	x		x			x	x	1820	10	0.25	MDL is Less than Screening Level
	8270C	106-47-8	4-Chloroaniline	x		x					146	10	2.14	MDL is Less than Screening Level
	8270C	106-44-5	4-Methylphenol (p-Cresol)	x		x			x	x	182	10	0.25	MDL is Less than Screening Level
	8270C-SIM	83-32-9	Acenaphthene (PAH)	x		x	x	x	x	x	2190	0.1	0.0142	MDL is Less than Screening Level
	8270C-SIM	208-96-8	Acenaphthylene (PAH)			x	x	x	x		--	0.1	0.00996	NA
	8270C-SIM	120-12-7	Anthracene (PAH)	x		x	x	x	x	x	10900	0.1	0.0142	MDL is Less than Screening Level
	8270C-SIM	56-55-3	Benz[a]anthracene (PAH)	x		x	x	x	x	x	0.117	0.1	0.00321	MDL is Less than Screening Level
	8270C	191-24-2	Benzo(g,h,i)perylene			x	x	x	x	x	--	0.1	0.00355	NA
	8270C-SIM	50-32-8	Benzo[a]pyrene (PAH)	x		x	x	x	x	x	0.2	0.1	0.00514	MDL is Less than Screening Level
	8270C-SIM	205-99-2	Benzo[b]fluoranthene (PAH)	x		x	x	x	x	x	0.117	0.1	0.00344	MDL is Less than Screening Level
	8270C-SIM	207-08-9	Benzo[k]fluoranthene (PAH)	x		x	x				1.17	0.1	0.00505	MDL is Less than Screening Level
	8270C	111-44-4	Bis(2-chloroethyl)ether	x		x					0.0773	10	0.41	**MDL does not meet Screening Level**
	8270C	117-81-7	Bis(2-ethylhexyl)phthalate (DEHP)	x		x		x	x	x	6	10	0.56	MDL is Less than Screening Level
	8270C	85-68-7	Butyl benzyl phthalate	x		x	x				7290	4	1	MDL is Less than Screening Level
	8270C	86-74-8	Carbazole			x	x		x	x	--	4	0.43	NA
	8270C-SIM	218-01-9	Chrysene (PAH)	x		x	x	x	x	x	11.7	4	0.54	MDL is Less than Screening Level
	8270C-SIM	53-70-3	Dibenz[ah]anthracene (PAH)	x		x	x	x	x	x	0.0117	4	0.51	**MDL does not meet Screening Level**
	8270C	132-64-9	Dibenzofuran*			x	x	x	x	x	0.58	0.1	0.00151	MDL is Less than Screening Level
	8270C	84-74-2	Dibutyl phthalate (di-n-butyl phthalate)	x		x		x			3650	4	1.16	MDL is Less than Screening Level
	8270C	84-66-2	Diethyl phthalate	x		x		x			29200	4	0.38	MDL is Less than Screening Level
	8270C	117-84-0	Di-n-octyl phthalate*			x		x			16	4	0.35	MDL is Less than Screening Level
	8270C-SIM	206-44-0	Fluoranthene (PAH)	x		x	x	x	x	x	1460	0.1	0.00453	MDL is Less than Screening Level
	8270C-SIM	86-73-7	Fluorene (PAH)	x		x	x	x	x	x	1460	0.1	0.0188	MDL is Less than Screening Level
	8270C	87-68-3	Hexachlorobutadiene	x		x					1.09	10	3.3	**MDL does not meet Screening Level**
	8270C	77-47-4	Hexachlorocyclopentadiene	x		x					50	50	10	MDL is Less than Screening Level
	8270C	67-72-1	Hexachloroethane	x		x					6.08	10	2.1	MDL is Less than Screening Level
	8270C-SIM	193-39-5	Indeno[1,2,3-cd]pyrene (PAH)	x		x	x	x			0.117	0.1	0.0147	MDL is Less than Screening Level
	8270C	78-59-1	Isophorone	x		x					89.5	10	0.21	MDL is Less than Screening Level
	8270C-SIM	91-20-3	Naphthalene (PAH)	x		x	x	x	x	x	729	0.1	0.00533	MDL is Less than Screening Level
	8270C	98-95-3	Nitrobenzene	x		x					72.9	10	0.81	MDL is Less than Screening Level
	8270C	621-64-7	N-Nitroso di-n-propylamine	x		x					0.0122	10	0.35	**MDL does not meet Screening Level**
	8270C	86-30-6	N-Nitrosodiphenylamine	x		x					17.4	10	0.44	MDL is Less than Screening Level
	8270C	85-01-8	Phenanthrene			x	x	x	x	x	--	0.1	0.00975	MDL is Less than Screening Level
	8270C	108-95-2	Phenol	x		x					10900	10	2	MDL is Less than Screening Level
	8270C-SIM	129-00-0	Pyrene (PAH)	x		x	x	x	x	x	1090	0.1	0.00808	MDL is Less than Screening Level
	8270C	110-86-1	Pyridine	x		x	x				36.5	20	1.7	MDL is Less than Screening Level

TABLE 2-3. CONSTITUENT OF POTENTIAL CONCERN (COPC) SELECTION MATRIX AND REPORTING LIMIT/OBJECTIVE SCREEN FOR GROUNDWATER
WYOMING DEPARTMENT OF ENVIRONMENTAL QUALITY, LARAMIE FORMER YTTRIUM PLANT, LARAMIE, WYOMING

ANALYTE LIST														
Analyte Type	Analytical Method (SW-846) or as Listed	CAS No.	Contaminant	Fact Sheet #12 [a]	RFP Attachment #5 [b]	RFP Section #I1 or Introduction [b]	In Phase II SOIL [c]	In Phase II GW [c]	January 2014 Investigation (Detections Only)	April 2014 Investigation (Detections Only)	Fact Sheet #12 Water Cleanup Levels (ug/L) [a]	TestAmerica Reporting Limit (RL) (ug/L or as noted)	TestAmerica Method Detection Limit (MDL) (ug/L or as noted)	Water Cleanup Level Comparison to MDL
Petroleum Analyses	8015C-GRO	8006-61-9	Gasoline-range organics (GRO)	x		x	x	x	x	x	7300	25	10	MDL is Less than Screening Level
	8015C-DRO	STL00143	Diesel-range organics (DRO)	x		x	x	x	x	x	1100 or 10000	250	32.6	MDL is Less than Screening Level
Total and Dissolved Metals	6010B	7429-90-5	Aluminum	x	x		x	x	x	x	36500	100	18	MDL is Less than Screening Level
	6020	7440-36-0	Antimony				x	x	x	x	6	2	0.4	MDL is Less than Screening Level
	6020	7440-38-2	Arsenic	x	x	x	x	x	x	x	10	5	0.33	MDL is Less than Screening Level
	6020	7440-39-3	Barium	x			x	x	x	x	2000	1	0.29	MDL is Less than Screening Level
	6020	7440-41-7	Beryllium	x			x	x	x	x	4	1	0.08	MDL is Less than Screening Level
	6010B	7440-42-8	Boron	x	x				x	x	750	100	4.37	MDL is Less than Screening Level
	6020	7440-43-9	Cadmium	x	x		x	x	x	x	5	1	0.1	MDL is Less than Screening Level
	6010	7440-70-2	Calcium				x	x	x	x	--	200	34.5	NA
	6020	7440-43-3	Total Chromium (1:6 ratio - Cr VI:Cr III)	x	x		x	x	x	x	100	2	0.5	MDL is Less than Screening Level
	6020	7440-50-8	Copper	x	x		x	x	x	x	1300	2	0.56	MDL is Less than Screening Level
	6020	7440-48-4	Cobalt	x		x	x	x	x	x	10.9	1	0.054	MDL is Less than Screening Level
	6010B	7439-89-6	Iron	x	x	x	x	x	x	x	25500	100	22	MDL is Less than Screening Level
	6020	7439-92-1	Lead	x	x	x	x	x	x	x	15	1	0.18	MDL is Less than Screening Level
	6020	7439-96-5	Manganese	x	x	x	x	x	x	x	50	1	0.31	MDL is Less than Screening Level
	6010	7439-95-4	Magnesium				x	x	x	x	--	200	10.7	NA
	7470A	7439-97-6	Mercury (elemental)	x		x	x	x		x	2	0.2	0.027	MDL is Less than Screening Level
	6020	7220-02-0	Nickel	x			x	x	x	x	729	2	0.3	MDL is Less than Screening Level
	6010B	7440-09-7	Potassium				x	x	x	x	--	3000	237	NA
	6020	7782-49-2	Selenium	x	x		x	x			50	5	0.7	MDL is Less than Screening Level
	6010B	7440-23-5	Sodium				x	x	x	x	--	1000	91.6	NA
	6020	7440-22-4	Silver	x			x	x		x	100	5	0.033	MDL is Less than Screening Level
	6020	7440-28-0	Thallium	x		x	x	x			2	1	0.05	MDL is Less than Screening Level
	6020	7440-62-2	Vanadium	x			x	x	x	x	255	5	0.5	MDL is Less than Screening Level
	6020	7440-66-6	Zinc	x	x		x	x	x	x	5000	10	2	MDL is Less than Screening Level
General Chemistry	9056A_28D	16887-00-6	Chloride	x	x				x	x	250000	3000	254	MDL is Less than Screening Level
	9056A_28D	14808-79-8	Sulfate	x	x				x	x	250000	5000	232	MDL is Less than Screening Level
	SM 2540C_CALC	STL00242	Total Dissolved Solids (TDS)	x	x				x	x	500000	10000	4700	MDL is Less than Screening Level
	9040B		pH	x	x	x	x	x	x	x	6.5 - 8.5	NA	NA	NA
	9060A		TOC				x	x			--	NA	NA	NA
	Calculation		SAR		x				x	x	--	NA	NA	NA
Water Field Parameters	NA	NA	pH			x		x			NA	NA	NA	NA
	NA	NA	temperature			x		x			NA	NA	NA	NA
	NA	NA	Conductivity			x		x			NA	NA	NA	NA
	NA	NA	Turbidity			x		x			NA	NA	NA	NA
	NA	NA	Dissolved Oxygen			x		x			NA	NA	NA	NA
	NA	NA	Oxygen-Reduction Potential			x		x			NA	NA	NA	NA

Notes:
ug/L - micrograms per liter
x - Listed as parameter of Constituent of Concern in the referenced document or is on the laboratory standard compound list
NA - Not applicable for that matrix or method
RFP - Request for Proposal
-- - No screening level available in Fact Sheet #12
[a]Fact Sheet #12 - 2013, Wyoming Department of Environmental Quality, WDEQ Fact Sheet #12, Spreadsheet updated October 30, 2010. http://deq.state.wy.us/volremedi/factsheets.asp
[b]Laramie Former Yttrium Plant, Voluntary Remediation Program (VRP) Site #58.162, Statement of Work (SOW)/PS0661, July 3, 2013
[c]United States Environmental Protection Agency, Phase II - Analytical Results Report for Targeted Brownfields Assessment, Laramie Yttrium Plant (Including Portions of the Midwest/Standard Oil Refinery), Laramie, Albany County, Wyoming, TDD N0. 1204-04, October 29, 2012
[d] Will be completed in the field only.
Ethylene Glycol is listed as a Constituent of concern with screening levels for Fact Sheet 12 Soil and Water. However, Ethylene Glycol is not a typical compound analyzed because of the high water solubility and poor extraction efficiency using solvents defined in promulgated extraction methods □
For Total Chromium, no limits from Phase II Assessment were available and the CAS number was different.
* - Regional Screening Level was substituted since a Fact Sheet #12 value was not available (New Table (TR=1x10-06 and HQ=0.1) from November 2013). http://www.epa.gov/reg3hwmd/risk/human/rb-concentration_table/Generic_Tables/docs/master_sl_table_01run_NOV2013.pdf

TABLE 2-4. HISTORIC AND JANUARY 2014 SOIL QUALITY RESULTS, SEMI-VOLATILES, WYOMING DEPARTMENT OF ENVIRONMENTAL QUALITY, LARAMIE FORMER YTTRIUM PLANT, LARAMIE, WYOMING

Location ID	Date Sampled	Acenaphthene (mg/kg)	Acenaphthylene (mg/kg)	Anthracene (mg/kg)	Benz(a)anthracene (mg/kg)	Benzo(a)pyrene (mg/kg)	Benzo(b)fluoranthene (mg/kg)	Benzo(ghi)perylene (mg/kg)	Benzo(k)fluoranthene (mg/kg)
LYMW09 (1-2 ft)	01/15/14	0.11	0.018	0.5	**0.91**	**0.95**	**0.51**	0.9	0.11
LYMW09 (3-4 ft)	01/16/14	ND(0.00016)	ND(0.00017) UJ	ND(0.00074)	ND(0.00092)	ND(0.00076) UJ	ND(0.0012)	ND(0.0011)	ND(0.001)
LYMW09 (4-5 ft)	01/15/14	ND(0.00015)	ND(0.00016)	0.0023 J	0.0023 J	ND(0.0007)	ND(0.0011)	0.0098	ND(0.00095)
LYMW09 (4-5 ft) Dup	01/15/14	0.00049 J	ND(0.00017)	0.0036 J	0.0042 J	0.0054	0.0026 J	0.0091	ND(0.00099)
LYMW10 (1-2 ft)	01/15/14	0.11	0.065	0.4	**1.4**	**4.6**	**2.1**	6.3	0.38
LYMW10 (2-3 ft)	01/15/14	0.0053 J	0.0012 J	0.011	0.024	**0.044**	0.033	0.069	0.0071
LYMW10 (9-10 ft)	01/15/14	0.2	0.015	0.34	**0.49**	**0.73**	**0.4**	0.46	0.089
LYMW11 (1-2 ft)	01/15/14	0.0054	ND(0.00018)	0.02	0.032	**0.056**	0.023	0.12	0.0049 J
LYMW11 (3-4 ft)	01/15/14	0.0014 J	ND(0.00021)	0.0043 J	0.0043 J	0.0052 J	0.0041 J	0.0033 J	ND(0.0012)
LYMW12 (1-2 ft)	01/15/14	ND(0.00017)	ND(0.00018)	0.0024 J	0.0046 J	0.0067	0.0035 J	0.01	ND(0.0011)
LYMW12 (2-3 ft)	01/15/14	ND(0.00016)	ND(0.00018)	ND(0.00074)	ND(0.00093)	ND(0.00076)	ND(0.0012)	ND(0.0011)	ND(0.001)
LYMW12 (3-4 ft)	01/16/14	0.00079 J	ND(0.00017) UJ	0.0011 J	ND(0.00092)	ND(0.00076) UJ	ND(0.0012)	0.0069	ND(0.001)
LYMW13 (1-2 ft)	01/15/14	ND(0.00017)	0.0028 J	0.0046 J	0.014	**0.016**	0.025	0.018	0.0082
LYMW13 (6-7 ft)	01/15/14	ND(0.00016)	ND(0.00017)	ND(0.00073)	ND(0.00091)	ND(0.00075)	ND(0.0012)	ND(0.0011)	ND(0.001)
LYMW13 (6-7 ft) Dup	01/15/14	ND(0.00016)	ND(0.00017)	ND(0.00074)	ND(0.00092)	ND(0.00076)	ND(0.0012)	ND(0.0011)	ND(0.001)
LYMW14 (1-2 ft)	01/15/14	ND(0.00018)	ND(0.0002)	ND(0.00083)	0.0028 J	0.0028 J	0.0056 J	0.0037 J	0.0012 J
LYMW14 (6-7 ft)	01/15/14	0.08	ND(0.00018)	0.11	0.013	**0.029**	0.0053	0.035	ND(0.001)
LYSOA01	06/04/12	0.0084	0.017	0.057	**0.14**	**0.2**	**0.28**	0.11	0.1
LYSOA02	06/04/12	0.012	0.041	0.1	**0.33**	**0.81**	**0.74**	0.8	0.17
LYSOA03	06/04/12	0.0074	ND(0.0063)	0.095	**0.43**	**0.59**	**0.29**	0.84	0.041
LYSOA04	06/04/12	0.019	0.0081	0.29	**1.4**	**1.2**	**0.84**	1.4	0.13
LYSOA05	06/04/12	0.011	0.0066	0.11	**0.39**	**0.38**	**0.26**	0.29	0.035
LYSOA06 Dup	06/04/12	0.0098	0.0066	0.1	**0.39**	**0.4**	**0.26**	0.46	0.062
LYSOB01	06/04/12	0.015	ND(0.006)	0.18	**0.44**	**0.56**	**0.3**	0.65	0.09
LYSOB02	06/04/12	0.009	ND(0.006)	0.079	ND(0.005)	**0.18**	**0.26**	0.12	0.073
LYSOB03	06/04/12	0.02	ND(0.006)	0.15	**0.5**	**0.47**	**0.29**	0.42	0.1
LYSOB04	06/04/12	0.021	0.012	0.17	**0.37**	**0.49**	**0.36**	0.46	0.11
LYSOB05	06/04/12	0.0071	ND(0.0061)	0.065	**0.23**	**0.28**	**0.23**	0.25	0.043
LYSOC01	06/04/12	ND(0.0041)	ND(0.0061)	ND(0.0051)	0.033	**0.018**	0.034	0.0092	0.012
LYSOC02	06/04/12	ND(0.0042)	ND(0.0062)	0.028	**0.077**	**0.078**	0.076	0.038	0.028
LYSOC03	06/04/12	0.013	0.023	0.14	**0.26**	**0.52**	**0.51**	0.52	0.092
LYSOC04	06/04/12	0.098	0.006	1	**2.7**	**2.4**	**1**	2.4	0.11
LYSOC05	06/04/12	0.15	ND(0.03)	1.8	**5.4**	**4.8**	**2.7**	5.9	0.53
LYSOD01	06/04/12	ND(0.004)	ND(0.0061)	ND(0.0051)	0.022	**0.019**	0.03	0.01	0.011
LYSOD02	06/04/12	ND(0.004)	ND(0.006)	ND(0.005)	**0.057**	**0.048**	0.08	0.011	0.022
LYSOD03	06/04/12	ND(0.0041)	ND(0.0061)	0.011	**0.051**	**0.063**	0.073	0.025	0.029
LYSOD04	06/04/12	ND(0.0041)	0.012	0.072	**0.064**	**0.14**	0.12	0.1	0.038
LYSOD05	06/04/12	0.0071	0.016	0.061	**0.27**	**0.25**	**0.29**	0.14	0.076
LYSOD06 Dup	06/04/12	0.01	0.023	0.074	**0.19**	**0.27**	**0.4**	0.16	0.078
LYSOE01	06/04/12	ND(0.004)	ND(0.006)	0.053	0.028	**0.038**	0.073	0.019	0.016
LYSOE02	06/04/12	0.025	ND(0.0062)	0.16	**0.58**	**0.8**	**0.74**	0.92	0.15
LYSOE03	06/04/12	0.009	ND(0.006)	0.057	**0.3**	**0.52**	**0.39**	0.8	0.083
LYSOE04	06/04/12	0.25	0.016	0.4	**2**	**1.9**	**0.46**	1.2	**2.3**
WDEQ MTGW		15.94	NA	323.73	0.047	0.2	0.14	NA	1.44
Residential Soil Screening Values		3,400	NA	17,000	0.15	0.015	0.15	NA	1.5

Notes:
BOLD values exceed one or both Screening Levels
Residential Soil Screening Value and Migration to Groundwater Screening Value (WDEQ MTGW)- See Table 5-2A and 5-2B
Italicized values - method detection limit (MDL) exceeds one or both Screening Levels
NA = Not Applicable
ND = Not Detected
Dup = Duplicate
mg/kg = milligrams per kilogram
Data Qualifiers:
J – Estimated concentration
UJ – Estimated reporting limit
The method detection limit (MDL) was used as the reporting limit.

TABLE 2-4. HISTORIC AND JANUARY 2014 SOIL QUALITY RESULTS, SEMI-VOLATILES, WYOMING DEPARTMENT OF ENVIRONMENTAL QUALITY, LARAMIE FORMER YTTRIUM PLANT, LARAMIE, WYOMING

Location ID	Date Sampled	Benzyl Butyl Phthalate (mg/kg)	Carbazole (mg/kg)	Chrysene (mg/kg)	Dibenz (a,h) anthracene (mg/kg)	Dibenzofuran (mg/kg)	Di-n-butylphthalate (mg/kg)	Fluoranthene (mg/kg)	Fluorene (mg/kg)
LYMW09 (1-2 ft)	01/15/14	ND(0.24)	ND(0.2)	1.5	**0.14**	**0.099**	ND(0.16)	0.77	0.08
LYMW09 (3-4 ft)	01/16/14	--	--	ND(0.001)	ND(0.0013)	ND(0.0003)	--	ND(0.001)	ND(0.00048)
LYMW09 (4-5 ft)	01/15/14	ND(0.043)	ND(0.036)	0.0047	ND(0.0012)	0.00036 J	ND(0.029)	ND(0.00095)	0.00065 J
LYMW09 (4-5 ft) Dup	01/15/14	ND(0.043)	ND(0.036)	0.0086	ND(0.0013)	0.00068 J	ND(0.029)	0.0038 J	0.00079 J
LYMW10 (1-2 ft)	01/15/14	ND(0.45)	ND(0.38) UJ	1.6	**2.2**	**0.05**	ND(0.3)	0.33	0.085
LYMW10 (2-3 ft)	01/15/14	ND(0.049)	ND(0.041)	0.026	**0.018**	0.0027 J	ND(0.033)	0.012	0.0048 J
LYMW10 (9-10 ft)	01/15/14	ND(0.055)	0.13 J	0.43	**0.29**	**0.067**	ND(0.037)	0.11	0.36
LYMW11 (1-2 ft)	01/15/14	0.35	ND(0.037)	0.043	0.015	0.0075	0.047 J	0.012	0.0032 J
LYMW11 (3-4 ft)	01/15/14	ND(0.05)	ND(0.041)	0.0069	ND(0.0016)	0.0014 J	ND(0.033)	ND(0.0012)	0.0021 J
LYMW12 (1-2 ft)	01/15/14	ND(0.047)	ND(0.039)	0.008	ND(0.0014)	ND(0.00032)	ND(0.031)	0.0035 J	ND(0.00051)
LYMW12 (2-3 ft)	01/15/14	ND(0.044)	ND(0.037)	ND(0.001)	ND(0.0013)	ND(0.00031)	ND(0.03)	ND(0.001)	ND(0.00048)
LYMW12 (3-4 ft)	01/16/14	--	--	ND(0.001)	ND(0.0013)	0.00051 J	--	ND(0.001)	0.00096 J
LYMW13 (1-2 ft)	01/15/14	ND(0.046)	ND(0.039)	0.019	0.0046 J	0.0022 J	ND(0.031)	0.025	0.00095 J
LYMW13 (6-7 ft)	01/15/14	ND(0.041)	ND(0.035)	ND(0.001)	ND(0.0013)	ND(0.0003)	ND(0.028)	ND(0.001)	ND(0.00048)
LYMW13 (6-7 ft) Dup	01/15/14	ND(0.042)	ND(0.035)	ND(0.001)	ND(0.0013)	ND(0.0003)	ND(0.028)	ND(0.001)	ND(0.00048)
LYMW14 (1-2 ft)	01/15/14	ND(0.049)	ND(0.041)	0.0056 J	ND(0.0015)	0.0044 J	ND(0.033)	0.0058	ND(0.00054)
LYMW14 (6-7 ft)	01/15/14	ND(0.043)	ND(0.036)	0.02	ND(0.0014)	**0.039**	ND(0.029)	0.012	0.16
LYSOA01	06/04/12	ND(0.38)	ND(0.15)	0.3	**0.056**	***ND(0.13)***	--	0.26	0.0073
LYSOA02	06/04/12	ND(0.77)	ND(0.3)	0.6	**0.54**	***ND(0.25)***	--	0.46	0.013
LYSOA03	06/04/12	ND(0.77)	ND(0.3)	0.49	**0.19**	***ND(0.25)***	--	0.14	0.0063
LYSOA04	06/04/12	ND(0.74)	ND(0.28)	2.1	**0.39**	***ND(0.24)***	--	0.52	0.02
LYSOA05	06/04/12	ND(0.8)	ND(0.31)	0.57	**0.13**	***ND(0.26)***	--	0.22	0.0077
LYSOA06 Dup	06/04/12	ND(0.8)	ND(0.31)	0.53	**0.14**	***ND(0.26)***	--	0.21	0.0055
LYSOB01	06/04/12	ND(0.73)	ND(0.28)	0.7	**0.13**	***ND(0.24)***	--	0.23	0.009
LYSOB02	06/04/12	ND(0.73)	ND(0.28)	0.48	**0.038**	***ND(0.24)***	--	0.23	ND(0.005)
LYSOB03	06/04/12	ND(0.73)	ND(0.28)	0.62	**0.11**	***ND(0.24)***	--	0.3	0.007
LYSOB04	06/04/12	ND(0.74)	ND(0.28)	0.85	**0.12**	***ND(0.24)***	--	0.38	0.016
LYSOB05	06/04/12	ND(0.74)	ND(0.28)	0.33	**0.092**	***ND(0.24)***	--	0.17	ND(0.005)
LYSOC01	06/04/12	ND(0.75)	ND(0.29)	0.039	ND(0.0061)	***ND(0.25)***	--	0.046	ND(0.0051)
LYSOC02	06/04/12	ND(0.76)	ND(0.29)	0.11	**0.016**	***ND(0.25)***	--	0.076	ND(0.0052)
LYSOC03	06/04/12	ND(0.74)	ND(0.28)	0.68	**0.13**	***ND(0.24)***	--	0.39	0.01
LYSOC04	06/04/12	ND(0.73)	ND(0.28)	3.2	**0.35**	**0.26**	--	0.72	0.081
LYSOC05	06/04/12	ND(3.7)	ND(1.4)	**8.2**	**1.5**	***ND(1.2)***	--	2.3	0.11
LYSOD01	06/04/12	ND(0.74)	ND(0.28)	0.034	ND(0.0061)	***ND(0.24)***	--	0.028	ND(0.0051)
LYSOD02	06/04/12	ND(0.73)	ND(0.28)	0.072	0.008	***ND(0.24)***	--	0.074	ND(0.005)
LYSOD03	06/04/12	1.1	ND(0.28)	0.062	**0.035**	***ND(0.24)***	--	0.055	ND(0.0051)
LYSOD04	06/04/12	ND(0.75)	ND(0.29)	0.18	**0.068**	***ND(0.25)***	--	0.085	0.0051
LYSOD05	06/04/12	ND(0.74)	ND(0.29)	0.32	**0.086**	***ND(0.24)***	--	0.28	ND(0.0051)
LYSOD06 Dup	06/04/12	ND(0.73)	ND(0.28)	0.42	**0.076**	***ND(0.24)***	--	0.34	0.0091
LYSOE01	06/04/12	0.73	ND(0.28)	0.068	0.008	***ND(0.24)***	--	0.066	ND(0.005)
LYSOE02	06/04/12	ND(0.75)	ND(0.29)	0.64	**0.51**	***ND(0.25)***	--	0.34	0.021
LYSOE03	06/04/12	ND(0.73)	ND(0.28)	0.3	**0.47**	***ND(0.24)***	--	0.14	0.012
LYSOE04	06/04/12	0.9	0.31	2	**0.7**	***ND(0.25)***	--	3.2	0.15
WDEQ MTGW		420.63	NA	4.66	0.044	0.011	124.465	156.51	20.44
Residential Soil Screening Values		260	NA	15	0.015	7.8	6,100	2,300	2,300

Notes:
BOLD values exceed one or both Screening Levels
Residential Soil Screening Value and Migration to Groundwater Screening Value (WDEQ MTGW)- See Table 5-2A and 5-2B
Italicized values - method detection limit (MDL) exceeds one or both Screening Levels
NA = Not Applicable
ND = Not Detected
Dup = Duplicate
mg/kg = milligrams per kilogram
Data Qualifiers:
J – Estimated concentration
UJ – Estimated reporting limit
The method detection limit (MDL) was used as the reporting limit.

TABLE 2-4. HISTORIC AND JANUARY 2014 SOIL QUALITY RESULTS, SEMI-VOLATILES, WYOMING DEPARTMENT OF ENVIRONMENTAL QUALITY, LARAMIE FORMER YTTRIUM PLANT, LARAMIE, WYOMING

Location ID	Date Sampled	Indeno(1,2,3-cd)pyrene (mg/kg)	1-Methylnaphthalene (mg/kg)	2-Methylnaphthalene (mg/kg)	Naphthalene (mg/kg)	Phenanthrene (mg/kg)	Pyrene (mg/kg)	Bis(2- chloro ethyl)ether (mg/kg)	Bis(2-ethylhexyl)phthalate (mg/kg)
LYMW09 (1-2 ft)	01/15/14	**0.3**	**0.43 J**	**0.68**	0.098	6.3	3.7	***ND(0.092)***	ND(0.26)
LYMW09 (3-4 ft)	01/16/14	ND(0.0011)	ND(0.00027)	ND(0.00032)	ND(0.00033)	ND(0.0011)	ND(0.0011)	--	--
LYMW09 (4-5 ft)	01/15/14	ND(0.001)	0.0019 J	0.002 J	ND(0.00031)	0.0099 J	0.0094 J	***ND(0.016)***	ND(0.045)
LYMW09 (4-5 ft) Dup	01/15/14	0.0019 J	0.0035 J	0.0049	0.0011 J	0.024 J	0.018 J	***ND(0.017)***	ND(0.046)
LYMW10 (1-2 ft)	01/15/14	**2.3**	**0.63 J**	**1.2**	0.3	1.3	1.1	***ND(0.17)***	ND(0.48)
LYMW10 (2-3 ft)	01/15/14	0.024	**0.032**	0.075	0.031	0.033	0.023	***ND(0.019)***	ND(0.053)
LYMW10 (9-10 ft)	01/15/14	**0.23**	**2.5 J**	**2.7**	**2.1**	0.84	0.32	***ND(0.021)***	ND(0.059)
LYMW11 (1-2 ft)	01/15/14	0.028	**0.022**	0.049	0.014	0.12	0.1	***ND(0.017)***	ND(0.048)
LYMW11 (3-4 ft)	01/15/14	0.0016 J	**0.0065**	0.009	0.0028 J	0.014	0.017	***ND(0.019)***	ND(0.053)
LYMW12 (1-2 ft)	01/15/14	0.0024 J	0.0017 J	0.0029 J	ND(0.00035)	0.021	0.016	***ND(0.018)***	ND(0.05)
LYMW12 (2-3 ft)	01/15/14	ND(0.0011)	ND(0.00027)	ND(0.00032)	ND(0.00034)	ND(0.0011)	ND(0.0011)	***ND(0.017)***	ND(0.047)
LYMW12 (3-4 ft)	01/16/14	ND(0.0011)	0.00097 J	0.00079 J	0.00056 J	0.0026 J	0.0017 J	--	--
LYMW13 (1-2 ft)	01/15/14	0.013	0.0032 J	0.0051 J	0.0044 J	0.023	0.025	***ND(0.018)***	ND(0.049)
LYMW13 (6-7 ft)	01/15/14	ND(0.0011)	ND(0.00026)	ND(0.00031)	ND(0.00033)	ND(0.0011)	ND(0.0011)	***ND(0.016)***	ND(0.044)
LYMW13 (6-7 ft) Dup	01/15/14	ND(0.0011)	ND(0.00027)	ND(0.00032)	ND(0.00033)	ND(0.0011)	ND(0.0011)	***ND(0.016)***	ND(0.045)
LYMW14 (1-2 ft)	01/15/14	0.0021 J	**0.0096**	0.0074	0.0055 J	0.01	0.0065	***ND(0.019)***	ND(0.053)
LYMW14 (6-7 ft)	01/15/14	0.0027 J	**0.48 J**	**0.42**	0.31	0.31	0.07	***ND(0.017)***	ND(0.046)
LYSOA01	06/04/12	0.11	--	0.12	0.34	0.62	0.53	--	--
LYSOA02	06/04/12	**0.81**	--	0.22	0.88	1	0.95	--	--
LYSOA03	06/04/12	**0.86**	--	0.098	0.052	0.87	1.1	--	--
LYSOA04	06/04/12	**1.4**	--	**0.47**	0.21	4.8	4	--	--
LYSOA05	06/04/12	**0.29**	--	0.22	0.18	1.2	1.2	--	--
LYSOA06 Dup	06/04/12	**0.47**	--	0.22	0.16	1.1	1.1	--	--
LYSOB01	06/04/12	**0.66**	--	0.21	0.14	1.9	1.6	--	--
LYSOB02	06/04/12	0.13	--	0.11	0.061	0.7	0.72	--	--
LYSOB03	06/04/12	**0.43**	--	0.18	0.1	1.7	1.4	--	--
LYSOB04	06/04/12	**0.47**	--	0.26	0.28	1.8	1.6	--	--
LYSOB05	06/04/12	**0.25**	--	0.11	0.097	0.66	0.67	--	--
LYSOC01	06/04/12	ND(0.0072)	--	0.017	0.013	0.039	0.052	--	--
LYSOC02	06/04/12	0.034	--	0.09	0.07	0.25	0.23	--	--
LYSOC03	06/04/12	**0.52**	--	**0.93**	0.74	1.5	1.4	--	--
LYSOC04	06/04/12	**2.5**	--	**1.2**	0.19	11	7.8	--	--
LYSOC05	06/04/12	**5.9**	--	**4.5**	0.88	23	19	--	--
LYSOD01	06/04/12	0.0081	--	0.022	0.011	0.037	0.047	--	--
LYSOD02	06/04/12	0.008	--	0.013	0.006	0.048	0.089	--	--
LYSOD03	06/04/12	0.028	--	0.11	0.066	0.07	0.086	--	--
LYSOD04	06/04/12	0.094	--	**0.43**	0.23	0.52	0.4	--	--
LYSOD05	06/04/12	0.12	--	0.12	0.078	0.64	0.64	--	--
LYSOD06 Dup	06/04/12	**0.16**	--	0.13	0.084	0.76	0.71	--	--
LYSOE01	06/04/12	0.018	--	0.024	0.01	0.039	0.076	--	--
LYSOE02	06/04/12	**0.92**	--	0.32	0.12	0.99	1.1	--	--
LYSOE03	06/04/12	**0.8**	--	0.18	0.08	0.36	0.34	--	--
LYSOE04	06/04/12	**1.2**	--	0.2	0.27	2.6	3.6	--	--
WDEQ MTGW		0.41	0.0051	0.391	1.61	NA	114.67	0.000017	90.6
Residential Soil Screening Values		0.15	16	230	3.6	NA	1,700	0.21	35

Notes:
BOLD values exceed one or both Screening Levels
Residential Soil Screening Value and Migration to Groundwater Screening Value (WDEQ MTGW)- See Table 5-2A and 5-2B
Italicized values - method detection limit (MDL) exceeds one or both Screening Levels
NA = Not Applicable
ND = Not Detected
Dup = Duplicate
mg/kg = milligrams per kilogram
Data Qualifiers:
J – Estimated concentration
UJ – Estimated reporting limit
The method detection limit (MDL) was used as the reporting limit.

TABLE 2-4. HISTORIC AND JANUARY 2014 SOIL QUALITY RESULTS, SEMI-VOLATILES,
WYOMING DEPARTMENT OF ENVIRONMENTAL QUALITY, LARAMIE FORMER YTTRIUM PLANT, LARAMIE, WYOMING

Location ID	Date Sampled	4-Chloroaniline (mg/kg)	1,2-Dichlorobenzene (mg/kg)	1,4-Dichlorobenzene (mg/kg)	3,3'-Dichlorobenzidine (mg/kg)	Diethylphthalate (mg/kg)	2,4- Dimethylphenol (mg/kg)	2,4-Dinitrotoluene (mg/kg)	2,6-Dinitrotoluene (mg/kg)
LYMW09 (1-2 ft)	01/15/14	***ND(0.45)***	ND(0.12)	***ND(0.075)***	***ND(0.5)***	ND(0.14)	***ND(0.37)***	***ND(0.37)***	***ND(0.16)***
LYMW09 (3-4 ft)	01/16/14	--	--	--	--	--	--	--	--
LYMW09 (4-5 ft)	01/15/14	***ND(0.081)***	ND(0.022)	ND(0.013)	***ND(0.089)***	ND(0.026)	ND(0.065)	***ND(0.065)***	***ND(0.028)***
LYMW09 (4-5 ft) Dup	01/15/14	***ND(0.083)***	ND(0.022)	ND(0.014)	***ND(0.091)***	ND(0.026)	ND(0.067)	***ND(0.067)***	***ND(0.028)***
LYMW10 (1-2 ft)	01/15/14	***ND(0.86)***	ND(0.23)	***ND(0.14)***	***ND(0.94)***	ND(0.27)	***ND(0.69)***	***ND(0.69)***	***ND(0.29)***
LYMW10 (2-3 ft)	01/15/14	***ND(0.094)***	ND(0.025)	ND(0.016)	***ND(0.1)***	ND(0.03)	ND(0.075)	***ND(0.075)***	***ND(0.032)***
LYMW10 (9-10 ft)	01/15/14	***ND(0.1)***	ND(0.028)	ND(0.017)	***ND(0.11)***	ND(0.033)	ND(0.084)	***ND(0.084)***	***ND(0.036)***
LYMW11 (1-2 ft)	01/15/14	***ND(0.085)***	ND(0.023)	ND(0.014)	***ND(0.093)***	ND(0.027)	ND(0.068)	***ND(0.068)***	***ND(0.029)***
LYMW11 (3-4 ft)	01/15/14	***ND(0.094)***	ND(0.025)	ND(0.016)	***ND(0.1)***	ND(0.03)	ND(0.076)	***ND(0.076)***	***ND(0.032)***
LYMW12 (1-2 ft)	01/15/14	***ND(0.089)***	ND(0.024)	ND(0.015)	***ND(0.098)***	ND(0.028)	ND(0.072)	***ND(0.072)***	***ND(0.03)***
LYMW12 (2-3 ft)	01/15/14	***ND(0.084)***	ND(0.023)	ND(0.014)	***ND(0.092)***	ND(0.027)	ND(0.068)	***ND(0.068)***	***ND(0.029)***
LYMW12 (3-4 ft)	01/16/14	--	--	--	--	--	--	--	--
LYMW13 (1-2 ft)	01/15/14	***ND(0.088)***	ND(0.024)	ND(0.015)	***ND(0.097)***	ND(0.028)	ND(0.071)	***ND(0.071)***	***ND(0.03)***
LYMW13 (6-7 ft)	01/15/14	***ND(0.079)***	ND(0.021)	ND(0.013)	***ND(0.087)***	ND(0.025)	ND(0.064)	***ND(0.064)***	***ND(0.027)***
LYMW13 (6-7 ft) Dup	01/15/14	***ND(0.08)***	ND(0.021)	ND(0.013)	***ND(0.088)***	ND(0.025)	ND(0.064)	***ND(0.064)***	***ND(0.027)***
LYMW14 (1-2 ft)	01/15/14	***ND(0.094)***	ND(0.025)	ND(0.016)	***ND(0.1)***	ND(0.03)	ND(0.076)	***ND(0.076)***	***ND(0.032)***
LYMW14 (6-7 ft)	01/15/14	***ND(0.082)***	ND(0.022)	ND(0.014)	***ND(0.09)***	ND(0.026)	ND(0.066)	***ND(0.066)***	***ND(0.028)***
LYSOA01	06/04/12	--	--	--	--	--	--	--	***ND(0.13)***
LYSOA02	06/04/12	--	--	--	--	--	--	--	***ND(0.25)***
LYSOA03	06/04/12	--	--	--	--	--	--	--	***ND(0.25)***
LYSOA04	06/04/12	--	--	--	--	--	--	--	***ND(0.24)***
LYSOA05	06/04/12	--	--	--	--	--	--	--	***ND(0.26)***
LYSOA06 Dup	06/04/12	--	--	--	--	--	--	--	***ND(0.26)***
LYSOB01	06/04/12	--	--	--	--	--	--	--	***ND(0.24)***
LYSOB02	06/04/12	--	--	--	--	--	--	--	***ND(0.24)***
LYSOB03	06/04/12	--	--	--	--	--	--	--	***ND(0.24)***
LYSOB04	06/04/12	--	--	--	--	--	--	--	***ND(0.24)***
LYSOB05	06/04/12	--	--	--	--	--	--	--	**4**
LYSOC01	06/04/12	--	--	--	--	--	--	--	***ND(0.25)***
LYSOC02	06/04/12	--	--	--	--	--	--	--	***ND(0.25)***
LYSOC03	06/04/12	--	--	--	--	--	--	--	***ND(0.24)***
LYSOC04	06/04/12	--	--	--	--	--	--	--	***ND(0.24)***
LYSOC05	06/04/12	--	--	--	--	--	--	--	***ND(1.2)***
LYSOD01	06/04/12	--	--	--	--	--	--	--	***ND(0.24)***
LYSOD02	06/04/12	--	--	--	--	--	--	--	***ND(0.24)***
LYSOD03	06/04/12	--	--	--	--	--	--	--	***ND(0.24)***
LYSOD04	06/04/12	--	--	--	--	--	--	--	***ND(0.25)***
LYSOD05	06/04/12	--	--	--	--	--	--	--	***ND(0.24)***
LYSOD06 Dup	06/04/12	--	--	--	--	--	--	--	***ND(0.24)***
LYSOE01	06/04/12	--	--	--	--	--	--	--	**3.5**
LYSOE02	06/04/12	--	--	--	--	--	--	--	***ND(0.25)***
LYSOE03	06/04/12	--	--	--	--	--	--	--	***ND(0.24)***
LYSOE04	06/04/12	--	--	--	--	--	--	--	***ND(0.25)***
WDEQ MTGW		0.039	0.5	0.06	0.00018	14.25	0.3	0.02	0.0098
Residential Soil Screening Values		2.4	1,900	2,400	1.1	49,000	1,200	1.6	0.33

Notes:
BOLD values exceed one or both Screening Levels
Residential Soil Screening Value and Migration to Groundwater Screening Value (WDEQ MTGW)- See Table 5-2A and 5-2B
Italicized values - method detection limit (MDL) exceeds one or both Screening Levels
NA = Not Applicable
ND = Not Detected
Dup = Duplicate
mg/kg = milligrams per kilogram
Data Qualifiers:
J – Estimated concentration
UJ – Estimated reporting limit
The method detection limit (MDL) was used as the reporting limit.

TABLE 2-4. HISTORIC AND JANUARY 2014 SOIL QUALITY RESULTS, SEMI-VOLATILES, WYOMING DEPARTMENT OF ENVIRONMENTAL QUALITY, LARAMIE FORMER YTTRIUM PLANT, LARAMIE, WYOMING

Location ID	Date Sampled	Di-n-octylphthalate (mg/kg)	Hexachlorobutadiene (mg/kg)	Hexachlorocyclopentadiene (mg/kg)	Hexachloroethane (mg/kg)	Isophorone (mg/kg)	2-Methylphenol (mg/kg)	3-Methylphenol (mg/kg)	4-Methylphenol (mg/kg)
LYMW09 (1-2 ft)	01/15/14	ND(0.08)	ND(0.055)	ND(0.28)	***ND(0.12)***	***ND(0.094)***	ND(0.072)	ND(0.18)	***ND(0.18)***
LYMW09 (3-4 ft)	01/16/14	--	--	--	--	--	--	--	--
LYMW09 (4-5 ft)	01/15/14	ND(0.014)	ND(0.0099)	ND(0.049)	***ND(0.021)***	ND(0.017)	ND(0.013)	ND(0.033)	ND(0.033)
LYMW09 (4-5 ft) Dup	01/15/14	ND(0.015)	ND(0.01)	ND(0.05)	***ND(0.021)***	ND(0.017)	ND(0.013)	ND(0.033)	ND(0.033)
LYMW10 (1-2 ft)	01/15/14	ND(0.15)	***ND(0.1)***	ND(0.52)	***ND(0.22)***	***ND(0.18)***	ND(0.14)	ND(0.35)	***ND(0.35)***
LYMW10 (2-3 ft)	01/15/14	ND(0.016)	ND(0.011)	ND(0.057)	***ND(0.024)***	ND(0.019)	ND(0.015)	ND(0.038)	ND(0.038)
LYMW10 (9-10 ft)	01/15/14	ND(0.018)	ND(0.013)	ND(0.064)	***ND(0.027)***	ND(0.022)	ND(0.017)	ND(0.042)	ND(0.042)
LYMW11 (1-2 ft)	01/15/14	ND(0.015)	ND(0.01)	ND(0.052)	***ND(0.022)***	ND(0.018)	ND(0.013)	ND(0.034)	ND(0.034)
LYMW11 (3-4 ft)	01/15/14	ND(0.017)	ND(0.012)	ND(0.058)	***ND(0.025)***	ND(0.02)	ND(0.015)	ND(0.038)	ND(0.038)
LYMW12 (1-2 ft)	01/15/14	ND(0.016)	ND(0.011)	ND(0.054)	***ND(0.023)***	ND(0.018)	ND(0.014)	ND(0.036)	ND(0.036)
LYMW12 (2-3 ft)	01/15/14	ND(0.015)	ND(0.01)	ND(0.051)	***ND(0.022)***	ND(0.017)	ND(0.013)	ND(0.034)	ND(0.034)
LYMW12 (3-4 ft)	01/16/14	--	--	--	--	--	--	--	--
LYMW13 (1-2 ft)	01/15/14	ND(0.015)	ND(0.011)	ND(0.054)	***ND(0.023)***	ND(0.018)	ND(0.014)	ND(0.036)	ND(0.036)
LYMW13 (6-7 ft)	01/15/14	ND(0.014)	ND(0.0096)	ND(0.048)	***ND(0.021)***	ND(0.016)	ND(0.013)	ND(0.032)	ND(0.032)
LYMW13 (6-7 ft) Dup	01/15/14	ND(0.014)	ND(0.0098)	ND(0.049)	***ND(0.021)***	ND(0.017)	ND(0.013)	ND(0.032)	ND(0.032)
LYMW14 (1-2 ft)	01/15/14	ND(0.017)	ND(0.011)	ND(0.057)	***ND(0.024)***	ND(0.019)	ND(0.015)	ND(0.038)	ND(0.038)
LYMW14 (6-7 ft)	01/15/14	ND(0.014)	ND(0.01)	ND(0.05)	***ND(0.021)***	ND(0.017)	ND(0.013)	ND(0.033)	ND(0.033)
LYSOA01	06/04/12	--	--	--	--	--	--	--	--
LYSOA02	06/04/12	--	--	--	--	--	--	--	--
LYSOA03	06/04/12	--	--	--	--	--	--	--	--
LYSOA04	06/04/12	--	--	--	--	--	--	--	--
LYSOA05	06/04/12	--	--	--	--	--	--	--	--
LYSOA06 Dup	06/04/12	--	--	--	--	--	--	--	--
LYSOB01	06/04/12	--	--	--	--	--	--	--	--
LYSOB02	06/04/12	--	--	--	--	--	--	--	--
LYSOB03	06/04/12	--	--	--	--	--	--	--	--
LYSOB04	06/04/12	--	--	--	--	--	--	--	--
LYSOB05	06/04/12	--	--	--	--	--	--	--	--
LYSOC01	06/04/12	--	--	--	--	--	--	--	--
LYSOC02	06/04/12	--	--	--	--	--	--	--	--
LYSOC03	06/04/12	--	--	--	--	--	--	--	--
LYSOC04	06/04/12	--	--	--	--	--	--	--	--
LYSOC05	06/04/12	--	--	--	--	--	--	--	--
LYSOD01	06/04/12	--	--	--	--	--	--	--	--
LYSOD02	06/04/12	--	--	--	--	--	--	--	--
LYSOD03	06/04/12	--	--	--	--	--	--	--	--
LYSOD04	06/04/12	--	--	--	--	--	--	--	--
LYSOD05	06/04/12	--	--	--	--	--	--	--	--
LYSOD06 Dup	06/04/12	--	--	--	--	--	--	--	--
LYSOE01	06/04/12	--	--	--	--	--	--	--	--
LYSOE02	06/04/12	--	--	--	--	--	--	--	--
LYSOE03	06/04/12	--	--	--	--	--	--	--	--
LYSOE04	06/04/12	--	--	--	--	--	--	--	--
WDEQ MTGW		4.4	0.059	10.02	0.0019	0.022	0.53	0.91	0.091
Residential Soil Screening Values		61	6.2	370	12	510	3,100	3,100	6,100

Notes:
BOLD values exceed one or both Screening Levels
Residential Soil Screening Value and Migration to Groundwater Screening Value (WDEQ MTGW)- See Table 5-2A and 5-2B
Italicized values - method detection limit (MDL) exceeds one or both Screening Levels
NA = Not Applicable
ND = Not Detected
Dup = Duplicate
mg/kg = milligrams per kilogram
Data Qualifiers:
J – Estimated concentration
UJ – Estimated reporting limit
The method detection limit (MDL) was used as the reporting limit.

TABLE 2-4. HISTORIC AND JANUARY 2014 SOIL QUALITY RESULTS, SEMI-VOLATILES, WYOMING DEPARTMENT OF ENVIRONMENTAL QUALITY, LARAMIE FORMER YTTRIUM PLANT, LARAMIE, WYOMING

Location ID	Date Sampled	Nitrobenzene (mg/kg)	N-Nitrosodi- n-propylamine (mg/kg)	N-Nitroso-diphenylamine (mg/kg)	Phenol (mg/kg)	Pyridine (mg/kg)	1,2,4- Trichlorobenzene (mg/kg)
LYMW09 (1-2 ft)	01/15/14	***ND(0.12)***	***ND(0.17)***	***ND(0.12)***	ND(0.1)	***ND(0.72)***	***ND(0.16)***
LYMW09 (3-4 ft)	01/16/14	--	--	--	--	--	--
LYMW09 (4-5 ft)	01/15/14	***ND(0.022)***	***ND(0.031)***	ND(0.021)	ND(0.018)	***ND(0.13)***	ND(0.028)
LYMW09 (4-5 ft) Dup	01/15/14	***ND(0.022)***	***ND(0.031)***	ND(0.021)	ND(0.018)	***ND(0.13)***	ND(0.028)
LYMW10 (1-2 ft)	01/15/14	***ND(0.23)***	***ND(0.32)***	***ND(0.22)***	ND(0.19)	***ND(1.4)***	***ND(0.29)***
LYMW10 (2-3 ft)	01/15/14	***ND(0.025)***	***ND(0.035)***	ND(0.024)	ND(0.021)	***ND(0.15)***	ND(0.032)
LYMW10 (9-10 ft)	01/15/14	***ND(0.028)***	***ND(0.04)***	***ND(0.027)***	ND(0.023)	***ND(0.17)***	ND(0.036)
LYMW11 (1-2 ft)	01/15/14	***ND(0.023)***	***ND(0.032)***	ND(0.022)	ND(0.019)	***ND(0.13)***	ND(0.029)
LYMW11 (3-4 ft)	01/15/14	***ND(0.025)***	***ND(0.036)***	ND(0.024)	ND(0.021)	***ND(0.15)***	ND(0.032)
LYMW12 (1-2 ft)	01/15/14	***ND(0.024)***	***ND(0.034)***	ND(0.023)	ND(0.02)	***ND(0.14)***	ND(0.03)
LYMW12 (2-3 ft)	01/15/14	***ND(0.023)***	***ND(0.032)***	ND(0.022)	ND(0.018)	***ND(0.13)***	ND(0.029)
LYMW12 (3-4 ft)	01/16/14	--	--	--	--	--	--
LYMW13 (1-2 ft)	01/15/14	***ND(0.024)***	***ND(0.033)***	ND(0.023)	ND(0.019)	***ND(0.14)***	ND(0.03)
LYMW13 (6-7 ft)	01/15/14	***ND(0.021)***	***ND(0.03)***	ND(0.02)	ND(0.017)	***ND(0.13)***	ND(0.027)
LYMW13 (6-7 ft) Dup	01/15/14	***ND(0.021)***	***ND(0.03)***	ND(0.02)	ND(0.018)	***ND(0.13)***	ND(0.027)
LYMW14 (1-2 ft)	01/15/14	***ND(0.025)***	***ND(0.036)***	ND(0.024)	ND(0.021)	***ND(0.15)***	ND(0.032)
LYMW14 (6-7 ft)	01/15/14	***ND(0.022)***	***ND(0.031)***	ND(0.021)	ND(0.018)	***ND(0.13)***	ND(0.028)
LYSOA01	06/04/12	--	--	--	--	***ND(0.2)***	--
LYSOA02	06/04/12	--	--	--	--	***ND(0.41)***	--
LYSOA03	06/04/12	--	--	--	--	***ND(0.41)***	--
LYSOA04	06/04/12	--	--	--	--	***ND(0.39)***	--
LYSOA05	06/04/12	--	--	--	--	***ND(0.43)***	--
LYSOA06 Dup	06/04/12	--	--	--	--	***ND(0.43)***	--
LYSOB01	06/04/12	--	--	--	--	***ND(0.39)***	--
LYSOB02	06/04/12	--	--	--	--	***ND(0.39)***	--
LYSOB03	06/04/12	--	--	--	--	***ND(0.39)***	--
LYSOB04	06/04/12	--	--	--	--	***ND(0.4)***	--
LYSOB05	06/04/12	--	--	--	--	***ND(0.39)***	--
LYSOC01	06/04/12	--	--	--	--	***ND(0.4)***	--
LYSOC02	06/04/12	--	--	--	--	***ND(0.4)***	--
LYSOC03	06/04/12	--	--	--	--	***ND(0.4)***	--
LYSOC04	06/04/12	--	--	--	--	***ND(0.39)***	--
LYSOC05	06/04/12	--	--	--	--	***ND(2)***	--
LYSOD01	06/04/12	--	--	--	--	***ND(0.39)***	--
LYSOD02	06/04/12	--	--	--	--	***ND(0.39)***	--
LYSOD03	06/04/12	--	--	--	--	***ND(0.4)***	--
LYSOD04	06/04/12	--	--	--	--	***ND(0.4)***	--
LYSOD05	06/04/12	--	--	--	--	***ND(0.4)***	--
LYSOD06 Dup	06/04/12	--	--	--	--	***ND(0.39)***	--
LYSOE01	06/04/12	--	--	--	--	**0.44**	--
LYSOE02	06/04/12	--	--	--	--	***ND(0.4)***	--
LYSOE03	06/04/12	--	--	--	--	***ND(0.39)***	--
LYSOE04	06/04/12	--	--	--	--	***ND(0.4)***	--
WDEQ MTGW		0.02	0.000003	0.026	2.49	0.0099	0.14
Residential Soil Screening Values		4.8	0.069	99	18,000	78	22

Notes:
BOLD values exceed one or both Screening Levels
Residential Soil Screening Value and Migration to Groundwater Screening Value (WDEQ MTGW)- See Table 5-2A and 5-2B
Italicized values - method detection limit (MDL) exceeds one or both Screening Levels
NA = Not Applicable
ND = Not Detected
Dup = Duplicate
mg/kg = milligrams per kilogram
Data Qualifiers:
J – Estimated concentration
UJ – Estimated reporting limit
The method detection limit (MDL) was used as the reporting limit.

TABLE 2-4. HISTORIC AND JANUARY 2014 SOIL QUALITY RESULTS, SEMI-VOLATILES,
WYOMING DEPARTMENT OF ENVIRONMENTAL QUALITY, LARAMIE FORMER YTTRIUM PLANT, LARAMIE, WYOMING

Location ID	Date Sampled	Acenaphthene (mg/kg)	Acenaphthylene (mg/kg)	Anthracene (mg/kg)	Benz(a)anthracene (mg/kg)	Benzo(a)pyrene (mg/kg)	Benzo(b)fluoranthene (mg/kg)	Benzo(ghi)perylene (mg/kg)	Benzo(k)fluoranthene (mg/kg)
LYSOE05	06/04/12	0.0096	0.017	0.04	**0.13**	**0.21**	**0.3**	0.25	0.039
LYSOF01	06/04/12	ND(0.004)	ND(0.0061)	ND(0.0051)	0.028	**0.028**	0.038	0.017	0.01
LYSOF02	06/04/12	ND(0.004)	ND(0.006)	0.028	**0.15**	**0.41**	**0.71**	0.43	0.11
LYSOF03	06/04/12	ND(0.0041)	ND(0.0061)	0.032	ND(0.0051)	**0.08**	0.085	0.13	0.021
LYSOF04	06/04/12	ND(0.004)	ND(0.006)	0.015	**0.059**	**0.046**	0.076	0.079	0.016
LYSOF05	06/04/12	ND(0.0042)	0.0073	0.019	**0.07**	**0.039**	0.092	0.042	0.024
YPDS0111	10/21/11	ND(0.19)	--	ND(0.19)	***ND(0.19)***	***ND(0.19)***	--	ND(0.19)	--
YPDS0210	10/21/11	ND(0.19)	--	ND(0.19)	***ND(0.19)***	***ND(0.19)***	--	ND(0.19)	--
YPDS0312	10/21/11	ND(3.6)	--	0.15	**0.15**	**0.13**	--	0.4	--
YPDS0410	10/21/11	ND(3.8)	--	ND(3.8)	***ND(3.8)***	***ND(3.8)***	--	0.37	--
YPDS0509	10/21/11	0.12	--	0.058	0.0061	***ND(0.19)***	--	ND(0.19)	--
YPDS0612	10/21/11	0.16	--	ND(3.9)	**0.13**	***ND(3.9)***	--	0.3	--
YPDS0714	10/21/11	ND(0.19)	--	0.0061	***ND(0.19)***	***ND(0.19)***	--	0.019	--
YPDS0812	10/21/11	ND(0.19)	--	ND(0.19)	***ND(0.19)***	***ND(0.19)***	--	ND(0.19)	--
YPDS0912	10/21/11	ND(0.19)	--	ND(0.19)	***ND(0.19)***	***ND(0.19)***	--	ND(0.19)	--
YPDS1012	10/21/11	ND(3.8)	--	ND(3.8)	***ND(3.8)***	***ND(3.8)***	--	ND(3.8)	--
YPDS1111	10/21/11	ND(0.19)	--	0.01	***ND(0.19)***	***ND(0.19)***	--	ND(0.19)	--
YPDS1212	10/21/11	ND(0.19)	--	ND(0.19)	***ND(0.19)***	***ND(0.19)***	--	ND(0.19)	--
YPDS1312	10/21/11	ND(0.21)	--	ND(0.21)	***ND(0.21)***	***ND(0.21)***	--	ND(0.21)	--
YPDS1408	10/21/11	ND(3.8)	--	ND(3.8)	**0.13**	***ND(3.8)***	--	ND(3.8)	--
YPDS1512	10/21/11	ND(0.23)	--	ND(0.23)	***ND(0.23)***	***ND(0.23)***	--	ND(0.23)	--
YPDS1612	10/21/11	ND(0.19)	--	ND(0.19)	***ND(0.19)***	***ND(0.19)***	--	0.009	--
YPDS1712 Dup	10/21/11	ND(0.19)	--	ND(0.19)	***ND(0.19)***	***ND(0.19)***	--	ND(0.19)	--
YPSS01	10/21/11	--	--	0.066	**0.15**	**0.18**	0.12	0.26	ND(0.91)
YPSS02	10/21/11	--	--	ND(0.96)	**0.11**	**0.12**	0.1	0.12	ND(0.96)
YPSS03	10/21/11	--	--	0.82	**1.6**	**3**	**2.5**	2.2	0.53
YPSS04	10/21/11	--	--	ND(3.8)	***ND(3.8)***	***ND(3.8)***	***ND(3.8)***	ND(3.8)	***ND(3.8)***
YPSS05	10/21/11	--	--	ND(3.6)	***ND(3.6)***	***ND(3.6)***	***ND(3.6)***	ND(3.6)	***ND(3.6)***
YPSS06	10/21/11	--	--	ND(1.8)	***ND(1.8)***	***ND(1.8)***	***ND(1.8)***	ND(1.8)	***ND(1.8)***
YPSS07	10/21/11	--	--	ND(1.8)	**0.11**	**0.094**	***ND(1.8)***	ND(1.8)	***ND(1.8)***
YPSS08	10/21/11	--	--	ND(4.4)	**0.85**	**0.53**	**0.62**	0.91	0.13
YPSS09	10/21/11	--	--	0.33	**0.95**	**1**	**0.71**	1.2	0.16
YPSS10	10/21/11	--	--	ND(5.3)	***ND(5.3)***	***ND(5.3)***	***ND(5.3)***	ND(5.3)	***ND(5.3)***
YPSS11	10/21/11	--	--	ND(3.8)	**0.34**	**0.6**	**0.49**	0.53	0.14
YPSS12	10/21/11	--	--	ND(3.5)	**0.25**	**0.2**	***ND(3.5)***	ND(3.5)	***ND(3.5)***
YPSS13	10/21/11	--	--	0.19	**0.79**	**1.5**	**0.77**	1.8	0.16
YPSS14	10/21/11	--	--	ND(0.9)	**0.088**	***ND(0.9)***	0.14	0.062	0.035
YPSS15	10/21/11	--	--	ND(3.8)	***ND(3.8)***	***ND(3.8)***	***ND(3.8)***	ND(3.8)	***ND(3.8)***
YPSS16	10/21/11	--	--	ND(1.9)	**0.081**	***ND(1.9)***	***ND(1.9)***	ND(1.9)	***ND(1.9)***
YPSS17 Dup	10/21/11	--	--	0.26	**0.79**	**0.87**	**0.64**	1.2	0.15
YPSS19	10/21/11	--	--	1.2	**5.1**	**5.7**	**4.2**	6.5	0.51
WDEQ MTGW		15.94	NA	323.73	0.047	0.2	0.14	NA	1.44
Residential Soil Screening Values		3,400	NA	17,000	0.15	0.015	0.15	NA	1.5

Notes:
BOLD values exceed one or both Screening Levels
Residential Soil Screening Value and Migration to Groundwater Screening Value (WDEQ MTGW)- See Table 5-2A and 5-2B
Italicized values - method detection limit (MDL) exceeds one or both Screening Levels
NA = Not Applicable
ND = Not Detected
Dup = Duplicate
mg/kg = milligrams per kilogram
Data Qualifiers:
J – Estimated concentration
UJ – Estimated reporting limit
The method detection limit (MDL) was used as the reporting limit.

TABLE 2-4. HISTORIC AND JANUARY 2014 SOIL QUALITY RESULTS, SEMI-VOLATILES, WYOMING DEPARTMENT OF ENVIRONMENTAL QUALITY, LARAMIE FORMER YTTRIUM PLANT, LARAMIE, WYOMING

Location ID	Date Sampled	Benzyl Butyl Phthalate (mg/kg)	Carbazole (mg/kg)	Chrysene (mg/kg)	Dibenz (a,h) anthracene (mg/kg)	Dibenzofuran (mg/kg)	Di-n-butylphthalate (mg/kg)	Fluoranthene (mg/kg)	Fluorene (mg/kg)
LYSOE05	06/04/12	ND(0.77)	ND(0.3)	0.25	**0.18**	***ND(0.25)***	--	0.28	0.0074
LYSOF01	06/04/12	ND(0.74)	ND(0.28)	0.044	ND(0.0061)	***ND(0.24)***	--	0.038	ND(0.0051)
LYSOF02	06/04/12	ND(0.74)	ND(0.28)	0.26	**0.079**	***ND(0.24)***	--	0.23	ND(0.005)
LYSOF03	06/04/12	ND(0.74)	ND(0.28)	0.1	**0.047**	***ND(0.24)***	--	0.048	ND(0.0051)
LYSOF04	06/04/12	ND(0.73)	ND(0.28)	0.095	**0.016**	***ND(0.24)***	--	0.044	ND(0.005)
LYSOF05	06/04/12	ND(0.76)	ND(0.29)	0.13	0.01	***ND(0.25)***	--	0.12	ND(0.0052)
YPDS0111	10/21/11	0.014	--	ND(0.19)	--	***ND(0.19)***	0.01	--	ND(0.19)
YPDS0210	10/21/11	ND(0.19)	--	ND(0.19)	--	***ND(0.19)***	ND(0.19)	--	ND(0.19)
YPDS0312	10/21/11	ND(3.6)	--	0.16	--	***ND(3.6)***	ND(3.6)	--	0.16
YPDS0410	10/21/11	ND(3.8)	--	ND(3.8)	--	***ND(3.8)***	ND(3.8)	--	ND(3.8)
YPDS0509	10/21/11	ND(0.19)	--	ND(0.19)	--	**0.088**	ND(0.19)	--	0.23
YPDS0612	10/21/11	ND(3.9)	--	ND(3.9)	--	***ND(3.9)***	ND(3.9)	--	0.27
YPDS0714	10/21/11	ND(0.19)	--	ND(0.19)	--	***ND(0.19)***	0.043	--	ND(0.19)
YPDS0812	10/21/11	ND(0.19)	--	ND(0.19)	--	***ND(0.19)***	ND(0.19)	--	ND(0.19)
YPDS0912	10/21/11	ND(0.19)	--	ND(0.19)	--	***ND(0.19)***	ND(0.19)	--	ND(0.19)
YPDS1012	10/21/11	ND(3.8)	--	ND(3.8)	--	***ND(3.8)***	ND(3.8)	--	ND(3.8)
YPDS1111	10/21/11	0.02	--	ND(0.19)	--	***ND(0.19)***	0.015	--	0.011
YPDS1212	10/21/11	ND(0.19)	--	ND(0.19)	--	***ND(0.19)***	ND(0.19)	--	ND(0.19)
YPDS1312	10/21/11	ND(0.21)	--	ND(0.21)	--	***ND(0.21)***	ND(0.21)	--	ND(0.21)
YPDS1408	10/21/11	ND(3.8)	--	0.14	--	***ND(3.8)***	ND(3.8)	--	ND(3.8)
YPDS1512	10/21/11	ND(0.23)	--	ND(0.23)	--	***ND(0.23)***	ND(0.23)	--	ND(0.23)
YPDS1612	10/21/11	ND(0.19)	--	ND(0.19)	--	***ND(0.19)***	ND(0.19)	--	ND(0.19)
YPDS1712 Dup	10/21/11	0.02	--	ND(0.19)	--	***ND(0.19)***	0.011	--	ND(0.19)
YPSS01	10/21/11	ND(0.91)	--	0.21	***ND(0.91)***	--	ND(0.91)	0.063	ND(0.91)
YPSS02	10/21/11	ND(0.96)	--	0.17	***ND(0.96)***	--	ND(0.96)	0.055	ND(0.96)
YPSS03	10/21/11	ND(5.9)	--	4.2	***ND(5.9)***	--	ND(5.9)	ND(5.9)	ND(5.9)
YPSS04	10/21/11	ND(3.8)	--	ND(3.8)	***ND(3.8)***	--	ND(3.8)	ND(3.8)	ND(3.8)
YPSS05	10/21/11	ND(3.6)	--	ND(3.6)	***ND(3.6)***	--	ND(3.6)	ND(3.6)	ND(3.6)
YPSS06	10/21/11	ND(1.8)	--	ND(1.8)	***ND(1.8)***	--	ND(1.8)	ND(1.8)	ND(1.8)
YPSS07	10/21/11	ND(1.8)	--	0.092	***ND(1.8)***	--	ND(1.8)	0.13	ND(1.8)
YPSS08	10/21/11	ND(4.4)	--	1.7	**0.37**	--	ND(4.4)	0.26	ND(4.4)
YPSS09	10/21/11	ND(4.6)	--	1.4	**0.26**	--	ND(4.6)	0.54	ND(4.6)
YPSS10	10/21/11	ND(5.3)	--	***ND(5.3)***	***ND(5.3)***	--	ND(5.3)	ND(5.3)	ND(5.3)
YPSS11	10/21/11	ND(3.8)	--	0.33	**0.32**	--	1.8	0.3	ND(3.8)
YPSS12	10/21/11	ND(3.5)	--	0.29	***ND(3.5)***	--	ND(3.5)	0.14	ND(3.5)
YPSS13	10/21/11	ND(3.6)	--	1	**0.46**	--	ND(3.6)	0.5	ND(3.6)
YPSS14	10/21/11	0.064	--	0.097	**0.047**	--	ND(0.9)	0.11	ND(0.9)
YPSS15	10/21/11	0.25	--	ND(3.8)	***ND(3.8)***	--	0.56	ND(3.8)	ND(3.8)
YPSS16	10/21/11	ND(1.9)	--	0.078	***ND(1.9)***	--	ND(1.9)	ND(1.9)	ND(1.9)
YPSS17 Dup	10/21/11	ND(3.5)	--	1	**0.24**	--	0.34	0.5	ND(3.5)
YPSS19	10/21/11	ND(5.2)	--	**8.5**	**1.1**	--	ND(5.2)	1.4	0.22
WDEQ MTGW		420.63	NA	4.66	0.044	0.011	124.465	156.51	20.44
Residential Soil Screening Values		260	NA	15	0.015	7.8	6,100	2,300	2,300

Notes:
BOLD values exceed one or both Screening Levels
Residential Soil Screening Value and Migration to Groundwater Screening Value (WDEQ MTGW)- See Table 5-2A and 5-2B
Italicized values - method detection limit (MDL) exceeds one or both Screening Levels
NA = Not Applicable
ND = Not Detected
Dup = Duplicate
mg/kg = milligrams per kilogram
Data Qualifiers:
J – Estimated concentration
UJ – Estimated reporting limit
The method detection limit (MDL) was used as the reporting limit.

TABLE 2-4. HISTORIC AND JANUARY 2014 SOIL QUALITY RESULTS, SEMI-VOLATILES,
WYOMING DEPARTMENT OF ENVIRONMENTAL QUALITY, LARAMIE FORMER YTTRIUM PLANT, LARAMIE, WYOMING

Location ID	Date Sampled	Indeno(1,2,3-cd)pyrene (mg/kg)	1-Methylnaphthalene (mg/kg)	2-Methylnaphthalene (mg/kg)	Naphthalene (mg/kg)	Phenanthrene (mg/kg)	Pyrene (mg/kg)	Bis(2- chloro ethyl)ether (mg/kg)	Bis(2-ethylhexyl)phthalate (mg/kg)
LYSOE05	06/04/12	**0.22**	--	0.32	0.45	0.43	0.43	--	--
LYSOF01	06/04/12	0.016	--	0.02	0.0091	0.041	0.073	--	--
LYSOF02	06/04/12	**0.41**	--	0.051	0.048	0.21	0.36	--	--
LYSOF03	06/04/12	0.12	--	0.071	0.041	0.2	0.21	--	--
LYSOF04	06/04/12	0.069	--	0.083	0.045	0.13	0.12	--	--
LYSOF05	06/04/12	0.032	--	0.098	0.2	0.2	0.19	--	--
YPDS0111	10/21/11	--	--	--	ND(0.19)	ND(0.19)	ND(0.19)	--	0.056
YPDS0210	10/21/11	--	--	--	ND(0.19)	ND(0.19)	ND(0.19)	--	0.025
YPDS0312	10/21/11	--	--	--	***ND(3.6)***	0.19	0.33	--	ND(3.6)
YPDS0410	10/21/11	--	--	--	***ND(3.8)***	ND(3.8)	ND(3.8)	--	ND(3.8)
YPDS0509	10/21/11	--	--	--	0.054	0.14	0.028	--	0.01
YPDS0612	10/21/11	--	--	--	***ND(3.9)***	0.36	0.26	--	ND(3.9)
YPDS0714	10/21/11	--	--	--	ND(0.19)	0.0086	0.014	--	0.16
YPDS0812	10/21/11	--	--	--	ND(0.19)	ND(0.19)	ND(0.19)	--	0.016
YPDS0912	10/21/11	--	--	--	ND(0.19)	0.011	0.0072	--	0.0086
YPDS1012	10/21/11	--	--	--	***ND(3.8)***	ND(3.8)	ND(3.8)	--	ND(3.8)
YPDS1111	10/21/11	--	--	--	ND(0.19)	0.023	0.0096	--	0.01
YPDS1212	10/21/11	--	--	--	ND(0.19)	ND(0.19)	ND(0.19)	--	0.007
YPDS1312	10/21/11	--	--	--	ND(0.21)	ND(0.21)	ND(0.21)	--	0.022
YPDS1408	10/21/11	--	--	--	***ND(3.8)***	ND(3.8)	0.67	--	ND(3.8)
YPDS1512	10/21/11	--	--	--	ND(0.23)	ND(0.23)	0.01	--	0.079
YPDS1612	10/21/11	--	--	--	ND(0.19)	ND(0.19)	0.0099	--	0.015
YPDS1712 Dup	10/21/11	--	--	--	ND(0.19)	ND(0.19)	ND(0.19)	--	0.011
YPSS01	10/21/11	0.11	--	0.049	ND(0.91)	0.4	0.52	--	ND(0.91)
YPSS02	10/21/11	0.1	--	0.041	ND(0.96)	0.31	0.36	--	ND(0.96)
YPSS03	10/21/11	**0.88**	--	**1.3**	0.32	3.8	6	--	16
YPSS04	10/21/11	***ND(3.8)***	--	***ND(3.8)***	***ND(3.8)***	ND(3.8)	0.12	--	ND(3.8)
YPSS05	10/21/11	***ND(3.6)***	--	***ND(3.6)***	***ND(3.6)***	ND(3.6)	ND(3.6)	--	ND(3.6)
YPSS06	10/21/11	***ND(1.8)***	--	***ND(1.8)***	***ND(1.8)***	ND(1.8)	0.14	--	ND(1.8)
YPSS07	10/21/11	***ND(1.8)***	--	***ND(1.8)***	***ND(1.8)***	0.17	0.31	--	0.091
YPSS08	10/21/11	**0.63**	--	***ND(4.4)***	***ND(4.4)***	1.5	3	--	ND(4.4)
YPSS09	10/21/11	**0.6**	--	**1.4**	0.23	3.4	2.5	--	ND(4.6)
YPSS10	10/21/11	***ND(5.3)***	--	***ND(5.3)***	***ND(5.3)***	ND(5.3)	ND(5.3)	--	ND(5.3)
YPSS11	10/21/11	**0.42**	--	***ND(3.8)***	***ND(3.8)***	0.3	0.39	--	0.32
YPSS12	10/21/11	***ND(3.5)***	--	***ND(3.5)***	***ND(3.5)***	1.2	0.67	--	ND(3.5)
YPSS13	10/21/11	**0.74**	--	0.2	***ND(3.6)***	1.9	1.7	--	ND(3.6)
YPSS14	10/21/11	0.097	--	***ND(0.9)***	ND(0.9)	0.086	0.12	--	0.048
YPSS15	10/21/11	***ND(3.8)***	--	***ND(3.8)***	***ND(3.8)***	ND(3.8)	ND(3.8)	--	ND(3.8)
YPSS16	10/21/11	***ND(1.9)***	--	***ND(1.9)***	***ND(1.9)***	0.15	0.14	--	ND(1.9)
YPSS17 Dup	10/21/11	**0.52**	--	**1.1**	0.17	2.5	2	--	ND(3.5)
YPSS19	10/21/11	**2**	--	**1.5**	0.18	7.9	20	--	ND(5.2)
WDEQ MTGW		0.41	0.0051	0.391	1.61	NA	114.67	0.000017	90.6
Residential Soil Screening Values		0.15	16	230	3.6	NA	1,700	0.21	35

Notes:
BOLD values exceed one or both Screening Levels
Residential Soil Screening Value and Migration to Groundwater Screening Value (WDEQ MTGW)- See Table 5-2A and 5-2B
Italicized values - method detection limit (MDL) exceeds one or both Screening Levels
NA = Not Applicable
ND = Not Detected
Dup = Duplicate
mg/kg = milligrams per kilogram
Data Qualifiers:
J – Estimated concentration
UJ – Estimated reporting limit
The method detection limit (MDL) was used as the reporting limit.

TABLE 2-4. HISTORIC AND JANUARY 2014 SOIL QUALITY RESULTS, SEMI-VOLATILES,
WYOMING DEPARTMENT OF ENVIRONMENTAL QUALITY, LARAMIE FORMER YTTRIUM PLANT, LARAMIE, WYOMING

Location ID	Date Sampled	4-Chloroaniline (mg/kg)	1,2-Dichlorobenzene (mg/kg)	1,4-Dichlorobenzene (mg/kg)	3,3'-Dichlorobenzidine (mg/kg)	Diethylphthalate (mg/kg)	2,4- Dimethylphenol (mg/kg)	2,4-Dinitrotoluene (mg/kg)	2,6-Dinitrotoluene (mg/kg)
LYSOE05	06/04/12	--	--	--	--	--	--	--	***ND(0.25)***
LYSOF01	06/04/12	--	--	--	--	--	--	--	***ND(0.24)***
LYSOF02	06/04/12	--	--	--	--	--	--	--	***ND(0.24)***
LYSOF03	06/04/12	--	--	--	--	--	--	--	***ND(0.24)***
LYSOF04	06/04/12	--	--	--	--	--	--	--	***ND(0.24)***
LYSOF05	06/04/12	--	--	--	--	--	--	--	***ND(0.25)***
YPDS0111	10/21/11	--	--	--	--	ND(0.19)	--	--	--
YPDS0210	10/21/11	--	--	--	--	ND(0.19)	--	--	--
YPDS0312	10/21/11	--	--	--	--	ND(3.6)	--	--	--
YPDS0410	10/21/11	--	--	--	--	ND(3.8)	--	--	--
YPDS0509	10/21/11	--	--	--	--	ND(0.19)	--	--	--
YPDS0612	10/21/11	--	--	--	--	ND(3.9)	--	--	--
YPDS0714	10/21/11	--	--	--	--	ND(0.19)	--	--	--
YPDS0812	10/21/11	--	--	--	--	ND(0.19)	--	--	--
YPDS0912	10/21/11	--	--	--	--	ND(0.19)	--	--	--
YPDS1012	10/21/11	--	--	--	--	ND(3.8)	--	--	--
YPDS1111	10/21/11	--	--	--	--	ND(0.19)	--	--	--
YPDS1212	10/21/11	--	--	--	--	ND(0.19)	--	--	--
YPDS1312	10/21/11	--	--	--	--	ND(0.21)	--	--	--
YPDS1408	10/21/11	--	--	--	--	ND(3.8)	--	--	--
YPDS1512	10/21/11	--	--	--	--	ND(0.23)	--	--	--
YPDS1612	10/21/11	--	--	--	--	0.0079	--	--	--
YPDS1712 Dup	10/21/11	--	--	--	--	ND(0.19)	--	--	--
YPSS01	10/21/11	--	--	--	--	--	--	--	--
YPSS02	10/21/11	--	--	--	--	--	--	--	--
YPSS03	10/21/11	--	--	--	--	--	--	--	--
YPSS04	10/21/11	--	--	--	--	--	--	--	--
YPSS05	10/21/11	--	--	--	--	--	--	--	--
YPSS06	10/21/11	--	--	--	--	--	--	--	--
YPSS07	10/21/11	--	--	--	--	--	--	--	--
YPSS08	10/21/11	--	--	--	--	--	--	--	--
YPSS09	10/21/11	--	--	--	--	--	--	--	--
YPSS10	10/21/11	--	--	--	--	--	--	--	--
YPSS11	10/21/11	--	--	--	--	--	--	--	--
YPSS12	10/21/11	--	--	--	--	--	--	--	--
YPSS13	10/21/11	--	--	--	--	--	--	--	--
YPSS14	10/21/11	--	--	--	--	--	--	--	--
YPSS15	10/21/11	--	--	--	--	--	--	--	--
YPSS16	10/21/11	--	--	--	--	--	--	--	--
YPSS17 Dup	10/21/11	--	--	--	--	--	--	--	--
YPSS19	10/21/11	--	--	--	--	--	--	--	--
WDEQ MTGW		0.039	0.5	0.06	0.00018	14.25	0.3	0.02	0.0098
Residential Soil Screening Values		2.4	1,900	2,400	1.1	49,000	1,200	1.6	0.33

Notes:
BOLD values exceed one or both Screening Levels
Residential Soil Screening Value and Migration to Groundwater Screening Value (WDEQ MTGW)- See Table 5-2A and 5-2B
Italicized values - method detection limit (MDL) exceeds one or both Screening Levels
NA = Not Applicable
ND = Not Detected
Dup = Duplicate
mg/kg = milligrams per kilogram
Data Qualifiers:
J – Estimated concentration
UJ – Estimated reporting limit
The method detection limit (MDL) was used as the reporting limit.

TABLE 2-4. HISTORIC AND JANUARY 2014 SOIL QUALITY RESULTS, SEMI-VOLATILES,
WYOMING DEPARTMENT OF ENVIRONMENTAL QUALITY, LARAMIE FORMER YTTRIUM PLANT, LARAMIE, WYOMING

Location ID	Date Sampled	Di-n-octylphthalate (mg/kg)	Hexachlorobutadiene (mg/kg)	Hexachlorocyclopentadiene (mg/kg)	Hexachloroethane (mg/kg)	Isophorone (mg/kg)	2-Methylphenol (mg/kg)	3-Methylphenol (mg/kg)	4-Methylphenol (mg/kg)
LYSOE05	06/04/12	--	--	--	--	--	--	--	--
LYSOF01	06/04/12	--	--	--	--	--	--	--	--
LYSOF02	06/04/12	--	--	--	--	--	--	--	--
LYSOF03	06/04/12	--	--	--	--	--	--	--	--
LYSOF04	06/04/12	--	--	--	--	--	--	--	--
LYSOF05	06/04/12	--	--	--	--	--	--	--	--
YPDS0111	10/21/11	--	--	--	--	--	--	--	--
YPDS0210	10/21/11	--	--	--	--	--	--	--	--
YPDS0312	10/21/11	--	--	--	--	--	--	--	--
YPDS0410	10/21/11	--	--	--	--	--	--	--	--
YPDS0509	10/21/11	--	--	--	--	--	--	--	--
YPDS0612	10/21/11	--	--	--	--	--	--	--	--
YPDS0714	10/21/11	--	--	--	--	--	--	--	--
YPDS0812	10/21/11	--	--	--	--	--	--	--	--
YPDS0912	10/21/11	--	--	--	--	--	--	--	--
YPDS1012	10/21/11	--	--	--	--	--	--	--	--
YPDS1111	10/21/11	--	--	--	--	--	--	--	--
YPDS1212	10/21/11	--	--	--	--	--	--	--	--
YPDS1312	10/21/11	--	--	--	--	--	--	--	--
YPDS1408	10/21/11	--	--	--	--	--	--	--	--
YPDS1512	10/21/11	--	--	--	--	--	--	--	--
YPDS1612	10/21/11	--	--	--	--	--	--	--	--
YPDS1712 Dup	10/21/11	--	--	--	--	--	--	--	--
YPSS01	10/21/11	--	--	--	--	--	--	--	***ND(0.91)***
YPSS02	10/21/11	--	--	--	--	--	--	--	***ND(0.96)***
YPSS03	10/21/11	--	--	--	--	--	--	--	**1.9**
YPSS04	10/21/11	--	--	--	--	--	--	--	***ND(3.8)***
YPSS05	10/21/11	--	--	--	--	--	--	--	***ND(3.6)***
YPSS06	10/21/11	--	--	--	--	--	--	--	***ND(1.8)***
YPSS07	10/21/11	--	--	--	--	--	--	--	***ND(1.8)***
YPSS08	10/21/11	--	--	--	--	--	--	--	***ND(4.4)***
YPSS09	10/21/11	--	--	--	--	--	--	--	***ND(4.6)***
YPSS10	10/21/11	--	--	--	--	--	--	--	***ND(5.3)***
YPSS11	10/21/11	--	--	--	--	--	--	--	***ND(3.8)***
YPSS12	10/21/11	--	--	--	--	--	--	--	***ND(3.5)***
YPSS13	10/21/11	--	--	--	--	--	--	--	***ND(3.6)***
YPSS14	10/21/11	--	--	--	--	--	--	--	***ND(0.9)***
YPSS15	10/21/11	--	--	--	--	--	--	--	***ND(3.8)***
YPSS16	10/21/11	--	--	--	--	--	--	--	***ND(1.9)***
YPSS17 Dup	10/21/11	--	--	--	--	--	--	--	***ND(3.5)***
YPSS19	10/21/11	--	--	--	--	--	--	--	***ND(5.2)***
WDEQ MTGW		4.4	0.059	10.02	0.0019	0.022	0.53	0.91	0.091
Residential Soil Screening Values		61	6.2	370	12	510	3,100	3,100	6,100

Notes:
BOLD values exceed one or both Screening Levels
Residential Soil Screening Value and Migration to Groundwater Screening Value (WDEQ MTGW)- See Table 5-2A and 5-2B
Italicized values - method detection limit (MDL) exceeds one or both Screening Levels
NA = Not Applicable
ND = Not Detected
Dup = Duplicate
mg/kg = milligrams per kilogram
Data Qualifiers:
J – Estimated concentration
UJ – Estimated reporting limit
The method detection limit (MDL) was used as the reporting limit.

TABLE 2-4. HISTORIC AND JANUARY 2014 SOIL QUALITY RESULTS, SEMI-VOLATILES, WYOMING DEPARTMENT OF ENVIRONMENTAL QUALITY, LARAMIE FORMER YTTRIUM PLANT, LARAMIE, WYOMING

Location ID	Date Sampled	Nitrobenzene (mg/kg)	N-Nitrosodi- n-propylamine (mg/kg)	N-Nitroso-diphenylamine (mg/kg)	Phenol (mg/kg)	Pyridine (mg/kg)	1,2,4- Trichlorobenzene (mg/kg)
LYSOE05	06/04/12	--	--	--	--	***ND(0.41)***	--
LYSOF01	06/04/12	--	--	--	--	***ND(0.39)***	--
LYSOF02	06/04/12	--	--	--	--	***ND(0.39)***	--
LYSOF03	06/04/12	--	--	--	--	***ND(0.4)***	--
LYSOF04	06/04/12	--	--	--	--	***ND(0.39)***	--
LYSOF05	06/04/12	--	--	--	--	***ND(0.41)***	--
YPDS0111	10/21/11	--	--	--	0.022	--	--
YPDS0210	10/21/11	--	--	--	0.02	--	--
YPDS0312	10/21/11	--	--	--	***ND(3.6)***	--	--
YPDS0410	10/21/11	--	--	--	***ND(3.8)***	--	--
YPDS0509	10/21/11	--	--	--	0.026	--	--
YPDS0612	10/21/11	--	--	--	***ND(3.9)***	--	--
YPDS0714	10/21/11	--	--	--	0.024	--	--
YPDS0812	10/21/11	--	--	--	0.018	--	--
YPDS0912	10/21/11	--	--	--	0.022	--	--
YPDS1012	10/21/11	--	--	--	***ND(3.8)***	--	--
YPDS1111	10/21/11	--	--	--	0.02	--	--
YPDS1212	10/21/11	--	--	--	0.019	--	--
YPDS1312	10/21/11	--	--	--	0.024	--	--
YPDS1408	10/21/11	--	--	--	***ND(3.8)***	--	--
YPDS1512	10/21/11	--	--	--	0.026	--	--
YPDS1612	10/21/11	--	--	--	0.022	--	--
YPDS1712 Dup	10/21/11	--	--	--	0.021	--	--
YPSS01	10/21/11	--	--	--	--	--	--
YPSS02	10/21/11	--	--	--	--	--	--
YPSS03	10/21/11	--	--	--	--	--	--
YPSS04	10/21/11	--	--	--	--	--	--
YPSS05	10/21/11	--	--	--	--	--	--
YPSS06	10/21/11	--	--	--	--	--	--
YPSS07	10/21/11	--	--	--	--	--	--
YPSS08	10/21/11	--	--	--	--	--	--
YPSS09	10/21/11	--	--	--	--	--	--
YPSS10	10/21/11	--	--	--	--	--	--
YPSS11	10/21/11	--	--	--	--	--	--
YPSS12	10/21/11	--	--	--	--	--	--
YPSS13	10/21/11	--	--	--	--	--	--
YPSS14	10/21/11	--	--	--	--	--	--
YPSS15	10/21/11	--	--	--	--	--	--
YPSS16	10/21/11	--	--	--	--	--	--
YPSS17 Dup	10/21/11	--	--	--	--	--	--
YPSS19	10/21/11	--	--	--	--	--	--
WDEQ MTGW		0.02	0.000003	0.026	2.49	0.0099	0.14
Residential Soil Screening Values		4.8	0.069	99	18,000	78	22

Notes:
BOLD values exceed one or both Screening Levels
Residential Soil Screening Value and Migration to Groundwater Screening Value (WDEQ MTGW)- See Table 5-2A and 5-2B
Italicized values - method detection limit (MDL) exceeds one or both Screening Levels
NA = Not Applicable
ND = Not Detected
Dup = Duplicate
mg/kg = milligrams per kilogram
Data Qualifiers:
J – Estimated concentration
UJ – Estimated reporting limit
The method detection limit (MDL) was used as the reporting limit.

TABLE 2-5. HISTORIC AND JANUARY 2014 SOIL QUALITY RESULTS, TOTAL PETROLEUM HYDROCARBONS, WYOMING DEPARTMENT OF ENVIRONMENTAL QUALITY, LARAMIE FORMER YTTRIUM PLANT, LARAMIE, WYOMING

Location ID	Date Sampled	Diesel Range Organics (mg/kg)	Gasoline Range Organics (mg/kg)
LYMW09 (1-2 ft)	01/15/14	400 J	ND(0.36)
LYMW09 (3-4 ft)	01/16/14	34	ND(0.34)
LYMW09 (4-5 ft)	01/15/14	35	ND(0.33)
LYMW09 (4-5 ft) Dup	01/15/14	50	ND(0.33)
LYMW10 (1-2 ft)	01/15/14	1100 J	***30***
LYMW10 (2-3 ft)	01/15/14	20	ND(0.37)
LYMW10 (9-10 ft)	01/15/14	320 J	***270 J***
LYMW11 (1-2 ft)	01/15/14	180	ND(0.34)
LYMW11 (3-4 ft)	01/15/14	15 J	ND(0.39)
LYMW12 (1-2 ft)	01/15/14	4.1 J	ND(0.36)
LYMW12 (2-3 ft)	01/15/14	2.1 J	ND(0.34)
LYMW12 (3-4 ft)	01/16/14	1.6 J	ND(0.34)
LYMW13 (1-2 ft)	01/15/14	13	ND(0.34)
LYMW13 (6-7 ft)	01/15/14	18	ND(0.33)
LYMW13 (6-7 ft) Dup	01/15/14	14	ND(0.34)
LYMW14 (1-2 ft)	01/15/14	19	ND(0.37)
LYMW14 (6-7 ft)	01/15/14	600 J	***220 J***
YPDS0111	10/21/11	49	0.58
YPDS0210	10/21/11	ND(4)	0.54
YPDS0312	10/21/11	850	9.6
YPDS0410	10/21/11	16	5.3
YPDS0509	10/21/11	22	1.2
YPDS0612	10/21/11	2000	15
YPDS0714	10/21/11	520	17
YPDS0812	10/21/11	ND(4.3)	1.2
YPDS0912	10/21/11	ND(4.1)	0.44
YPDS1012	10/21/11	87	0.71
YPDS1111	10/21/11	14	3
WDEQ MTGW		NA	NA
Residential Soil Screening Values		2,300	28

Notes:
BOLD values exceed Residential Soil Screening Levels
Residential Soil Screening Value and Migration to Groundwater Screening Value (WDEQ MTGW)- See Table 5-2A and 5-2B
Italicized values - method detection limit (MDL) exceeds one or both Screening Levels
NA = Not Applicable
ND = Not Detected
Dup = Duplicate
mg/kg = milligrams per kilogram
Data Qualifiers:
J – Estimated concentration
The method detection limit (MDL) was used as the reporting limit.

TABLE 2-5. HISTORIC AND JANUARY 2014 SOIL QUALITY RESULTS, TOTAL PETROLEUM HYDROCARBONS, WYOMING DEPARTMENT OF ENVIRONMENTAL QUALITY, LARAMIE FORMER YTTRIUM PLANT, LARAMIE, WYOMING

Location ID	Date Sampled	Diesel Range Organics (mg/kg)	Gasoline Range Organics (mg/kg)
YPDS1212	10/21/11	4	0.49
YPDS1312	10/21/11	ND(4.7)	0.61
YPDS1408	10/21/11	750	14
YPDS1512	10/21/11	16	0.55
YPDS1612	10/21/11	70	0.42
YPDS1712 Dup	10/21/11	0.94	0.43
YPSS01	10/21/11	130	--
YPSS02	10/21/11	38	--
YPSS03	10/21/11	***14000***	--
YPSS04	10/21/11	10	--
YPSS05	10/21/11	180	--
YPSS06	10/21/11	47	--
YPSS07	10/21/11	20	--
YPSS08	10/21/11	300	--
YPSS09	10/21/11	820	--
YPSS10	10/21/11	1000	--
YPSS11	10/21/11	200	--
YPSS12	10/21/11	190	--
YPSS13	10/21/11	570	--
YPSS14	10/21/11	18	--
YPSS15	10/21/11	410	--
YPSS16	10/21/11	43	--
YPSS17 Dup	10/21/11	720	--
YPSS18	10/21/11	***14000***	--
YPSS19	10/21/11	***3400***	--
WDEQ MTGW		NA	NA
Residential Soil Screening Values		2,300	28

Notes:
BOLD values exceed Residential Soil Screening Levels
Residential Soil Screening Value and Migration to Groundwater Screening Value (WDEQ MTGW)- See Table 5-2A and 5-2B
Italicized values - method detection limit (MDL) exceeds one or both Screening Levels
NA = Not Applicable
ND = Not Detected
Dup = Duplicate
mg/kg = milligrams per kilogram
Data Qualifiers:
J – Estimated concentration
The method detection limit (MDL) was used as the reporting limit.

TABLE 2-6. HISTORIC AND JANUARY 2014 SOIL QUALITY RESULTS, METALS,
WYOMING DEPARTMENT OF ENVIRONMENTAL QUALITY, LARAMIE FORMER YTTRIUM PLANT, LARAMIE, WYOMING

Location ID	Date Sampled	Aluminum, Total (mg/kg)	Antimony, Total (mg/kg)	Arsenic, Total (mg/kg)	Barium, Total (mg/kg)	Beryllium, Total (mg/kg)	Boron, Total (mg/kg)	Cadmium, Total (mg/kg)	Calcium, Total (mg/kg)
LYMW09 (1-2 ft)	01/15/14	8400 J	0.073J/ND(0.22)U*	**5.1**	**250**	1.4	**160 J**	0.17	22000 J
LYMW09 (3-4 ft)	01/16/14	2100	0.034J B/ND(0.19)U*	**1**	16	0.16	*1.4J/ND(10)U**	0.054 J	1800
LYMW09 (4-5 ft)	01/15/14	1800 J	0.033J/ND(0.2)U*	**3.4**	18	0.17	1.4 J	0.084 J	940 J
LYMW09 (4-5 ft) Dup	01/15/14	1800 J	ND(0.014) UJ	**2.5**	19	0.16	1.7 J	0.065 J	750 J
LYMW10 (1-2 ft)	01/15/14	7100 J	0.053J/ND(0.21)U*	**4.5**	**110**	0.45	**8.6 J**	**1.2**	33000 J
LYMW10 (2-3 ft)	01/15/14	14000 J	0.036J B/ND(0.23)U*	**3.9**	**180**	0.77	**14 J**	**0.47**	29000 J
LYMW10 (9-10 ft)	01/15/14	5900 J	0.021J B/ND(0.23)U*	**2.9**	79	0.46	**2.7 J**	0.36	2200 J
LYMW11 (1-2 ft)	01/15/14	6100 J	0.028J/ND(0.2)U*	**2.7**	81	0.35	**5.9 J**	**0.57**	11000 J
LYMW11 (3-4 ft)	01/15/14	16000 J	0.016J/ND(0.22)U*	**4**	**200**	0.87	**14 J**	**0.69**	71000 J
LYMW12 (1-2 ft)	01/15/14	5700 J	0.024J/ND(0.2)U*	**3.1**	57	0.33	**4.6 J**	0.16	19000 J
LYMW12 (2-3 ft)	01/15/14	4600 J	0.021J B/ND(0.21)U*	**2.6**	34	0.28	**2.6 J**	0.11	2600 J
LYMW12 (3-4 ft)	01/16/14	2000	0.21 JB	**0.94**	13	0.14	*1.3J/ND(9.7)U**	0.047 J	2100
LYMW13 (1-2 ft)	01/15/14	5900 J	0.035J/ND(0.21)U*	**2.9**	**110**	0.41	**7.3 J**	0.25	15000 J
LYMW13 (6-7 ft)	01/15/14	1500 J	ND(0.014) UJ	**3.4**	26 J	0.21 J	ND(0.96) UJ	0.13	1000 J
LYMW13 (6-7 ft) Dup	01/15/14	4700 J	ND(0.014) UJ	**3.2**	68 J	0.43 J	2.1 J	0.089 J	2800 J
LYMW14 (1-2 ft)	01/15/14	16000 J	0.056J B/ND(0.22)U*	**4.4**	**190**	0.75	**77 J**	**0.54**	38000 J
LYMW14 (6-7 ft)	01/15/14	1500 J	ND(0.013) UJ	**1**	17	0.1	ND(0.96) UJ	0.064 J	940 J
LYSOAA01	06/04/12	6550	**2**	**7.8**	**240**	0.42	--	**1.9**	20600
LYSOAA01D	06/04/12	6750	**2.1**	**7.9**	**242**	0.43	--	**2**	21400
LYSOAA02	06/04/12	7080	**2**	**9.2**	**354**	0.43	--	**3.1**	24100
LYSOAA03	06/04/12	6750	**2.4**	**9.2**	**549**	0.5	--	**4.6**	21400
LYSOAA05	06/04/12	7440	**6**	**7.2**	**280**	0.4	--	**23.8**	21000
LYSOAB01	06/04/12	6810	**1.9**	**7.9**	**226**	0.36	--	**4.8**	23400
LYSOAB02	06/04/12	7150	**1.7**	**8.8**	**347**	0.53	--	**2.9**	25600
LYSOAB03	06/04/12	7340	**2.2**	**12.4**	**575**	0.54	--	**3.5**	22600
LYSOAC03	06/04/12	8210	**2.4**	**9.2**	**466**	0.57	--	**2.5**	28400
LYSOAD02	06/04/12	11100	**2.7**	**14.2**	**270**	0.82	--	**3.4**	8760
LYSOAD03	06/04/12	7860	**2.7**	**10.2**	**563**	0.61	--	**2.1**	25000
LYSOAE02	06/04/12	3920	**5.3**	**19.7**	**87**	0.11	--	**0.68**	16900
LYSOAE03	06/04/12	7690	**2.9**	**11**	**197**	0.35	--	**3.1**	19200
LYSOAE05	06/04/12	7960	**1.8**	**9.4**	**168**	0.33	--	**1.2**	40000
LYSSB0303	06/04/12	9000	ND(0.15)	**3.7**	**134**	0.48	--	**0.49**	21700
LYSSC0101	06/04/12	7460	**0.43**	**4.6**	**205**	0.43	--	**0.64**	21300
YPDS0111	10/21/11	12900	--	**6.3**	**140**	0.15	--	0.25	3190
YPDS0210	10/21/11	11400	--	**6.2**	**235**	0.087	--	0.29	25800
YPDS0312	10/21/11	3410	--	**3.8**	41.6	0.02	--	0.15	3960
YPDS0410	10/21/11	1230	--	**1.4**	35.2	ND(0.53)	--	0.037	708
YPDS0509	10/21/11	7900	--	**6.5**	76.4	0.08	--	0.23	2660
YPDS0612	10/21/11	1980	--	**1.7**	11.1	ND(0.56)	--	0.036	1080
YPDS0714	10/21/11	7470	--	**3.4**	50.8	ND(0.55)	--	0.12	3450
YPDS0812	10/21/11	2020	--	**1.5**	29.3	ND(0.55)	--	0.036	887
WDEQ MTGW		54,760.95	0.27	0.293	82.6	3.1612	2.475	0.3765	NA
Residential Soil Screening Values		77,000	31	0.61	15,000	160	16,000	70	NA

Notes:
BOLD values exceed one or both Screening Levels
Residential Soil Screening Value and Migration to Groundwater Screening Value (WDEQ MTGW)- See Tables 5-2A and 5-2B
Italicized values - method detection limit (MDL) exceeds one or both Screening Levels
Dup = Duplicate
NA = Not Applicable
ND = Not Detected
mg/kg = milligrams per kilogram
Data Qualifiers:
J – Estimated concentration
UJ – Estimated reporting limit
U – Evaluated to be undetected at the reporting limit
JB – Estimated concentration due to blank contamination
* - The first result represents the laboratory reported concentration. The second result was evaluated to be undetected at the reported concentration by the data validator. The result was determined to be a false positive.
The method detection limit (MDL) was used as the reporting limit.

TABLE 2-6. HISTORIC AND JANUARY 2014 SOIL QUALITY RESULTS, METALS,
WYOMING DEPARTMENT OF ENVIRONMENTAL QUALITY, LARAMIE FORMER YTTRIUM PLANT, LARAMIE, WYOMING

Location ID	Date Sampled	Chromium, Total (mg/kg)	Cobalt, Total (mg/kg)	Copper, Total (mg/kg)	Iron, Total (mg/kg)	Lead, Total (mg/kg)	Magnesium, Total (mg/kg)	Manganese, Total (mg/kg)	Mercury, Total (mg/kg)
LYMW09 (1-2 ft)	01/15/14	9.3 J	**3.6**	12 J	**16000**	**20**	5800 J	**180**	0.064
LYMW09 (3-4 ft)	01/16/14	4.3	**1.6**	1.9	**4800**	2.1	980	**52 J**	ND(0.0052)
LYMW09 (4-5 ft)	01/15/14	2.9 J	**1.8**	2.4 J	**6000**	2.6	910 J	**53**	ND(0.0063)
LYMW09 (4-5 ft) Dup	01/15/14	2.5 J	**1.8**	2.3 J	**6000**	2	870 J	**44**	ND(0.0065)
LYMW10 (1-2 ft)	01/15/14	18 J	**3.7**	25 J	**12000**	**230**	2400 J	**280**	**24**
LYMW10 (2-3 ft)	01/15/14	20 J	**6.8**	16	**18000**	**16**	6300 J	**360**	0.066
LYMW10 (9-10 ft)	01/15/14	13 J	**5.8**	8.5	**10000**	5.5	2600 J	**80**	0.014 J
LYMW11 (1-2 ft)	01/15/14	12 J	**4.6**	20 J	**11000**	**24**	2900 J	**170**	0.048
LYMW11 (3-4 ft)	01/15/14	23 J	**6.3**	17 J	**18000**	8.6	9500 J	**270**	0.013 J
LYMW12 (1-2 ft)	01/15/14	8.8 J	**5**	6.3 J	**9100**	4.7	4800 J	**230**	0.0077 J
LYMW12 (2-3 ft)	01/15/14	7.5 J	**3.9**	3.6	**9100**	3.4	2300 J	**120**	0.0064 J
LYMW12 (3-4 ft)	01/16/14	3.9	**1.2**	1.6	**4700**	2.3	990	**37 J**	ND(0.0062)
LYMW13 (1-2 ft)	01/15/14	11 J	**4.2**	12 J	**10000**	**19**	3600 J	**200**	0.017 J
LYMW13 (6-7 ft)	01/15/14	3.6 J	**2.7**	3 J	**4200 J**	2.2 J	720 J	**240 J**	ND(0.006)
LYMW13 (6-7 ft) Dup	01/15/14	12 J	**3.3**	7.7 J	**8700 J**	4.9 J	2400 J	**120 J**	0.0087 J
LYMW14 (1-2 ft)	01/15/14	17 J	**5.7**	17	**17000**	11	8300 J	**330**	0.017 J
LYMW14 (6-7 ft)	01/15/14	3.6 J	**1.6**	2.2 J	**3900**	1.8	770 J	**59**	0.007 J
LYSOAA01	06/04/12	17.5	**5.2**	31.1	**24100**	**523**	3590	**348**	**0.27**
LYSOAA01D	06/04/12	17.5	**5.2**	31.6	**24600**	**555**	3690	**358**	**0.39**
LYSOAA02	06/04/12	20.2	**5.8**	**50.4**	**26500**	**1030**	3770	**427**	**0.37**
LYSOAA03	06/04/12	22.9	**5.4**	**66.2**	**25900**	**1610**	3580	**465**	**0.32**
LYSOAA05	06/04/12	64.2	**7.9**	**54**	**21700**	**761**	4510	**405**	**0.37**
LYSOAB01	06/04/12	28.6	**6.2**	42.5	**24900**	**515**	3490	**412**	**0.13**
LYSOAB02	06/04/12	21.2	**6.1**	**59.7**	**24500**	**778**	3690	**426**	0.077
LYSOAB03	06/04/12	27.4	**6.6**	**101**	**32300**	**2140**	4430	**500**	0.063
LYSOAC03	06/04/12	21	**6.5**	**61.6**	**27200**	**957**	4630	**459**	0.049
LYSOAD02	06/04/12	26.8	**19**	**92.3**	**48200**	**518**	2250	**1150**	**0.16**
LYSOAD03	06/04/12	22.9	**6.6**	**85.7**	**29200**	**1280**	5790	**500**	0.055
LYSOAE02	06/04/12	21.8	**6.8**	**73.5**	**66300**	**550**	1430	**393**	**0.36**
LYSOAE03	06/04/12	24.3	**11.8**	**58.8**	**39100**	**354**	4330	**490**	**0.31**
LYSOAE05	06/04/12	21.9	**7**	39.9	**31800**	**218**	6840	**421**	**0.28**
LYSSB0303	06/04/12	15.6	**5.9**	12.8	**13800**	12.7	7280	**385**	0.068
LYSSC0101	06/04/12	12.5	**4.7**	24.6	**12500**	**71**	4690	**240**	**0.11**
YPDS0111	10/21/11	22.7	**11.9**	12.8	**19600**	12.7	5950	**321**	--
YPDS0210	10/21/11	19.5	**10.5**	9.6	**20100**	10.6	5800	**520**	--
YPDS0312	10/21/11	5.8	**5**	3.6	**8710**	4.1	1370	**234**	--
YPDS0410	10/21/11	1.8	**1.8**	22.4	**3580**	1.7	488	**169**	--
YPDS0509	10/21/11	24	**7.5**	8.9	**11600**	7.1	3350	**111**	--
YPDS0612	10/21/11	4.8	**1.7**	1.6	**4450**	2.3	680	**33.9**	--
YPDS0714	10/21/11	12.8	**5.3**	6.8	**10800**	5.4	2910	**216**	--
YPDS0812	10/21/11	3.1	**1.9**	1.6	**5470**	2.2	829	**186**	--
WDEQ MTGW		180,000.03	0.49	45.89	645.15	13.51	NA	3.27	0.1
Residential Soil Screening Values		280	23	3,100	55,000	400	NA	1,800	10

Notes:
BOLD values exceed one or both Screening Levels
Residential Soil Screening Value and Migration to Groundwater Screening Value (WDEQ MTGW)- See Tables 5-2A and 5-2B
Italicized values - method detection limit (MDL) exceeds one or both Screening Levels
Dup = Duplicate
NA = Not Applicable
ND = Not Detected
mg/kg = milligrams per kilogram
Data Qualifiers:
J – Estimated concentration
UJ – Estimated reporting limit
U – Evaluated to be undetected at the reporting limit
JB – Estimated concentration due to blank contamination
* - The first result represents the laboratory reported concentration. The second result was evaluated to be undetected at the reported concentration by the data validator. The result was determined to be a false positive.
The method detection limit (MDL) was used as the reporting limit.

TABLE 2-6. HISTORIC AND JANUARY 2014 SOIL QUALITY RESULTS, METALS,
WYOMING DEPARTMENT OF ENVIRONMENTAL QUALITY, LARAMIE FORMER YTTRIUM PLANT, LARAMIE, WYOMING

Location ID	Date Sampled	Nickel, Total (mg/kg)	Potassium, Total (mg/kg)	Selenium, Total (mg/kg)	Silver, Total (mg/kg)	Sodium, Total (mg/kg)	Thallium, Total (mg/kg)	Vanadium, Total (mg/kg)	Zinc, Total (mg/kg)
LYMW09 (1-2 ft)	01/15/14	8.7	760 J	**0.6**	ND(0.023)	790	0.091J B/ND(0.11)U*	19 J	24
LYMW09 (3-4 ft)	01/16/14	2.9	290 J	ND(0.13)	ND(0.02)	ND(60)	0.044J B/ND(0.097)U*	9.3	9.9
LYMW09 (4-5 ft)	01/15/14	2.4	290 J	ND(0.13)	ND(0.02)	78J/ND(490)U*	0.058J B/ND(0.099)U*	12 J	13
LYMW09 (4-5 ft) Dup	01/15/14	2.3	280 J	ND(0.13)	ND(0.02)	82J/ND(500)U*	0.04J B/ND(0.099)U*	9.9 J	11
LYMW10 (1-2 ft)	01/15/14	11	1500 J	**0.34 J**	0.076 J	140J/ND(530)U*	**0.14**	29 J	210
LYMW10 (2-3 ft)	01/15/14	14	3400 J	**2.3**	0.054 J	180J/ND(550)U*	**0.26**	35	56
LYMW10 (9-10 ft)	01/15/14	10	990 J	**1.8**	0.037 J	220J/ND(590)U*	**0.18**	25	37
LYMW11 (1-2 ft)	01/15/14	11	1300 J	**0.31 J**	0.029 J	100J/ND(490)U*	0.12	19 J	240
LYMW11 (3-4 ft)	01/15/14	15	2700 J	**0.37 J**	0.066 J	480J/ND(590)U*	**0.3**	42 J	62
LYMW12 (1-2 ft)	01/15/14	8.9	1300 J	ND(0.14)	0.026 J	95J/ND(540)U*	0.13	21 J	27
LYMW12 (2-3 ft)	01/15/14	6	920 J	**1.1**	ND(0.021)	79J/ND(520)U*	0.097J/ND(0.1)U*	16	19
LYMW12 (3-4 ft)	01/16/14	2.2	290	ND(0.14)	ND(0.021)	ND(57)	0.04J B/ND(0.1)U*	7.7	8.7
LYMW13 (1-2 ft)	01/15/14	8.3	1200 J	0.19 J	0.04 J	250J/ND(500)U*	**0.15**	20 J	34
LYMW13 (6-7 ft)	01/15/14	5.2	220 J	ND(0.13)	ND(0.02)	77J/ND(490)U*	0.039J B/ND(0.098)U*	11 J	11 J
LYMW13 (6-7 ft) Dup	01/15/14	8.4	750 J	0.15 J	0.042 J	240J/ND(510)U*	**0.14**	21 J	27 J
LYMW14 (1-2 ft)	01/15/14	13	3500 J	**2**	0.046 J	580	**0.22**	30	46
LYMW14 (6-7 ft)	01/15/14	2.3	230 J	ND(0.13)	ND(0.02)	73J/ND(490)U*	0.028J B/ND(0.096)U*	6.2 J	9.6
LYSOAA01	06/04/12	19.4	2078	--	ND(0.17)	280.4	--	28	193
LYSOAA01D	06/04/12	19.9	2070	--	ND(0.15)	283.3	--	28.2	198
LYSOAA02	06/04/12	15.4	1967	--	ND(0.14)	218.3	--	26.4	**489**
LYSOAA03	06/04/12	15.9	1458	--	ND(0.14)	232.2	--	23.6	**810**
LYSOAA05	06/04/12	20.2	2167	--	ND(0.17)	168.6	--	27.6	**334**
LYSOAB01	06/04/12	15.6	1982	--	ND(0.15)	213.6	--	25.5	282
LYSOAB02	06/04/12	16.3	2049	--	ND(0.12)	229.2	--	25.6	**444**
LYSOAB03	06/04/12	23.8	1629	--	ND(0.15)	425	--	26	**1200**
LYSOAC03	06/04/12	18.5	2138	--	ND(0.15)	275	--	29.4	**778**
LYSOAD02	06/04/12	**57.4**	1283	--	ND(0.16)	341.5	--	25.5	**398**
LYSOAD03	06/04/12	20.6	1635	--	0.21	541.3	--	26.8	**1020**
LYSOAE02	06/04/12	21	902.8	--	ND(0.16)	372.6	--	13.8	64.7
LYSOAE03	06/04/12	33.9	1421	--	ND(0.15)	433.3	--	25.8	**339**
LYSOAE05	06/04/12	23	1574	--	ND(0.16)	294.4	--	27.2	173
LYSSB0303	06/04/12	11.2	1892	--	ND(0.14)	555.8	--	26.1	48.5
LYSSC0101	06/04/12	9.6	1895	--	ND(0.15)	143.9	--	23.7	76.9
YPDS0111	10/21/11	22.5	1820	*ND(4.3)*	--	281	**1**	38.7	72.8
YPDS0210	10/21/11	17.8	1220	*ND(4.3)*	--	997	**0.74**	36.3	59.1
YPDS0312	10/21/11	6.4	689	**0.33**	--	52.6	**0.16**	12.3	19.7
YPDS0410	10/21/11	1.9	201	*ND(3.7)*	--	36.8	*ND(2.7)*	5	7.1
YPDS0509	10/21/11	13.4	1210	0.25	--	211	**0.59**	25.5	46.9
YPDS0612	10/21/11	2.6	295	*ND(4)*	--	41.7	*ND(2.8)*	8.7	9.2
YPDS0714	10/21/11	12.8	1330	*ND(3.9)*	--	96.5	**0.36**	21.5	30.6
YPDS0812	10/21/11	2.7	344	*ND(3.9)*	--	58.9	*ND(2.8)*	6.2	10.4
WDEQ MTGW		47.6	NA	0.265	0.86	NA	0.14	255.08	311.5
Residential Soil Screening Values		1,500	NA	390	390	NA	0.78	390	23,000

Notes:
BOLD values exceed one or both Screening Levels
Residential Soil Screening Value and Migration to Groundwater Screening Value (WDEQ MTGW)- See Tables 5-2A and 5-2B
Italicized values - method detection limit (MDL) exceeds one or both Screening Levels
Dup = Duplicate
NA = Not Applicable
ND = Not Detected
mg/kg = milligrams per kilogram
Data Qualifiers:
J – Estimated concentration
UJ – Estimated reporting limit
U – Evaluated to be undetected at the reporting limit
JB – Estimated concentration due to blank contamination
* - The first result represents the laboratory reported concentration. The second result was evaluated to be undetected at the reported concentration by the data validator. The result was determined to be a false positive.
The method detection limit (MDL) was used as the reporting limit.

TABLE 2-6. HISTORIC AND JANUARY 2014 SOIL QUALITY RESULTS, METALS,
WYOMING DEPARTMENT OF ENVIRONMENTAL QUALITY, LARAMIE FORMER YTTRIUM PLANT, LARAMIE, WYOMING

Location ID	Date Sampled	Aluminum, Total (mg/kg)	Antimony, Total (mg/kg)	Arsenic, Total (mg/kg)	Barium, Total (mg/kg)	Beryllium, Total (mg/kg)	Boron, Total (mg/kg)	Cadmium, Total (mg/kg)	Calcium, Total (mg/kg)
YPDS0912	10/21/11	1680	--	**1.7**	50.4	ND(0.55)	--	0.057	1030
YPDS1012	10/21/11	1800	--	**1**	9.7	ND(0.58)	--	0.022	837
YPDS1111	10/21/11	5970	--	**2.3**	37.2	0.11	--	0.19	1780
YPDS1212	10/21/11	3190	--	**2.2**	35	ND(0.61)	--	0.067	14400
YPDS1312	10/21/11	1160	--	**1.5**	7.2	ND(0.58)	--	0.045	762
YPDS1408	10/21/11	1550	--	**1.2**	19.4	ND(0.55)	--	0.029	860
YPDS1512	10/21/11	11200	--	**5.2**	**87.6**	0.057	--	**0.44**	2640
YPDS1612	10/21/11	1410	--	**0.98**	8.2	ND(0.57)	--	0.044	778
YPDS1712 Dup	10/21/11	2490	--	**1.5**	37.1	ND(0.55)	--	0.052	1510
YPSS01	10/21/11	3190	*ND(6.4)*	**2.4**	66.1	0.033	--	0.23	6660
YPSS02	10/21/11	6190	*ND(6.8)*	**3.9**	**126**	0.1	--	**0.6**	14600
YPSS03	10/21/11	3910	*ND(6.9)*	**4.4**	**123**	0.082	--	**1.1**	6250
YPSS04	10/21/11	8400	*ND(6.6)*	**3.4**	**93**	0.094	--	0.25	17100
YPSS05	10/21/11	5900	*ND(6.3)*	**3.8**	**89.1**	0.031	--	0.34	10000
YPSS06	10/21/11	5800	*ND(6.4)*	**3.5**	75.9	0.021	--	0.18	16700
YPSS07	10/21/11	5710	*ND(6.3)*	**4**	**87.8**	ND(0.52)	--	0.25	21600
YPSS08	10/21/11	8660	*ND(7.9)*	**4.2**	**143**	0.13	--	**0.67**	21600
YPSS09	10/21/11	3970	**0.29**	**5.3**	**170**	0.1	--	**0.76**	8870
YPSS10	10/21/11	3790	*ND(8.7)*	**3.1**	**82.8**	ND(0.73)	--	**0.53**	5030
YPSS11	10/21/11	4850	*ND(6.6)*	**3.6**	**95**	0.058	--	**0.62**	10200
YPSS12	10/21/11	2810	*ND(6.3)*	**2.9**	41.1	ND(0.52)	--	0.16	15900
YPSS13	10/21/11	3580	*ND(6.4)*	**5.3**	59.5	ND(0.53)	--	0.19	1760
YPSS14	10/21/11	2990	*ND(6.3)*	**2.5**	70.5	0.082	--	0.29	6540
YPSS15	10/21/11	7120	*ND(6.8)*	**3.5**	**196**	0.13	--	**1**	10600
YPSS16	10/21/11	5860	*ND(6.7)*	**3.5**	78.3	0.034	--	**0.49**	11100
YPSS17 Dup	10/21/11	3870	**12.1**	**5.4**	**150**	0.062	--	**0.71**	8210
YPSS18	10/21/11	4340	*ND(6.3)*	**6**	**88.9**	0.057	--	**1.5**	6580
YPSS19	10/21/11	5120	*ND(6.2)*	**5.6**	**89.4**	0.044	--	**1.2**	5310
WDEQ MTGW		54,760.95	0.27	0.293	82.6	3.1612	2.475	0.3765	NA
Residential Soil Screening Values		77,000	31	0.61	15,000	160	16,000	70	NA

Notes:
BOLD values exceed one or both Screening Levels
Residential Soil Screening Value and Migration to Groundwater Screening Value (WDEQ MTGW)- See Tables 5-2A and 5-2B
Italicized values - method detection limit (MDL) exceeds one or both Screening Levels
Dup = Duplicate
NA = Not Applicable
ND = Not Detected
mg/kg = milligrams per kilogram
Data Qualifiers:
J – Estimated concentration
UJ – Estimated reporting limit
U – Evaluated to be undetected at the reporting limit
JB – Estimated concentration due to blank contamination
* - The first result represents the laboratory reported concentration. The second result was evaluated to be undetected at the reported concentration by the data validator. The result was determined to be a false positive.
The method detection limit (MDL) was used as the reporting limit.

TABLE 2-6. HISTORIC AND JANUARY 2014 SOIL QUALITY RESULTS, METALS,
WYOMING DEPARTMENT OF ENVIRONMENTAL QUALITY, LARAMIE FORMER YTTRIUM PLANT, LARAMIE, WYOMING

Location ID	Date Sampled	Chromium, Total (mg/kg)	Cobalt, Total (mg/kg)	Copper, Total (mg/kg)	Iron, Total (mg/kg)	Lead, Total (mg/kg)	Magnesium, Total (mg/kg)	Manganese, Total (mg/kg)	Mercury, Total (mg/kg)
YPDS0912	10/21/11	3.1	**2.1**	1.2	**5550**	2.2	663	**391**	--
YPDS1012	10/21/11	2.6	**1.7**	1.1	**3600**	2.3	618	**23.6**	--
YPDS1111	10/21/11	11.2	**3.5**	7.9	**8270**	5.6	2330	**61.4**	--
YPDS1212	10/21/11	5.4	**3.9**	2.4	**6190**	3.5	1780	**144**	--
YPDS1312	10/21/11	1.7	**1.4**	1.2	**3010**	1.8	499	**58.7**	--
YPDS1408	10/21/11	3.5	**1.6**	1.5	**3560**	1.8	671	**91.8**	--
YPDS1512	10/21/11	21.2	**11.7**	13.9	**14900**	11.3	5460	**114**	--
YPDS1612	10/21/11	2.4	**1.9**	1.4	**3070**	1.9	648	**26.4**	--
YPDS1712 Dup	10/21/11	4.3	**2.3**	1.8	**6050**	2.7	973	**242**	--
YPSS01	10/21/11	4.4	**2.2**	**85.7**	**6250**	**54.7**	1540	**117**	--
YPSS02	10/21/11	11.9	**4.1**	12	**10200**	**62.3**	3330	**199**	--
YPSS03	10/21/11	9.7	**3.2**	18.6	**16300**	**289**	1640	**142**	--
YPSS04	10/21/11	12.6	**5.6**	8.4	**11300**	10.9	3060	**230**	--
YPSS05	10/21/11	12.6	**4.9**	9.2	**14100**	**73.8**	2800	**179**	--
YPSS06	10/21/11	9.6	**4.6**	5.9	**8790**	**18.7**	1890	**255**	--
YPSS07	10/21/11	9.2	**4.3**	8.1	**9740**	**178**	2420	**184**	--
YPSS08	10/21/11	15.2	**5.5**	15.9	**13100**	**77.5**	4340	**232**	--
YPSS09	10/21/11	11.8	**4.2**	29.1	**18600**	**923**	1790	**194**	--
YPSS10	10/21/11	9.9	**3.7**	**83.3**	**11000**	**65**	1470	**155**	--
YPSS11	10/21/11	8.5	**3.6**	35.5	**10600**	**64.1**	2180	**137**	--
YPSS12	10/21/11	5.4	**4.3**	6.4	**9250**	**266**	934	**182**	--
YPSS13	10/21/11	12.9	**4.6**	19.1	**19500**	**205**	1350	**222**	--
YPSS14	10/21/11	5.2	**2.6**	9.6	**6400**	**37**	1240	**104**	--
YPSS15	10/21/11	10.4	**4.6**	19.3	**12300**	**78.3**	3180	**193**	--
YPSS16	10/21/11	10.6	**4.3**	10.9	**10100**	**56.1**	2890	**188**	--
YPSS17 Dup	10/21/11	11.6	**4**	27.6	**21100**	**1260**	1700	**195**	--
YPSS18	10/21/11	12.7	**4.4**	24.8	**22900**	**306**	1620	**179**	--
YPSS19	10/21/11	19.8	**6.6**	31.7	**24400**	**204**	1840	**330**	--
WDEQ MTGW		180,000.03	0.49	45.89	645.15	13.51	NA	3.27	0.1
Residential Soil Screening Values		280	23	3,100	55,000	400	NA	1,800	10

Notes:
BOLD values exceed one or both Screening Levels
Residential Soil Screening Value and Migration to Groundwater Screening Value (WDEQ MTGW)- See Tables 5-2A and 5-2B
Italicized values - method detection limit (MDL) exceeds one or both Screening Levels
Dup = Duplicate
NA = Not Applicable
ND = Not Detected
mg/kg = milligrams per kilogram
Data Qualifiers:
J – Estimated concentration
UJ – Estimated reporting limit
U – Evaluated to be undetected at the reporting limit
JB – Estimated concentration due to blank contamination
* - The first result represents the laboratory reported concentration. The second result was evaluated to be undetected at the reported concentration by the data validator. The result was determined to be a false positive.
The method detection limit (MDL) was used as the reporting limit.

TABLE 2-6. HISTORIC AND JANUARY 2014 SOIL QUALITY RESULTS, METALS,
WYOMING DEPARTMENT OF ENVIRONMENTAL QUALITY, LARAMIE FORMER YTTRIUM PLANT, LARAMIE, WYOMING

Location ID	Date Sampled	Nickel, Total (mg/kg)	Potassium, Total (mg/kg)	Selenium, Total (mg/kg)	Silver, Total (mg/kg)	Sodium, Total (mg/kg)	Thallium, Total (mg/kg)	Vanadium, Total (mg/kg)	Zinc, Total (mg/kg)
YPDS0912	10/21/11	2.5	290	**0.27**	--	57.4	*ND(2.7)*	6.5	8.9
YPDS1012	10/21/11	1.7	302	*ND(4.1)*	--	44.3	*ND(2.9)*	5.9	7.2
YPDS1111	10/21/11	6.9	869	**0.35**	--	209	**0.38**	21	27.2
YPDS1212	10/21/11	5.6	515	*ND(4.3)*	--	50.6	*ND(3.1)*	12.1	15.5
YPDS1312	10/21/11	1.6	173	*ND(4.1)*	--	55.5	*ND(2.9)*	4.6	6.5
YPDS1408	10/21/11	2.2	294	*ND(3.8)*	--	82.1	*ND(2.7)*	5.8	8.4
YPDS1512	10/21/11	20.2	2110	**0.68**	--	372	**0.98**	35.9	74.9
YPDS1612	10/21/11	2.2	234	0.19	--	75.4	*ND(2.9)*	5.4	8.6
YPDS1712 Dup	10/21/11	3.3	437	*ND(3.8)*	--	57.4	*ND(2.7)*	8.2	12.7
YPSS01	10/21/11	4.5	667	*ND(3.8)*	--	72.4	*ND(2.7)*	9.7	36.3
YPSS02	10/21/11	8.9	1780	0.2	--	98.4	**0.34**	19.2	86.8
YPSS03	10/21/11	10.4	790	0.19	--	117	**0.41**	12.9	**430**
YPSS04	10/21/11	10.2	1900	*ND(3.8)*	--	70.1	**0.62**	25.4	40.8
YPSS05	10/21/11	8.7	1580	0.23	--	81.7	**0.55**	28.8	56.8
YPSS06	10/21/11	9	1230	*ND(3.7)*	--	98.2	**0.32**	21.3	33
YPSS07	10/21/11	8.1	1240	*ND(3.7)*	--	98.4	**0.46**	22.3	60.1
YPSS08	10/21/11	15.5	2610	**0.27**	--	136	**0.65**	27.5	117
YPSS09	10/21/11	12.9	869	**0.55**	--	241	**0.57**	15.9	249
YPSS10	10/21/11	6.5	1000	0.24	--	48.8	**0.31**	21.7	117
YPSS11	10/21/11	8.3	1230	*ND(3.8)*	--	98.3	**0.36**	17.8	74.4
YPSS12	10/21/11	**60**	467	*ND(3.7)*	--	66.5	**0.27**	15.5	30.3
YPSS13	10/21/11	9.2	976	*ND(3.7)*	--	119	**0.49**	17.8	31.4
YPSS14	10/21/11	4.6	707	*ND(3.7)*	--	81.8	**0.19**	12.1	29
YPSS15	10/21/11	8.7	1320	*ND(3.9)*	--	212	**0.42**	21.1	179
YPSS16	10/21/11	8.4	1590	**0.41**	--	79.3	**0.41**	20	67.7
YPSS17 Dup	10/21/11	11.9	783	**0.55**	--	234	**0.61**	16.2	216
YPSS18	10/21/11	13.5	893	**0.58**	--	139	**0.65**	15.1	196
YPSS19	10/21/11	23.1	1140	**0.38**	--	91.3	**0.73**	21	103
WDEQ MTGW		47.6	NA	0.265	0.86	NA	0.14	255.08	311.5
Residential Soil Screening Values		1,500	NA	390	390	NA	0.78	390	23,000

Notes:
BOLD values exceed one or both Screening Levels
Residential Soil Screening Value and Migration to Groundwater Screening Value (WDEQ MTGW)- See Tables 5-2A and 5-2B
Italicized values - method detection limit (MDL) exceeds one or both Screening Levels
Dup = Duplicate
NA = Not Applicable
ND = Not Detected
mg/kg = milligrams per kilogram
Data Qualifiers:
J – Estimated concentration
UJ – Estimated reporting limit
U – Evaluated to be undetected at the reporting limit
JB – Estimated concentration due to blank contamination
* - The first result represents the laboratory reported concentration. The second result was evaluated to be undetected at the reported concentration by the data validator. The result was determined to be a false positive.
The method detection limit (MDL) was used as the reporting limit.

TABLE 2-7. HISTORIC AND JANUARY 2014 SOIL QUALITY RESULTS, GENERAL CHEMISTRY AND ANIONS,
WYOMING DEPARTMENT OF ENVIRONMENTAL QUALITY, LARAMIE FORMER YTTRIUM PLANT, LARAMIE, WYOMING

Location ID	Date Sampled	pH, Laboratory Calc (Std Units)	Temperature (°C)	Chloride (mg/kg)	Sulfate (mg/kg)	Sodium Adsorption Ratio (unitless)	Sodium, Exchangeable Percentage (unitless)
LYMW09 (1-2 ft)	01/15/14	7.73	22	97 J	4000 J	3.6	3.9
LYMW09 (4-5 ft)	01/15/14	6.87	21.6	11 J	260 J	1.3	0.64
LYMW09 (4-5 ft) Dup	01/15/14	7.46	22	15 J	390 J	--	--
LYMW10 (1-2 ft)	01/15/14	11.4	21.9	5.6 J	69 J	ND(0)	ND(0)
LYMW10 (2-3 ft)	01/15/14	8.55	22.2	12 J	130 J	ND(0)	ND(0)
LYMW10 (9-10 ft)	01/15/14	8.96	21.7	23 J	23 J	3.8	4.1
LYMW11 (1-2 ft)	01/15/14	8.15	21.9	7.7 J	1700 J	ND(0)	ND(0)
LYMW11 (3-4 ft)	01/15/14	8.09	21.9	24 J	4800 J	2.2	2
LYMW12 (1-2 ft)	01/15/14	8.93	22.2	5.2 J	11 J	ND(0)	ND(0)
LYMW12 (2-3 ft)	01/15/14	9.29	22	4 J	7.9 J	ND(0)	ND(0)
LYMW13 (1-2 ft)	01/15/14	8.24	21.9	8.2 J	810 J	3	3
LYMW13 (6-7 ft)	01/15/14	8.7	21.9	45 J	830 J	3.3	3.5
LYMW13 (6-7 ft) Dup	01/15/14	8.3	22	42 J	760 J	4	4.4
LYMW14 (1-2 ft)	01/15/14	7.97	22.5	78 J	3100 J	2	1.6
LYMW14 (6-7 ft)	01/15/14	8.02	21.8	44 J	220 J	2	1.7
WDEQ MTGW	NA	NA	NA	NA	NA	NA	NA
Residential Soil Screening Values	NA	NA	NA	NA	NA	NA	NA

Notes:
Residential Soil Screening Value and Migration to Groundwater Screening Value (WDEQ MTGW)- See Tables 5-2A and 5-2B
Dup = Duplicate
NA = Not Applicable
ND = Not Detected
mg/kg = milligrams per kilogram
°C = degrees Celsius
Std Units = Standard pH Units
unitless - Sodium Adsorption Ratio (SAR) and Sodium, Exchangeable Percentage (ESP) results are ratios of concentrations and therefore do not have units.
Data Qualifiers:
J – Estimated concentration
The method detection limit (MDL) was used as the reporting limit.

TABLE 2-8. HISTORIC, JANUARY AND APRIL 2014 GROUNDWATER QUALITY RESULTS, SEMI-VOLATILES, WYOMING DEPARTMENT OF ENVIRONMENTAL QUALITY, LARAMIE FORMER YTTRIUM PLANT, LARAMIE, WYOMING

Location ID	Date Sampled	Acenaphthene (εg/L)	Acenaphthylene (εg/L)	Anthracene (εg/L)	Benz(a)anthracene (εg/L)	Benzo(a)pyrene (εg/L)	Benzo(b)fluoranthene (εg/L)	Benzo(ghi)- perylene (εg/L)	Benzo(k) fluoranthene (εg/L)
Equipment Blank	01/15/14	ND(0.011)	ND(0.0098)	ND(0.014)	ND(0.0032)	ND(0.0051)	ND(0.0034)	ND(0.0035)	ND(0.005)
	01/28/14	ND(0.011)	ND(0.01) UJ	ND(0.014)	ND(0.0032)	ND(0.0052) UJ	ND(0.0035)	ND(0.0036)	ND(0.0051)
	04/03/14	ND(0.01)	ND(0.0096)	ND(0.014)	ND(0.0031)	ND(0.005)	ND(0.0033)	ND(0.0034)	ND(0.0049)
Field Blank 1	01/16/14	ND(0.01)	ND(0.0096)	ND(0.014)	ND(0.0031)	ND(0.005)	ND(0.0033)	ND(0.0034)	ND(0.0049)
	01/28/14	ND(0.011)	ND(0.01) UJ	ND(0.014)	ND(0.0032)	ND(0.0052) UJ	ND(0.0035)	ND(0.0036)	ND(0.0051)
	04/03/14	ND(0.01)	ND(0.0095)	ND(0.014)	ND(0.0031)	ND(0.0049)	ND(0.0033)	ND(0.0034)	ND(0.0048)
LYMW01	06/04/12	0.015	0.006	0.067	0.018	ND(0.004)	ND(0.004)	ND(0.005)	--
	01/23/14	ND(0.011)	ND(0.01)	ND(0.014)	ND(0.0033)	ND(0.0052)	ND(0.0035)	ND(0.0036)	ND(0.0051)
	04/01/14	ND(0.011)	ND(0.01)	ND(0.014)	ND(0.0032)	ND(0.0052)	ND(0.0035)	ND(0.0036)	ND(0.0051)
LYMW02	06/04/12	ND(0.003)	ND(0.002)	ND(0.002)	ND(0.003)	ND(0.004)	ND(0.004)	ND(0.005)	--
	01/23/14	ND(0.011)	ND(0.01)	ND(0.015)	ND(0.0033)	ND(0.0053)	ND(0.0035)	ND(0.0036)	ND(0.0052)
	04/01/14	ND(0.01)	ND(0.0095)	ND(0.013)	ND(0.0031)	ND(0.0049)	ND(0.0033)	ND(0.0034)	ND(0.0048)
LYMW03	06/04/12	0.43	0.095	0.47	**0.12**	0.05	0.022	0.054	--
	01/23/14	0.31	0.012 J	ND(0.014)	ND(0.0032)	ND(0.0051)	ND(0.0034)	0.0051 J	ND(0.005)
	04/01/14	0.72	ND(0.0099)	ND(0.014)	ND(0.0032)	ND(0.0051)	ND(0.0034)	ND(0.0035)	ND(0.005)
LYMW04	06/04/12	1.7	0.64	0.51	0.016	ND(0.004)	ND(0.004)	0.005	--
	01/27/14	ND(0.011)	ND(0.011) UJ	0.19	ND(0.0034)	ND(0.0054) UJ	ND(0.0036)	ND(0.0038)	ND(0.0053)
	04/02/14	ND(0.011)	ND(0.01)	0.065 J	ND(0.0032)	ND(0.0052)	ND(0.0035)	ND(0.0036)	ND(0.0051)
LYMW04 Dup	01/27/14	ND(0.011)	ND(0.011) UJ	0.19	ND(0.0034)	ND(0.0055) UJ	ND(0.0037)	ND(0.0038)	ND(0.0054)
LYMW05	06/04/12	ND(0.0031)	ND(0.002)	ND(0.002)	ND(0.0031)	ND(0.0041)	ND(0.0041)	ND(0.0051)	--
	01/24/14	ND(0.011)	ND(0.0099) UJ	ND(0.014)	ND(0.0032)	ND(0.0051) UJ	ND(0.0034)	ND(0.0035)	ND(0.005)
	04/02/14	ND(0.01)	ND(0.0095)	ND(0.014)	ND(0.0031)	ND(0.0049)	ND(0.0033)	ND(0.0034)	ND(0.0048)
LYMW06	06/04/12	0.056	ND(0.002)	0.051	ND(0.0031)	ND(0.0041)	ND(0.0041)	ND(0.0051)	--
	01/27/14	0.21	ND(0.01) UJ	ND(0.014)	ND(0.0032)	ND(0.0052) UJ	ND(0.0035)	ND(0.0036)	ND(0.0051)
	04/03/14	ND(0.011)	ND(0.01)	0.023 J	ND(0.0032)	ND(0.0052)	ND(0.0035)	ND(0.0036)	ND(0.0051)
LYMW06 Dup	04/03/14	ND(0.011)	ND(0.01)	0.029 J	ND(0.0032)	ND(0.0051)	ND(0.0034)	ND(0.0036)	ND(0.0051)
LYMW07	06/04/12	0.39	0.094	0.48	0.11	0.05	0.022	0.053	--
LYMW09	01/24/14	1.6	0.22 J	0.63	0.015 J	ND(0.005) UJ	ND(0.0034)	0.0063 J	ND(0.005)
	04/02/14	1.4	ND(0.0096)	0.53	ND(0.0031)	0.016 J	ND(0.0033)	0.014 J	ND(0.0049)
LYMW09 Dup	01/24/14	1.6	ND(0.0097) UJ	0.78	0.017 J	ND(0.005) UJ	ND(0.0033)	0.0088 J	ND(0.0049)
	04/02/14	1.5	ND(0.0096)	0.62	0.025 J	0.015 J	ND(0.0033)	0.016 J	ND(0.0049)
LYMW10	01/27/14	1.5	ND(0.01) UJ	0.13	0.014 J	0.012 J	0.0066 J	0.011 J	ND(0.0052)
	04/03/14	1.2	ND(0.01)	0.11	0.021 J	0.03 J	0.014 J	0.028 J	ND(0.0051)
LYMW11	01/24/14	0.91	0.15 J	0.3	ND(0.0031)	ND(0.005) UJ	ND(0.0033)	ND(0.0034)	ND(0.0049)
	04/02/14	0.47	ND(0.0098)	0.17	ND(0.0031)	ND(0.005)	ND(0.0034)	ND(0.0035)	ND(0.005)
LYMW12	01/23/14	ND(0.011)	ND(0.01)	ND(0.015)	ND(0.0034)	ND(0.0054)	ND(0.0036)	ND(0.0037)	ND(0.0053)
	04/01/14	ND(0.01)	ND(0.0094)	ND(0.013)	ND(0.003)	ND(0.0049)	ND(0.0033)	ND(0.0034)	ND(0.0048)
LYMW13	01/27/14	0.66	0.014 J	0.42	0.01 J	ND(0.0054) UJ	ND(0.0036)	ND(0.0037)	ND(0.0053)
	04/02/14	0.63	ND(0.0094)	ND(0.013)	ND(0.003)	ND(0.0048)	ND(0.0032)	ND(0.0033)	ND(0.0048)
LYMW14	01/24/14	0.34	0.054 J	0.096 J	ND(0.0032)	ND(0.0051) UJ	ND(0.0034)	ND(0.0035)	ND(0.005)
	04/02/14	ND(0.01)	ND(0.0097)	0.084 J	ND(0.0031)	ND(0.005)	ND(0.0033)	ND(0.0034)	ND(0.0049)
Water Cleanup Levels		2,190	NA	10,900	0.117	0.2	0.117	NA	1.17

Notes:
BOLD values exceed Water Cleanup Levels (Tables 5-1A and 5-1B)
Water Cleanup Levels - See VRP Fact Sheet #12, revised 10/30/13
Italicized values - method detection limit (MDL) exceeds one or both Screening Levels
NA = Not Applicable
ND = Not Detected
Dup = Duplicate
µg/L = micrograms per liter
Data Qualifiers:
J – Estimated concentration
UJ – Estimated reporting limit
R – Rejected, data not usable
The method detection limit (MDL) was used as the reporting limit.

TABLE 2-8. HISTORIC, JANUARY AND APRIL 2014 GROUNDWATER QUALITY RESULTS, SEMI-VOLATILES, WYOMING DEPARTMENT OF ENVIRONMENTAL QUALITY, LARAMIE FORMER YTTRIUM PLANT, LARAMIE, WYOMING

Location ID	Date Sampled	Bis(2- chloro ethyl)ether (εg/L)	Bis(2-ethyl hexyl) phthalate (εg/L)	Benzyl Butyl Phthalate (εg/L)	Carbazole (εg/L)	4-Chloroaniline (εg/L)	Chrysene (εg/L)	Dibenz (a,h) anthracene (εg/L)	Dibenzofuran (εg/L)
Equipment Blank	01/15/14	*ND(0.42)*	ND(0.57)	ND(1)	ND(0.44)	ND(2.2)	ND(0.0031)	ND(0.0048)	ND(0.015)
	01/28/14	*ND(0.41)*	ND(0.56)	ND(0.99)	ND(0.43)	ND(2.1)	ND(0.0032)	ND(0.0049)	ND(0.015)
	04/03/14	*ND(0.39)*	ND(0.54)	ND(0.96)	ND(0.41)	ND(2.1)	ND(0.0031)	ND(0.0047)	ND(0.015)
Field Blank 1	01/16/14	*ND(0.42)*	ND(0.58)	ND(1)	ND(0.44)	ND(2.2)	ND(0.0031)	ND(0.0047)	ND(0.015)
	01/28/14	*ND(0.41)*	ND(0.56)	ND(1)	ND(0.43)	ND(2.2)	ND(0.0032)	ND(0.0048)	ND(0.015)
	04/03/14	*ND(0.39)*	ND(0.53)	ND(0.95)	ND(0.41)	ND(2)	ND(0.003)	ND(0.0046)	ND(0.014)
LYMW01	06/04/12	--	4.3	--	--	--	0.041	ND(0.004)	ND(0.26)
	01/23/14	*ND(0.39)*	ND(0.54)	ND(0.96)	ND(0.41)	ND(2.1)	ND(0.0032)	ND(0.0049)	ND(0.015)
	04/01/14	*ND(0.41)*	ND(0.56)	ND(1)	ND(0.43)	ND(2.1)	ND(0.0032)	ND(0.0048)	ND(0.015)
LYMW02	06/04/12	--	ND(0.75)	--	--	--	ND(0.004)	ND(0.004)	ND(0.26)
	01/23/14	*ND(0.42)*	ND(0.58)	ND(1)	ND(0.45)	ND(2.2)	ND(0.0033)	ND(0.0049)	ND(0.016)
	04/01/14	*ND(0.41)*	ND(0.56)	ND(1)	ND(0.43)	ND(2.1)	ND(0.003)	ND(0.0046)	ND(0.014)
LYMW03	06/04/12	--	ND(0.77)	--	--	--	0.21	ND(0.0041)	ND(0.27)
	01/23/14	*ND(0.41)*	ND(0.56)	ND(1)	ND(0.43)	ND(2.2)	ND(0.0032)	ND(0.0048)	0.042 J
	04/01/14	*ND(0.41)*	2.2 J	ND(0.99)	ND(0.43)	ND(2.1)	ND(0.0032)	ND(0.0048)	ND(0.015)
LYMW04	06/04/12	--	ND(0.75)	--	--	--	0.017	ND(0.004)	**1.3**
	01/27/14	*ND(0.43)*	ND(0.59)	ND(1.1)	ND(0.45)	ND(2.2)	ND(0.0034)	ND(0.0051)	0.23
	04/02/14	*ND(0.41)*	ND(0.56)	ND(1)	ND(0.43)	ND(2.1)	ND(0.0032)	ND(0.0049)	0.22
LYMW04 Dup	01/27/14	*ND(0.44)*	ND(0.6)	ND(1.1)	ND(0.46)	ND(2.3)	ND(0.0034)	ND(0.0051)	0.19
LYMW05	06/04/12	--	ND(0.77)	--	--	--	ND(0.0041)	ND(0.0041)	ND(0.27)
	01/24/14	*ND(0.4)*	ND(0.55)	ND(0.99)	ND(0.42)	ND(2.1)	ND(0.0032)	ND(0.0048)	ND(0.015)
	04/02/14	*ND(0.39)*	ND(0.53)	ND(0.95)	ND(0.41)	ND(2)	ND(0.003)	ND(0.0046)	ND(0.014)
LYMW06	06/04/12	--	ND(0.77)	--	--	--	ND(0.0041)	ND(0.0041)	ND(0.27)
	01/27/14	*ND(0.42)*	ND(0.57)	ND(1)	ND(0.44)	ND(2.2)	ND(0.0032)	ND(0.0049)	ND(0.015)
	04/03/14	*ND(0.39)*	2.3 J	ND(0.95)	ND(0.41)	ND(2)	ND(0.0032)	ND(0.0048)	ND(0.015)
LYMW06 Dup	04/03/14	*ND(0.4)*	ND(0.55)	ND(0.98)	ND(0.42)	ND(2.1)	ND(0.0032)	ND(0.0048)	ND(0.015)
LYMW07	06/04/12	--	ND(0.76)	--	--	--	0.21	0.004	ND(0.26)
LYMW09	01/24/14	*ND(0.4)*	ND(0.55)	ND(0.98)	ND(0.42)	ND(2.1)	0.028 J	ND(0.0047)	0.43
	04/02/14	*ND(0.4)*	ND(0.54)	ND(0.97)	ND(0.42)	ND(2.1)	ND(0.0031)	ND(0.0046)	0.38
LYMW09 Dup	01/24/14	*ND(0.41)*	ND(0.56)	ND(1)	ND(0.43)	ND(2.1)	0.022 J	ND(0.0047)	0.43
	04/02/14	*ND(0.4)*	ND(0.54)	ND(0.96)	ND(0.41)	ND(2.1)	0.025 J	ND(0.0047)	0.41
LYMW10	01/27/14	*ND(0.42)*	0.87 J	ND(1)	1.2 J	ND(2.2)	0.012 J	0.0056 J	0.33
	04/03/14	*ND(0.39)*	ND(0.53)	ND(0.95)	ND(0.41)	ND(2)	0.015 J	**0.018 J**	0.33
LYMW11	01/24/14	*ND(0.4)*	ND(0.55)	ND(0.97)	0.57 J	ND(2.1)	ND(0.0031)	ND(0.0047)	0.24
	04/02/14	*ND(0.4)*	ND(0.55)	ND(0.98)	0.99 J	ND(2.1)	ND(0.0031)	ND(0.0047)	0.15
LYMW12	01/23/14	*ND(0.43)*	ND(0.59)	ND(1)	ND(0.45)	ND(2.2)	ND(0.0033)	ND(0.005)	ND(0.016)
	04/01/14	*ND(0.39)*	ND(0.53)	ND(0.95)	ND(0.41)	ND(2)	ND(0.003)	ND(0.0046)	ND(0.014)
LYMW13	01/27/14	*ND(0.43)*	ND(0.58)	ND(1)	ND(0.45)	ND(2.2)	0.018 J	ND(0.005)	0.11
	04/02/14	*ND(0.43)*	ND(0.59)	ND(1)	ND(0.45)	ND(2.2)	ND(0.003)	ND(0.0045)	0.14
LYMW14	01/24/14	*ND(0.4)*	ND(0.55)	ND(0.98)	ND(0.42)	ND(2.1)	ND(0.0031)	ND(0.0047)	0.024 J
	04/02/14	*ND(0.4)*	ND(0.54)	ND(0.97)	ND(0.42)	ND(2.1)	ND(0.0031)	ND(0.0047)	ND(0.015)
Water Cleanup Levels		0.0773	6	7,290	NA	146	11.7	0.0117	0.58

Notes:
BOLD values exceed Water Cleanup Levels (Tables 5-1A and 5-1B)
Water Cleanup Levels - See VRP Fact Sheet #12, revised 10/30/13
Italicized values - method detection limit (MDL) exceeds one or both Screening Levels
NA = Not Applicable
ND = Not Detected
Dup = Duplicate
µg/L = micrograms per liter
Data Qualifiers:
J – Estimated concentration
UJ – Estimated reporting limit
R – Rejected, data not usable
The method detection limit (MDL) was used as the reporting limit.

TABLE 2-8. HISTORIC, JANUARY AND APRIL 2014 GROUNDWATER QUALITY RESULTS, SEMI-VOLATILES, WYOMING DEPARTMENT OF ENVIRONMENTAL QUALITY, LARAMIE FORMER YTTRIUM PLANT, LARAMIE, WYOMING

Location ID	Date Sampled	1,2-Dichloro- benzene (εg/L)	1,4-Dichloro- benzene (εg/L)	3,3'-Dichloro- benzidine (εg/L)	Diethylphthalate (εg/L)	2,4- Dimethylphenol (εg/L)	Di-n- butylphthalate (εg/L)	2,4-Dinitro toluene (εg/L)	2,6-Dinitrotoluene (εg/L)
Equipment Blank	01/15/14	ND(0.24)	ND(0.33)	*ND(2)*	ND(0.39)	ND(0.59)	ND(1.2)	ND(1.7)	ND(1.9)
	01/28/14	ND(0.23)	ND(0.32)	*ND(2) UJ*	ND(0.38)	ND(0.58)	ND(1.2)	ND(1.6)	ND(1.9)
	04/03/14	ND(0.22)	ND(0.31)	*ND(1.9) UJ*	ND(0.37)	ND(0.56)	ND(1.1)	ND(1.6)	ND(1.8)
Field Blank 1	01/16/14	ND(0.24)	ND(0.33)	*ND(2.1)*	ND(0.39)	ND(0.6)	ND(1.2) UJ	ND(1.7)	ND(1.9)
	01/28/14	ND(0.23)	ND(0.32)	*ND(2) UJ*	ND(0.38)	ND(0.58)	ND(1.2)	ND(1.7)	ND(1.9)
	04/03/14	ND(0.22)	ND(0.3)	*ND(1.9) UJ*	ND(0.36)	ND(0.55)	ND(1.1)	ND(1.6)	ND(1.8)
LYMW01	06/04/12	--	--	--	0.37	--	0.41	--	--
	01/23/14	ND(0.22)	ND(0.31)	*ND(1.9)*	ND(0.36)	ND(0.56)	ND(1.1)	ND(1.6)	ND(1.8)
	04/01/14	ND(0.23)	ND(0.32)	*ND(2) UJ*	ND(0.38)	ND(0.58)	ND(1.2)	ND(1.7)	ND(1.9)
LYMW02	06/04/12	--	--	--	ND(0.28)	--	ND(0.22)	--	--
	01/23/14	ND(0.24)	ND(0.33)	*ND(2.1)*	ND(0.39)	ND(0.6)	ND(1.2)	ND(1.7)	ND(2)
	04/01/14	ND(0.23)	ND(0.32)	*ND(2) UJ*	ND(0.38)	ND(0.58)	ND(1.2)	ND(1.7)	ND(1.9)
LYMW03	06/04/12	--	--	--	ND(0.29)	--	0.23	--	--
	01/23/14	ND(0.23)	ND(0.32)	*ND(2)*	ND(0.38)	ND(0.58)	ND(1.2)	ND(1.7)	ND(1.9)
	04/01/14	ND(0.23)	ND(0.32)	*ND(2) UJ*	ND(0.38)	ND(0.58)	ND(1.2)	ND(1.7)	ND(1.9)
LYMW04	06/04/12	--	--	--	ND(0.28)	--	ND(0.22)	--	--
	01/27/14	ND(0.24)	ND(0.34)	*ND(2.1) UJ*	ND(0.4)	ND(0.61)	ND(1.2)	ND(1.7)	ND(2)
	04/02/14	ND(0.23)	ND(0.32)	*ND(2) UJ*	ND(0.38)	ND(0.58)	ND(1.2)	ND(1.7)	ND(1.9)
LYMW04 Dup	01/27/14	ND(0.25)	ND(0.34)	*ND(2.1) UJ*	ND(0.41)	ND(0.62)	ND(1.2)	ND(1.8)	ND(2)
LYMW05	06/04/12	--	--	--	ND(0.29)	--	ND(0.22)	--	--
	01/24/14	ND(0.23)	ND(0.32)	*ND(2)*	ND(0.38)	ND(0.57)	ND(1.1)	ND(1.6)	ND(1.9)
	04/02/14	ND(0.22)	ND(0.3)	*ND(1.9) UJ*	ND(0.36)	ND(0.55)	ND(1.1)	ND(1.6)	ND(1.8)
LYMW06	06/04/12	--	--	--	ND(0.29)	--	0.27	--	--
	01/27/14	ND(0.23)	ND(0.33)	*ND(2) UJ*	ND(0.39)	ND(0.59)	ND(1.2)	ND(1.7)	ND(1.9)
	04/03/14	ND(0.22)	ND(0.3)	*ND(1.9) UJ*	ND(0.36)	ND(0.55)	ND(1.1)	ND(1.6)	ND(1.8)
LYMW06 Dup	04/03/14	ND(0.23)	ND(0.31)	*ND(2) UJ*	ND(0.37)	ND(0.57)	ND(1.1)	ND(1.6)	ND(1.9)
LYMW07	06/04/12	--	--	--	ND(0.28)	--	0.62	--	--
LYMW09	01/24/14	ND(0.22)	ND(0.31)	*ND(2)*	ND(0.37)	ND(0.57)	ND(1.1)	ND(1.6)	ND(1.8)
	04/02/14	ND(0.22)	ND(0.31)	*ND(1.9) UJ*	ND(0.37)	ND(0.56)	ND(1.1)	ND(1.6)	ND(1.8)
LYMW09 Dup	01/24/14	ND(0.23)	ND(0.32)	*ND(2)*	ND(0.38)	ND(0.58)	ND(1.2)	ND(1.7)	ND(1.9)
	04/02/14	ND(0.22)	ND(0.31)	*ND(1.9) UJ*	ND(0.37)	ND(0.56)	ND(1.1)	ND(1.6)	ND(1.8)
LYMW10	01/27/14	ND(0.24)	ND(0.33)	*ND(2.1) UJ*	ND(0.39)	1 J	ND(1.2)	ND(1.7)	ND(2)
	04/03/14	ND(0.22)	ND(0.3)	*ND(1.9) UJ*	ND(0.36)	1.9 J	ND(1.1)	ND(1.6)	ND(1.8)
LYMW11	01/24/14	ND(0.22)	ND(0.31)	*ND(1.9)*	ND(0.37)	ND(0.56)	ND(1.1)	ND(1.6)	ND(1.8)
	04/02/14	ND(0.23)	ND(0.31)	*ND(2) UJ*	ND(0.37)	ND(0.57)	ND(1.1)	ND(1.6)	ND(1.8)
LYMW12	01/23/14	ND(0.24)	ND(0.34)	*ND(2.1)*	ND(0.4)	ND(0.61)	ND(1.2)	ND(1.7)	ND(2)
	04/01/14	ND(0.22)	ND(0.3)	*ND(1.9) UJ*	ND(0.36)	ND(0.55)	ND(1.1)	ND(1.6)	ND(1.8)
LYMW13	01/27/14	ND(0.24)	ND(0.33)	ND(2.1) R	ND(0.39)	ND(0.6)	ND(1.2)	ND(1.7)	ND(2)
	04/02/14	ND(0.24)	ND(0.33)	*ND(2.1) UJ*	ND(0.4)	ND(0.61)	ND(1.2)	ND(1.7)	ND(2)
LYMW14	01/24/14	ND(0.23)	ND(0.31)	*ND(2)*	ND(0.37)	ND(0.57)	ND(1.1)	ND(1.6)	ND(1.9)
	04/02/14	ND(0.22)	ND(0.31)	ND(1.9) R	ND(0.37)	ND(0.56)	ND(1.1)	ND(1.6)	ND(1.8)
Water Cleanup Levels		600	75	0.189	29,200	729	3,650	72.9	36.5

Notes:
BOLD values exceed Water Cleanup Levels (Tables 5-1A and 5-1B)
Water Cleanup Levels - See VRP Fact Sheet #12, revised 10/30/13
Italicized values - method detection limit (MDL) exceeds one or both Screening Levels
NA = Not Applicable
ND = Not Detected
Dup = Duplicate
µg/L = micrograms per liter
Data Qualifiers:
J – Estimated concentration
UJ – Estimated reporting limit
R – Rejected, data not usable
The method detection limit (MDL) was used as the reporting limit.

TABLE 2-8. HISTORIC, JANUARY AND APRIL 2014 GROUNDWATER QUALITY RESULTS, SEMI-VOLATILES, WYOMING DEPARTMENT OF ENVIRONMENTAL QUALITY, LARAMIE FORMER YTTRIUM PLANT, LARAMIE, WYOMING

Location ID	Date Sampled	Di-n- octylphthalate (εg/L)	Fluoranthene (εg/L)	Fluorene (εg/L)	Hexachlorobutadiene (εg/L)	Hexachloro-cyclopentadiene (εg/L)	Hexachloroethane (εg/L)	Indeno(1,2,3-cd)pyrene (εg/L)	Isophorone (εg/L)
Equipment Blank	01/15/14	ND(0.36)	ND(0.0045)	ND(0.019)	*ND(3.4)*	ND(10)	ND(2.1)	ND(0.015)	ND(0.21)
	01/28/14	ND(0.35)	ND(0.0046)	ND(0.019)	*ND(3.3)*	ND(9.9)	ND(2.1)	ND(0.015)	ND(0.21)
	04/03/14	ND(0.34)	ND(0.0044)	ND(0.018)	*ND(3.2)*	ND(9.6)	ND(2)	ND(0.014)	ND(0.2)
Field Blank 1	01/16/14	ND(0.36) UJ	ND(0.0044)	ND(0.018)	*ND(3.4)*	ND(10)	ND(2.2)	ND(0.014)	ND(0.22)
	01/28/14	ND(0.35)	ND(0.0046)	ND(0.019)	*ND(3.3)*	ND(10)	ND(2.1)	ND(0.015)	ND(0.21)
	04/03/14	ND(0.33)	ND(0.0043)	ND(0.018)	*ND(3.1)*	ND(9.5)	ND(2)	ND(0.014)	ND(0.2)
LYMW01	06/04/12	ND(0.16)	0.028	0.007	--	--	--	ND(0.004)	--
	01/23/14	ND(0.34)	ND(0.0046)	ND(0.019)	*ND(3.2)*	ND(9.6)	ND(2)	ND(0.015)	ND(0.2)
	04/01/14	ND(0.35)	ND(0.0045)	ND(0.019)	*ND(3.3)*	ND(10)	ND(2.1)	ND(0.015)	ND(0.21)
LYMW02	06/04/12	ND(0.16)	ND(0.003)	ND(0.002)	--	--	--	ND(0.005)	--
	01/23/14	ND(0.36)	ND(0.0047)	ND(0.019)	*ND(3.4)*	ND(10)	ND(2.2)	ND(0.015)	ND(0.22)
	04/01/14	ND(0.35)	ND(0.0043)	ND(0.018)	*ND(3.3)*	ND(10)	ND(2.1)	ND(0.014)	ND(0.21)
LYMW03	06/04/12	ND(0.16)	0.056	0.67	--	--	--	0.013	--
	01/23/14	ND(0.35)	0.013 J	0.15	*ND(3.3)*	ND(10)	ND(2.1)	ND(0.015)	ND(0.21)
	04/01/14	ND(0.35)	ND(0.0045)	ND(0.019)	*ND(3.3)*	ND(9.9)	ND(2.1)	ND(0.015)	ND(0.21)
LYMW04	06/04/12	0.61	0.015	3.2	--	--	--	ND(0.004)	--
	01/27/14	ND(0.37)	0.0049 J	0.53	*ND(3.5)*	ND(11)	ND(2.2)	ND(0.016)	ND(0.22)
	04/02/14	ND(0.35)	ND(0.0046)	0.42	*ND(3.3)*	ND(10)	ND(2.1)	ND(0.015)	ND(0.21)
LYMW04 Dup	01/27/14	ND(0.37)	ND(0.0048)	0.44	*ND(3.5)*	ND(11)	ND(2.2)	ND(0.016)	ND(0.22)
LYMW05	06/04/12	ND(0.16)	ND(0.0031)	ND(0.002)	--	--	--	ND(0.0041)	--
	01/24/14	ND(0.35)	ND(0.0045)	ND(0.019)	*ND(3.3)*	ND(9.9)	ND(2.1)	ND(0.015)	ND(0.21)
	04/02/14	ND(0.33)	ND(0.0043)	ND(0.018)	*ND(3.1)*	ND(9.5)	ND(2)	ND(0.014)	ND(0.2)
LYMW06	06/04/12	ND(0.16)	ND(0.0031)	0.036	--	--	--	ND(0.0041)	--
	01/27/14	ND(0.36)	ND(0.0046)	ND(0.019)	*ND(3.4)*	ND(10)	ND(2.1)	ND(0.015)	ND(0.21)
	04/03/14	ND(0.33)	ND(0.0045)	ND(0.019)	*ND(3.1)*	ND(9.5)	ND(2)	ND(0.015)	ND(0.2)
LYMW06 Dup	04/03/14	ND(0.34)	ND(0.0045)	ND(0.019)	*ND(3.2)*	ND(9.8)	ND(2.1)	ND(0.015)	ND(0.21)
LYMW07	06/04/12	ND(0.16)	0.072	0.63	--	--	--	0.013	--
LYMW09	01/24/14	ND(0.34)	0.076 U	1.6	*ND(3.2)*	ND(9.8)	ND(2.1)	ND(0.014)	ND(0.21)
	04/02/14	ND(0.34)	0.068 J	1.3	*ND(3.2)*	ND(9.7)	ND(2)	ND(0.014)	ND(0.2)
LYMW09 Dup	01/24/14	ND(0.35)	0.044 U	1.4	*ND(3.3)*	ND(10)	ND(2.1)	ND(0.014)	ND(0.21)
	04/02/14	ND(0.34)	0.054 J	1.4	*ND(3.2)*	ND(9.6)	ND(2)	ND(0.014)	ND(0.2)
LYMW10	01/27/14	ND(0.36)	0.026 J	0.95	*ND(3.4)*	ND(10)	ND(2.2)	ND(0.015)	ND(0.22)
	04/03/14	ND(0.33)	ND(0.0045)	0.9	*ND(3.1)*	ND(9.5)	ND(2)	ND(0.015)	ND(0.2)
LYMW11	01/24/14	ND(0.34)	0.04 U	0.94	*ND(3.2)*	ND(9.7)	ND(2)	ND(0.014)	ND(0.2)
	04/02/14	ND(0.34)	ND(0.0044)	0.57	*ND(3.2)*	ND(9.8)	ND(2.1)	ND(0.014)	ND(0.21)
LYMW12	01/23/14	ND(0.37)	ND(0.0047)	ND(0.02)	*ND(3.5)*	ND(10)	ND(2.2)	ND(0.015)	ND(0.22)
	04/01/14	ND(0.33)	ND(0.0043)	ND(0.018)	*ND(3.1)*	ND(9.5)	ND(2)	ND(0.014)	ND(0.2)
LYMW13	01/27/14	ND(0.36)	0.048 J	0.45	*ND(3.4)*	ND(10)	ND(2.2)	ND(0.015)	ND(0.22)
	04/02/14	ND(0.37)	ND(0.0043)	0.55	*ND(3.5)*	ND(10)	ND(2.2)	ND(0.014)	ND(0.22)
LYMW14	01/24/14	ND(0.34)	0.0057 U	0.16	*ND(3.2)*	ND(9.8)	ND(2.1)	ND(0.014)	ND(0.21)
	04/02/14	ND(0.34)	ND(0.0044)	0.021 J	*ND(3.2)*	ND(9.7)	ND(2)	ND(0.014)	ND(0.2)
Water Cleanup Levels		16	1,460	1,460	1.09	50	6.08	0.117	89.5

Notes:
BOLD values exceed Water Cleanup Levels (Tables 5-1A and 5-1B)
Water Cleanup Levels - See VRP Fact Sheet #12, revised 10/30/13
Italicized values - method detection limit (MDL) exceeds one or both Screening Levels
NA = Not Applicable
ND = Not Detected
Dup = Duplicate
µg/L = micrograms per liter
Data Qualifiers:
J – Estimated concentration
UJ – Estimated reporting limit
R – Rejected, data not usable
The method detection limit (MDL) was used as the reporting limit.

TABLE 2-8. HISTORIC, JANUARY AND APRIL 2014 GROUNDWATER QUALITY RESULTS, SEMI-VOLATILES, WYOMING DEPARTMENT OF ENVIRONMENTAL QUALITY, LARAMIE FORMER YTTRIUM PLANT, LARAMIE, WYOMING

Location ID	Date Sampled	1-Methylnaphthalene (εg/L)	2-Methylnaphthalene (εg/L)	2-Methylphenol (εg/L)	3-Methylphenol (εg/L)	4-Methylphenol (εg/L)	Naphthalene (εg/L)	Nitrobenzene (εg/L)	N-Nitrosodi-n-propylamine (εg/L)
Equipment Blank	01/15/14	ND(0.0056)	ND(0.0051)	ND(1)	ND(0.26)	ND(0.26)	ND(0.0053)	ND(0.83)	*ND(0.36)*
	01/28/14	ND(0.0057)	ND(0.0052)	ND(0.97)	ND(0.25)	ND(0.25)	ND(0.0054)	ND(0.8)	*ND(0.35)*
	04/03/14	ND(0.0055)	ND(0.005)	ND(0.94)	ND(0.24)	ND(0.24)	ND(0.0052)	ND(0.78)	*ND(0.34)*
Field Blank 1	01/16/14	ND(0.0055)	ND(0.005)	ND(1)	ND(0.26)	ND(0.26)	ND(0.0052)	ND(0.83)	*ND(0.36)*
	01/28/14	ND(0.0057)	ND(0.0052)	ND(0.99)	ND(0.25)	ND(0.25)	ND(0.0054)	ND(0.81)	*ND(0.35)*
	04/03/14	ND(0.0054)	ND(0.0049)	ND(0.93)	ND(0.24)	ND(0.24)	ND(0.0051)	ND(0.77)	*ND(0.33)*
LYMW01	06/04/12	ND(0.003)	ND(0.003)	--	--	--	ND(0.003)	--	--
	01/23/14	ND(0.0057)	ND(0.0052)	ND(0.94)	ND(0.24)	ND(0.24)	ND(0.0054)	ND(0.78)	*ND(0.34)*
	04/01/14	ND(0.0057)	ND(0.0052)	ND(0.98)	ND(0.25)	ND(0.25)	ND(0.0053)	ND(0.81)	*ND(0.35)*
LYMW02	06/04/12	ND(0.003)	ND(0.003)	--	--	--	ND(0.003)	--	--
	01/23/14	ND(0.0058)	ND(0.0053)	ND(1)	ND(0.26)	ND(0.26)	ND(0.0055)	ND(0.84)	*ND(0.36)*
	04/01/14	ND(0.0054)	ND(0.0049)	ND(0.98)	ND(0.25)	ND(0.25)	ND(0.0051)	ND(0.81)	*ND(0.35)*
LYMW03	06/04/12	0.09	0.089	--	--	--	0.17	--	--
	01/23/14	0.064 J	0.026 J	ND(0.99)	ND(0.25)	ND(0.25)	0.16	ND(0.82)	*ND(0.35)*
	04/01/14	ND(0.0057)	ND(0.0051)	ND(0.97)	ND(0.25)	ND(0.25)	ND(0.0053)	ND(0.81)	*ND(0.35)*
LYMW04	06/04/12	**36**	1.6	--	--	--	3.6	--	--
	01/27/14	**3**	0.049 J	ND(1)	0.47 J	0.47 J	0.45	ND(0.85)	*ND(0.37)*
	04/02/14	**3.8 J**	ND(0.0052)	ND(0.98)	0.34 J	0.34 J	0.73 J	ND(0.81)	*ND(0.35)*
LYMW04 Dup	01/27/14	**2.5**	ND(0.0055)	ND(1)	0.63 J	0.63 J	0.47	ND(0.87)	*ND(0.37)*
LYMW05	06/04/12	ND(0.0031)	ND(0.0031)	--	--	--	ND(0.0031)	--	--
	01/24/14	ND(0.0056)	ND(0.0051)	ND(0.97)	ND(0.25)	ND(0.25)	ND(0.0053)	ND(0.8)	*ND(0.35)*
	04/02/14	ND(0.0054)	ND(0.0049)	ND(0.93)	ND(0.24)	ND(0.24)	ND(0.0051)	ND(0.77)	*ND(0.33)*
LYMW06	06/04/12	0.05	0.039	--	--	--	0.23	--	--
	01/27/14	ND(0.0057)	ND(0.0052)	ND(1)	ND(0.25)	ND(0.25)	0.086 J	ND(0.83)	*ND(0.36)*
	04/03/14	ND(0.0057)	ND(0.0052)	ND(0.93)	ND(0.24)	ND(0.24)	ND(0.0053)	ND(0.77)	*ND(0.33)*
LYMW06 Dup	04/03/14	ND(0.0057)	ND(0.0052)	ND(0.96)	ND(0.24)	ND(0.24)	ND(0.0053)	ND(0.79)	*ND(0.34)*
LYMW07	06/04/12	0.92	0.1	--	--	--	0.18	--	--
LYMW09	01/24/14	0.28	0.072 J	ND(0.96)	ND(0.24)	ND(0.24)	0.85	ND(0.79)	*ND(0.34)*
	04/02/14	0.25	ND(0.0049)	ND(0.95)	ND(0.24)	ND(0.24)	1.1	ND(0.79)	*ND(0.34)*
LYMW09 Dup	01/24/14	0.28	0.075 J	ND(0.98)	ND(0.25)	ND(0.25)	0.87	ND(0.81)	*ND(0.35)*
	04/02/14	0.27	ND(0.005)	ND(0.95)	ND(0.24)	ND(0.24)	1.3	ND(0.78)	*ND(0.34)*
LYMW10	01/27/14	**4**	0.31	ND(1)	ND(0.26)	ND(0.26)	1.2	ND(0.84)	*ND(0.36)*
	04/03/14	**2.5 J**	ND(0.0052)	ND(0.93)	ND(0.24)	ND(0.24)	ND(0.0053)	ND(0.77)	*ND(0.33)*
LYMW11	01/24/14	**3.2**	0.074 J	ND(0.95)	ND(0.24)	ND(0.24)	0.47	ND(0.79)	*ND(0.34)*
	04/02/14	**2.3**	ND(0.005)	ND(0.96)	ND(0.24)	ND(0.24)	0.21	ND(0.79)	*ND(0.34)*
LYMW12	01/23/14	0.04 J	0.057 J	ND(1)	ND(0.26)	ND(0.26)	0.023 J	ND(0.85)	*ND(0.37)*
	04/01/14	ND(0.0054)	ND(0.0049)	ND(0.93)	ND(0.24)	ND(0.24)	ND(0.0051)	ND(0.77)	*ND(0.33)*
LYMW13	01/27/14	0.095 J	0.036 J	ND(1)	ND(0.26)	ND(0.26)	0.65	ND(0.84)	*ND(0.36)*
	04/02/14	ND(0.0053)	ND(0.0049)	ND(1)	ND(0.26)	ND(0.26)	0.76	ND(0.85)	*ND(0.37)*
LYMW14	01/24/14	0.12	0.051 J	ND(0.96)	ND(0.24)	ND(0.24)	0.25	ND(0.79)	*ND(0.34)*
	04/02/14	ND(0.0055)	ND(0.005)	ND(0.95)	ND(0.24)	ND(0.24)	ND(0.0052)	ND(0.78)	*ND(0.34)*
Water Cleanup Levels		0.97	146	1,820	1,820	182	729	72.9	0.0122

Notes:
BOLD values exceed Water Cleanup Levels (Tables 5-1A and 5-1B)
Water Cleanup Levels - See VRP Fact Sheet #12, revised 10/30/13
Italicized values - method detection limit (MDL) exceeds one or both Screening Levels
NA = Not Applicable
ND = Not Detected
Dup = Duplicate
µg/L = micrograms per liter
Data Qualifiers:
J – Estimated concentration
UJ – Estimated reporting limit
R – Rejected, data not usable
The method detection limit (MDL) was used as the reporting limit.

TABLE 2-8. HISTORIC, JANUARY AND APRIL 2014 GROUNDWATER QUALITY RESULTS, SEMI-VOLATILES, WYOMING DEPARTMENT OF ENVIRONMENTAL QUALITY, LARAMIE FORMER YTTRIUM PLANT, LARAMIE, WYOMING

Location ID	Date Sampled	N-Nitroso-diphenylamine (εg/L)	Phenanthrene (εg/L)	Phenol (εg/L)	Pyrene (εg/L)	Pyridine (εg/L)	1,2,4- Trichlorobenzene (εg/L)
Equipment Blank	01/15/14	ND(0.45)	ND(0.0096)	ND(2)	ND(0.008)	ND(1.7)	ND(0.29)
	01/28/14	ND(0.44)	ND(0.0099)	ND(2)	ND(0.0082)	ND(1.7)	ND(0.28)
	04/03/14	ND(0.42)	ND(0.0094)	ND(1.9)	ND(0.0078)	ND(1.6)	ND(0.27)
Field Blank 1	01/16/14	ND(0.45)	ND(0.0094)	ND(2.1)	ND(0.0078)	ND(1.8)	ND(0.29)
	01/28/14	ND(0.44)	ND(0.0098)	ND(2)	ND(0.0081)	ND(1.7)	ND(0.28)
	04/03/14	ND(0.42)	ND(0.0093)	ND(1.9)	ND(0.0077)	ND(1.6)	ND(0.27)
LYMW01	06/04/12	--	0.007	--	0.45	--	--
	01/23/14	ND(0.42)	ND(0.0099)	ND(1.9)	ND(0.0082)	ND(1.6)	ND(0.27)
	04/01/14	ND(0.44)	ND(0.0098)	ND(2)	ND(0.0081)	ND(1.7)	ND(0.28)
LYMW02	06/04/12	--	ND(0.003)	--	ND(0.003)	--	--
	01/23/14	ND(0.46)	ND(0.01)	ND(2.1)	ND(0.0083)	ND(1.8)	ND(0.29)
	04/01/14	ND(0.44)	ND(0.0093)	ND(2)	ND(0.0077)	ND(1.7)	ND(0.28)
LYMW03	06/04/12	--	ND(0.0031)	--	1	--	--
	01/23/14	ND(0.44)	ND(0.0097)	ND(2)	0.045 J	ND(1.7)	ND(0.28)
	04/01/14	ND(0.44)	ND(0.0097)	ND(2)	0.036 J	ND(1.7)	ND(0.28)
LYMW04	06/04/12	--	2.3	--	0.22	--	--
	01/27/14	ND(0.46)	0.1 J	ND(2.1)	0.016 J	ND(1.8)	ND(0.29)
	04/02/14	ND(0.44)	0.047 J	ND(2)	ND(0.0082)	ND(1.7)	ND(0.28)
LYMW04 Dup	01/27/14	ND(0.47)	0.098 J	ND(2.1)	0.014 J	ND(1.8)	ND(0.3)
LYMW05	06/04/12	--	ND(0.0031)	--	ND(0.0031)	--	--
	01/24/14	ND(0.43)	ND(0.0097)	ND(2)	ND(0.008)	ND(1.7)	ND(0.28)
	04/02/14	ND(0.42)	ND(0.0093)	ND(1.9)	ND(0.0077)	ND(1.6)	ND(0.27)
LYMW06	06/04/12	--	ND(0.0031)	--	0.019	--	--
	01/27/14	ND(0.45)	ND(0.0098)	ND(2)	ND(0.0081)	ND(1.7)	ND(0.29)
	04/03/14	ND(0.42)	ND(0.0098)	ND(1.9)	ND(0.0081)	ND(1.6)	ND(0.27)
LYMW06 Dup	04/03/14	ND(0.43)	ND(0.0098)	ND(2)	0.0082 J	ND(1.7)	ND(0.27)
LYMW07	06/04/12	--	ND(0.0031)	--	1	--	--
LYMW09	01/24/14	ND(0.43)	0.68	ND(2)	0.28 JB	ND(1.7)	ND(0.27)
	04/02/14	ND(0.43)	0.38	ND(1.9)	0.31	ND(1.6)	ND(0.27)
LYMW09 Dup	01/24/14	ND(0.44)	0.75	ND(2)	0.3	ND(1.7)	ND(0.28)
	04/02/14	ND(0.42)	0.5	ND(1.9)	0.3	ND(1.6)	ND(0.27)
LYMW10	01/27/14	ND(0.45)	0.42	ND(2.1)	0.023 J	ND(1.8)	ND(0.29)
	04/03/14	ND(0.42)	0.35	ND(1.9)	0.019 J	ND(1.6)	ND(0.27)
LYMW11	01/24/14	ND(0.43)	0.65	ND(1.9)	0.088 U	ND(1.7)	ND(0.27)
	04/02/14	ND(0.43)	0.2	ND(2)	ND(0.0079)	ND(1.7)	ND(0.27)
LYMW12	01/23/14	ND(0.46)	0.058 J	ND(2.1)	ND(0.0084)	ND(1.8)	ND(0.29)
	04/01/14	ND(0.42)	0.012 J	ND(1.9)	ND(0.0077)	ND(1.6)	ND(0.27)
LYMW13	01/27/14	ND(0.46)	0.074 J	ND(2.1)	0.34	ND(1.8)	ND(0.29)
	04/02/14	ND(0.46)	ND(0.0092)	ND(2.1)	0.24	ND(1.8)	ND(0.29)
LYMW14	01/24/14	ND(0.43)	0.2	ND(2)	0.014 U	ND(1.7)	ND(0.27)
	04/02/14	ND(0.43)	0.072 J	ND(1.9)	ND(0.0078)	ND(1.6)	ND(0.27)
Water Cleanup Levels		17.4	NA	10,900	1,090	36.5	70

Notes:
BOLD values exceed Water Cleanup Levels (Tables 5-1A and 5-1B)
Water Cleanup Levels - See VRP Fact Sheet #12, revised 10/30/13
Italicized values - method detection limit (MDL) exceeds one or both Screening Levels
NA = Not Applicable
ND = Not Detected
Dup = Duplicate
µg/L = micrograms per liter
Data Qualifiers:
J – Estimated concentration
UJ – Estimated reporting limit
R – Rejected, data not usable
The method detection limit (MDL) was used as the reporting limit.

TABLE 2-9. HISTORIC, JANUARY AND APRIL 2014 GROUNDWATER QUALITY RESULTS, TOTAL PETROLEUM HYDROCARBONS, WYOMING DEPARTMENT OF ENVIRONMENTAL QUALITY, LARAMIE FORMER YTTRIUM PLANT, LARAMIE, WYOMING

Location ID	Date Sampled	Diesel Range Organics (mg/L)	Gasoline Range Organics (εg/L)
Equipment Blank	01/15/14	ND(0.034)	ND(10)
LYMW01	06/04/12	0.46	ND(30)
LYMW01	01/23/14	0.063 J	ND(10)
LYMW01	04/01/14	0.068 J	14 J
LYMW02	06/04/12	ND(0.044)	ND(30)
LYMW02	01/23/14	ND(0.033)	ND(10)
LYMW02	04/01/14	0.058 J	11 J
LYMW03	06/04/12	**2.4**	84
LYMW03	01/23/14	1	70
LYMW03	04/01/14	**1.7**	120
LYMW04	06/04/12	**3.3**	560
LYMW04	01/27/14	**2**	150
LYMW04	04/02/14	**1.5**	180
LYMW04 Dup	01/27/14	**2.1**	160
LYMW05	06/04/12	ND(0.046)	ND(30)
LYMW05	01/24/14	0.059 J	ND(10)
LYMW05	04/02/14	0.044 J	13 J
LYMW06	06/04/12	**1.7**	79
LYMW06	01/27/14	**1.4**	38
LYMW06	04/03/14	0.98	46
LYMW06 Dup	04/03/14	1.1	44
LYMW07	06/04/12	**5.6**	89
LYMW09	01/24/14	**2.5**	180
LYMW09	04/02/14	**2.5**	220
LYMW09 Dup	01/24/14	**2.6**	160
LYMW09 Dup	04/02/14	**2.6**	260
LYMW10	01/27/14	**2.9**	790 J
LYMW10	04/03/14	**2.7**	730
LYMW11	01/24/14	**1.8**	150
Water Cleanup Levels		1.1	7,300

Notes:
BOLD values exceed Water Cleanup Levels (Tables 5-1A and 5-1B)
Water Cleanup Levels - See VRP Fact Sheet #12, revised 10/30/13
Dup = Duplicate
µg/L = micrograms per liter
NA = Not Applicable
ND = Not Detected
Data Qualifiers:
J – Estimated concentration
The method detection limit (MDL) was used as the reporting limit.

TABLE 2-9. HISTORIC, JANUARY AND APRIL 2014 GROUNDWATER QUALITY RESULTS, TOTAL PETROLEUM HYDROCARBONS, WYOMING DEPARTMENT OF ENVIRONMENTAL QUALITY, LARAMIE FORMER YTTRIUM PLANT, LARAMIE, WYOMING

Location ID	Date Sampled	Diesel Range Organics (mg/L)	Gasoline Range Organics (εg/L)
LYMW11	04/02/14	**2**	240
LYMW12	01/23/14	0.27	43
LYMW12	04/01/14	0.18 J	ND(10)
LYMW13	01/27/14	0.63	72
LYMW13	04/02/14	0.62	110
LYMW14	01/24/14	1.1	53
LYMW14	04/02/14	**1.2**	100
Trip Blank	01/23/14	--	ND(10)
Trip Blank	01/24/14	--	ND(10)
Trip Blank	01/27/14	--	ND(10)
Trip Blank	04/01/14	--	ND(10)
Trip Blank	04/02/14	--	ND(10)
Trip Blank	04/02/14	--	ND(10)
Trip Blank	04/03/14	--	ND(10)
YPGW01	10/17/11	0.00019	ND(25)
YPGW02	10/17/11	ND(0.00026)	ND(25)
YPGW03	10/17/11	0.00082	84
YPGW04	10/18/11	0.00036	52
YPGW05	10/18/11	0.0037	880
YPGW06	10/18/11	0.0045	170
YPGW07	10/17/11	0.00073	80
YPGW08	10/19/11	ND(0.00025)	17
YPGW09	10/19/11	ND(0.00024)	17
YPGW10	10/19/11	0.0049	740
YPGW11	10/18/11	0.0045	900
YPGW12	10/19/11	ND(0.00026)	10
YPGW13	10/18/11	ND(0.00026)	13
YPGW14	10/18/11	0.0017	220
YPGW15	10/18/11	0.00021	18
Water Cleanup Levels		1.1	7,300

Notes:
BOLD values exceed Water Cleanup Levels (Tables 5-1A and 5-1B)
Water Cleanup Levels - See VRP Fact Sheet #12, revised 10/30/13
Dup = Duplicate
µg/L = micrograms per liter
NA = Not Applicable
ND = Not Detected
Data Qualifiers:
J – Estimated concentration
The method detection limit (MDL) was used as the reporting limit.

TABLE 2-9. HISTORIC, JANUARY AND APRIL 2014 GROUNDWATER QUALITY RESULTS, TOTAL PETROLEUM HYDROCARBONS, WYOMING DEPARTMENT OF ENVIRONMENTAL QUALITY, LARAMIE FORMER YTTRIUM PLANT, LARAMIE, WYOMING

Location ID	Date Sampled	Diesel Range Organics (mg/L)	Gasoline Range Organics (εg/L)
YPGW16	10/18/11	0.002	120
YPGW17	10/21/11	0.004	710
Water Cleanup Levels		1.1	7,300

Notes:
BOLD values exceed Water Cleanup Levels (Tables 5-1A and 5-1B)
Water Cleanup Levels - See VRP Fact Sheet #12, revised 10/30/13
Dup = Duplicate
µg/L = micrograms per liter
NA = Not Applicable
ND = Not Detected
Data Qualifiers:
J – Estimated concentration
The method detection limit (MDL) was used as the reporting limit.

TABLE 2-10. HISTORIC, JANUARY AND APRIL 2014 GROUNDWATER QUALITY RESULTS, METALS,
WYOMING DEPARTMENT OF ENVIRONMENTAL QUALITY, LARAMIE FORMER YTTRIUM PLANT, LARAMIE, WYOMING

Location ID	Date Sampled	Aluminum, Dissolved (εg/L)	Aluminum, Total (εg/L)	Antimony, Dissolved (εg/L)	Antimony, Total (εg/L)	Arsenic, Dissolved (εg/L)	Arsenic, Total (εg/L)	Barium, Dissolved (εg/L)	Barium, Total (εg/L)
Equipment Blank	01/15/14	ND(18)	ND(18) UJ	0.44J/ND(2)U*	0.5J/ND(2)U*	ND(0.33)	ND(0.33)	ND(0.29)	ND(0.29)
LYMW01	06/04/12	--	5090	--	--	--	ND(4)	--	64
	01/23/14	ND(18)	ND(18)	ND(0.4)	1.5J/ND(2)U*	ND(0.33)	0.36 J	22	22
	04/01/14	ND(18)	25 J	ND(0.4)	ND(0.4)	ND(0.33)	0.36 J	18	18
LYMW02	06/04/12	--	21000	--	--	--	9.3	--	359
	01/23/14	ND(18)	ND(18)	0.57J/ND(2)U*	0.46J/ND(2)U*	ND(0.33)	ND(0.33)	28	27
	04/01/14	ND(18)	27 J	ND(0.4)	ND(0.4)	ND(0.33)	ND(0.33)	28	28
LYMW03	06/04/12	--	10600	--	--	--	8.9	--	99.4
	01/23/14	ND(18)	26 J	ND(0.4)	ND(0.4)	0.78 J	1.4 J	32	39
	04/01/14	ND(18)	ND(18)	ND(0.4)	ND(0.4)	0.74 J	1.7 J	30	37
LYMW04	06/04/12	--	11600	--	--	--	4.8	--	149
	01/27/14	ND(18)	ND(18)	0.51J/ND(2)U*	ND(0.4)	ND(0.33)	ND(0.33)	23	27
	04/02/14	ND(18)	ND(18)	ND(0.4)	ND(0.4)	ND(0.33)	ND(0.33)	23	25
LYMW04 Dup	01/27/14	ND(18)	ND(18)	ND(0.4)	ND(0.4)	ND(0.33)	ND(0.33)	24	27
LYMW05	06/04/12	--	8830	--	--	--	7.8	--	106
	01/24/14	ND(18)	ND(18)	ND(0.4)	ND(0.4)	1 J	1.4 J	26	26
	04/02/14	ND(18)	140	ND(0.4)	ND(0.4)	0.6 J	7.3	23	36
LYMW06	06/04/12	--	5010	--	--	--	ND(4)	--	107
	01/27/14	ND(18)	ND(18)	ND(0.4)	ND(0.4)	ND(0.33)	ND(0.33)	44	51
	04/03/14	ND(18)	ND(18)	0.65 J	0.76 J	ND(0.33)	ND(0.33)	38	42
LYMW06 Dup	04/03/14	ND(18)	ND(18)	ND(0.4)	ND(0.4)	ND(0.33)	ND(0.33)	37	43
LYMW07	06/04/12	--	21800	--	--	--	**21.4**	--	300
LYMW09	01/24/14	ND(18)	ND(18)	ND(0.4)	ND(0.4)	ND(0.33)	0.4 J	47	48
	04/02/14	ND(18)	ND(18)	0.65 J	0.61 J	0.37 J	ND(0.33)	33	34
LYMW09 Dup	01/24/14	ND(18)	ND(18)	ND(0.4)	ND(0.4)	0.35 J	0.4 J	46	50
	04/02/14	ND(18)	ND(18)	ND(0.4)	ND(0.4)	0.34 J	0.53 J	32	34
LYMW10	01/27/14	ND(18)	69 J	ND(0.4)	ND(0.4)	0.59 J	0.67 J	220	210
	04/03/14	ND(18)	240	ND(0.4)	ND(0.4)	ND(0.33)	0.48 J	190	190
LYMW11	01/24/14	ND(18)	32 J	0.55 J	0.53J/ND(2)U*	ND(0.33)	0.44 J	69	81
	04/02/14	ND(18)	ND(18)	ND(0.4)	ND(0.4)	0.38 J	0.56 J	62	68
LYMW12	01/23/14	ND(18)	150	ND(0.4)	ND(0.4)	ND(0.33)	ND(0.33)	28	31
	04/01/14	ND(18)	56 J	ND(0.4)	ND(0.4)	ND(0.33)	ND(0.33)	19	22
LYMW13	01/27/14	ND(18)	25 J	0.57J/ND(2)U*	0.96 J	0.4 J	0.81 J	48	52
	04/02/14	ND(18)	ND(18)	ND(0.4)	ND(0.4)	0.52 J	0.57 J	34	35
LYMW14	01/24/14	ND(18)	76 J	ND(0.4)	1.5J/ND(2)U*	ND(0.33)	0.51 J	51	63
	04/02/14	ND(18)	26 J	ND(0.4)	ND(0.4)	ND(0.33)	0.42 J	40	49
YPGW01	10/17/11	--	372	--	--	--	ND(10)	--	33.2
YPGW02	10/17/11	--	1560	--	--	--	ND(10)	--	47.1
YPGW03	10/17/11	--	57.9	--	--	--	ND(10)	--	50.5
YPGW04	10/18/11	--	162	--	--	--	ND(10)	--	37.3
YPGW05	10/18/11	--	290	--	--	--	ND(10)	--	166
YPGW06	10/18/11	--	8860	--	--	--	5.9	--	129
YPGW07	10/17/11	--	445	--	--	--	ND(10)	--	46.6
Water Cleanup Levels		NA	36,500	NA	6	NA	10	NA	2,000

Notes:
BOLD values exceed Water Cleanup Levels (Table 5-1A and 5-1B)
Water Cleanup Levels - See VRP Fact Sheet #12, revised 10/30/13
Italicized values - method detection limit (MDL) exceeds one or both Screening Levels
NA = Not Applicable
ND = Not Detected
Dup = Duplicate
µg/L = micrograms per liter
Data Qualifiers:
J – Estimated concentration
UJ – Estimated reporting limit
U – Evaluated to be undetected at the reporting limit
* - The first result represents the laboratory reported concentration. The second result was evaluated to be undetected at the reported concentration by the data validator. The result was determined to be a false positive.
The method detection limit (MDL) was used as the reporting limit.

TABLE 2-10. HISTORIC, JANUARY AND APRIL 2014 GROUNDWATER QUALITY RESULTS, METALS,
WYOMING DEPARTMENT OF ENVIRONMENTAL QUALITY, LARAMIE FORMER YTTRIUM PLANT, LARAMIE, WYOMING

Location ID	Date Sampled	Beryllium, Dissolved (εg/L)	Beryllium, Total (εg/L)	Boron, Dissolved (εg/L)	Boron, Total (εg/L)	Cadmium, Dissolved (εg/L)	Cadmium, Total (εg/L)	Calcium, Dissolved (εg/L)	Calcium, Total (εg/L)
Equipment Blank	01/15/14	ND(0.08)	ND(0.08)	5.5 J	ND(4.4)	ND(0.1)	ND(0.1)	ND(35)	*ND(35)*
LYMW01	06/04/12	--	0.26	--	--	--	ND(0.3)	--	**294000**
	01/23/14	ND(0.4)	0.1 J	1800	**1800**	0.22 J	0.15 J	260000	**260000**
	04/01/14	0.08J/ND(1)U*	ND(0.08)	1900	**1800**	0.19 J	0.19 J	240000	**240000**
LYMW02	06/04/12	--	2.7	--	--	--	1.3	--	**232000**
	01/23/14	0.45J/ND(5)U*	ND(0.08)	1300	**1300**	0.16 J	0.19 J	180000	**170000**
	04/01/14	ND(0.08)	ND(0.08)	1300	**1300**	0.19 J	0.12 J	170000	**180000**
LYMW03	06/04/12	--	1.6	--	--	--	1.1	--	**304000**
	01/23/14	ND(0.4)	ND(0.08)	2300	**2300**	ND(0.1)	ND(0.1)	280000	**280000**
	04/01/14	ND(0.08)	ND(0.08)	2400	**2300**	ND(0.1)	ND(0.1)	270000	**270000**
LYMW04	06/04/12	--	0.8	--	--	--	ND(0.3)	--	**239000**
	01/27/14	ND(0.08)	ND(0.08)	1900 J	**1800**	ND(0.1)	ND(0.1)	270000 J	**270000**
	04/02/14	ND(0.08)	ND(0.08)	1800	**1900**	ND(0.1)	ND(0.1)	260000	**280000**
LYMW04 Dup	01/27/14	ND(0.08)	ND(0.08)	1800 J	**1800**	ND(0.1)	ND(0.1)	260000 J	**270000**
LYMW05	06/04/12	--	1.7	--	--	--	1.6	--	**346000**
	01/24/14	ND(0.08)	ND(0.08)	2300	**2300**	ND(0.1)	ND(0.1)	240000	**250000**
	04/02/14	ND(0.08)	0.13 J	2500	**2400**	ND(0.1)	ND(0.1)	250000	**250000**
LYMW06	06/04/12	--	0.56	--	--	--	0.41	--	**294000**
	01/27/14	ND(0.08)	ND(0.08)	2000 J	**2000**	ND(0.1)	ND(0.1)	290000 J	**290000**
	04/03/14	ND(0.08)	ND(0.08)	1900	**2000**	ND(0.1)	ND(0.1)	290000	**300000**
LYMW06 Dup	04/03/14	ND(0.08)	ND(0.08)	2000	**2000**	ND(0.1)	ND(0.1)	290000	**300000**
LYMW07	06/04/12	--	1.3	--	--	--	1.5	--	**285000**
LYMW09	01/24/14	ND(0.08)	ND(0.08)	2900	**2800**	ND(0.1)	ND(0.1)	280000	**280000**
	04/02/14	ND(0.08)	ND(0.08)	2900	**2900**	ND(0.1)	ND(0.1)	270000	**270000**
LYMW09 Dup	01/24/14	ND(0.08)	ND(0.08)	2900	**2900**	ND(0.1)	ND(0.1)	280000	**280000**
	04/02/14	0.1J/ND(1)U*	ND(0.08)	2900	**3000**	ND(0.1)	ND(0.1)	270000	**280000**
LYMW10	01/27/14	ND(0.08)	ND(0.08)	1800 J	**1700**	ND(0.1)	ND(0.1)	330000 J	**330000**
	04/03/14	ND(0.08)	ND(0.08)	1900	**2000**	ND(0.1)	ND(0.1)	350000	**360000**
LYMW11	01/24/14	ND(0.08)	ND(0.08)	2500	**2500**	ND(0.1)	ND(0.1)	320000	**340000**
	04/02/14	ND(0.08)	ND(0.08)	2400	**2300**	ND(0.1)	ND(0.1)	310000	**310000**
LYMW12	01/23/14	ND(0.4)	ND(0.08)	1900	**1800**	ND(0.1)	ND(0.1)	260000	**260000**
	04/01/14	ND(0.08)	ND(0.08)	1900	**2000**	ND(0.1)	ND(0.1)	250000	**260000**
LYMW13	01/27/14	ND(0.4)	ND(0.08)	1800 J	**1700**	ND(0.1)	ND(0.1)	290000 J	**270000**
	04/02/14	ND(0.08)	ND(0.08)	1900	**1800**	ND(0.1)	ND(0.1)	290000	**290000**
LYMW14	01/24/14	ND(0.08)	0.16 J	2600	**2500**	ND(0.1)	ND(0.1)	310000	**310000**
	04/02/14	ND(0.08)	ND(0.08)	2500	**2700**	ND(0.1)	ND(0.1)	290000	**310000**
YPGW01	10/17/11	--	*ND(5)*	--	--	--	ND(5)	--	**281000**
YPGW02	10/17/11	--	0.12	--	--	--	0.33	--	**224000**
YPGW03	10/17/11	--	*ND(5)*	--	--	--	ND(5)	--	**308000**
YPGW04	10/18/11	--	*ND(5)*	--	--	--	ND(5)	--	**233000**
YPGW05	10/18/11	--	*ND(5)*	--	--	--	ND(5)	--	**386000**
YPGW06	10/18/11	--	1.5	--	--	--	0.52	--	**261000**
YPGW07	10/17/11	--	*ND(5)*	--	--	--	ND(5)	--	**231000**
Water Cleanup Levels		NA	4	NA	750	NA	5	NA	5

Notes:
BOLD values exceed Water Cleanup Levels (Table 5-1A and 5-1B)
Water Cleanup Levels - See VRP Fact Sheet #12, revised 10/30/13
Italicized values - method detection limit (MDL) exceeds one or both Screening Levels
NA = Not Applicable
ND = Not Detected
Dup = Duplicate
µg/L = micrograms per liter
Data Qualifiers:
J – Estimated concentration
UJ – Estimated reporting limit
U – Evaluated to be undetected at the reporting limit
* - The first result represents the laboratory reported concentration. The second result was evaluated to be undetected at the reported concentration by the data validator. The result was determined to be a false positive.
The method detection limit (MDL) was used as the reporting limit.

TABLE 2-10. HISTORIC, JANUARY AND APRIL 2014 GROUNDWATER QUALITY RESULTS, METALS,
WYOMING DEPARTMENT OF ENVIRONMENTAL QUALITY, LARAMIE FORMER YTTRIUM PLANT, LARAMIE, WYOMING

Location ID	Date Sampled	Chromium, Dissolved (εg/L)	Chromium, Total (εg/L)	Cobalt, Dissolved (εg/L)	Cobalt, Total (εg/L)	Copper, Dissolved (εg/L)	Copper, Total (εg/L)	Iron, Dissolved (εg/L)	Iron, Total (εg/L)
Equipment Blank	01/15/14	ND(0.5)	ND(0.5) UJ	ND(0.054)	ND(0.054)	ND(0.56)	ND(0.56)	ND(22)	ND(22)
LYMW01	06/04/12	--	14.4	--	3.8	--	17.5	--	8910
	01/23/14	ND(0.5)	ND(0.5)	1.1	1.3	0.69 J	0.97 J	ND(22)	46 J
	04/01/14	ND(0.5)	ND(0.5)	0.98 J	1.1	ND(0.56)	2.2	ND(22) UJ	42 J
LYMW02	06/04/12	--	56.3	--	**15.2**	--	88.2	--	**57800**
	01/23/14	ND(0.5)	ND(0.5)	0.47 J	0.49 J	0.77 J	0.58 J	ND(22)	73 J
	04/01/14	ND(0.5)	ND(0.5)	0.42 J	0.46 J	ND(0.56)	ND(0.56)	ND(22) UJ	120
LYMW03	06/04/12	--	28.5	--	10.1	--	17.3	--	**44900**
	01/23/14	ND(0.5)	ND(0.5)	0.076 J	0.1 J	ND(0.56)	ND(0.56)	7800	17000
	04/01/14	ND(0.5)	ND(0.5)	0.065 J	0.29 J	ND(0.56)	ND(0.56)	8600 J	16000
LYMW04	06/04/12	--	23.7	--	9.4	--	760	--	**38200**
	01/27/14	ND(0.5)	0.63 J	0.19 J	0.18 J	ND(0.56)	3.9	8900 J	17000
	04/02/14	ND(0.5)	0.59 J	0.18 J	0.18 J	2.1	3.3	7300	19000
LYMW04 Dup	01/27/14	ND(0.5)	0.66 J	0.17 J	0.2 J	ND(0.56)	3.8	8400 J	17000
LYMW05	06/04/12	--	23.9	--	10.1	--	23.9	--	18100
	01/24/14	ND(0.5)	ND(0.5)	0.1 J	0.068 J	ND(0.56)	ND(0.56)	1100	3700
	04/02/14	ND(0.5)	0.8 J	0.055 J	0.25 J	ND(0.56)	ND(0.56)	460	17000
LYMW06	06/04/12	--	14.7	--	3.5	--	22.8	--	**29500**
	01/27/14	ND(0.5)	ND(0.5)	0.058 J	0.06 J	ND(0.56)	ND(0.56)	12000 J	22000
	04/03/14	ND(0.5)	ND(0.5)	ND(0.054)	0.055 J	ND(0.56)	ND(0.56)	13000	20000
LYMW06 Dup	04/03/14	ND(0.5)	ND(0.5)	ND(0.054)	0.061 J	ND(0.56)	ND(0.56)	13000	20000
LYMW07	06/04/12	--	47.5	--	**13.9**	--	72.2	--	**70500**
LYMW09	01/24/14	ND(0.5)	ND(0.5)	0.91 J	0.92 J	ND(0.56)	ND(0.56)	35 J	7500
	04/02/14	ND(0.5)	ND(0.5)	0.38 J	0.41 J	ND(0.56)	ND(0.56)	1600 J	7100
LYMW09 Dup	01/24/14	ND(0.5)	ND(0.5)	0.95 J	0.85 J	ND(0.56)	ND(0.56)	36 J	7500
	04/02/14	ND(0.5)	ND(0.5)	0.4 J	0.39 J	ND(0.56)	ND(0.56)	1800 J	7300
LYMW10	01/27/14	ND(0.5)	0.99 J	0.13 J	0.17 J	ND(0.56)	ND(0.56)	34 J	150
	04/03/14	ND(0.5)	0.88 J	0.058 J	0.32 J	ND(0.56)	ND(0.56)	ND(22)	620
LYMW11	01/24/14	ND(0.5)	ND(0.5)	0.54 J	0.49 J	0.83 J	ND(0.56)	99 J	19000
	04/02/14	ND(0.5)	0.5 J	0.1 J	0.15 J	ND(0.56)	ND(0.56)	17000	19000
LYMW12	01/23/14	ND(0.5)	ND(0.5)	1.3	1.2	ND(0.56)	ND(0.56)	1700	2700
	04/01/14	ND(0.5)	ND(0.5)	0.99 J	0.95 J	ND(0.56)	ND(0.56)	990 J	2900
LYMW13	01/27/14	ND(0.5)	ND(0.5)	0.75 J	0.89 J	ND(0.56)	2.5	1800 J	5500
	04/02/14	ND(0.5)	ND(0.5)	0.28 J	0.31 J	0.58 J	2.8	4700	8000
LYMW14	01/24/14	ND(0.5)	ND(0.5)	0.84 J	0.85 J	ND(0.56)	ND(0.56)	23 J	19000
	04/02/14	ND(0.5)	ND(0.5)	0.086 J	0.1 J	ND(0.56)	ND(0.56)	6100 J	20000
YPGW01	10/17/11	--	ND(10)	--	1.2	--	1.9	--	989
YPGW02	10/17/11	--	2.2	--	1.6	--	3.7	--	2210
YPGW03	10/17/11	--	ND(10)	--	*ND(50)*	--	ND(25)	--	24400
YPGW04	10/18/11	--	ND(10)	--	*ND(50)*	--	57	--	5800
YPGW05	10/18/11	--	ND(10)	--	*ND(50)*	--	0.94	--	2120
YPGW06	10/18/11	--	33.4	--	8.1	--	14.9	--	**59400**
YPGW07	10/17/11	--	ND(10)	--	*ND(50)*	--	1.9	--	7530
Water Cleanup Levels		NA	100	NA	10.9	NA	1,300	NA	25,500

Notes:
BOLD values exceed Water Cleanup Levels (Table 5-1A and 5-1B)
Water Cleanup Levels - See VRP Fact Sheet #12, revised 10/30/13
Italicized values - method detection limit (MDL) exceeds one or both Screening Levels
NA = Not Applicable
ND = Not Detected
Dup = Duplicate
µg/L = micrograms per liter
Data Qualifiers:
J – Estimated concentration
UJ – Estimated reporting limit
U – Evaluated to be undetected at the reporting limit
* - The first result represents the laboratory reported concentration. The second result was evaluated to be undetected at the reported concentration by the data validator. The result was determined to be a false positive.
The method detection limit (MDL) was used as the reporting limit.

TABLE 2-10. HISTORIC, JANUARY AND APRIL 2014 GROUNDWATER QUALITY RESULTS, METALS,
WYOMING DEPARTMENT OF ENVIRONMENTAL QUALITY, LARAMIE FORMER YTTRIUM PLANT, LARAMIE, WYOMING

Location ID	Date Sampled	Lead, Dissolved (εg/L)	Lead, Total (εg/L)	Magnesium, Dissolved (εg/L)	Magnesium, Total (εg/L)	Manganese, Dissolved (εg/L)	Manganese, Total (εg/L)	Mercury, Dissolved (εg/L)	Mercury, Total (εg/L)
Equipment Blank	01/15/14	ND(0.18)	ND(0.18)	ND(11)	ND(11) UJ	ND(0.31)	ND(0.31)	ND(0.027)	ND(0.027)
LYMW01	06/04/12	--	6.9	--	240000	--	**514**	--	ND(0.016)
	01/23/14	ND(0.18)	ND(0.18)	230000	220000	290	**310**	ND(0.027)	ND(0.027)
	04/01/14	ND(0.18)	ND(0.18)	210000	200000	250	**260**	ND(0.027)	ND(0.027)
LYMW02	06/04/12	--	**33.2**	--	217000	--	**5390**	--	ND(0.016)
	01/23/14	ND(0.18)	ND(0.18)	180000	180000	290	**290**	ND(0.027)	ND(0.027)
	04/01/14	ND(0.18)	ND(0.18)	180000	180000	290	**300**	ND(0.027)	ND(0.027)
LYMW03	06/04/12	--	**22.7**	--	289000	--	**2980**	--	0.08
	01/23/14	ND(0.18)	ND(0.18)	250000	250000	1700	**1800**	ND(0.027)	ND(0.027)
	04/01/14	ND(0.18)	ND(0.18)	250000	230000	1800	**1800**	ND(0.027)	ND(0.027)
LYMW04	06/04/12	--	**16.7**	--	182000	--	**1460**	--	ND(0.016)
	01/27/14	ND(0.18)	ND(0.18)	250000	240000	1600	**1600**	ND(0.027)	ND(0.027)
	04/02/14	0.33 J	ND(0.18)	230000	250000	1600	**1500**	ND(0.027)	ND(0.027)
LYMW04 Dup	01/27/14	ND(0.18)	ND(0.18)	240000	240000	1700	**1600**	ND(0.027)	ND(0.027)
LYMW05	06/04/12	--	**19.6**	--	303000	--	**524**	--	0.04
	01/24/14	ND(0.18)	ND(0.18)	260000	260000	180	**170**	ND(0.027)	ND(0.027)
	04/02/14	ND(0.18)	0.4 J	260000	260000	170	**180**	ND(0.027)	ND(0.027)
LYMW06	06/04/12	--	**40.3**	--	252000	--	**5120**	--	**19.1**
	01/27/14	ND(0.18)	ND(0.18)	270000	260000	4900	**5100**	ND(0.027)	ND(0.027)
	04/03/14	ND(0.18)	ND(0.18)	250000	260000	4300	**4100**	ND(0.027)	ND(0.027)
LYMW06 Dup	04/03/14	ND(0.18)	ND(0.18)	260000	270000	4100	**4200**	ND(0.027)	ND(0.027)
LYMW07	06/04/12	--	**51.9**	--	281000	--	**3370**	--	0.04
LYMW09	01/24/14	ND(0.18)	ND(0.18)	290000	280000	1600	**1500**	ND(0.027)	ND(0.027)
	04/02/14	ND(0.18)	ND(0.18)	270000	270000	1100	**1200**	ND(0.027)	ND(0.027)
LYMW09 Dup	01/24/14	ND(0.18)	ND(0.18)	290000	280000	1600	**1500**	ND(0.027)	ND(0.027)
	04/02/14	ND(0.18)	ND(0.18)	280000	270000	1100	**1100**	ND(0.027)	ND(0.027)
LYMW10	01/27/14	ND(0.18)	ND(0.18)	310000	290000	1800	**1900**	ND(0.027)	ND(0.027)
	04/03/14	ND(0.18)	0.21 J	310000	320000	2200	**2100**	ND(0.027)	ND(0.027)
LYMW11	01/24/14	ND(0.18)	0.69 J	290000	290000	5300	**5100**	ND(0.027)	ND(0.027)
	04/02/14	ND(0.18)	ND(0.18)	260000	270000	5100	**5300**	ND(0.027)	ND(0.027)
LYMW12	01/23/14	ND(0.18)	ND(0.18)	230000	220000	420	**400**	ND(0.027)	ND(0.027)
	04/01/14	ND(0.18)	ND(0.18)	220000	220000	350	**360**	ND(0.027)	ND(0.027)
LYMW13	01/27/14	ND(0.18)	ND(0.18)	250000	240000	860	**900**	ND(0.027)	ND(0.027)
	04/02/14	ND(0.18)	ND(0.18)	240000	250000	890	**890**	ND(0.027)	ND(0.027)
LYMW14	01/24/14	ND(0.18)	ND(0.18)	300000	300000	4500	**4500**	ND(0.027)	ND(0.027)
	04/02/14	ND(0.18)	ND(0.18)	280000	290000	3900	**4000**	ND(0.027)	ND(0.027)
YPGW01	10/17/11	--	3.1	--	226000	--	**324**	--	--
YPGW02	10/17/11	--	3.1	--	192000	--	**282**	--	--
YPGW03	10/17/11	--	3.8	--	282000	--	**3580**	--	--
YPGW04	10/18/11	--	2.6	--	191000	--	**537**	--	--
YPGW05	10/18/11	--	4.9	--	311000	--	**3810**	--	--
YPGW06	10/18/11	--	**19**	--	197000	--	**4320**	--	--
YPGW07	10/17/11	--	4.1	--	190000	--	**969**	--	--
Water Cleanup Levels		NA	15	NA	NA	NA	50	NA	2

Notes:
BOLD values exceed Water Cleanup Levels (Table 5-1A and 5-1B)
Water Cleanup Levels - See VRP Fact Sheet #12, revised 10/30/13
Italicized values - method detection limit (MDL) exceeds one or both Screening Levels
NA = Not Applicable
ND = Not Detected
Dup = Duplicate
µg/L = micrograms per liter
Data Qualifiers:
J – Estimated concentration
UJ – Estimated reporting limit
U – Evaluated to be undetected at the reporting limit
* - The first result represents the laboratory reported concentration. The second result was evaluated to be undetected at the reported concentration by the data validator. The result was determined to be a false positive.
The method detection limit (MDL) was used as the reporting limit.

TABLE 2-10. HISTORIC, JANUARY AND APRIL 2014 GROUNDWATER QUALITY RESULTS, METALS,
WYOMING DEPARTMENT OF ENVIRONMENTAL QUALITY, LARAMIE FORMER YTTRIUM PLANT, LARAMIE, WYOMING

Location ID	Date Sampled	Nickel, Dissolved (εg/L)	Nickel, Total (εg/L)	Potassium, Dissolved (εg/L)	Potassium, Total (εg/L)	Selenium, Dissolved (εg/L)	Selenium, Total (εg/L)	Silver, Dissolved (εg/L)	Silver, Total (εg/L)
Equipment Blank	01/15/14	ND(0.3)	ND(0.3)	ND(240)	ND(240) UJ	ND(0.7)	ND(0.7)	ND(0.033)	ND(0.033)
LYMW01	06/04/12	--	8.8	--	0.00628	--	4.1	--	--
	01/23/14	3.1	3.3	5900	5900	ND(0.7)	ND(0.7)	ND(0.033)	ND(0.033)
	04/01/14	2.7	3.2	5800	5500	ND(0.7)	ND(0.7)	ND(0.033)	ND(0.033)
LYMW02	06/04/12	--	34.7	--	0.00782	--	4.9	--	--
	01/23/14	1.8 J	1.7 J	5300	5200	ND(0.7)	ND(0.7)	ND(0.033)	ND(0.033)
	04/01/14	1.7 J	1.9 J	5400	5100	ND(0.7)	ND(0.7)	ND(0.033)	ND(0.033)
LYMW03	06/04/12	--	20.4	--	0.00748	--	3.5	--	--
	01/23/14	1.2 J	1.4 J	6100	6000	ND(0.7)	ND(0.7)	ND(0.033)	ND(0.033)
	04/01/14	1.3 J	1.4 J	5900	5600	ND(0.7)	ND(0.7)	ND(0.033)	ND(0.033)
LYMW04	06/04/12	--	14.2	--	0.00703	--	3.3	--	--
	01/27/14	5.3	5.4	5100	4900	ND(0.7)	ND(0.7)	ND(0.033)	ND(0.033)
	04/02/14	7.4	7	5000	5600	ND(0.7)	ND(0.7)	ND(0.033)	ND(0.033)
LYMW04 Dup	01/27/14	5.4	5.4	4800	4900	ND(0.7)	ND(0.7)	ND(0.033)	ND(0.033)
LYMW05	06/04/12	--	20.2	--	0.00903	--	5.3	--	--
	01/24/14	2	1.5 J	6500	7300	ND(0.7)	ND(0.7)	ND(0.033)	ND(0.033)
	04/02/14	1.7 J	2.1	7100	7000	ND(0.7)	ND(0.7)	ND(0.033)	ND(0.033)
LYMW06	06/04/12	--	9.1	--	0.00639	--	6.8	--	--
	01/27/14	1.9 J	1.9 J	6200	6200	ND(0.7)	ND(0.7)	ND(0.033)	ND(0.033)
	04/03/14	2.2	2.3	6200	6600	ND(0.7)	ND(0.7)	ND(0.033)	ND(0.033)
LYMW06 Dup	04/03/14	1.9 J	2.3	6300	6500	ND(0.7)	ND(0.7)	ND(0.033)	ND(0.033)
LYMW07	06/04/12	--	25	--	0.0102	--	3.7	--	--
LYMW09	01/24/14	2.7	2.3	7900	8700	ND(0.7)	ND(0.7)	ND(0.033)	ND(0.033)
	04/02/14	1.8 J	1.8 J	7400	7300	ND(0.7)	ND(0.7)	ND(0.033)	ND(0.033)
LYMW09 Dup	01/24/14	2.8	2.2	7900	8700	ND(0.7)	ND(0.7)	ND(0.033)	ND(0.033)
	04/02/14	1.7 J	1.8 J	7700	7400	ND(0.7)	ND(0.7)	0.036 J	ND(0.033)
LYMW10	01/27/14	1.8 J	2	4900	4800	ND(0.7)	ND(0.7)	ND(0.033)	ND(0.033)
	04/03/14	2	2	5300	5800	ND(0.7)	ND(0.7)	ND(0.033)	ND(0.033)
LYMW11	01/24/14	2.3	2	7800	8600	ND(0.7)	ND(0.7)	ND(0.033)	ND(0.033)
	04/02/14	1.8 J	1.7 J	7500	7800	ND(0.7)	ND(0.7)	ND(0.033)	ND(0.033)
LYMW12	01/23/14	2.7	2.8	5700	5600	ND(0.7)	ND(0.7)	ND(0.033)	ND(0.033)
	04/01/14	2.7	2.9	5400	5300	ND(0.7)	ND(0.7)	ND(0.033)	ND(0.033)
LYMW13	01/27/14	2.4	2.7	5900	5500	ND(0.7)	ND(0.7)	ND(0.033)	ND(0.033)
	04/02/14	2.3	2.5	5600	5800	ND(0.7)	ND(0.7)	ND(0.033)	ND(0.033)
LYMW14	01/24/14	2.4	2.4	7400	8100	ND(0.7)	ND(0.7)	ND(0.033)	ND(0.033)
	04/02/14	1.5 J	2	7100	7300	ND(0.7)	ND(0.7)	ND(0.033)	ND(0.033)
YPGW01	10/17/11	--	3.3	--	5520	--	ND(35)	--	ND(10)
YPGW02	10/17/11	--	5	--	5620	--	ND(35)	--	ND(10)
YPGW03	10/17/11	--	1	--	6220	--	ND(35)	--	ND(10)
YPGW04	10/18/11	--	2.2	--	5380	--	ND(35)	--	ND(10)
YPGW05	10/18/11	--	2.5	--	6520	--	2.4	--	ND(10)
YPGW06	10/18/11	--	20.5	--	7890	--	ND(35)	--	ND(10)
YPGW07	10/17/11	--	4	--	5500	--	ND(35)	--	ND(10)
Water Cleanup Levels		NA	729	NA	NA	NA	50	NA	100

Notes:
BOLD values exceed Water Cleanup Levels (Table 5-1A and 5-1B)
Water Cleanup Levels - See VRP Fact Sheet #12, revised 10/30/13
Italicized values - method detection limit (MDL) exceeds one or both Screening Levels
NA = Not Applicable
ND = Not Detected
Dup = Duplicate
µg/L = micrograms per liter
Data Qualifiers:
J – Estimated concentration
UJ – Estimated reporting limit
U – Evaluated to be undetected at the reporting limit
* - The first result represents the laboratory reported concentration. The second result was evaluated to be undetected at the reported concentration by the data validator. The result was determined to be a false positive.
The method detection limit (MDL) was used as the reporting limit.

TABLE 2-10. HISTORIC, JANUARY AND APRIL 2014 GROUNDWATER QUALITY RESULTS, METALS,
WYOMING DEPARTMENT OF ENVIRONMENTAL QUALITY, LARAMIE FORMER YTTRIUM PLANT, LARAMIE, WYOMING

Location ID	Date Sampled	Sodium, Dissolved (εg/L)	Sodium, Total (εg/L)	Thallium, Dissolved (εg/L)	Thallium, Total (εg/L)	Vanadium, Dissolved (εg/L)	Vanadium, Total (εg/L)	Zinc, Dissolved (εg/L)	Zinc, Total (εg/L)
Equipment Blank	01/15/14	ND(92)	100010000J B/ND(1000)U*	ND(0.05)	0.095J/ND(1)U*	ND(0.5)	ND(0.5)	ND(2)	ND(2)
LYMW01	06/04/12	--	0.208	--	*ND(2.5)*	--	12.3	--	49.7
	01/23/14	210000	210000	ND(0.05)	0.11J/ND(1)U*	0.93 J	0.83J B/ND(5)U*	2.5 J	2.4 J
	04/01/14	210000	210000	ND(0.05)	ND(0.05)	0.69 J	0.56 J	ND(2)	ND(2)
LYMW02	06/04/12	--	0.259	--	**3.3**	--	123	--	204
	01/23/14	220000	220000	0.1J/ND(1)U*	0.099J/ND(1)U*	1.7 J	2J B/ND(5)U*	2.3 J	ND(2)
	04/01/14	230000	240000	ND(0.05)	ND(0.05)	1.3 J	1.6 J	2 J	ND(2)
LYMW03	06/04/12	--	0.299	--	*ND(2.5)*	--	43.7	--	130
	01/23/14	270000	260000	ND(0.05)	ND(0.05)	ND(0.5)	0.9J B/ND(5)U*	2.4 J	2.8 J
	04/01/14	260000	260000	ND(0.05)	ND(0.05)	ND(0.5)	0.58 J	ND(2)	ND(2)
LYMW04	06/04/12	--	0.255	--	*ND(2.5)*	--	44.1	--	70.1
	01/27/14	230000	220000	0.063J/ND(1)U*	ND(0.05)	1.3 J	2.2 J	2J B/ND(10)U*	2.6J B/ND(10)U*
	04/02/14	220000	240000	0.085J B/ND(1)U*	0.074J/ND(1)U*	1.7 J	1.9 J	2.9 J	ND(2)
LYMW04 Dup	01/27/14	220000	220000	ND(0.05)	0.064J B/ND(1)U*	1.1 J	1.8 J	3J B/ND(10)U*	2.6J B/ND(10)U*
LYMW05	06/04/12	--	0.368	--	*ND(2.5)*	--	58.1	--	114
	01/24/14	280000	300000	ND(0.05)	ND(0.05)	ND(0.5)	0.66 J	2.7J B/ND(10)U*	2.6J B/ND(10)U*
	04/02/14	310000	310000	ND(0.05)	ND(0.05)	ND(0.5)	4.1 J	ND(2)	ND(2)
LYMW06	06/04/12	--	0.281	--	**3.5**	--	34.3	--	72.3
	01/27/14	260000	260000	ND(0.05)	ND(0.05)	ND(0.5)	1.1 J	2.4J B/ND(10)U*	2.4J B/ND(10)U*
	04/03/14	250000	270000	0.15J B/ND(1)U*	0.13J/ND(1)U*	ND(0.5)	1.1 J	ND(2)	ND(2)
LYMW06 Dup	04/03/14	260000	260000	ND(0.05)	ND(0.05)	ND(0.5)	1.3 J	ND(2)	ND(2)
LYMW07	06/04/12	--	0.25	--	*ND(2.5)*	--	68.1	--	152
LYMW09	01/24/14	350000	360000	ND(0.05)	0.053J/ND(1)U*	ND(0.5)	2 J	3.9J B/ND(10)U*	5.8J B/ND(10)U*
	04/02/14	330000	340000	0.15J/ND(1)U*	0.15J B/ND(1)U*	ND(0.5)	2.4 J	ND(2)	2.5 J
LYMW09 Dup	01/24/14	350000	360000	ND(0.05)	ND(0.05)	ND(0.5)	2.3 J	5J B/ND(10)U*	4.6J B/ND(10)U*
	04/02/14	340000	350000	0.086J/ND(1)U*	0.071J B/ND(1)U*	0.53 J	2.5 J	ND(2)	ND(2)
LYMW10	01/27/14	320000	310000	ND(0.05)	ND(0.05)	2.4 J	2.6 J	2.6J B/ND(10)U*	5.7J B/ND(10)U*
	04/03/14	330000	350000	ND(0.05)	ND(0.05)	2.2 J	3.1 J	ND(2)	2.6 J
LYMW11	01/24/14	320000	330000	0.061J/ND(1)U*	0.094J/ND(1)U*	ND(0.5)	3 J	3.2J B/ND(10)U*	2.8J B/ND(10)U*
	04/02/14	300000	300000	ND(0.05)	ND(0.05)	1.2 J	2.7 J	2 J	ND(2)
LYMW12	01/23/14	210000	210000	ND(0.05)	ND(0.05)	ND(0.5)	0.81J B/ND(5)U*	2.8 J	2.2 J
	04/01/14	210000	220000	ND(0.05)	ND(0.05)	ND(0.5)	ND(0.5)	ND(2)	3 J
LYMW13	01/27/14	230000	210000	0.11J/ND(1)U*	0.13J B/ND(1)U*	ND(0.5)	ND(0.5)	6.4J B/ND(10)U*	8J B/ND(10)U*
	04/02/14	230000	230000	ND(0.05)	ND(0.05)	ND(0.5)	ND(0.5)	4.5 J	3.7 J
LYMW14	01/24/14	360000	370000	ND(0.05)	0.11J/ND(1)U*	ND(0.5)	1.4 J	3.3J B/ND(10)U*	3.4J B/ND(10)U*
	04/02/14	350000	370000	0.054J/ND(1)U*	ND(0.05)	ND(0.5)	1.3 J	2 J	ND(2)
YPGW01	10/17/11	--	195000	--	1.3	--	ND(50)	--	2.5
YPGW02	10/17/11	--	181000	--	*ND(25)*	--	4.4	--	10.2
YPGW03	10/17/11	--	265000	--	**3.1**	--	ND(50)	--	1
YPGW04	10/18/11	--	182000	--	*ND(25)*	--	ND(50)	--	1.8
YPGW05	10/18/11	--	285000	--	**2.7**	--	5.3	--	1.6
YPGW06	10/18/11	--	183000	--	**2.5**	--	86.2	--	100
YPGW07	10/17/11	--	193000	--	*ND(25)*	--	2.3	--	2.7
Water Cleanup Levels		NA	NA	NA	2	NA	255	NA	5,000

Notes:
BOLD values exceed Water Cleanup Levels (Table 5-1A and 5-1B)
Water Cleanup Levels - See VRP Fact Sheet #12, revised 10/30/13
Italicized values - method detection limit (MDL) exceeds one or both Screening Levels
NA = Not Applicable
ND = Not Detected
Dup = Duplicate
µg/L = micrograms per liter
Data Qualifiers:
J – Estimated concentration
UJ – Estimated reporting limit
U – Evaluated to be undetected at the reporting limit
* - The first result represents the laboratory reported concentration. The second result was evaluated to be undetected at the reported concentration by the data validator. The result was determined to be a false positive.
The method detection limit (MDL) was used as the reporting limit.

TABLE 2-10. HISTORIC, JANUARY AND APRIL 2014 GROUNDWATER QUALITY RESULTS, METALS,
WYOMING DEPARTMENT OF ENVIRONMENTAL QUALITY, LARAMIE FORMER YTTRIUM PLANT, LARAMIE, WYOMING

Location ID	Date Sampled	Aluminum, Dissolved (εg/L)	Aluminum, Total (εg/L)	Antimony, Dissolved (εg/L)	Antimony, Total (εg/L)	Arsenic, Dissolved (εg/L)	Arsenic, Total (εg/L)	Barium, Dissolved (εg/L)	Barium, Total (εg/L)
YPGW08	10/19/11	--	952	--	--	--	ND(10)	--	83.3
YPGW09	10/19/11	--	1300	--	--	--	ND(10)	--	67.9
YPGW10	10/19/11	--	1810	--	--	--	ND(10)	--	89
YPGW11	10/18/11	--	624	--	--	--	ND(10)	--	113
YPGW12	10/19/11	--	168	--	--	--	ND(10)	--	31.1
YPGW13	10/18/11	--	341	--	--	--	ND(10)	--	33.7
YPGW14	10/18/11	--	193	--	--	--	ND(10)	--	86.1
YPGW15	10/18/11	--	17100	--	--	--	**30.2**	--	187
YPGW16	10/18/11	--	1710	--	--	--	ND(10)	--	52.1
YPGW17	10/21/11	--	113	--	--	--	ND(10)	--	163
Water Cleanup Levels	NA	36,500	NA	6	NA	10	NA	2,000	

Notes:
BOLD values exceed Water Cleanup Levels (Table 5-1A and 5-1B)
Water Cleanup Levels - See VRP Fact Sheet #12, revised 10/30/13
Italicized values - method detection limit (MDL) exceeds one or both Screening Levels
NA = Not Applicable
ND = Not Detected
Dup = Duplicate
µg/L = micrograms per liter
Data Qualifiers:
J – Estimated concentration
UJ – Estimated reporting limit
U – Evaluated to be undetected at the reporting limit
* - The first result represents the laboratory reported concentration. The second result was evaluated to be undetected at the reported concentration by the data validator. The result was determined to be a false positive.
The method detection limit (MDL) was used as the reporting limit.

TABLE 2-10. HISTORIC, JANUARY AND APRIL 2014 GROUNDWATER QUALITY RESULTS, METALS,
WYOMING DEPARTMENT OF ENVIRONMENTAL QUALITY, LARAMIE FORMER YTTRIUM PLANT, LARAMIE, WYOMING

Location ID	Date Sampled	Beryllium, Dissolved (εg/L)	Beryllium, Total (εg/L)	Boron, Dissolved (εg/L)	Boron, Total (εg/L)	Cadmium, Dissolved (εg/L)	Cadmium, Total (εg/L)	Calcium, Dissolved (εg/L)	Calcium, Total (εg/L)
YPGW08	10/19/11	--	*ND(5)*	--	--	--	ND(5)	--	**215000**
YPGW09	10/19/11	--	0.26	--	--	--	0.29	--	**169000**
YPGW10	10/19/11	--	0.55	--	--	--	0.93	--	**357000**
YPGW11	10/18/11	--	0.24	--	--	--	0.17	--	**353000**
YPGW12	10/19/11	--	*ND(5)*	--	--	--	0.15	--	**260000**
YPGW13	10/18/11	--	0.13	--	--	--	0.22	--	**246000**
YPGW14	10/18/11	--	*ND(5)*	--	--	--	ND(5)	--	**406000**
YPGW15	10/18/11	--	1.1	--	--	--	1.9	--	**389000**
YPGW16	10/18/11	--	0.18	--	--	--	0.23	--	**290000**
YPGW17	10/21/11	--	*ND(5)*	--	--	--	ND(5)	--	**385000**
Water Cleanup Levels	NA	4	NA	750	NA	5	NA	5	

Notes:
BOLD values exceed Water Cleanup Levels (Table 5-1A and 5-1B)
Water Cleanup Levels - See VRP Fact Sheet #12, revised 10/30/13
Italicized values - method detection limit (MDL) exceeds one or both Screening Levels
NA = Not Applicable
ND = Not Detected
Dup = Duplicate
µg/L = micrograms per liter
Data Qualifiers:
J – Estimated concentration
UJ – Estimated reporting limit
U – Evaluated to be undetected at the reporting limit
* - The first result represents the laboratory reported concentration. The second result was evaluated to be undetected at the reported concentration by the data validator. The result was determined to be a false positive.
The method detection limit (MDL) was used as the reporting limit.

TABLE 2-10. HISTORIC, JANUARY AND APRIL 2014 GROUNDWATER QUALITY RESULTS, METALS,
WYOMING DEPARTMENT OF ENVIRONMENTAL QUALITY, LARAMIE FORMER YTTRIUM PLANT, LARAMIE, WYOMING

Location ID	Date Sampled	Chromium, Dissolved (εg/L)	Chromium, Total (εg/L)	Cobalt, Dissolved (εg/L)	Cobalt, Total (εg/L)	Copper, Dissolved (εg/L)	Copper, Total (εg/L)	Iron, Dissolved (εg/L)	Iron, Total (εg/L)
YPGW08	10/19/11	--	ND(10)	--	2.4	--	2.8	--	1570
YPGW09	10/19/11	--	ND(10)	--	1.9	--	12.2	--	1700
YPGW10	10/19/11	--	12.3	--	5.5	--	8	--	23700
YPGW11	10/18/11	--	ND(10)	--	0.32	--	3.5	--	22700
YPGW12	10/19/11	--	ND(10)	--	1.7	--	1.5	--	228
YPGW13	10/18/11	--	ND(10)	--	1.5	--	2.9	--	429
YPGW14	10/18/11	--	ND(10)	--	*ND(50)*	--	ND(25)	--	24900
YPGW15	10/18/11	--	43.9	--	**14.3**	--	51.1	--	**38600**
YPGW16	10/18/11	--	5.6	--	1.3	--	6.6	--	24000
YPGW17	10/21/11	--	ND(10)	--	*ND(50)*	--	0.65	--	1820
Water Cleanup Levels	NA	100	NA	10.9	NA	1,300	NA	25,500	

Notes:
BOLD values exceed Water Cleanup Levels (Table 5-1A and 5-1B)
Water Cleanup Levels - See VRP Fact Sheet #12, revised 10/30/13
Italicized values - method detection limit (MDL) exceeds one or both Screening Levels
NA = Not Applicable
ND = Not Detected
Dup = Duplicate
µg/L = micrograms per liter
Data Qualifiers:
J – Estimated concentration
UJ – Estimated reporting limit
U – Evaluated to be undetected at the reporting limit
* - The first result represents the laboratory reported concentration. The second result was evaluated to be undetected at the reported concentration by the data validator. The result was determined to be a false positive.
The method detection limit (MDL) was used as the reporting limit.

TABLE 2-10. HISTORIC, JANUARY AND APRIL 2014 GROUNDWATER QUALITY RESULTS, METALS,
WYOMING DEPARTMENT OF ENVIRONMENTAL QUALITY, LARAMIE FORMER YTTRIUM PLANT, LARAMIE, WYOMING

Location ID	Date Sampled	Lead, Dissolved (εg/L)	Lead, Total (εg/L)	Magnesium, Dissolved (εg/L)	Magnesium, Total (εg/L)	Manganese, Dissolved (εg/L)	Manganese, Total (εg/L)	Mercury, Dissolved (εg/L)	Mercury, Total (εg/L)
YPGW08	10/19/11	--	4.1	--	198000	--	**558**	--	--
YPGW09	10/19/11	--	**61.6**	--	144000	--	**267**	--	--
YPGW10	10/19/11	--	13.4	--	270000	--	**5520**	--	--
YPGW11	10/18/11	--	8.1	--	289000	--	**9280**	--	--
YPGW12	10/19/11	--	4.2	--	208000	--	**262**	--	--
YPGW13	10/18/11	--	4	--	183000	--	**248**	--	--
YPGW14	10/18/11	--	5	--	358000	--	**3680**	--	--
YPGW15	10/18/11	--	**52.9**	--	326000	--	**984**	--	--
YPGW16	10/18/11	--	6	--	298000	--	**2630**	--	--
YPGW17	10/21/11	--	4.7	--	310000	--	**3880**	--	--
Water Cleanup Levels		NA	15	NA	NA	NA	50	NA	2

Notes:
BOLD values exceed Water Cleanup Levels (Table 5-1A and 5-1B)
Water Cleanup Levels - See VRP Fact Sheet #12, revised 10/30/13
Italicized values - method detection limit (MDL) exceeds one or both Screening Levels
NA = Not Applicable
ND = Not Detected
Dup = Duplicate
µg/L = micrograms per liter
Data Qualifiers:
J – Estimated concentration
UJ – Estimated reporting limit
U – Evaluated to be undetected at the reporting limit
* - The first result represents the laboratory reported concentration. The second result was evaluated to be undetected at the reported concentration by the data validator. The result was determined to be a false positive.
The method detection limit (MDL) was used as the reporting limit.

TABLE 2-10. HISTORIC, JANUARY AND APRIL 2014 GROUNDWATER QUALITY RESULTS, METALS,
WYOMING DEPARTMENT OF ENVIRONMENTAL QUALITY, LARAMIE FORMER YTTRIUM PLANT, LARAMIE, WYOMING

Location ID	Date Sampled	Nickel, Dissolved (εg/L)	Nickel, Total (εg/L)	Potassium, Dissolved (εg/L)	Potassium, Total (εg/L)	Selenium, Dissolved (εg/L)	Selenium, Total (εg/L)	Silver, Dissolved (εg/L)	Silver, Total (εg/L)
YPGW08	10/19/11	--	4.1	--	5650	--	ND(35)	--	ND(10)
YPGW09	10/19/11	--	4.9	--	5300	--	ND(35)	--	ND(10)
YPGW10	10/19/11	--	17.6	--	7130	--	ND(35)	--	ND(10)
YPGW11	10/18/11	--	2.7	--	6740	--	5.1	--	ND(10)
YPGW12	10/19/11	--	4	--	5310	--	ND(35)	--	ND(10)
YPGW13	10/18/11	--	4.9	--	5270	--	ND(35)	--	ND(10)
YPGW14	10/18/11	--	1.6	--	8510	--	2.3	--	ND(10)
YPGW15	10/18/11	--	33.6	--	10800	--	ND(35)	--	ND(10)
YPGW16	10/18/11	--	4.2	--	6690	--	ND(35)	--	2.4
YPGW17	10/21/11	--	2.4	--	6530	--	2	--	1.7
Water Cleanup Levels		NA	729	NA	NA	NA	50	NA	100

Notes:
BOLD values exceed Water Cleanup Levels (Table 5-1A and 5-1B)
Water Cleanup Levels - See VRP Fact Sheet #12, revised 10/30/13
Italicized values - method detection limit (MDL) exceeds one or both Screening Levels
NA = Not Applicable
ND = Not Detected
Dup = Duplicate
µg/L = micrograms per liter
Data Qualifiers:
J – Estimated concentration
UJ – Estimated reporting limit
U – Evaluated to be undetected at the reporting limit
* - The first result represents the laboratory reported concentration. The second result was evaluated to be undetected at the reported concentration by the data validator. The result was determined to be a false positive.
The method detection limit (MDL) was used as the reporting limit.

TABLE 2-10. HISTORIC, JANUARY AND APRIL 2014 GROUNDWATER QUALITY RESULTS, METALS,
WYOMING DEPARTMENT OF ENVIRONMENTAL QUALITY, LARAMIE FORMER YTTRIUM PLANT, LARAMIE, WYOMING

Location ID	Date Sampled	Sodium, Dissolved (εg/L)	Sodium, Total (εg/L)	Thallium, Dissolved (εg/L)	Thallium, Total (εg/L)	Vanadium, Dissolved (εg/L)	Vanadium, Total (εg/L)	Zinc, Dissolved (εg/L)	Zinc, Total (εg/L)
YPGW08	10/19/11	--	214000	--	*ND(25)*	--	2.4	--	5
YPGW09	10/19/11	--	144000	--	*ND(25)*	--	7.5	--	50.4
YPGW10	10/19/11	--	255000	--	**3.5**	--	40.7	--	67.8
YPGW11	10/18/11	--	283000	--	**6.6**	--	14.7	--	9.1
YPGW12	10/19/11	--	188000	--	*ND(25)*	--	2.9	--	2.1
YPGW13	10/18/11	--	173000	--	*ND(25)*	--	5	--	4.1
YPGW14	10/18/11	--	405000	--	*2*	--	ND(50)	--	2.1
YPGW15	10/18/11	--	324000	--	**2.4**	--	94.9	--	128
YPGW16	10/18/11	--	266000	--	*ND(25)*	--	10.3	--	10.9
YPGW17	10/21/11	--	296000	--	**3.1**	--	4.3	--	1.9
Water Cleanup Levels		NA	NA	NA	2	NA	255	NA	5,000

Notes:
BOLD values exceed Water Cleanup Levels (Table 5-1A and 5-1B)
Water Cleanup Levels - See VRP Fact Sheet #12, revised 10/30/13
Italicized values - method detection limit (MDL) exceeds one or both Screening Levels
NA = Not Applicable
ND = Not Detected
Dup = Duplicate
µg/L = micrograms per liter
Data Qualifiers:
J – Estimated concentration
UJ – Estimated reporting limit
U – Evaluated to be undetected at the reporting limit
* - The first result represents the laboratory reported concentration. The second result was evaluated to be undetected at the reported concentration by the data validator. The result was determined to be a false positive.
The method detection limit (MDL) was used as the reporting limit.

TABLE 2-11. HISTORIC, JANUARY AND APRIL 2014 GROUNDWATER QUALITY RESULTS, GENERAL CHEMISTRY AND ANIONS, WYOMING DEPARTMENT OF ENVIRONMENTAL QUALITY, LARAMIE FORMER YTTRIUM PLANT, LARAMIE, WYOMING

Location ID	Date Sampled	Chloride (mg/L)	Sulfate (mg/L)	pH, Laboratory Calc (Std Units)	Sodium Adsorption Ratio (unitless)	Total Dissolved Solids (mg/L)
Equipment Blank	01/15/14	ND(0.25)	ND(0.23)	5.71 J	ND(0)	--
LYMW01	01/23/14	210	**1300**	7.06 J	2.3	**2500**
	04/01/14	170	**1300**	6.99 J	2.4	**2400**
LYMW02	01/23/14	210	**900**	7.16 J	2.8	**2000**
	04/01/14	210	**1000**	7.13 J	2.9	**2000**
LYMW03	01/23/14	220	--	6.9 J	2.8	**2800**
	04/01/14	190	**1500**	6.96 J	2.7	**2700**
LYMW04	01/27/14	220	**1500**	6.8 J	2.5	**2800**
	04/02/14	200	**1600**	6.92 J	2.5	**2700**
LYMW04 Dup	01/27/14	210	**1500**	6.82 J	2.5	**2800**
LYMW05	01/24/14	**310**	**1300**	7.15 J	3.1	**2900**
	04/02/14	**280**	**1400**	7.02 J	3.2	**2800**
LYMW06	01/27/14	250	**1700**	6.84 J	2.7	**3100**
	04/03/14	220	**1600**	6.91 J	2.6	**2900**
LYMW06 Dup	04/03/14	220	**1700**	6.85 J	2.6	**2900**
LYMW09	01/24/14	**290**	**1600**	7.09 J	3.6	**3300**
	04/02/14	230	**1500**	6.96 J	3.4	**6400 J**
LYMW09 Dup	01/24/14	**290**	**1600**	7.1 J	3.6	**3300**
	04/02/14	230	**1600**	6.98 J	3.4	**3100 J**
LYMW10	01/27/14	**340**	**1400**	7.37 J	3.1	**3400**
	04/03/14	**350**	**1600**	7.31 J	3.1	**3500**
LYMW11	01/24/14	**280**	**1700**	7.01 J	3.2	**3400**
	04/02/14	240	**1800**	6.9 J	3	**3200**
LYMW12	01/23/14	200	**1300**	7 J	2.3	**2600**
	04/01/14	170	**1300**	6.98 J	2.3	--
LYMW13	01/27/14	210	**1500**	6.96 J	2.3	**2800**
	04/02/14	200	**1600**	6.86 J	2.4	**2800**
LYMW14	01/24/14	**390**	**1700**	7.04 J	3.5	**3500**
	04/02/14	**330**	**1600**	6.84 J	3.5	**3400**
Water Cleanup Levels		250	250	NA	NA	500

Notes:
BOLD values exceed Water Cleanup Levels
Water Cleanup Levels - See VRP Fact Sheet #12, revised 10/30/13
Dup = Duplicate
Std Units = Standard pH units
mg/L = milligrams per liter
unitless - Sodium Adsorption Ratio (SAR) results are ratios of concentrations and therefore do not have units.
Data Qualifiers:
J – Estimated concentration
The method detection limit (MDL) was used as the reporting limit.

TABLE 3-1A. SMEAR ZONE POINT BY POINT SCREEN
WYOMING DEPARTMENT OF ENVIRONMENTAL QUALITY, LARAMIE FORMER YTTRIUM PLANT, LARAMIE, WYOMING

Method	Method Category	Analyte	Sample_ID	Date Sampled	Tri Cas	Detected Result	MDL	Value Units	Lab Qualifier	Reviewer Qualifier	WDEQ MTGW (mg/kg)	Is Detection > MTGW Standard?	Is MDL > MTGW Standard?	Residential Soil Screening Values (mg/kg)	Is Detection > Residential Standard?	Is MDL > Residential Standard?	Industrial Screening Values-Soil (mg/kg)	Is Detection > Industrial Standard?	Is MDL > Industrial Standard?
SW9045C	GENERAL	pH, Laboratory	LYMW10 (9-10 ft)	1/15/2014	PH_LAB	8.96	NA	Std Units			--	--	--	--	--	--	--	--	--
SW9045C	GENERAL	Temperature	LYMW10 (9-10 ft)	1/15/2014	TEMP	21.7	NA	°C			--	--	--	--	--	--	--	--	--
SW6020	METALS	Antimony, Total	LYMW10 (9-10 ft)	1/15/2014	SB	ND	0.23	mg/kg	J B	U	0.27	ND	NO	31	ND	NO	41	ND	NA
SW6020	METALS	Arsenic, Total	LYMW10 (9-10 ft)	1/15/2014	AS	2.9	NA	mg/kg			0.293	YES	NA	0.61	YES	NA	2.4	YES	NA
SW6020	METALS	Barium, Total	LYMW10 (9-10 ft)	1/15/2014	BA	79	NA	mg/kg			82.6	NO	NA	15,000	NO	NA	19,000	NO	NA
SW6020	METALS	Beryllium, Total	LYMW10 (9-10 ft)	1/15/2014	BE	0.46	NA	mg/kg			3.1612	NO	NA	160	NO	NA	--	--	NA
SW6020	METALS	Cadmium, Total	LYMW10 (9-10 ft)	1/15/2014	CD	0.36	NA	mg/kg			0.3765	NO	NA	70	NO	NA	80	NO	NA
SW6020	METALS	Chromium, Total	LYMW10 (9-10 ft)	1/15/2014	CR	13	NA	mg/kg		J	180,000.03	NO	NA	280	NO	NA	--	--	NA
SW6020	METALS	Copper, Total	LYMW10 (9-10 ft)	1/15/2014	CU	8.5	NA	mg/kg			45.89	NO	NA	3,100	NO	NA	4,100	NO	NA
SW6020	METALS	Lead, Total	LYMW10 (9-10 ft)	1/15/2014	PB	5.5	NA	mg/kg			13.51	NO	NA	400	NO	NA	800	NO	NA
SW6020	METALS	Manganese, Total	LYMW10 (9-10 ft)	1/15/2014	MN	80	NA	mg/kg			3.27	YES	NA	1,800	NO	NA	2,300	NO	NA
SW6020	METALS	Nickel, Total	LYMW10 (9-10 ft)	1/15/2014	NI	10	NA	mg/kg			47.6	NO	NA	1,500	NO	NA	1,000	NO	NA
SW6020	METALS	Selenium, Total	LYMW10 (9-10 ft)	1/15/2014	SE	1.8	NA	mg/kg			0.265	YES	NA	390	NO	NA	510	NO	NA
SW6020	METALS	Silver, Total	LYMW10 (9-10 ft)	1/15/2014	AG	0.037	NA	mg/kg	J	J	0.86	NO	NA	390	NO	NA	--	--	NA
SW6020	METALS	Thallium, Total	LYMW10 (9-10 ft)	1/15/2014	TL	0.18	NA	mg/kg			0.14	YES	NA	0.78	NO	NA	1	NO	NA
SW6020	METALS	Vanadium, Total	LYMW10 (9-10 ft)	1/15/2014	VA	25	NA	mg/kg			255.08	NO	NA	390	NO	NA	--	--	NA
SW6020	METALS	Zinc, Total	LYMW10 (9-10 ft)	1/15/2014	ZN	37	NA	mg/kg			311.5	NO	NA	23,000	NO	NA	31,000	NO	NA
SW6020	METALS	Cobalt, Total	LYMW10 (9-10 ft)	1/15/2014	CO	5.8	NA	mg/kg			0.49	YES	NA	23	NO	NA	30	NO	NA
SW 9056_28D	GENERAL	Chloride	LYMW10 (9-10 ft)	1/15/2014	CHLORIDE	23	NA	mg/kg	J	J	--	--	--	--	--	--	--	--	--
SW 9056_28D	GENERAL	Sulfate	LYMW10 (9-10 ft)	1/15/2014	SULFATE	23	NA	mg/kg	J	J	--	--	--	--	--	--	--	--	--
SW 8270C-SIM	SVOC	Acenaphthene	LYMW10 (9-10 ft)	1/15/2014	00083-32-9	0.2	NA	mg/kg			15.94	NO	NA	3,400	NO	NA	--	--	--
SW 8270C-SIM	SVOC	Acenaphthylene	LYMW10 (9-10 ft)	1/15/2014	00208-96-8	0.015	NA	mg/kg			--	--	--	--	--	--	--	--	--
SW 8270C-SIM	SVOC	Benzo(k)fluoranthene	LYMW10 (9-10 ft)	1/15/2014	00207-08-9	0.089	NA	mg/kg			1.44	NO	NA	1.5	NO	NA	--	--	--
SW 8270C-SIM	SVOC	Dibenzofuran	LYMW10 (9-10 ft)	1/15/2014	00132-64-9	0.067	NA	mg/kg			0.011	YES	NA	7.8	NO	NA	100	NO	NA
SW 8270C-SIM	SVOC	Fluoranthene	LYMW10 (9-10 ft)	1/15/2014	00206-44-0	0.11	NA	mg/kg			156.51	NO	NA	2,300	NO	NA	--	--	--
SW 8270C-SIM	SVOC	Anthracene	LYMW10 (9-10 ft)	1/15/2014	00120-12-7	0.34	NA	mg/kg			323.73	NO	NA	17,000	NO	NA	--	--	--
SW 8270C-SIM	SVOC	Benzo(a)anthracene	LYMW10 (9-10 ft)	1/15/2014	00056-55-3	0.49	NA	mg/kg			0.047	YES	NA	0.15	YES	NA	2.1	NO	NA
SW 8270C-SIM	SVOC	Benzo(a)pyrene	LYMW10 (9-10 ft)	1/15/2014	00050-32-8	0.73	NA	mg/kg			0.2	YES	NA	0.015	YES	NA	0.21	YES	NA
SW 8270C-SIM	SVOC	Benzo(b)fluoranthene	LYMW10 (9-10 ft)	1/15/2014	00205-99-2	0.4	NA	mg/kg			0.14	YES	NA	0.15	YES	NA	2.1	NO	NA
SW 8270C-SIM	SVOC	Benzo(g,h,i)perylene	LYMW10 (9-10 ft)	1/15/2014	00191-24-2	0.46	NA	mg/kg			--	--	--	--	--	--	--	--	--
SW 8270C-SIM	SVOC	Chrysene	LYMW10 (9-10 ft)	1/15/2014	00218-01-9	0.43	NA	mg/kg			4.66	NO	NA	15	NO	NA	--	--	--

TABLE 3-1A. SMEAR ZONE POINT BY POINT SCREEN
WYOMING DEPARTMENT OF ENVIRONMENTAL QUALITY, LARAMIE FORMER YTTRIUM PLANT, LARAMIE, WYOMING

Method	Method Category	Analyte	Sample_ID	Date Sampled	Tri Cas	Detected Result	MDL	Value Units	Lab Qualifier	Reviewer Qualifier	WDEQ MTGW (mg/kg)	Is Detection > MTGW Standard?	Is MDL > MTGW Standard?	Residential Soil Screening Values (mg/kg)	Is Detection > Residential Standard?	Is MDL > Residential Standard?	Industrial Screening Values-Soil (mg/kg)	Is Detection > Industrial Standard?	Is MDL > Industrial Standard?
SW 8270C-SIM	SVOC	Dibenzo(a,h)anthracene	LYMW10 (9-10 ft)	1/15/2014	00053-70-3	0.29	NA	mg/kg			0.044	YES	NA	0.015	YES	NA	0.21	YES	NA
SW 8270C-SIM	SVOC	Fluorene	LYMW10 (9-10 ft)	1/15/2014	00086-73-7	0.36	NA	mg/kg			20.44	NO	NA	2,300	NO	NA	--	--	--
SW 8270C-SIM	SVOC	Indeno(1,2,3-cd)pyrene	LYMW10 (9-10 ft)	1/15/2014	00193-39-5	0.23	NA	mg/kg			0.41	NO	NA	0.15	YES	NA	2.1	NO	NA
SW 8270C-SIM	SVOC	1-Methylnaphthalene	LYMW10 (9-10 ft)	1/15/2014	00090-12-0	2.5	NA	mg/kg		J	0.0051	YES	NA	16	NO	NA	53	NO	NA
SW 8270C-SIM	SVOC	2-Methylnaphthalene	LYMW10 (9-10 ft)	1/15/2014	00091-57-6	2.7	NA	mg/kg			0.391	YES	NA	230	NO	NA	220	NO	NA
SW 8270C-SIM	SVOC	Naphthalene	LYMW10 (9-10 ft)	1/15/2014	00091-20-3	2.1	NA	mg/kg			1.61	YES	NA	3.6	NO	NA	18	NO	NA
SW 8270C-SIM	SVOC	Phenanthrene	LYMW10 (9-10 ft)	1/15/2014	00085-01-8	0.84	NA	mg/kg			--	--	--	--	--	--	--	--	--
SW 8270C-SIM	SVOC	Pyrene	LYMW10 (9-10 ft)	1/15/2014	00129-00-0	0.32	NA	mg/kg			114.67	NO	NA	1,700	NO	NA	--	--	--
SW 8270C	SVOC	Bis(2-chloroethyl)ether	LYMW10 (9-10 ft)	1/15/2014	00111-44-4	ND	0.021	mg/kg	U		0.0000166	ND	YES	0.21	ND	NO	1	ND	NO
SW 8270C	SVOC	Bis(2-ethylhexyl)phthalate	LYMW10 (9-10 ft)	1/15/2014	00117-81-7	ND	0.059	mg/kg	U		90.6	ND	NO	35	ND	NO	--	--	--
SW 8270C	SVOC	Butylbenzylphthalate	LYMW10 (9-10 ft)	1/15/2014	00085-68-7	ND	0.055	mg/kg	U		420.63	ND	NO	260	ND	NO	--	--	--
SW 8270C	SVOC	Carbazole	LYMW10 (9-10 ft)	1/15/2014	00086-74-8	0.13	NA	mg/kg	J	J	--	--	--	--	--	--	--	--	--
SW 8270C	SVOC	4-Chloroaniline	LYMW10 (9-10 ft)	1/15/2014	00106-47-8	ND	0.1	mg/kg	U		0.039	ND	YES	2.4	ND	NO	8.6	ND	NO
SW 8270C	SVOC	1,2-Dichlorobenzene	LYMW10 (9-10 ft)	1/15/2014	00095-50-1	ND	0.028	mg/kg	U		0.5	ND	NO	1,900	ND	NO	--	--	--
SW 8270C	SVOC	1,4-Dichlorobenzene	LYMW10 (9-10 ft)	1/15/2014	00106-46-7	ND	0.017	mg/kg	U		0.06	ND	NO	2,400	ND	NO	12	ND	NO
SW 8270C	SVOC	3,3-Dichlorobenzidine	LYMW10 (9-10 ft)	1/15/2014	00091-94-1	ND	0.11	mg/kg	U		0.00018	ND	YES	1.1	ND	NO	3.8	ND	NO
SW 8270C	SVOC	Diethylphthalate	LYMW10 (9-10 ft)	1/15/2014	00084-66-2	ND	0.033	mg/kg	U		14.25	ND	NO	49,000	ND	NO	--	--	--
SW 8270C	SVOC	2,4-Dimethylphenol	LYMW10 (9-10 ft)	1/15/2014	00105-67-9	ND	0.084	mg/kg	U		0.3	ND	NO	1,200	ND	NO	1,200	ND	NO
SW 8270C	SVOC	Di-n-butylphthalate	LYMW10 (9-10 ft)	1/15/2014	00084-74-2	ND	0.037	mg/kg	U		124.465	ND	NO	6,100	ND	NO	--	--	--
SW 8270C	SVOC	2,4-Dinitrotoluene	LYMW10 (9-10 ft)	1/15/2014	00121-14-2	ND	0.084	mg/kg	U		0.02	ND	YES	1.6	ND	NO	5.5	ND	NO
SW 8270C	SVOC	2,6-Dinitrotoluene	LYMW10 (9-10 ft)	1/15/2014	00606-20-2	ND	0.036	mg/kg	U		0.0098	ND	YES	0.33	ND	NO	1.2	ND	NO
SW 8270C	SVOC	Di-n-octylphthalate	LYMW10 (9-10 ft)	1/15/2014	00117-84-0	ND	0.018	mg/kg	U		4.4	ND	NO	61	ND	NO	--	--	--
SW 8270C	SVOC	Hexachlorobutadiene	LYMW10 (9-10 ft)	1/15/2014	00087-68-3	ND	0.013	mg/kg	U		0.059	ND	NO	6.2	ND	NO	22	ND	NO
SW 8270C	SVOC	Hexachlorocyclopentadiene	LYMW10 (9-10 ft)	1/15/2014	00077-47-4	ND	0.064	mg/kg	U		10.02	ND	NO	370	ND	NO	--	--	--
SW 8270C	SVOC	Hexachloroethane	LYMW10 (9-10 ft)	1/15/2014	00067-72-1	ND	0.027	mg/kg	U		0.0019	ND	YES	12	ND	NO	43	ND	NO
SW 8270C	SVOC	Isophorone	LYMW10 (9-10 ft)	1/15/2014	00078-59-1	ND	0.022	mg/kg	U		0.022	ND	NO	510	ND	NO	1,800	ND	NO
SW 8270C	SVOC	2-Methylphenol	LYMW10 (9-10 ft)	1/15/2014	00095-48-7	ND	0.017	mg/kg	U		0.53	ND	NO	3,100	ND	NO	--	--	--
SW 8270C	SVOC	3-Methylphenol	LYMW10 (9-10 ft)	1/15/2014	00108-39-4	ND	0.042	mg/kg	U		0.91	ND	NO	3,100	ND	NO	--	--	--
SW 8270C	SVOC	4-Methylphenol	LYMW10 (9-10 ft)	1/15/2014	00106-44-5	ND	0.042	mg/kg	U		0.091	ND	NO	6,100	ND	NO	6,200	ND	NO
SW 8270C	SVOC	Nitrobenzene	LYMW10 (9-10 ft)	1/15/2014	00098-95-3	ND	0.028	mg/kg	U		0.02	ND	YES	4.8	ND	NO	24	ND	NO
SW 8270C	SVOC	N-Nitrosodi-n-propylamine	LYMW10 (9-10 ft)	1/15/2014	00621-64-7	ND	0.04	mg/kg	U		0.00000273	ND	YES	0.069	ND	NO	0.25	ND	NO

TABLE 3-1A. SMEAR ZONE POINT BY POINT SCREEN
WYOMING DEPARTMENT OF ENVIRONMENTAL QUALITY, LARAMIE FORMER YTTRIUM PLANT, LARAMIE, WYOMING

Method	Method Category	Analyte	Sample_ID	Date Sampled	Tri Cas	Detected Result	MDL	Value Units	Lab Qualifier	Reviewer Qualifier	WDEQ MTGW (mg/kg)	Is Detection > MTGW Standard?	Is MDL > MTGW Standard?	Residential Soil Screening Values (mg/kg)	Is Detection > Residential Standard?	Is MDL > Residential Standard?	Industrial Screening Values-Soil (mg/kg)	Is Detection > Industrial Standard?	Is MDL > Industrial Standard?
SW 8270C	SVOC	N-Nitrosodiphenylamine	LYMW10 (9-10 ft)	1/15/2014	00086-30-6	ND	0.027	mg/kg	U		0.026	ND	YES	99	ND	NO	350	ND	NO
SW 8270C	SVOC	Phenol	LYMW10 (9-10 ft)	1/15/2014	00108-95-2	ND	0.023	mg/kg	U		2.49	ND	NO	18,000	ND	NO	--	--	--
SW 8270C	SVOC	Pyridine	LYMW10 (9-10 ft)	1/15/2014	00110-86-1	ND	0.17	mg/kg	U		0.0099	ND	YES	78	ND	NO	100	ND	NO
SW 8270C	SVOC	1,2,4-Trichlorobenzene	LYMW10 (9-10 ft)	1/15/2014	00120-82-1	ND	0.036	mg/kg	U		0.14	ND	NO	22	ND	NO	27	ND	NO
SW 8015C-DRO	GENERAL	TPH DRO	LYMW10 (9-10 ft)	1/15/2014	TEH1	320	NA	mg/kg		J	--	--	--	2,300	NO	NA	--	--	--
SW 8015C_GRO	GENERAL	TPH GRO	LYMW10 (9-10 ft)	1/15/2014	TVH1	270	NA	mg/kg		J	--	--	--	28	YES	NA	--	--	--
SW 7471A	METALS	Mercury, Total	LYMW10 (9-10 ft)	1/15/2014	HG	0.014	NA	mg/kg	J	J	0.1	NO	NA	10	NO	NA	4.3	NO	NA
SW 6010B	METALS	Aluminum, Total	LYMW10 (9-10 ft)	1/15/2014	AL	5900	NA	mg/kg		J	54,760.95	NO	NA	77,000	NO	NA	--	--	--
SW 6010B	METALS	Boron, Total	LYMW10 (9-10 ft)	1/15/2014	B	2.7	NA	mg/kg	J	J	2.475	YES	NA	16,000	NO	NA	20,000	NO	NA
SW 6010B	METALS	Calcium, Total	LYMW10 (9-10 ft)	1/15/2014	CA	2200	NA	mg/kg		J	--	--	--	--	--	--	--	--	--
SW 6010B	METALS	Iron, Total	LYMW10 (9-10 ft)	1/15/2014	FE	10000	NA	mg/kg			645.15	YES	NA	55,000	NO	NA	72,000	NO	NA
SW 6010B	METALS	Magnesium, Total	LYMW10 (9-10 ft)	1/15/2014	MG	2600	NA	mg/kg		J	--	--	--	--	--	--	--	--	--
SW 6010B	METALS	Potassium, Total	LYMW10 (9-10 ft)	1/15/2014	K	990	NA	mg/kg		J	--	--	--	--	--	--	--	--	--
SW 6010B	METALS	Sodium, Total	LYMW10 (9-10 ft)	1/15/2014	NA	ND	590	mg/kg	J	U	--	--	--	--	--	--	--	--	--
20B	GENERAL	Sodium Adsorption Ratio	LYMW10 (9-10 ft)	1/15/2014	SAR	3.8	NA	unitless			--	--	--	--	--	--	--	--	--
20B	GENERAL	Sodium, Dissolved	LYMW10 (9-10 ft)	1/15/2014	DNA	190	NA	mg/kg			--	--	--	--	--	--	--	--	--
20B	GENERAL	Calcium, Dissolved	LYMW10 (9-10 ft)	1/15/2014	DCA	86	NA	mg/kg			--	--	--	--	--	--	--	--	--
20B	GENERAL	Magnesium, Dissolved	LYMW10 (9-10 ft)	1/15/2014	DMG	66	NA	mg/kg			--	--	--	--	--	--	--	--	--
20B	GENERAL	Sodium, Exchangeable Percentage	LYMW10 (9-10 ft)	1/15/2014	NA_EXCH_P	4.1	NA	unitless			--	--	--	--	--	--	--	--	--

TABLE 3-1B. SMEAR ZONE SCREEN SUMMARY
WYOMING DEPARTMENT OF ENVIRONMENTAL QUALITY, LARAMIE FORMER YTTRIUM PLANT
LARAMIE, WYOMING

CATEGORY	ANALYTE	TRI-CAS	SMEARZONE		
			MGTW	Residential	Industrial
SVOC	Dibenzofuran	00132-64-9	X		
SVOC	Benzo(a)anthracene	00056-55-3	X	X	
SVOC	Benzo(a)pyrene	00050-32-8	X	X	X
SVOC	Benzo(b)fluoranthene	00205-99-2	X	X	
SVOC	Dibenzo(a,h)anthracene	00053-70-3	X	X	X
SVOC	1-Methylnaphthalene	00090-12-0	X		
SVOC	Indeno(1,2,3-cd)pyrene	00193-39-5		X	
SVOC	2-Methylnaphthalene	00091-57-6	X		
SVOC	Naphthalene	00091-20-3	X		
GENERAL	TPH GRO	TVH1		X	
METALS	Arsenic, Total	AS	X	X	X
METALS	Manganese, Total	MN	X		
METALS	Selenium, Total	SE	X		
METALS	Thallium, Total	TL	X		
METALS	Cobalt, Total	CO	X		
METALS	Boron, Total	B	X		
METALS	Iron, Total	FE	X		

TABLE 3-2A. STATISTICAL SURFACE SOIL MIGRATION TO GROUNDWATER CONSTITUENT OF CONCERN (COC) SCREEN
WYOMING DEPARTMENT OF ENVIRONMENTAL QUALITY, LARAMIE FORMER YTTRIUM PLANT, LARAMIE, WYOMING

CATEGORY	ANALYTE	TRI-CAS	NUMBER OF SAMPLES	NUMBER OF DETECTS	PERCENT DETECTED	MINIMUM DETECTED	MAXIMUM DETECTED	MINIMUM REPORTING LIMIT[b]	MAXIMUM REPORTING LIMIT[b]	MINIMUM MDL[b]	MAXIMUM MDL[b]	MGTW SL[c]	IS THE FOD GREATER THAN 0%?	IS THE MAX DETECT > SL	RETAIN DUE TO DETECTED RESULT?	IS THE MAX MDL > SL?	FINAL COMPOUNDS FOR RETENTION	QUALITATIVE REVIEW (see rules below)
VOC	2-BUTANONE	00078-93-3	16	2	13%	0.012	0.015	0.01	12	0.01	12	4.48E+00	YES	NO	Drop	YES	Drop	Rule 1
VOC	ACETONE	00067-64-1	16	10	63%	0.0063	0.036	0.61	12	0.61	12	6.58E+00	YES	NO	Drop	YES	Drop	Rule 1
VOC	ACETOPHENONE	00098-86-2	33	15	45%	0.043	0.09	1.8	5.9	1.8	5.9	NL	YES	NA	Drop	NA	Drop	Rule 4
VOC	BENZALDEHYDE	00100-52-7	33	17	52%	0.039	0.61	1.8	5.3	1.8	5.3	NL	YES	NA	Drop	NA	Drop	Rule 4
VOC	BIPHENYL	00092-52-4	16	2	13%	0.21	0.22	0.19	3.8	0.19	3.8	NL	YES	NA	Drop	NA	Drop	Rule 4
VOC	CARBON DISULFIDE	00075-15-0	16	4	25%	0.00087	0.0073	0.01	6.2	0.01	6.2	1.29E+00	YES	NO	Drop	YES	Drop	Rule 1
VOC	CYCLOHEXANE	00110-82-7	16	5	31%	0.00066	1.8	0.01	6.2	0.01	6.2	NL	YES	NA	Drop	NA	Drop	Rule 4
VOC	ETHYLBENZENE	00100-41-4	16	4	25%	0.00023	0.78	0.01	1.4	0.01	1.4	4.14E-01	YES	YES	Retain	YES	Retain	Rule 2
VOC	ISOPROPYLBENZENE	00098-82-8	16	7	44%	0.0004	0.84	0.01	0.32	0.01	0.32	NL	YES	NA	Drop	NA	Drop	Rule 4
VOC	M,P-XYLENE[a]	MPXYLENE	16	5	31%	0.0002	0.83	0.01	6.2	0.01	6.2	4.49E+00	YES	NO	Drop	YES	Drop	Rule 1
VOC	METHYL CYCLOHEXANE	00108-87-2	16	8	50%	0.00085	6.8	0.01	0.32	0.01	0.32	NL	YES	NA	Drop	NA	Drop	Rule 4
VOC	METHYLENE CHLORIDE	00075-09-2	16	10	63%	0.00079	0.011	0.3	6.2	0.3	6.2	1.10E-03	YES	YES	Retain	YES	Retain	Rule 2
VOC	O-XYLENE	00095-47-6	16	3	19%	0.00017	0.11	0.01	6.2	0.01	6.2	4.24E+00	YES	NO	Drop	YES	Drop	Rule 1
VOC	TOLUENE	00108-88-3	16	5	31%	0.00016	0.077	0.01	6.2	0.01	6.2	4.06E-01	YES	NO	Drop	YES	Drop	Rule 1
VOC	TRICHLOROETHENE	00079-01-6	16	1	6%	0.00025	0.00025	0.01	6.2	0.01	6.2	2.01E-03	YES	NO	Drop	YES	Drop	Rule 1
SVOC	1,2,4-TRICHLOROBENZENE	00120-82-1	6	0	0%	ALL ND	ALL ND	0.34	3.5	0.029	0.29	0.14	NO	ALL ND	Drop	YES	Drop	Rule 3
SVOC	1,2-DICHLOROBENZENE	00095-50-1	6	0	0%	ALL ND	ALL ND	0.34	3.5	0.023	0.23	0.5	NO	ALL ND	Drop	NO	Drop	Rule 5
SVOC	1,4-DICHLOROBENZENE	00106-46-7	6	0	0%	ALL ND	ALL ND	0.34	3.5	0.014	0.14	0.06	NO	ALL ND	Drop	YES	Drop	Rule 3
SVOC	1-METHYLNAPHTHALENE	00090-12-0	6	6	100%	0.0017	0.63	ALL DETECTS	ALL DETECTS	ALL DETECTS	ALL DETECTS	0.0051	YES	YES	Retain	ALL DETECTS	Retain	Rule 2
SVOC	2,4-DIMETHYLPHENOL	00105-67-9	6	0	0%	ALL ND	ALL ND	0.34	3.5	0.068	0.69	0.3	NO	ALL ND	Drop	YES	Drop	Rule 3
SVOC	2,4-DINITROTOLUENE	00121-14-2	6	0	0%	ALL ND	ALL ND	0.34	3.5	0.068	0.69	0.02	NO	ALL ND	Drop	YES	Drop	Rule 3
SVOC	2,6-DINITROTOLUENE	00606-20-2	36	2	6%	3.5	4	0.13	3.5	0.029	1.2	0.0098	YES	YES	Retain	YES	Retain	Rule 2
SVOC	2-METHYLNAPHTHALENE	00091-57-6	53	42	79%	0.0029	4.5	0.9	5.3	0.9	5.3	0.391	YES	YES	Retain	YES	Retain	Rule 2
SVOC	2-METHYLPHENOL	00095-48-7	6	0	0%	ALL ND	ALL ND	0.34	3.5	0.013	0.14	0.53	NO	ALL ND	Drop	NO	Drop	Rule 5
SVOC	3,3-DICHLOROBENZIDINE	00091-94-1	6	0	0%	ALL ND	ALL ND	0.68	6.9	0.093	0.94	0.00018	NO	ALL ND	Drop	YES	Drop	Rule 3
SVOC	3-METHYLPHENOL	00108-39-4	6	0	0%	ALL ND	ALL ND	0.34	3.5	0.034	0.35	0.91	NO	ALL ND	Drop	NO	Drop	Rule 5
SVOC	4-CHLOROANILINE	00106-47-8	6	0	0%	ALL ND	ALL ND	0.34	3.5	0.085	0.86	0.039	NO	ALL ND	Drop	YES	Drop	Rule 3
SVOC	4-METHYLPHENOL	00106-44-5	23	1	4%	1.9	1.9	0.34	5.3	0.034	5.3	0.091	YES	YES	Retain	YES	Retain	Rule 2
SVOC	ACENAPHTHENE	00083-32-9	52	23	44%	0.0054	0.25	0	3.8	0	3.8	15.94	YES	NO	Drop	NO	Drop	Rule 5
SVOC	ACENAPHTHYLENE	00208-96-8	36	15	42%	0.0028	0.065	0.0052	0.03	0.00018	0.03	NL	YES	NA	Drop	NA	Drop	Rule 4
SVOC	ANTHRACENE	00120-12-7	69	40	58%	0.0024	1.8	0.0058	5.3	0.00083	5.3	323.73	YES	NO	Drop	NO	Drop	Rule 5
SVOC	BENZO(A)ANTHRACENE	00056-55-3	69	50	72%	0.0028	5.4	0.01	5.3	0.01	5.3	0.047	YES	YES	Retain	YES	Retain	Rule 2
SVOC	BENZO(A)PYRENE	00050-32-8	69	47	68%	0.0028	5.7	0.19	5.3	0.19	5.3	0.2	YES	YES	Retain	YES	Retain	Rule 2
SVOC	BENZO(B)FLUORANTHENE	00205-99-2	53	45	85%	0.0035	4.2	1.8	5.3	1.8	5.3	0.14	YES	YES	Retain	YES	Retain	Rule 2
SVOC	BENZO(G,H,I)PERYLENE	00191-24-2	69	50	72%	0.0037	6.5	0.19	5.3	0.19	5.3	NL	YES	NA	Drop	NA	Drop	Rule 4
SVOC	BENZO(K)FLUORANTHENE	00207-08-9	53	42	79%	0.0012	2.3	0.0054	5.3	0.0011	5.3	1.44	YES	YES	Retain	YES	Retain	Rule 2
SVOC	BIS(2-CHLOROETHYL)ETHER	00111-44-4	6	0	0%	ALL ND	ALL ND	0.34	3.5	0.017	0.17	0.0000166	NO	ALL ND	Drop	YES	Drop	Rule 3
SVOC	BIS(2-ETHYLHEXYL)PHTHALATE	00117-81-7	39	15	38%	0.007	16	0.34	5.3	0.048	5.3	90.6	YES	NO	Drop	NO	Drop	Rule 5
SVOC	BUTYLBENZYLPHTHALATE	00085-68-7	69	8	12%	0.014	1.1	0.19	5.9	0.046	5.9	420.63	YES	NO	Drop	NO	Drop	Rule 5
SVOC	CARBAZOLE	00086-74-8	36	1	3%	0.31	0.31	0.15	3.5	0.037	1.4	NL	YES	NA	Drop	NA	Drop	Rule 4
SVOC	CHRYSENE	00218-01-9	69	50	72%	0.0056	8.5	0.19	5.3	0.19	5.3	4.66	YES	YES	Retain	YES	Retain	Rule 2
SVOC	DIBENZO(A,H)ANTHRACENE	00053-70-3	53	37	70%	0.0046	2.2	0.0054	5.9	0.0014	5.9	0.044	YES	YES	Retain	YES	Retain	Rule 2
SVOC	DIBENZOFURAN	00132-64-9	52	7	13%	0.0022	0.26	0.0054	3.9	0.00032	3.9	0.011	YES	YES	Retain	YES	Retain	Rule 2
SVOC	DIETHYLPHTHALATE	00084-66-2	22	1	5%	0.0079	0.0079	0.19	6.9	0.027	3.9	14.25	YES	NO	Drop	NO	Drop	Rule 5
SVOC	DI-N-BUTYLPHTHALATE	00084-74-2	39	6	15%	0.01	1.8	0.19	5.9	0.031	5.9	124.465	YES	NO	Drop	NO	Drop	Rule 5
SVOC	DI-N-OCTYLPHTHALATE	00117-84-0	6	0	0%	ALL ND	ALL ND	0.34	3.5	0.015	0.15	4.4	NO	ALL ND	Drop	NO	Drop	Rule 5
SVOC	FLUORANTHENE	00206-44-0	53	46	87%	0.0035	3.2	1.8	5.9	1.8	5.9	156.51	YES	NO	Drop	NO	Drop	Rule 5
SVOC	FLUORENE	00086-73-7	69	25	36%	0.00095	0.27	0.0054	5.9	0.00051	5.9	20.44	YES	NO	Drop	NO	Drop	Rule 5
SVOC	HEXACHLOROBUTADIENE	00087-68-3	6	0	0%	ALL ND	ALL ND	0.34	3.5	0.01	0.1	0.059	NO	ALL ND	Drop	YES	Drop	Rule 3
SVOC	HEXACHLOROCYCLOPENTADIENE	00077-47-4	6	0	0%	ALL ND	ALL ND	1.7	17	0.052	0.52	10.02	NO	ALL ND	Drop	NO	Drop	Rule 5
SVOC	HEXACHLOROETHANE	00067-72-1	6	0	0%	ALL ND	ALL ND	0.34	3.5	0.022	0.22	0.0019	NO	ALL ND	Drop	YES	Drop	Rule 3
SVOC	INDENO(1,2,3-CD)PYRENE	00193-39-5	53	44	83%	0.0021	5.9	0.01	5.3	0.01	5.3	0.41	YES	YES	Retain	YES	Retain	Rule 2
SVOC	ISOPHORONE	00078-59-1	6	0	0%	ALL ND	ALL ND	0.34	3.5	0.018	0.18	0.022	NO	ALL ND	Drop	YES	Drop	Rule 3
SVOC	NAPHTHALENE	00091-20-3	69	39	57%	0.0044	0.88	0.0054	5.3	0.00035	5.3	1.61	YES	NO	Drop	YES	Drop	Rule 1
SVOC	NITROBENZENE	00098-95-3	6	0	0%	ALL ND	ALL ND	0.34	3.5	0.023	0.23	0.02	NO	ALL ND	Drop	YES	Drop	Rule 3
SVOC	N-NITROSODI-N-PROPYLAMINE	00621-64-7	6	0	0%	ALL ND	ALL ND	0.34	3.5	0.032	0.32	2.73E-06	NO	ALL ND	Drop	YES	Drop	Rule 3
SVOC	N-NITROSODIPHENYLAMINE	00086-30-6	6	0	0%	ALL ND	ALL ND	0.34	3.5	0.022	0.22	0.026	NO	ALL ND	Drop	YES	Drop	Rule 3
SVOC	PHENANTHRENE	00085-01-8	69	54	78%	0.0086	23	0.19	5.3	0.19	5.3	NL	YES	NA	Drop	NA	Drop	Rule 4
SVOC	PHENOL	00108-95-2	22	11	50%	0.018	0.026	0.34	3.9	0.019	3.9	2.49	YES	NO	Drop	YES	Drop	Rule 1
SVOC	PYRENE	00129-00-0	69	59	86%	0.0065	20	0.19	5.3	0.19	5.3	114.67	YES	NO	Drop	NO	Drop	Rule 5
SVOC	PYRIDINE	00110-86-1	36	1	3%	0.44	0.44	0.2	6.9	0.13	2	0.0099	YES	YES	Retain	YES	Retain	Rule 2

TABLE 3-2A. STATISTICAL SURFACE SOIL MIGRATION TO GROUNDWATER CONSTITUENT OF CONCERN (COC) SCREEN
WYOMING DEPARTMENT OF ENVIRONMENTAL QUALITY, LARAMIE FORMER YTTRIUM PLANT, LARAMIE, WYOMING

CATEGORY	ANALYTE	TRI-CAS	NUMBER OF SAMPLES	NUMBER OF DETECTS	PERCENT DETECTED	MINIMUM DETECTED	MAXIMUM DETECTED	MINIMUM REPORTING LIMIT[b]	MAXIMUM REPORTING LIMIT[b]	MINIMUM MDL[b]	MAXIMUM MDL[b]	MGTW SL[c]	IS THE FOD GREATER THAN 0%?	IS THE MAX DETECT > SL	RETAIN DUE TO DETECTED RESULT?	IS THE MAX MDL > SL?	FINAL COMPOUNDS FOR RETENTION	QUALITATIVE REVIEW (see rules below)
METALS	ALUMINUM, TOTAL	AL	56	56	100%	1160	16000	ALL DETECTS	ALL DETECTS	ALL DETECTS	ALL DETECTS	54760.95	YES	NO	Drop	ALL DETECTS	Drop	Rule 5
METALS	ANTIMONY, TOTAL	SB	40	16	40%	0.29	6	0.15	8.7	0.014	8.7	0.27	YES	YES	Retain	YES	Retain	Rule 2
METALS	ARSENIC, TOTAL	AS	56	56	100%	0.98	19.7	ALL DETECTS	ALL DETECTS	ALL DETECTS	ALL DETECTS	0.293	YES	YES	Retain	ALL DETECTS	Retain	Rule 2
METALS	BARIUM, TOTAL	BA	56	56	100%	7.2	575	ALL DETECTS	ALL DETECTS	ALL DETECTS	ALL DETECTS	82.6	YES	YES	Retain	ALL DETECTS	Retain	Rule 2
METALS	BERYLLIUM, TOTAL	BE	56	42	75%	0.02	1.4	0.52	0.73	0.52	0.73	3.1612	YES	NO	Drop	NO	Drop	Rule 5
METALS	BORON, TOTAL	B	6	6	100%	4.6	160	ALL DETECTS	ALL DETECTS	ALL DETECTS	ALL DETECTS	2.475	YES	YES	Retain	ALL DETECTS	Retain	Rule 2
METALS	CADMIUM, TOTAL	CD	56	56	100%	0.022	23.8	ALL DETECTS	ALL DETECTS	ALL DETECTS	ALL DETECTS	0.3765	YES	YES	Retain	ALL DETECTS	Retain	Rule 2
METALS	CALCIUM, TOTAL	CA	56	56	100%	708	40000	ALL DETECTS	ALL DETECTS	ALL DETECTS	ALL DETECTS	NL	YES	NA	Drop	NA	Drop	Rule 4
METALS	CHROMIUM, TOTAL	CR	56	56	100%	1.7	64.2	ALL DETECTS	ALL DETECTS	ALL DETECTS	ALL DETECTS	180000.03	YES	NO	Drop	ALL DETECTS	Drop	Rule 5
METALS	COBALT, TOTAL	CO	56	56	100%	1.4	19	ALL DETECTS	ALL DETECTS	ALL DETECTS	ALL DETECTS	0.49	YES	YES	Retain	ALL DETECTS	Retain	Rule 2
METALS	COPPER, TOTAL	CU	56	56	100%	1.1	101	ALL DETECTS	ALL DETECTS	ALL DETECTS	ALL DETECTS	45.89	YES	YES	Retain	ALL DETECTS	Retain	Rule 2
METALS	IRON, TOTAL	FE	56	56	100%	3010	66300	ALL DETECTS	ALL DETECTS	ALL DETECTS	ALL DETECTS	645.15	YES	YES	Retain	ALL DETECTS	Retain	Rule 2
METALS	LEAD, TOTAL	PB	56	56	100%	1.7	2140	ALL DETECTS	ALL DETECTS	ALL DETECTS	ALL DETECTS	13.51	YES	YES	Retain	ALL DETECTS	Retain	Rule 2
METALS	MAGNESIUM, TOTAL	MG	56	56	100%	488	8300	ALL DETECTS	ALL DETECTS	ALL DETECTS	ALL DETECTS	NL	YES	NA	Drop	NA	Drop	Rule 4
METALS	MANGANESE, TOTAL	MN	56	56	100%	23.6	1150	ALL DETECTS	ALL DETECTS	ALL DETECTS	ALL DETECTS	3.27	YES	YES	Retain	ALL DETECTS	Retain	Rule 2
METALS	MERCURY, TOTAL	HG	22	22	100%	0.0077	24	ALL DETECTS	ALL DETECTS	ALL DETECTS	ALL DETECTS	0.1	YES	YES	Retain	ALL DETECTS	Retain	Rule 2
METALS	NICKEL, TOTAL	NI	56	56	100%	1.6	60	ALL DETECTS	ALL DETECTS	ALL DETECTS	ALL DETECTS	47.6	YES	YES	Retain	ALL DETECTS	Retain	Rule 2
METALS	POTASSIUM, TOTAL	K	56	56	100%	173	3500	ALL DETECTS	ALL DETECTS	ALL DETECTS	ALL DETECTS	NL	YES	NA	Drop	NA	Drop	Rule 4
METALS	SELENIUM, TOTAL	SE	40	20	50%	0.19	2	0.51	4.3	0.14	4.3	0.265	YES	YES	Retain	YES	Retain	Rule 2
METALS	SILVER, TOTAL	AG	22	6	27%	0.026	0.21	0.11	0.17	0.023	0.17	0.86	YES	NO	Drop	NO	Drop	Rule 5
METALS	SODIUM, TOTAL	NA	56	52	93%	36.8	997	490	540	58	540	NL	YES	NA	Drop	NA	Drop	Rule 4
METALS	THALLIUM, TOTAL	TL	40	29	73%	0.12	1	0.11	3.1	0.0039	3.1	0.14	YES	YES	Retain	YES	Retain	Rule 2
METALS	VANADIUM, TOTAL	VA	56	56	100%	4.6	38.7	ALL DETECTS	ALL DETECTS	ALL DETECTS	ALL DETECTS	255.08	YES	NO	Drop	ALL DETECTS	Drop	Rule 5
METALS	ZINC, TOTAL	ZN	56	56	100%	6.5	1200	ALL DETECTS	ALL DETECTS	ALL DETECTS	ALL DETECTS	311.5	YES	YES	Retain	ALL DETECTS	Retain	Rule 2
GENERAL	CALCIUM, DISSOLVED	DCA	6	6	100%	97	580	ALL DETECTS	ALL DETECTS	ALL DETECTS	ALL DETECTS	NL	YES	NA	Drop	NA	Drop	Rule 4
GENERAL	CHLORIDE	CHLORIDE	6	6	100%	5.2	97	ALL DETECTS	ALL DETECTS	ALL DETECTS	ALL DETECTS	NL	YES	NA	Drop	NA	Drop	Rule 4
GENERAL	MAGNESIUM, DISSOLVED	DMG	6	5	83%	29	1200	2	2	0	0	NL	YES	NA	Drop	NA	Drop	Rule 4
GENERAL	PH, LABORATORY	PH_LAB	6	6	100%	7.73	11.4	ALL DETECTS	ALL DETECTS	ALL DETECTS	ALL DETECTS	NL	YES	NA	Drop	NA	Drop	Rule 4
GENERAL	SODIUM ADSORPTION RATIO	SAR	6	3	50%	2	3.6	1.2	1.2	0	0	NL	YES	NA	Drop	NA	Drop	Rule 4
GENERAL	SODIUM, DISSOLVED	DNA	6	6	100%	39	660	ALL DETECTS	ALL DETECTS	ALL DETECTS	ALL DETECTS	NL	YES	NA	Drop	NA	Drop	Rule 4
GENERAL	SODIUM, EXCHANGEABLE PERCENTAGE	NA_EXCH_P	6	3	50%	1.6	3.9	0.5	0.5	0	0	NL	YES	NA	Drop	NA	Drop	Rule 4
GENERAL	SULFATE	SULFATE	6	6	100%	11	4000	ALL DETECTS	ALL DETECTS	ALL DETECTS	ALL DETECTS	NL	YES	NA	Drop	NA	Drop	Rule 4
GENERAL	TEMPERATURE	TEMP	6	6	100%	21.9	22.5	ALL DETECTS	ALL DETECTS	ALL DETECTS	ALL DETECTS	NL	YES	NA	Drop	NA	Drop	Rule 4
TPH	TPH DRO	TEH1	40	36	90%	4	14000	4	4.7	4	4.7	NL	YES	NA	Drop	NA	Drop	Rule 4
TPH	TPH GRO	TVH1	22	17	77%	0.42	30	1.3	1.4	0.34	0.37	NL	YES	NA	Drop	NA	Drop	Rule 4

Notes:
All results in mg/kg
Some RL and MDL values are represented as 0. These analytes do not have RLs or MDLs available.
a - The most conservative screening level of m and p xylenes used.
b - Results based on removal of detected RL's and MDLs
c - MTGW values based on Fact Sheet #12, December 2013 (per Site workplan)
ALL ND - All results were non-detect and the FOD is 0%
Drop - Analyte meets requirements to drop from COC List
FOD - Frequency of Detect
Retain - Retain Analyte for Further Evaluation
MDL - Method Detection Limit
MAX - Maximum
MIN - Minimum

MGTW - Migration to Groundwater
NL - Screening Value, Not-Listed
NA - Not Applicable
RL - Reporting Limit
SL - Screening Level

Qualitative Review:
Rule 1 - If the MDL exceeds the screening value, but all data are historic, drop from COC list.
Rule 2 - If the analyte is detected and above the screening value then retain.
Rule 3 - If not detected but retained in either the groundwater or subsurface soils, then retain.
Rule 4 - If no screening value, drop.
Rule 5 - If the detected results and the non-detected results are below the screening value, then drop.

In the case where both Rule 1 and Rule 3 applied, the WDEQ evaluated results against both current and historical data.

TABLE 3-2B. STATISTICAL SUBSURFACE SOIL MIGRATION TO GROUNDWATER CONSTITUENT OF CONCERN (COC) SCREEN
WYOMING DEPARTMENT OF ENVIRONMENTAL QUALITY, LARAMIE FORMER YTTRIUM PLANT, LARAMIE, WYOMING

CATEGORY	ANALYTE	TRI-CAS	NUMBER OF SAMPLES	NUMBER OF DETECTS	PERCENT DETECTED	MINIMUM DETECTED	MAXIMUM DETECTED	MINIMUM REPORTING LIMIT[b]	MAXIMUM REPORTING LIMIT[b]	MINIMUM MDL[b]	MAXIMUM MDL[b]	MGTW SL[c]	IS THE FOD GREATER THAN 0%?	IS THE MAX DETECT > SL	RETAIN?	IS THE MAX MDL > SL?	FINAL COMPOUNDS FOR RETENTION	QUALITATIVE REVIEW (see rules below)
SVOC	1,2,4-TRICHLOROBENZENE	00120-82-1	6	0	0%	ALL ND	ALL ND	0.32	0.38	0.027	0.032	0.14	NO	ALL ND	Drop	NO	Drop	Rule 5
SVOC	1,2-DICHLOROBENZENE	00095-50-1	6	0	0%	ALL ND	ALL ND	0.32	0.38	0.021	0.025	0.5	NO	ALL ND	Drop	NO	Drop	Rule 5
SVOC	1,4-DICHLOROBENZENE	00106-46-7	6	0	0%	ALL ND	ALL ND	0.32	0.38	0.013	0.016	0.06	NO	ALL ND	Drop	NO	Drop	Rule 5
SVOC	1-METHYLNAPHTHALENE	00090-12-0	8	5	63%	0.00097	0.48	0.0051	0.0052	0.00026	0.00027	0.0051	YES	YES	Retain	NO	Retain	Rule 2
SVOC	2,4-DIMETHYLPHENOL	00105-67-9	6	0	0%	ALL ND	ALL ND	0.32	0.38	0.064	0.076	0.3	NO	ALL ND	Drop	NO	Drop	Rule 5
SVOC	2,4-DINITROTOLUENE	00121-14-2	6	0	0%	ALL ND	ALL ND	0.32	0.38	0.064	0.076	0.02	NO	ALL ND	Drop	YES	Drop	Rule 3
SVOC	2,6-DINITROTOLUENE	00606-20-2	6	0	0%	ALL ND	ALL ND	0.32	0.38	0.027	0.032	0.0098	NO	ALL ND	Drop	YES	Retain	Rule 3
SVOC	2-METHYLNAPHTHALENE	00091-57-6	8	5	63%	0.00079	0.42	0.0051	0.0052	0.00031	0.00032	0.391	YES	YES	Retain	NO	Retain	Rule 2
SVOC	2-METHYLPHENOL	00095-48-7	6	0	0%	ALL ND	ALL ND	0.32	0.38	0.013	0.015	0.53	NO	ALL ND	Drop	NO	Drop	Rule 5
SVOC	3,3-DICHLOROBENZIDINE	00091-94-1	6	0	0%	ALL ND	ALL ND	0.64	0.76	0.087	0.1	0.00018	NO	ALL ND	Drop	YES	Retain	Rule 3
SVOC	3-METHYLPHENOL	00108-39-4	6	0	0%	ALL ND	ALL ND	0.32	0.38	0.032	0.038	0.91	NO	ALL ND	Drop	NO	Drop	Rule 5
SVOC	4-CHLOROANILINE	00106-47-8	6	0	0%	ALL ND	ALL ND	0.32	0.38	0.079	0.094	0.039	NO	ALL ND	Drop	YES	Drop	Rule 3
SVOC	4-METHYLPHENOL	00106-44-5	6	0	0%	ALL ND	ALL ND	0.32	0.38	0.032	0.038	0.091	NO	ALL ND	Drop	NO	Drop	Rule 5
SVOC	ACENAPHTHENE	00083-32-9	8	4	50%	0.00079	0.08	0.0047	0.0052	0.00015	0.00016	15.94	YES	NO	Drop	NO	Drop	Rule 5
SVOC	ACENAPHTHYLENE	00208-96-8	8	1	13%	0.0012	0.0012	0.0047	0.006	0.00016	0.00021	NL	YES	NA	Drop	NA	Drop	Rule 4
SVOC	ANTHRACENE	00120-12-7	8	5	63%	0.0011	0.11	0.0051	0.0052	0.00073	0.00074	323.73	YES	NO	Drop	NO	Drop	Rule 5
SVOC	BENZO(A)ANTHRACENE	00056-55-3	8	4	50%	0.0023	0.024	0.0051	0.0052	0.00091	0.00093	0.047	YES	NO	Drop	NO	Drop	Rule 5
SVOC	BENZO(A)PYRENE	00050-32-8	8	3	38%	0.0052	0.044	0.0047	0.0052	0.0007	0.00076	0.2	YES	NO	Drop	NO	Drop	Rule 5
SVOC	BENZO(B)FLUORANTHENE	00205-99-2	8	3	38%	0.0041	0.033	0.0047	0.0052	0.0011	0.0012	0.14	YES	NO	Drop	NO	Drop	Rule 5
SVOC	BENZO(G,H,I)PERYLENE	00191-24-2	8	5	63%	0.0033	0.069	0.0051	0.0052	0.0011	0.0011	NL	YES	NA	Drop	NA	Drop	Rule 4
SVOC	BENZO(K)FLUORANTHENE	00207-08-9	8	1	13%	0.0071	0.0071	0.0047	0.006	0.00095	0.0012	1.44	YES	NO	Drop	NO	Drop	Rule 5
SVOC	BIS(2-CHLOROETHYL)ETHER	00111-44-4	6	0	0%	ALL ND	ALL ND	0.32	0.38	0.016	0.019	0.0000166	NO	ALL ND	Drop	YES	Retain	Rule 3
SVOC	BIS(2-ETHYLHEXYL)PHTHALATE	00117-81-7	6	0	0%	ALL ND	ALL ND	0.32	0.38	0.044	0.053	90.6	NO	ALL ND	Drop	NO	Drop	Rule 5
SVOC	BUTYLBENZYLPHTHALATE	00085-68-7	6	0	0%	ALL ND	ALL ND	0.32	0.38	0.041	0.05	420.63	NO	ALL ND	Drop	NO	Drop	Rule 5
SVOC	CARBAZOLE	00086-74-8	6	0	0%	ALL ND	ALL ND	0.32	0.38	0.035	0.041	NL	NO	NA	Drop	NA	Drop	Rule 4
SVOC	CHRYSENE	00218-01-9	8	4	50%	0.0047	0.026	0.0051	0.0052	0.001	0.001	4.66	YES	NO	Drop	NO	Drop	Rule 5
SVOC	DIBENZO(A,H)ANTHRACENE	00053-70-3	8	1	13%	0.018	0.018	0.0047	0.006	0.0012	0.0016	0.044	YES	NO	Drop	NO	Drop	Rule 5
SVOC	DIBENZOFURAN	00132-64-9	8	5	63%	0.00036	0.039	0.0051	0.0052	0.0003	0.00031	0.011	YES	YES	Retain	NO	Retain	Rule 2
SVOC	DIETHYLPHTHALATE	00084-66-2	6	0	0%	ALL ND	ALL ND	0.64	0.76	0.025	0.03	14.25	NO	ALL ND	Drop	NO	Drop	Rule 5
SVOC	DI-N-BUTYLPHTHALATE	00084-74-2	6	0	0%	ALL ND	ALL ND	0.32	0.38	0.028	0.033	124.465	NO	ALL ND	Drop	NO	Drop	Rule 5
SVOC	DI-N-OCTYLPHTHALATE	00117-84-0	6	0	0%	ALL ND	ALL ND	0.32	0.38	0.014	0.017	4.4	NO	ALL ND	Drop	NO	Drop	Rule 5
SVOC	FLUORANTHENE	00206-44-0	8	2	25%	0.012	0.012	0.0047	0.006	0.00095	0.0012	156.51	YES	NO	Drop	NO	Drop	Rule 5
SVOC	FLUORENE	00086-73-7	8	5	63%	0.00065	0.16	0.0051	0.0052	0.00048	0.00048	20.44	YES	NO	Drop	NO	Drop	Rule 5
SVOC	HEXACHLOROBUTADIENE	00087-68-3	6	0	0%	ALL ND	ALL ND	0.32	0.38	0.0096	0.012	0.059	NO	ALL ND	Drop	NO	Drop	Rule 3
SVOC	HEXACHLOROCYCLOPENTADIENE	00077-47-4	6	0	0%	ALL ND	ALL ND	1.5	1.8	0.048	0.058	10.02	NO	ALL ND	Drop	NO	Drop	Rule 5
SVOC	HEXACHLOROETHANE	00067-72-1	6	0	0%	ALL ND	ALL ND	0.32	0.38	0.021	0.025	0.0019	NO	ALL ND	Drop	YES	Drop	Rule 3
SVOC	INDENO(1,2,3-CD)PYRENE	00193-39-5	8	3	38%	0.0016	0.024	0.0047	0.0052	0.001	0.0011	0.41	YES	NO	Drop	NO	Drop	Rule 5
SVOC	ISOPHORONE	00078-59-1	6	0	0%	ALL ND	ALL ND	0.32	0.38	0.016	0.02	0.022	NO	ALL ND	Drop	NO	Drop	Rule 5
SVOC	NAPHTHALENE	00091-20-3	8	4	50%	0.00056	0.31	0.0047	0.0052	0.00031	0.00034	1.61	YES	NO	Drop	NO	Drop	Rule 5
SVOC	NITROBENZENE	00098-95-3	6	0	0%	ALL ND	ALL ND	0.32	0.38	0.021	0.025	0.02	NO	ALL ND	Drop	YES	Drop	Rule 3
SVOC	N-NITROSODI-N-PROPYLAMINE	00621-64-7	6	0	0%	ALL ND	ALL ND	0.32	0.38	0.03	0.036	2.73E-06	NO	ALL ND	Drop	YES	Retain	Rule 3
SVOC	N-NITROSODIPHENYLAMINE	00086-30-6	6	0	0%	ALL ND	ALL ND	0.32	0.38	0.02	0.024	0.026	NO	ALL ND	Drop	NO	Drop	Rule 5
SVOC	PHENANTHRENE	00085-01-8	8	5	63%	0.0026	0.31	0.0051	0.0052	0.0011	0.0011	NL	YES	NA	Drop	NA	Drop	Rule 4
SVOC	PHENOL	00108-95-2	6	0	0%	ALL ND	ALL ND	0.32	0.38	0.017	0.021	2.49	NO	ALL ND	Drop	NO	Drop	Rule 5
SVOC	PYRENE	00129-00-0	8	5	63%	0.0017	0.07	0.0051	0.0052	0.0011	0.0011	114.67	YES	NO	Drop	NO	Drop	Rule 5
SVOC	PYRIDINE	00110-86-1	6	0	0%	ALL ND	ALL ND	0.64	0.76	0.13	0.15	0.0099	NO	ALL ND	Drop	YES	Drop	Rule 3
METALS	ALUMINUM, TOTAL	AL	8	8	100%	1500	16000	ALL DETECTS	ALL DETECTS	ALL DETECTS	ALL DETECTS	54760.95	YES	NO	Drop	ALL DETECT	Drop	Rule 5
METALS	ANTIMONY, TOTAL	SB	8	1	13%	0.21	0.21	0.19	0.23	0.013	0.23	0.27	YES	NO	Drop	NO	Drop	Rule 5
METALS	ARSENIC, TOTAL	AS	8	8	100%	0.94	4	ALL DETECTS	ALL DETECTS	ALL DETECTS	ALL DETECTS	0.293	YES	YES	Retain	ALL DETECT	Retain	Rule 2
METALS	BARIUM, TOTAL	BA	8	8	100%	13	200	ALL DETECTS	ALL DETECTS	ALL DETECTS	ALL DETECTS	82.6	YES	YES	Retain	ALL DETECT	Retain	Rule 2
METALS	BERYLLIUM, TOTAL	BE	8	8	100%	0.1	0.87	ALL DETECTS	ALL DETECTS	ALL DETECTS	ALL DETECTS	3.1612	YES	NO	Drop	ALL DETECT	Drop	Rule 5
METALS	BORON, TOTAL	B	8	4	50%	1.4	14	9.7	10	0.95	10	2.475	YES	YES	Retain	YES	Retain	Rule 2
METALS	CADMIUM, TOTAL	CD	8	8	100%	0.047	0.69	ALL DETECTS	ALL DETECTS	ALL DETECTS	ALL DETECTS	0.3765	YES	YES	Retain	ALL DETECT	Retain	Rule 2
METALS	CALCIUM, TOTAL	CA	8	8	100%	940	71000	ALL DETECTS	ALL DETECTS	ALL DETECTS	ALL DETECTS	NL	YES	NA	Drop	NA	Drop	Rule 4
METALS	CHROMIUM, TOTAL	CR	8	8	100%	2.9	23	ALL DETECTS	ALL DETECTS	ALL DETECTS	ALL DETECTS	180000.03	YES	NO	Drop	ALL DETECT	Drop	Rule 5
METALS	COBALT, TOTAL	CO	8	8	100%	1.2	6.8	ALL DETECTS	ALL DETECTS	ALL DETECTS	ALL DETECTS	0.49	YES	YES	Retain	ALL DETECT	Retain	Rule 2
METALS	COPPER, TOTAL	CU	8	8	100%	1.6	17	ALL DETECTS	ALL DETECTS	ALL DETECTS	ALL DETECTS	45.89	YES	NO	Drop	ALL DETECT	Drop	Rule 5
METALS	IRON, TOTAL	FE	8	8	100%	3900	18000	ALL DETECTS	ALL DETECTS	ALL DETECTS	ALL DETECTS	645.15	YES	YES	Retain	ALL DETECT	Retain	Rule 2
METALS	LEAD, TOTAL	PB	8	8	100%	1.8	16	ALL DETECTS	ALL DETECTS	ALL DETECTS	ALL DETECTS	13.51	YES	YES	Retain	ALL DETECT	Retain	Rule 2
METALS	MAGNESIUM, TOTAL	MG	8	8	100%	720	9500	ALL DETECTS	ALL DETECTS	ALL DETECTS	ALL DETECTS	NL	YES	NA	Drop	NA	Drop	Rule 4
METALS	MANGANESE, TOTAL	MN	8	8	100%	37	360	ALL DETECTS	ALL DETECTS	ALL DETECTS	ALL DETECTS	3.27	YES	YES	Retain	ALL DETECT	Retain	Rule 2
METALS	MERCURY, TOTAL	HG	8	4	50%	0.0064	0.066	0.016	0.019	0.0052	0.0063	0.1	YES	NO	Drop	NO	Drop	Rule 5
METALS	NICKEL, TOTAL	NI	8	8	100%	2.2	15	ALL DETECTS	ALL DETECTS	ALL DETECTS	ALL DETECTS	47.6	YES	NO	Drop	ALL DETECT	Drop	Rule 5
METALS	POTASSIUM, TOTAL	K	8	8	100%	220	3400	ALL DETECTS	ALL DETECTS	ALL DETECTS	ALL DETECTS	NL	YES	NA	Drop	NA	Drop	Rule 4
METALS	SELENIUM, TOTAL	SE	8	3	38%	0.37	2.3	0.48	0.52	0.13	0.14	0.265	YES	YES	Retain	NO	Retain	Rule 2
METALS	SILVER, TOTAL	AG	8	2	25%	0.054	0.066	0.096	0.1	0.02	0.021	0.86	YES	NO	Drop	NO	Drop	Rule 5
METALS	SODIUM, TOTAL	NA	8	0	0%	ALL ND	ALL ND	490	590	57	590	NL	NO	NA	Drop	NA	Drop	Rule 4
METALS	THALLIUM, TOTAL	TL	8	2	25%	0.26	0.3	0.096	0.1	0.0034	0.1	0.14	YES	YES	Retain	NO	Retain	Rule 2
METALS	VANADIUM, TOTAL	VA	8	8	100%	6.2	42	ALL DETECTS	ALL DETECTS	ALL DETECTS	ALL DETECTS	255.08	YES	NO	Drop	ALL DETECT	Drop	Rule 5
METALS	ZINC, TOTAL	ZN	8	8	100%	8.7	62	ALL DETECTS	ALL DETECTS	ALL DETECTS	ALL DETECTS	311.5	YES	NO	Drop	ALL DETECT	Drop	Rule 5

TABLE 3-2B. STATISTICAL SUBSURFACE SOIL MIGRATION TO GROUNDWATER CONSTITUENT OF CONCERN (COC) SCREEN
WYOMING DEPARTMENT OF ENVIRONMENTAL QUALITY, LARAMIE FORMER YTTRIUM PLANT, LARAMIE, WYOMING

CATEGORY	ANALYTE	TRI-CAS	NUMBER OF SAMPLES	NUMBER OF DETECTS	PERCENT DETECTED	MINIMUM DETECTED	MAXIMUM DETECTED	MINIMUM REPORTING LIMIT[b]	MAXIMUM REPORTING LIMIT[b]	MINIMUM MDL[b]	MAXIMUM MDL[b]	MGTW SL[c]	IS THE FOD GREATER THAN 0%?	IS THE MAX DETECT > SL	RETAIN?	IS THE MAX MDL > SL?	FINAL COMPOUNDS FOR RETENTION	QUALITATIVE REVIEW (see rules below)
GENERAL	CALCIUM, DISSOLVED	DCA	6	6	100%	33	500	ALL DETECTS	ALL DETECTS	ALL DETECTS	ALL DETECTS	NL	YES	NA	Drop	NA	Drop	Rule 4
GENERAL	CHLORIDE	CHLORIDE	6	6	100%	4	45	ALL DETECTS	ALL DETECTS	ALL DETECTS	ALL DETECTS	NL	YES	NA	Drop	NA	Drop	Rule 4
GENERAL	MAGNESIUM, DISSOLVED	DMG	6	6	100%	10	920	ALL DETECTS	ALL DETECTS	ALL DETECTS	ALL DETECTS	NL	YES	NA	Drop	NA	Drop	Rule 4
GENERAL	PH, LABORATORY	PH_LAB	6	6	100%	6.87	9.29	ALL DETECTS	ALL DETECTS	ALL DETECTS	ALL DETECTS	NL	YES	NA	Drop	NA	Drop	Rule 4
GENERAL	SODIUM ADSORPTION RATIO	SAR	6	4	67%	1.3	3.3	1.2	1.2	0	0	NL	YES	NA	Drop	NA	Drop	Rule 4
GENERAL	SODIUM, DISSOLVED	DNA	6	5	83%	48	370	10	10	0	0	NL	YES	NA	Drop	NA	Drop	Rule 4
GENERAL	SODIUM, EXCHANGEABLE PERCENTAGE	NA_EXCH_P	6	4	67%	0.64	3.5	0.5	0.5	0	0	NL	YES	NA	Drop	NA	Drop	Rule 4
GENERAL	SULFATE	SULFATE	6	6	100%	7.9	4800	ALL DETECTS	ALL DETECTS	ALL DETECTS	ALL DETECTS	NL	YES	NA	Drop	NA	Drop	Rule 4
GENERAL	TEMPERATURE	TEMP	6	6	100%	21.6	22.2	ALL DETECTS	ALL DETECTS	ALL DETECTS	ALL DETECTS	NL	YES	NA	Drop	NA	Drop	Rule 4
TPH	TPH DRO	TEH1	8	8	100%	1.6	600	ALL DETECTS	ALL DETECTS	ALL DETECTS	ALL DETECTS	NL	YES	NA	Drop	NA	Drop	Rule 4
TPH	TPH GRO	TVH1	8	1	13%	220	220	1.2	1.4	0.33	0.39	28	YES	YES	Retain	NA	Retain	Rule 2

Notes:
All results in mg/kg
Some RL and MDL values are represented as 0. These analytes do not have RLs or MDLs available.
a - The most conservative screening level of m and p xylenes used.
b - Results based on removal of detected RL's and MDLs
c - MTGW values based on Fact Sheet #12, December 2013 (per Site workplan)
ALL ND - All results were non-detect and the FOD is 0%
Drop - Analyte meets requirements to drop from COC List
FOD - Frequency of Detect
Retain - Retain Analyte for Further Evaluation
MDL - Method Detection Limit
MAX - Maximum
MIN - Minimum

MGTW - Migration to Groundwater
NL - Screening Value, Not-Listed
NA - Not Applicable
RL - Reporting Limit
SL - Screening Level

Qualitative Review:
Rule 1 - If the MDL exceeds the screening value, but all data are historic, drop from COC list.
Rule 2 - If the analyte is detected and above the screening value then retain.
Rule 3 - If not detected but retained in either the groundwater or subsurface soils, then retain.
Rule 4 - If no screening value, drop.
Rule 5 - If the detected results and the non-detected results are below the screening value, then drop.

In the case where both Rule 1 and Rule 3 applied, the WDEQ evaluated results against both current and historical data.

TABLE 3-3A. STATISTICAL SURFACE SOIL RESIDENTIAL CONSTITUENT OF CONCERN (COC) SCREEN
WYOMING DEPARTMENT OF ENVIRONMENTAL QUALITY, LARAMIE FORMER YTTRIUM PLANT, LARAMIE, WYOMING

CATEGORY	ANALYTE	TRI-CAS	NUMBER OF SAMPLES	NUMBER OF DETECTS	PERCENT DETECTED	MINIMUM DETECTED	MAXIMUM DETECTED	MINIMUM REPORTING LIMIT[b]	MAXIMUM REPORTING LIMIT[b]	MINIMUM MDL[b]	MAXIMUM MDL[b]	RESIDENTIAL SL[c]	IS THE FOD GREATER THAN 0%?	IS THE MAX DETECT > SL	RETAIN?	IS THE MAX MDL > SL?	FINAL COMPOUNDS FOR RETENTION	QUALITATIVE REVIEW (see rules below)
VOC	2-BUTANONE	00078-93-3	16	2	13%	0.012	0.015	0.01	12	0.01	12	2.80E+04	YES	NO	Drop	NO	Drop	Rule 5
VOC	ACETONE	00067-64-1	16	10	63%	0.0063	0.036	0.61	12	0.61	12	6.10E+04	YES	NO	Drop	NO	Drop	Rule 5
VOC	ACETOPHENONE	00098-86-2	33	15	45%	0.043	0.09	1.8	5.9	1.8	5.9	NL	YES	NA	Drop	NA	Drop	Rule 4
VOC	BENZALDEHYDE	00100-52-7	33	17	52%	0.039	0.61	1.8	5.3	1.8	5.3	NL	YES	NA	Drop	NA	Drop	Rule 4
VOC	BIPHENYL	00092-52-4	16	2	13%	0.21	0.22	0.19	3.8	0.19	3.8	NL	YES	NA	Drop	NA	Drop	Rule 4
VOC	CARBON DISULFIDE	00075-15-0	16	4	25%	0.00087	0.0073	0.01	6.2	0.01	6.2	8.20E+02	YES	NO	Drop	NO	Drop	Rule 5
VOC	CYCLOHEXANE	00110-82-7	16	5	31%	0.00066	1.8	0.01	6.2	0.01	6.2	NL	YES	NA	Drop	NA	Drop	Rule 4
VOC	ETHYLBENZENE	00100-41-4	16	4	25%	0.00023	0.78	0.01	1.4	0.01	1.4	5.4	YES	NO	Drop	NO	Drop	Rule 5
VOC	ISOPROPYLBENZENE	00098-82-8	16	7	44%	0.0004	0.84	0.01	0.32	0.01	0.32	NL	YES	NA	Drop	NA	Drop	Rule 4
VOC	M,P-XYLENE[a]	MPXYLENE	16	5	31%	0.0002	0.83	0.01	6.2	0.01	6.2	5.90E+02	YES	NO	Drop	NO	Drop	Rule 5
VOC	METHYL CYCLOHEXANE	00108-87-2	16	8	50%	0.00085	6.8	0.01	0.32	0.01	0.32	NL	YES	NA	Drop	NA	Drop	Rule 4
VOC	METHYLENE CHLORIDE	00075-09-2	16	10	63%	0.00079	0.011	0.3	6.2	0.3	6.2	5.60E+01	YES	NO	Drop	NO	Drop	Rule 5
VOC	O-XYLENE	00095-47-6	16	3	19%	0.00017	0.11	0.01	6.2	0.01	6.2	6.90E+02	YES	NO	Drop	NO	Drop	Rule 5
VOC	TOLUENE	00108-88-3	16	5	31%	0.00016	0.077	0.01	6.2	0.01	6.2	5.00E+03	YES	NO	Drop	NO	Drop	Rule 5
VOC	TRICHLOROETHENE	00079-01-6	16	1	6%	0.00025	0.00025	0.01	6.2	0.01	6.2	9.10E-01	YES	NO	Drop	YES	Drop	Rule 1
SVOC	1,2,4-TRICHLOROBENZENE	00120-82-1	6	0	0%	ALL ND	ALL ND	0.34	3.5	0.029	0.29	2.20E+01	NO	ALL ND	Drop	NO	Drop	Rule 5
SVOC	1,2-DICHLOROBENZENE	00095-50-1	6	0	0%	ALL ND	ALL ND	0.34	3.5	0.023	0.23	1.90E+03	NO	ALL ND	Drop	NO	Drop	Rule 5
SVOC	1,4-DICHLOROBENZENE	00106-46-7	6	0	0%	ALL ND	ALL ND	0.34	3.5	0.014	0.14	2.40E+03	NO	ALL ND	Drop	NO	Drop	Rule 5
SVOC	1-METHYLNAPHTHALENE[d]	00090-12-0	6	6	100%	0.0017	0.63	ALL DETECTS	ALL DETECTS	ALL DETECTS	ALL DETECTS	1.6E+01	YES	NO	Drop	ALL DETECT	Drop	Rule 5
SVOC	2,4-DIMETHYLPHENOL	00105-67-9	6	0	0%	ALL ND	ALL ND	0.34	3.5	0.068	0.69	1.20E+03	NO	ALL ND	Drop	NO	Drop	Rule 5
SVOC	2,4-DINITROTOLUENE	00121-14-2	6	0	0%	ALL ND	ALL ND	0.34	3.5	0.068	0.69	1.60E+00	NO	ALL ND	Drop	NO	Drop	Rule 5
SVOC	2,6-DINITROTOLUENE	00606-20-2	36	2	6%	3.5	4	0.13	3.5	0.029	1.2	3.30E-01	YES	YES	Retain	YES	Retain	Rule 2
SVOC	2-METHYLNAPHTHALENE	00091-57-6	53	42	79%	0.0029	4.5	0.9	5.3	0.9	5.3	2.30E+02	YES	NO	Drop	NO	Drop	Rule 5
SVOC	2-METHYLPHENOL	00095-48-7	6	0	0%	ALL ND	ALL ND	0.34	3.5	0.013	0.14	3.10E+03	NO	ALL ND	Drop	NO	Drop	Rule 5
SVOC	3,3-DICHLOROBENZIDINE	00091-94-1	6	0	0%	ALL ND	ALL ND	0.68	6.9	0.093	0.94	1.10E+00	NO	ALL ND	Drop	NO	Drop	Rule 5
SVOC	3-METHYLPHENOL	00108-39-4	6	0	0%	ALL ND	ALL ND	0.34	3.5	0.034	0.35	3.10E+03	NO	ALL ND	Drop	NO	Drop	Rule 5
SVOC	4-CHLOROANILINE	00106-47-8	6	0	0%	ALL ND	ALL ND	0.34	3.5	0.085	0.86	2.40E+00	NO	ALL ND	Drop	NO	Drop	Rule 5
SVOC	4-METHYLPHENOL	00106-44-5	23	1	4%	1.9	1.9	0.34	5.3	0.034	5.3	6.10E+03	YES	NO	Drop	NO	Drop	Rule 5
SVOC	ACENAPHTHENE	00083-32-9	52	23	44%	0.0054	0.25	0	3.8	0	3.8	3.40E+03	YES	NO	Drop	NO	Drop	Rule 5
SVOC	ACENAPHTHYLENE	00208-96-8	36	15	42%	0.0028	0.065	0.0052	0.03	0.00018	0.03	NL	YES	NA	Drop	NA	Drop	Rule 4
SVOC	ANTHRACENE	00120-12-7	69	40	58%	0.0024	1.8	0.0058	5.3	0.00083	5.3	1.70E+04	YES	NO	Drop	NO	Drop	Rule 5
SVOC	BENZO(A)ANTHRACENE	00056-55-3	69	50	72%	0.0028	5.4	0.01	5.3	0.01	5.3	1.50E-01	YES	YES	Retain	YES	Retain	Rule 2
SVOC	BENZO(A)PYRENE	00050-32-8	69	47	68%	0.0028	5.7	0.19	5.3	0.19	5.3	1.50E-02	YES	YES	Retain	YES	Retain	Rule 2
SVOC	BENZO(B)FLUORANTHENE	00205-99-2	53	45	85%	0.0035	4.2	1.8	5.3	1.8	5.3	1.50E-01	YES	YES	Retain	YES	Retain	Rule 2
SVOC	BENZO(G,H,I)PERYLENE	00191-24-2	69	50	72%	0.0037	6.5	0.19	5.3	0.19	5.3	NL	YES	NA	Drop	NA	Drop	Rule 4
SVOC	BENZO(K)FLUORANTHENE	00207-08-9	53	42	79%	0.0012	2.3	0.0054	5.3	0.0011	5.3	1.50E+00	YES	YES	Retain	YES	Retain	Rule 2
SVOC	BIS(2-CHLOROETHYL)ETHER	00111-44-4	6	0	0%	ALL ND	ALL ND	0.34	3.5	0.017	0.17	2.10E-01	NO	ALL ND	Drop	NO	Drop	Rule 5
SVOC	BIS(2-ETHYLHEXYL)PHTHALATE	00117-81-7	39	15	38%	0.007	16	0.34	5.3	0.048	5.3	3.50E+01	YES	NO	Drop	NO	Drop	Rule 5
SVOC	BUTYLBENZYLPHTHALATE	00085-68-7	69	8	12%	0.014	1.1	0.19	5.9	0.046	5.9	2.60E+02	YES	NO	Drop	NO	Drop	Rule 5
SVOC	CARBAZOLE	00086-74-8	36	1	3%	0.31	0.31	0.15	3.5	0.037	1.4	NL	YES	NA	Drop	NA	Drop	Rule 4
SVOC	CHRYSENE	00218-01-9	69	50	72%	0.0056	8.5	0.19	5.3	0.19	5.3	1.50E+01	YES	NO	Drop	NO	Drop	Rule 5
SVOC	DIBENZO(A,H)ANTHRACENE	00053-70-3	53	37	70%	0.0046	2.2	0.0054	5.9	0.0014	5.9	1.50E-02	YES	YES	Retain	YES	Retain	Rule 2
SVOC	DIBENZOFURAN	00132-64-9	52	7	13%	0.0022	0.26	0.0054	3.9	0.00032	3.9	7.80E+00	YES	NO	Drop	NO	Drop	Rule 5
SVOC	DIETHYLPHTHALATE	00084-66-2	22	1	5%	0.0079	0.0079	0.19	6.9	0.027	3.9	4.90E+04	YES	NO	Drop	NO	Drop	Rule 5
SVOC	DI-N-BUTYLPHTHALATE	00084-74-2	39	6	15%	0.01	1.8	0.19	5.9	0.031	5.9	6.10E+03	YES	NO	Drop	NO	Drop	Rule 5
SVOC	DI-N-OCTYLPHTHALATE	00117-84-0	6	0	0%	ALL ND	ALL ND	0.34	3.5	0.015	0.15	6.10E+01	NO	ALL ND	Drop	NO	Drop	Rule 5
SVOC	FLUORANTHENE	00206-44-0	53	46	87%	0.0035	3.2	1.8	5.9	1.8	5.9	2.30E+03	YES	NO	Drop	NO	Drop	Rule 5
SVOC	FLUORENE	00086-73-7	69	25	36%	0.00095	0.27	0.0054	5.9	0.00051	5.9	2.30E+03	YES	NO	Drop	NO	Drop	Rule 5
SVOC	HEXACHLOROBUTADIENE	00087-68-3	6	0	0%	ALL ND	ALL ND	0.34	3.5	0.01	0.1	6.20E+00	NO	ALL ND	Drop	NO	Drop	Rule 5
SVOC	HEXACHLOROCYCLOPENTADIENE	00077-47-4	6	0	0%	ALL ND	ALL ND	1.7	17	0.052	0.52	3.70E+02	NO	ALL ND	Drop	NO	Drop	Rule 5
SVOC	HEXACHLOROETHANE	00067-72-1	6	0	0%	ALL ND	ALL ND	0.34	3.5	0.022	0.22	1.20E+01	NO	ALL ND	Drop	NO	Drop	Rule 5
SVOC	INDENO(1,2,3-CD)PYRENE	00193-39-5	53	44	83%	0.0021	5.9	0.01	5.3	0.01	5.3	1.50E-01	YES	YES	Retain	YES	Retain	Rule 2
SVOC	ISOPHORONE	00078-59-1	6	0	0%	ALL ND	ALL ND	0.34	3.5	0.018	0.18	5.10E+02	NO	ALL ND	Drop	NO	Drop	Rule 5
SVOC	NAPHTHALENE	00091-20-3	69	39	57%	0.0044	0.88	0.0054	5.3	0.00035	5.3	3.60E+00	YES	NO	Drop	YES	Drop	Rule 1
SVOC	NITROBENZENE	00098-95-3	6	0	0%	ALL ND	ALL ND	0.34	3.5	0.023	0.23	4.80E+00	NO	ALL ND	Drop	NO	Drop	Rule 5
SVOC	N-NITROSODI-N-PROPYLAMINE	00621-64-7	6	0	0%	ALL ND	ALL ND	0.34	3.5	0.032	0.32	6.90E-02	NO	ALL ND	Drop	YES	Drop	Rule 3
SVOC	N-NITROSODIPHENYLAMINE	00086-30-6	6	0	0%	ALL ND	ALL ND	0.34	3.5	0.022	0.22	9.90E+01	NO	ALL ND	Drop	NO	Drop	Rule 5
SVOC	PHENANTHRENE	00085-01-8	69	54	78%	0.0086	23	0.19	5.3	0.19	5.3	NL	YES	NA	Drop	NA	Drop	Rule 4
SVOC	PHENOL	00108-95-2	22	11	50%	0.018	0.026	0.34	3.9	0.019	3.9	1.80E+04	YES	NO	Drop	NO	Drop	Rule 5
SVOC	PYRENE	00129-00-0	69	59	86%	0.0065	20	0.19	5.3	0.19	5.3	1.70E+03	YES	NO	Drop	NO	Drop	Rule 5
SVOC	PYRIDINE	00110-86-1	36	1	3%	0.44	0.44	0.2	6.9	0.13	2	7.80E+01	YES	NO	Drop	NO	Drop	Rule 5

TABLE 3-3A. STATISTICAL SURFACE SOIL RESIDENTIAL CONSTITUENT OF CONCERN (COC) SCREEN
WYOMING DEPARTMENT OF ENVIRONMENTAL QUALITY, LARAMIE FORMER YTTRIUM PLANT, LARAMIE, WYOMING

CATEGORY	ANALYTE	TRI-CAS	NUMBER OF SAMPLES	NUMBER OF DETECTS	PERCENT DETECTED	MINIMUM DETECTED	MAXIMUM DETECTED	MINIMUM REPORTING LIMIT[b]	MAXIMUM REPORTING LIMIT[b]	MINIMUM MDL[b]	MAXIMUM MDL[b]	RESIDENTIAL SL[c]	IS THE FOD GREATER THAN 0%?	IS THE MAX DETECT > SL	RETAIN?	IS THE MAX MDL > SL?	FINAL COMPOUNDS FOR RETENTION	QUALITATIVE REVIEW (see rules below)
METALS	ALUMINUM, TOTAL	AL	56	56	100%	1160	16000	ALL DETECTS	ALL DETECTS	ALL DETECTS	ALL DETECTS	7.70E+04	YES	NO	Drop	ALL DETECT	Drop	Rule 5
METALS	ANTIMONY, TOTAL	SB	40	16	40%	0.29	6	0.15	8.7	0.014	8.7	3.10E+01	YES	NO	Drop	NO	Drop	Rule 5
METALS	ARSENIC, TOTAL	AS	56	56	100%	0.98	19.7	ALL DETECTS	ALL DETECTS	ALL DETECTS	ALL DETECTS	6.10E-01	YES	YES	Retain	ALL DETECT	Retain	Rule 2
METALS	BARIUM, TOTAL	BA	56	56	100%	7.2	575	ALL DETECTS	ALL DETECTS	ALL DETECTS	ALL DETECTS	1.50E+04	YES	NO	Drop	ALL DETECT	Drop	Rule 5
METALS	BERYLLIUM, TOTAL	BE	56	42	75%	0.02	1.4	0.52	0.73	0.52	0.73	1.60E+02	YES	NO	Drop	NO	Drop	Rule 5
METALS	BORON, TOTAL	B	6	6	100%	4.6	160	ALL DETECTS	ALL DETECTS	ALL DETECTS	ALL DETECTS	1.60E+04	YES	NO	Drop	ALL DETECT	Drop	Rule 5
METALS	CADMIUM, TOTAL	CD	56	56	100%	0.022	23.8	ALL DETECTS	ALL DETECTS	ALL DETECTS	ALL DETECTS	7.00E+01	YES	NO	Drop	ALL DETECT	Drop	Rule 5
METALS	CALCIUM, TOTAL	CA	56	56	100%	708	40000	ALL DETECTS	ALL DETECTS	ALL DETECTS	ALL DETECTS	NL	YES	NA	Drop	NA	Drop	Rule 4
METALS	CHROMIUM, TOTAL	CR	56	56	100%	1.7	64.2	ALL DETECTS	ALL DETECTS	ALL DETECTS	ALL DETECTS	2.80E+02	YES	NO	Drop	ALL DETECT	Drop	Rule 5
METALS	COBALT, TOTAL	CO	56	56	100%	1.4	19	ALL DETECTS	ALL DETECTS	ALL DETECTS	ALL DETECTS	2.30E+01	YES	NO	Drop	ALL DETECT	Drop	Rule 5
METALS	COPPER, TOTAL	CU	56	56	100%	1.1	101	ALL DETECTS	ALL DETECTS	ALL DETECTS	ALL DETECTS	3.10E+03	YES	NO	Drop	ALL DETECT	Drop	Rule 5
METALS	IRON, TOTAL	FE	56	56	100%	3010	66300	ALL DETECTS	ALL DETECTS	ALL DETECTS	ALL DETECTS	5.50E+04	YES	YES	Retain	ALL DETECT	Retain	Rule 2
METALS	LEAD, TOTAL	PB	56	56	100%	1.7	2140	ALL DETECTS	ALL DETECTS	ALL DETECTS	ALL DETECTS	4.00E+02	YES	YES	Retain	ALL DETECT	Retain	Rule 2
METALS	MAGNESIUM, TOTAL	MG	56	56	100%	488	8300	ALL DETECTS	ALL DETECTS	ALL DETECTS	ALL DETECTS	NL	YES	NA	Drop	NA	Drop	Rule 4
METALS	MANGANESE, TOTAL	MN	56	56	100%	23.6	1150	ALL DETECTS	ALL DETECTS	ALL DETECTS	ALL DETECTS	1.80E+03	YES	NO	Drop	ALL DETECT	Drop	Rule 5
METALS	MERCURY, TOTAL	HG	22	22	100%	0.0077	24	ALL DETECTS	ALL DETECTS	ALL DETECTS	ALL DETECTS	1.00E+01	YES	YES	Retain	ALL DETECT	Retain	Rule 2
METALS	NICKEL, TOTAL	NI	56	56	100%	1.6	60	ALL DETECTS	ALL DETECTS	ALL DETECTS	ALL DETECTS	1.50E+03	YES	NO	Drop	ALL DETECT	Drop	Rule 5
METALS	POTASSIUM, TOTAL	K	56	56	100%	173	3500	ALL DETECTS	ALL DETECTS	ALL DETECTS	ALL DETECTS	NL	YES	NA	Drop	NA	Drop	Rule 4
METALS	SELENIUM, TOTAL	SE	40	20	50%	0.19	2	0.51	4.3	0.14	4.3	3.90E+02	YES	NO	Drop	NO	Drop	Rule 5
METALS	SILVER, TOTAL	AG	22	6	27%	0.026	0.21	0.11	0.17	0.023	0.17	3.90E+02	YES	NO	Drop	NO	Drop	Rule 5
METALS	SODIUM, TOTAL	NA	56	52	93%	36.8	997	490	540	58	540	NL	YES	NA	Drop	NA	Drop	Rule 4
METALS	THALLIUM, TOTAL	TL	40	29	73%	0.12	1	0.11	3.1	0.0039	3.1	7.80E-01	YES	YES	Retain	YES	Retain	Rule 2
METALS	VANADIUM, TOTAL	VA	56	56	100%	4.6	38.7	ALL DETECTS	ALL DETECTS	ALL DETECTS	ALL DETECTS	3.90E+02	YES	NO	Drop	ALL DETECT	Drop	Rule 5
METALS	ZINC, TOTAL	ZN	56	56	100%	6.5	1200	ALL DETECTS	ALL DETECTS	ALL DETECTS	ALL DETECTS	2.30E+04	YES	NO	Drop	ALL DETECT	Drop	Rule 5
GENERAL	CALCIUM, DISSOLVED	DCA	6	6	100%	97	580	ALL DETECTS	ALL DETECTS	ALL DETECTS	ALL DETECTS	NL	YES	NA	Drop	NA	Drop	Rule 4
GENERAL	CHLORIDE	CHLORIDE	6	6	100%	5.2	97	ALL DETECTS	ALL DETECTS	ALL DETECTS	ALL DETECTS	NL	YES	NA	Drop	NA	Drop	Rule 4
GENERAL	MAGNESIUM, DISSOLVED	DMG	6	5	83%	29	1200	2	2	0	0	NL	YES	NA	Drop	NA	Drop	Rule 4
GENERAL	PH, LABORATORY	PH_LAB	6	6	100%	7.73	11.4	ALL DETECTS	ALL DETECTS	ALL DETECTS	ALL DETECTS	NL	YES	NA	Drop	NA	Drop	Rule 4
GENERAL	SODIUM ADSORPTION RATIO	SAR	6	3	50%	2	3.6	1.2	1.2	0	0	NL	YES	NA	Drop	NA	Drop	Rule 4
GENERAL	SODIUM, DISSOLVED	DNA	6	6	100%	39	660	ALL DETECTS	ALL DETECTS	ALL DETECTS	ALL DETECTS	NL	YES	NA	Drop	NA	Drop	Rule 4
GENERAL	SODIUM, EXCHANGEABLE PERCENTAGE	NA_EXCH_P	6	3	50%	1.6	3.9	0.5	0.5	0	0	NL	YES	NA	Drop	NA	Drop	Rule 4
GENERAL	SULFATE	SULFATE	6	6	100%	11	4000	ALL DETECTS	ALL DETECTS	ALL DETECTS	ALL DETECTS	NL	YES	NA	Drop	NA	Drop	Rule 4
GENERAL	TEMPERATURE	TEMP	6	6	100%	21.9	22.5	ALL DETECTS	ALL DETECTS	ALL DETECTS	ALL DETECTS	NL	YES	NA	Drop	NA	Drop	Rule 4
TPH	TPH DRO	TEH1	40	36	90%	4	14000	4	4.7	4	4.7	2.30E+03	YES	YES	Retain	NO	Retain	Rule 2
TPH	TPH GRO	TVH1	22	17	77%	0.42	30	1.3	1.4	0.34	0.37	2.80E+01	YES	YES	Retain	NO	Retain	Rule 2

Notes:
All results in mg/kg
Some RL and MDL values are represented as 0. These analytes do not have RLs or MDLs available.
a - The most conservative screening level of m and p xylenes used.
b - Results based on removal of detected RL's and MDLs
c - Residential values based on Fact Sheet #12, December 2013 (per Site workplan)
d - An RSL, November 2014 value, was used for 2-methylnaphthalene
ALL ND - All results were non-detect and the FOD is 0%
Drop - Analyte meets requirements to drop from COC List
FOD - Frequency of Detect
Retain - Retain Analyte for Further Evaluation
MDL - Method Detection Limit
MAX - Maximum
MIN - Minimum
NL - Screening Value, Not-Listed
NA - Not Applicable
RL - Reporting Limit
SL - Screening Level

Qualitative Review:
Rule 1 - If the MDL exceeds the screening value, but all data are historic, drop from COC list.
Rule 2 - If the analyte is detected and above the screening value then retain.
Rule 3 - If not detected but retained in either the groundwater or subsurface soils, then retain.
Rule 4 - If no screening value, drop.
Rule 5 - If the detected results and the non-detected results are below the screening value, then drop.

In the case where both Rule 1 and Rule 3 applied, the WDEQ evaluated results against both current and historical data.

TABLE 3-3B. STATISTICAL SUBSURFACE SOIL RESIDENTIAL CONSTITUENT OF CONCERN (COC) SCREEN
WYOMING DEPARTMENT OF ENVIRONMENTAL QUALITY, LARAMIE FORMER YTTRIUM PLANT, LARAMIE, WYOMING

CATEGORY	ANALYTE	TRI-CAS	NUMBER OF SAMPLES	NUMBER OF DETECTS	PERCENT DETECTED	MINIMUM DETECTED	MAXIMUM DETECTED	MINIMUM REPORTING LIMIT[b]	MAXIMUM REPORTING LIMIT[b]	MINIMUM MDL[b]	MAXIMUM MDL[b]	Residential SL[c]	IS THE FOD GREATER THAN 0%?	IS THE MAX DETECT > SL	RETAIN?	IS THE MAX MDL > SL?	FINAL COMPOUNDS FOR RETENTION	QUALITATIVE REVIEW (see rules below)
SVOC	1,2,4-TRICHLOROBENZENE	00120-82-1	6	0	0%	ALL ND	ALL ND	0.32	0.38	0.027	0.032	2.20E+01	NO	ALL ND	Drop	NO	Drop	Rule 5
SVOC	1,2-DICHLOROBENZENE	00095-50-1	6	0	0%	ALL ND	ALL ND	0.32	0.38	0.021	0.025	1.90E+03	NO	ALL ND	Drop	NO	Drop	Rule 5
SVOC	1,4-DICHLOROBENZENE	00106-46-7	6	0	0%	ALL ND	ALL ND	0.32	0.38	0.013	0.016	2.40E+03	NO	ALL ND	Drop	NO	Drop	Rule 5
SVOC	1-METHYLNAPHTHALENE[d]	00090-12-0	8	5	63%	0.00097	0.48	0.0051	0.0052	0.00026	0.00027	1.6E+01	YES	NO	Drop	NO	Drop	Rule 5
SVOC	2,4-DIMETHYLPHENOL	00105-67-9	6	0	0%	ALL ND	ALL ND	0.32	0.38	0.064	0.076	1.20E+03	NO	ALL ND	Drop	NO	Drop	Rule 5
SVOC	2,4-DINITROTOLUENE	00121-14-2	6	0	0%	ALL ND	ALL ND	0.32	0.38	0.064	0.076	1.60E+00	NO	ALL ND	Drop	NO	Drop	Rule 5
SVOC	2,6-DINITROTOLUENE	00606-20-2	6	0	0%	ALL ND	ALL ND	0.32	0.38	0.027	0.032	3.30E-01	NO	ALL ND	Drop	NO	Drop	Rule 5
SVOC	2-METHYLNAPHTHALENE	00091-57-6	8	5	63%	0.00079	0.42	0.0051	0.0052	0.00031	0.00032	2.30E+02	YES	NO	Drop	NO	Drop	Rule 5
SVOC	2-METHYLPHENOL	00095-48-7	6	0	0%	ALL ND	ALL ND	0.32	0.38	0.013	0.015	3.10E+03	NO	ALL ND	Drop	NO	Drop	Rule 5
SVOC	3,3-DICHLOROBENZIDINE	00091-94-1	6	0	0%	ALL ND	ALL ND	0.64	0.76	0.087	0.1	1.10E+00	NO	ALL ND	Drop	NO	Drop	Rule 5
SVOC	3-METHYLPHENOL	00108-39-4	6	0	0%	ALL ND	ALL ND	0.32	0.38	0.032	0.038	3.10E+03	NO	ALL ND	Drop	NO	Drop	Rule 5
SVOC	4-CHLOROANILINE	00106-47-8	6	0	0%	ALL ND	ALL ND	0.32	0.38	0.079	0.094	2.40E+00	NO	ALL ND	Drop	NO	Drop	Rule 5
SVOC	4-METHYLPHENOL	00106-44-5	6	0	0%	ALL ND	ALL ND	0.32	0.38	0.032	0.038	6.10E+03	NO	ALL ND	Drop	NO	Drop	Rule 5
SVOC	ACENAPHTHENE	00083-32-9	8	4	50%	0.00079	0.08	0.0047	0.0052	0.00015	0.00016	3.40E+03	YES	NO	Drop	NO	Drop	Rule 5
SVOC	ACENAPHTHYLENE	00208-96-8	8	1	13%	0.0012	0.0012	0.0047	0.006	0.00016	0.00021	NL	YES	NA	Drop	NA	Drop	Rule 4
SVOC	ANTHRACENE	00120-12-7	8	5	63%	0.0011	0.11	0.0051	0.0052	0.00073	0.00074	1.70E+04	YES	NO	Drop	NO	Drop	Rule 5
SVOC	BENZO(A)ANTHRACENE	00056-55-3	8	4	50%	0.0023	0.024	0.0051	0.0052	0.00091	0.00093	1.50E-01	YES	NO	Drop	NO	Drop	Rule 5
SVOC	BENZO(A)PYRENE	00050-32-8	8	3	38%	0.0052	0.044	0.0047	0.0052	0.0007	0.00076	1.50E-02	YES	YES	Retain	NO	Retain	Rule 2
SVOC	BENZO(B)FLUORANTHENE	00205-99-2	8	3	38%	0.0041	0.033	0.0047	0.0052	0.0011	0.0012	1.50E-01	YES	NO	Drop	NO	Drop	Rule 5
SVOC	BENZO(G,H,I)PERYLENE	00191-24-2	8	5	63%	0.0033	0.069	0.0051	0.0052	0.0011	0.0011	NL	YES	NA	Drop	NA	Drop	Rule 4
SVOC	BENZO(K)FLUORANTHENE	00207-08-9	8	1	13%	0.0071	0.0071	0.0047	0.006	0.00095	0.0012	1.50E+00	YES	NO	Drop	NO	Drop	Rule 5
SVOC	BIS(2-CHLOROETHYL)ETHER	00111-44-4	6	0	0%	ALL ND	ALL ND	0.32	0.38	0.016	0.019	2.10E-01	NO	ALL ND	Drop	NO	Drop	Rule 5
SVOC	BIS(2-ETHYLHEXYL)PHTHALATE	00117-81-7	6	0	0%	ALL ND	ALL ND	0.32	0.38	0.044	0.053	3.50E+01	NO	ALL ND	Drop	NO	Drop	Rule 5
SVOC	BUTYLBENZYLPHTHALATE	00085-68-7	6	0	0%	ALL ND	ALL ND	0.32	0.38	0.041	0.05	2.60E+02	NO	ALL ND	Drop	NO	Drop	Rule 5
SVOC	CARBAZOLE	00086-74-8	6	0	0%	ALL ND	ALL ND	0.32	0.38	0.035	0.041	NL	NO	NA	Drop	NA	Drop	Rule 4
SVOC	CHRYSENE	00218-01-9	8	4	50%	0.0047	0.026	0.0051	0.0052	0.001	0.001	1.50E+01	YES	NO	Drop	NO	Drop	Rule 5
SVOC	DIBENZO(A,H)ANTHRACENE	00053-70-3	8	1	13%	0.018	0.018	0.0047	0.006	0.0012	0.0016	1.50E-02	YES	YES	Retain	NO	Retain	Rule 2
SVOC	DIBENZOFURAN	00132-64-9	8	5	63%	0.00036	0.039	0.0051	0.0052	0.0003	0.00031	7.80E+00	YES	NO	Drop	NO	Drop	Rule 5
SVOC	DIETHYLPHTHALATE	00084-66-2	6	0	0%	ALL ND	ALL ND	0.64	0.76	0.025	0.03	4.90E+04	NO	ALL ND	Drop	NO	Drop	Rule 5
SVOC	DI-N-BUTYLPHTHALATE	00084-74-2	6	0	0%	ALL ND	ALL ND	0.32	0.38	0.028	0.033	6.10E+03	NO	ALL ND	Drop	NO	Drop	Rule 5
SVOC	DI-N-OCTYLPHTHALATE	00117-84-0	6	0	0%	ALL ND	ALL ND	0.32	0.38	0.014	0.017	6.10E+01	NO	ALL ND	Drop	NO	Drop	Rule 5
SVOC	FLUORANTHENE	00206-44-0	8	2	25%	0.012	0.012	0.0047	0.006	0.00095	0.0012	2.30E+03	YES	NO	Drop	NO	Drop	Rule 5
SVOC	FLUORENE	00086-73-7	8	5	63%	0.00065	0.16	0.0051	0.0052	0.00048	0.00048	2.30E+03	YES	NO	Drop	NO	Drop	Rule 5
SVOC	HEXACHLOROBUTADIENE	00087-68-3	6	0	0%	ALL ND	ALL ND	0.32	0.38	0.0096	0.012	6.20E+00	NO	ALL ND	Drop	NO	Drop	Rule 5
SVOC	HEXACHLOROCYCLOPENTADIENE	00077-47-4	6	0	0%	ALL ND	ALL ND	1.5	1.8	0.048	0.058	3.70E+02	NO	ALL ND	Drop	NO	Drop	Rule 5
SVOC	HEXACHLOROETHANE	00067-72-1	6	0	0%	ALL ND	ALL ND	0.32	0.38	0.021	0.025	1.20E+01	NO	ALL ND	Drop	NO	Drop	Rule 5
SVOC	INDENO(1,2,3-CD)PYRENE	00193-39-5	8	3	38%	0.0016	0.024	0.0047	0.0052	0.001	0.0011	1.50E-01	YES	NO	Drop	NO	Drop	Rule 5
SVOC	ISOPHORONE	00078-59-1	6	0	0%	ALL ND	ALL ND	0.32	0.38	0.016	0.02	5.10E+02	NO	ALL ND	Drop	NO	Drop	Rule 5
SVOC	NAPHTHALENE	00091-20-3	8	4	50%	0.00056	0.31	0.0047	0.0052	0.00031	0.00034	3.60E+00	YES	NO	Drop	NO	Drop	Rule 5
SVOC	NITROBENZENE	00098-95-3	6	0	0%	ALL ND	ALL ND	0.32	0.38	0.021	0.025	4.80E+00	NO	ALL ND	Drop	NO	Drop	Rule 5
SVOC	N-NITROSODI-N-PROPYLAMINE	00621-64-7	6	0	0%	ALL ND	ALL ND	0.32	0.38	0.03	0.036	6.90E-02	NO	ALL ND	Drop	NO	Drop	Rule 5
SVOC	N-NITROSODIPHENYLAMINE	00086-30-6	6	0	0%	ALL ND	ALL ND	0.32	0.38	0.02	0.024	9.90E+01	NO	ALL ND	Drop	NO	Drop	Rule 5
SVOC	PHENANTHRENE	00085-01-8	8	5	63%	0.0026	0.31	0.0051	0.0052	0.0011	0.0011	NL	YES	NA	Drop	NA	Drop	Rule 4
SVOC	PHENOL	00108-95-2	6	0	0%	ALL ND	ALL ND	0.32	0.38	0.017	0.021	1.80E+04	NO	ALL ND	Drop	NO	Drop	Rule 5
SVOC	PYRENE	00129-00-0	8	5	63%	0.0017	0.07	0.0051	0.0052	0.0011	0.0011	1.70E+03	YES	NO	Drop	NO	Drop	Rule 5
SVOC	PYRIDINE	00110-86-1	6	0	0%	ALL ND	ALL ND	0.64	0.76	0.13	0.15	7.80E+01	NO	ALL ND	Drop	NO	Drop	Rule 5
METALS	ALUMINUM, TOTAL	AL	8	8	100%	1500	16000	ALL DETECTS	ALL DETECTS	ALL DETECTS	ALL DETECTS	7.70E+04	YES	NO	Drop	ALL DETECT	Drop	Rule 5
METALS	ANTIMONY, TOTAL	SB	8	1	13%	0.21	0.21	0.19	0.23	0.013	0.23	3.10E+01	YES	NO	Drop	NO	Drop	Rule 5
METALS	ARSENIC, TOTAL	AS	8	8	100%	0.94	4	ALL DETECTS	ALL DETECTS	ALL DETECTS	ALL DETECTS	6.10E-01	YES	YES	Retain	ALL DETECT	Retain	Rule 2
METALS	BARIUM, TOTAL	BA	8	8	100%	13	200	ALL DETECTS	ALL DETECTS	ALL DETECTS	ALL DETECTS	1.50E+04	YES	NO	Drop	ALL DETECT	Drop	Rule 5
METALS	BERYLLIUM, TOTAL	BE	8	8	100%	0.1	0.87	ALL DETECTS	ALL DETECTS	ALL DETECTS	ALL DETECTS	1.60E+02	YES	NO	Drop	ALL DETECT	Drop	Rule 5
METALS	BORON, TOTAL	B	8	4	50%	1.4	14	9.7	10	0.95	10	1.60E+04	YES	NO	Drop	NO	Drop	Rule 5
METALS	CADMIUM, TOTAL	CD	8	8	100%	0.047	0.69	ALL DETECTS	ALL DETECTS	ALL DETECTS	ALL DETECTS	7.00E+01	YES	NO	Drop	ALL DETECT	Drop	Rule 5
METALS	CALCIUM, TOTAL	CA	8	8	100%	940	71000	ALL DETECTS	ALL DETECTS	ALL DETECTS	ALL DETECTS	NL	YES	NA	Drop	NA	Drop	Rule 4
METALS	CHROMIUM, TOTAL	CR	8	8	100%	2.9	23	ALL DETECTS	ALL DETECTS	ALL DETECTS	ALL DETECTS	2.80E+02	YES	NO	Drop	ALL DETECT	Drop	Rule 5
METALS	COBALT, TOTAL	CO	8	8	100%	1.2	6.8	ALL DETECTS	ALL DETECTS	ALL DETECTS	ALL DETECTS	2.30E+01	YES	NO	Drop	ALL DETECT	Drop	Rule 5
METALS	COPPER, TOTAL	CU	8	8	100%	1.6	17	ALL DETECTS	ALL DETECTS	ALL DETECTS	ALL DETECTS	3.10E+03	YES	NO	Drop	ALL DETECT	Drop	Rule 5
METALS	IRON, TOTAL	FE	8	8	100%	3900	18000	ALL DETECTS	ALL DETECTS	ALL DETECTS	ALL DETECTS	5.50E+04	YES	NO	Drop	ALL DETECT	Drop	Rule 5
METALS	LEAD, TOTAL	PB	8	8	100%	1.8	16	ALL DETECTS	ALL DETECTS	ALL DETECTS	ALL DETECTS	4.00E+02	YES	NO	Drop	ALL DETECT	Drop	Rule 5
METALS	MAGNESIUM, TOTAL	MG	8	8	100%	720	9500	ALL DETECTS	ALL DETECTS	ALL DETECTS	ALL DETECTS	NL	YES	NA	Drop	NA	Drop	Rule 4
METALS	MANGANESE, TOTAL	MN	8	8	100%	37	360	ALL DETECTS	ALL DETECTS	ALL DETECTS	ALL DETECTS	1.80E+03	YES	NO	Drop	ALL DETECT	Drop	Rule 5
METALS	MERCURY, TOTAL	HG	8	4	50%	0.0064	0.066	0.016	0.019	0.0052	0.0063	1.00E+01	YES	NO	Drop	NO	Drop	Rule 5
METALS	NICKEL, TOTAL	NI	8	8	100%	2.2	15	ALL DETECTS	ALL DETECTS	ALL DETECTS	ALL DETECTS	1.50E+03	YES	NO	Drop	ALL DETECT	Drop	Rule 5
METALS	POTASSIUM, TOTAL	K	8	8	100%	220	3400	ALL DETECTS	ALL DETECTS	ALL DETECTS	ALL DETECTS	NL	YES	NA	Drop	NA	Drop	Rule 4
METALS	SELENIUM, TOTAL	SE	8	3	38%	0.37	2.3	0.48	0.52	0.13	0.14	3.90E+02	YES	NO	Drop	NO	Drop	Rule 5
METALS	SILVER, TOTAL	AG	8	2	25%	0.054	0.066	0.096	0.1	0.02	0.021	3.90E+02	YES	NO	Drop	NO	Drop	Rule 5
METALS	SODIUM, TOTAL	NA	8	0	0%	ALL ND	ALL ND	490	590	57	590	NL	NO	NA	Drop	NA	Drop	Rule 4
METALS	THALLIUM, TOTAL	TL	8	2	25%	0.26	0.3	0.096	0.1	0.0034	0.1	7.80E-01	YES	NO	Drop	NO	Drop	Rule 5
METALS	VANADIUM, TOTAL	VA	8	8	100%	6.2	42	ALL DETECTS	ALL DETECTS	ALL DETECTS	ALL DETECTS	3.90E+02	YES	NO	Drop	ALL DETECT	Drop	Rule 5
METALS	ZINC, TOTAL	ZN	8	8	100%	8.7	62	ALL DETECTS	ALL DETECTS	ALL DETECTS	ALL DETECTS	2.30E+04	YES	NO	Drop	ALL DETECT	Drop	Rule 5

TABLE 3-3B. STATISTICAL SUBSURFACE SOIL RESIDENTIAL CONSTITUENT OF CONCERN (COC) SCREEN
WYOMING DEPARTMENT OF ENVIRONMENTAL QUALITY, LARAMIE FORMER YTTRIUM PLANT, LARAMIE, WYOMING

CATEGORY	ANALYTE	TRI-CAS	NUMBER OF SAMPLES	NUMBER OF DETECTS	PERCENT DETECTED	MINIMUM DETECTED	MAXIMUM DETECTED	MINIMUM REPORTING LIMIT[b]	MAXIMUM REPORTING LIMIT[b]	MINIMUM MDL[b]	MAXIMUM MDL[b]	Residential SL[c]	IS THE FOD GREATER THAN 0%?	IS THE MAX DETECT > SL	RETAIN?	IS THE MAX MDL > SL?	FINAL COMPOUNDS FOR RETENTION	QUALITATIVE REVIEW (see rules below)
GENERAL	CALCIUM, DISSOLVED	DCA	6	6	100%	33	500	ALL DETECTS	ALL DETECTS	ALL DETECTS	ALL DETECTS	NL	YES	NA	Drop	NA	Drop	Rule 4
GENERAL	CHLORIDE	CHLORIDE	6	6	100%	4	45	ALL DETECTS	ALL DETECTS	ALL DETECTS	ALL DETECTS	NL	YES	NA	Drop	NA	Drop	Rule 4
GENERAL	MAGNESIUM, DISSOLVED	DMG	6	6	100%	10	920	ALL DETECTS	ALL DETECTS	ALL DETECTS	ALL DETECTS	NL	YES	NA	Drop	NA	Drop	Rule 4
GENERAL	PH, LABORATORY	PH_LAB	6	6	100%	6.87	9.29	ALL DETECTS	ALL DETECTS	ALL DETECTS	ALL DETECTS	NL	YES	NA	Drop	NA	Drop	Rule 4
GENERAL	SODIUM ADSORPTION RATIO	SAR	6	4	67%	1.3	3.3	1.2	1.2	0	0	NL	YES	NA	Drop	NA	Drop	Rule 4
GENERAL	SODIUM, DISSOLVED	DNA	6	5	83%	48	370	10	10	0	0	NL	YES	NA	Drop	NA	Drop	Rule 4
GENERAL	SODIUM, EXCHANGEABLE PERCENTAGE	NA_EXCH_P	6	4	67%	0.64	3.5	0.5	0.5	0	0	NL	YES	NA	Drop	NA	Drop	Rule 4
GENERAL	SULFATE	SULFATE	6	6	100%	7.9	4800	ALL DETECTS	ALL DETECTS	ALL DETECTS	ALL DETECTS	NL	YES	NA	Drop	NA	Drop	Rule 4
GENERAL	TEMPERATURE	TEMP	6	6	100%	21.6	22.2	ALL DETECTS	ALL DETECTS	ALL DETECTS	ALL DETECTS	NL	YES	NA	Drop	NA	Drop	Rule 4
TPH	TPH DRO	TEH1	8	8	100%	1.6	600	ALL DETECTS	ALL DETECTS	ALL DETECTS	ALL DETECTS	2.30E+03	YES	NO	Drop	ALL DETECT	Drop	Rule 5
TPH	TPH GRO	TVH1	8	1	13%	220	220	1.2	1.4	0.33	0.39	2.80E+01	YES	YES	Retain	NO	Retain	Rule 2

Notes:
All results in mg/kg
Some RL and MDL values are represented as 0. These analytes do not have RLs or MDLs available.
a - The most conservative screening level of m and p xylenes used.
b - Results based on removal of detected RL's and MDLs
c - Residential values based on Fact Sheet #12, December 2013 (per Site workplan)
d - Used the November 2014 RSL for 2-Methylnaphthalene
ALL ND - All results were non-detect and the FOD is 0%
Drop - Analyte meets requirements to drop from COC List
FOD - Frequency of Detect
Retain - Retain Analyte for Further Evaluation
MDL - Method Detection Limit
MAX - Maximum
MIN - Minimum
MGTW - Migration to Groundwater
NL - Screening Value, Not-Listed
NA - Not Applicable
RL - Reporting Limit
SL - Screening Level

Qualitative Review:
Rule 1 - If the MDL exceeds the screening value, but all data are historic, drop from COC list.
Rule 2 - If the analyte is detected and above the screening value then retain.
Rule 3 - If not detected but retained in either the groundwater or subsurface soils, then retain.
Rule 4 - If no screening value, drop.
Rule 5 - If the detected results and the non-detected results are below the screening value, then drop.

In the case where both Rule 1 and Rule 3 applied, the WDEQ evaluated results against both current and historical data.

TABLE 3-4A. STATISTICAL SURFACE SOIL INDUSTRIAL CONSTITUENT OF CONCERN (COC) SCREEN
WYOMING DEPARTMENT OF ENVIRONMENTAL QUALITY, LARAMIE FORMER YTTRIUM PLANT, LARAMIE, WYOMING

CATEGORY	ANALYTE	TRI-CAS	NUMBER OF SAMPLES	NUMBER OF DETECTS	PERCENT DETECTED	MINIMUM DETECTED	MAXIMUM DETECTED	MINIMUM REPORTING LIMIT[b]	MAXIMUM REPORTING LIMIT[b]	MINIMUM MDL[b]	MAXIMUM MDL[b]	INDUSTRIAL SL[c]	IS THE FOD GREATER THAN 0%?	IS THE MAX DETECT > SL	RETAIN?	IS THE MAX MDL > SL?	FINAL COMPOUNDS FOR RETENTION	QUALITATIVE REVIEW (see rules below)
VOC	2-BUTANONE	00078-93-3	16	2	13%	0.012	0.015	0.01	12	0.01	12	2.0E+04	YES	NO	Drop	NO	Drop	Rule 5
VOC	ACETONE	00067-64-1	16	10	63%	0.0063	0.036	0.61	12	0.61	12	6.3E+04	YES	NO	Drop	NO	Drop	Rule 5
VOC	ACETOPHENONE	00098-86-2	33	15	45%	0.043	0.09	1.8	5.9	1.8	5.9	1.0E+04	YES	NO	Drop	NO	Drop	Rule 5
VOC	BENZALDEHYDE	00100-52-7	33	17	52%	0.039	0.61	1.8	5.3	1.8	5.3	1.0E+04	YES	NO	Drop	NO	Drop	Rule 5
VOC	BIPHENYL	00092-52-4	16	2	13%	0.21	0.22	0.19	3.8	0.19	3.8	2.1E+01	YES	NO	Drop	NO	Drop	Rule 5
VOC	CARBON DISULFIDE	00075-15-0	16	4	25%	0.00087	0.0073	0.01	6.2	0.01	6.2	3.7E+02	YES	NO	Drop	NO	Drop	Rule 5
VOC	CYCLOHEXANE	00110-82-7	16	5	31%	0.00066	1.8	0.01	6.2	0.01	6.2	2.9E+03	YES	NO	Drop	NO	Drop	Rule 5
VOC	ETHYLBENZENE	00100-41-4	16	4	25%	0.00023	0.78	0.01	1.4	0.01	1.4	2.7E+01	YES	NO	Drop	NO	Drop	Rule 5
VOC	ISOPROPYLBENZENE	00098-82-8	16	7	44%	0.0004	0.84	0.01	0.32	0.01	0.32	1.1E+03	YES	NO	Drop	NO	Drop	Rule 5
VOC	M,P-XYLENE[a]	MPXYLENE	16	5	31%	0.0002	0.83	0.01	6.2	0.01	6.2	2.5E+02	YES	NO	Drop	NO	Drop	Rule 5
VOC	METHYL CYCLOHEXANE	00108-87-2	16	8	50%	0.00085	6.8	0.01	0.32	0.01	0.32	NL	YES	NA	Drop	NA	Drop	Rule 4
VOC	METHYLENE CHLORIDE	00075-09-2	16	10	63%	0.00079	0.011	0.3	6.2	0.3	6.2	3.1E+02	YES	NO	Drop	NO	Drop	Rule 5
VOC	O-XYLENE	00095-47-6	16	3	19%	0.00017	0.11	0.01	6.2	0.01	6.2	3.0E+02	YES	NO	Drop	NO	Drop	Rule 5
VOC	TOLUENE	00108-88-3	16	5	31%	0.00016	0.077	0.01	6.2	0.01	6.2	4.5E+03	YES	NO	Drop	NO	Drop	Rule 5
VOC	TRICHLOROETHENE	00079-01-6	16	1	6%	0.00025	0.00025	0.01	6.2	0.01	6.2	2.0E+00	YES	NO	Drop	YES	Drop	Rule 1
SVOC	1,2,4-TRICHLOROBENZENE	00120-82-1	6	0	0%	ALL ND	ALL ND	0.34	3.5	0.029	0.29	2.7E+01	NO	ALL ND	Drop	NO	Drop	Rule 5
SVOC	1,2-DICHLOROBENZENE	00095-50-1	6	0	0%	ALL ND	ALL ND	0.34	3.5	0.023	0.23	9.8E+02	NO	ALL ND	Drop	NO	Drop	Rule 5
SVOC	1,4-DICHLOROBENZENE	00106-46-7	6	0	0%	ALL ND	ALL ND	0.34	3.5	0.014	0.14	1.2E+01	NO	ALL ND	Drop	NO	Drop	Rule 5
SVOC	1-METHYLNAPHTHALENE	00090-12-0	6	6	100%	0.0017	0.63	ALL DETECTS	ALL DETECTS	ALL DETECTS	ALL DETECTS	5.3E+01	YES	NO	Drop	ALL DETECT	Drop	Rule 5
SVOC	2,4-DIMETHYLPHENOL	00105-67-9	6	0	0%	ALL ND	ALL ND	0.34	3.5	0.068	0.69	1.2E+03	NO	ALL ND	Drop	NO	Drop	Rule 5
SVOC	2,4-DINITROTOLUENE	00121-14-2	6	0	0%	ALL ND	ALL ND	0.34	3.5	0.068	0.69	5.5E+00	NO	ALL ND	Drop	NO	Drop	Rule 5
SVOC	2,6-DINITROTOLUENE	00606-20-2	36	2	6%	3.5	4	0.13	3.5	0.029	1.2	1.2E+00	YES	YES	Retain	NO	Retain	Rule 2
SVOC	2-METHYLNAPHTHALENE	00091-57-6	53	42	79%	0.0029	4.5	0.9	5.3	0.9	5.3	2.2E+02	YES	NO	Drop	NO	Drop	Rule 5
SVOC	2-METHYLPHENOL	00095-48-7	6	0	0%	ALL ND	ALL ND	0.34	3.5	0.013	0.14	3.1E+03	NO	ALL ND	Drop	NO	Drop	Rule 5
SVOC	3,3-DICHLOROBENZIDINE	00091-94-1	6	0	0%	ALL ND	ALL ND	0.68	6.9	0.093	0.94	3.8E+00	NO	ALL ND	Drop	NO	Drop	Rule 5
SVOC	3-METHYLPHENOL	00108-39-4	6	0	0%	ALL ND	ALL ND	0.34	3.5	0.034	0.35	3.1E+03	NO	ALL ND	Drop	NO	Drop	Rule 5
SVOC	4-CHLOROANILINE	00106-47-8	6	0	0%	ALL ND	ALL ND	0.34	3.5	0.085	0.86	8.6E+00	NO	ALL ND	Drop	NO	Drop	Rule 5
SVOC	4-METHYLPHENOL	00106-44-5	23	1	4%	1.9	1.9	0.34	5.3	0.034	5.3	6.2E+03	YES	NO	Drop	NO	Drop	Rule 5
SVOC	ACENAPHTHENE	00083-32-9	52	23	44%	0.0054	0.25	0	3.8	0	3.8	3.30E+03	YES	NO	Drop	NO	Drop	Rule 5
SVOC	ACENAPHTHYLENE	00208-96-8	36	15	42%	0.0028	0.065	0.0052	0.03	0.00018	0.03	NL	YES	NA	Drop	NA	Drop	Rule 4
SVOC	ANTHRACENE	00120-12-7	69	40	58%	0.0024	1.8	0.0058	5.3	0.00083	5.3	1.7E+04	YES	NO	Drop	NO	Drop	Rule 5
SVOC	BENZO(A)ANTHRACENE	00056-55-3	69	50	72%	0.0028	5.4	0.01	5.3	0.01	5.3	2.1E+00	YES	YES	Retain	YES	Retain	Rule 2
SVOC	BENZO(A)PYRENE	00050-32-8	69	47	68%	0.0028	5.7	0.19	5.3	0.19	5.3	2.1E-01	YES	YES	Retain	YES	Retain	Rule 2
SVOC	BENZO(B)FLUORANTHENE	00205-99-2	53	45	85%	0.0035	4.2	1.8	5.3	1.8	5.3	2.1E+00	YES	YES	Retain	YES	Retain	Rule 2
SVOC	BENZO(G,H,I)PERYLENE	00191-24-2	69	50	72%	0.0037	6.5	0.19	5.3	0.19	5.3	NL	YES	NA	Drop	NA	Drop	Rule 4
SVOC	BENZO(K)FLUORANTHENE	00207-08-9	53	42	79%	0.0012	2.3	0.0054	5.3	0.0011	5.3	2.1E+01	YES	NO	Drop	NO	Drop	Rule 5
SVOC	BIS(2-CHLOROETHYL)ETHER	00111-44-4	6	0	0%	ALL ND	ALL ND	0.34	3.5	0.017	0.17	1.0E+00	NO	ALL ND	Drop	NO	Drop	Rule 5
SVOC	BIS(2-ETHYLHEXYL)PHTHALATE	00117-81-7	39	15	38%	0.007	16	0.34	5.3	0.048	5.3	1.2E+02	YES	NO	Drop	NO	Drop	Rule 5
SVOC	BUTYLBENZYLPHTHALATE	00085-68-7	69	8	12%	0.014	1.1	0.19	5.9	0.046	5.9	9.1E+02	YES	NO	Drop	NO	Drop	Rule 5
SVOC	CARBAZOLE	00086-74-8	36	1	3%	0.31	0.31	0.15	3.5	0.037	1.4	NL	YES	NA	Drop	NA	Drop	Rule 4
SVOC	CHRYSENE	00218-01-9	69	50	72%	0.0056	8.5	0.19	5.3	0.19	5.3	2.1E+02	YES	NO	Drop	NO	Drop	Rule 5
SVOC	DIBENZO(A,H)ANTHRACENE	00053-70-3	53	37	70%	0.0046	2.2	0.0054	5.9	0.0014	5.9	2.1E-01	YES	YES	Retain	YES	Retain	Rule 2
SVOC	DIBENZOFURAN	00132-64-9	52	7	13%	0.0022	0.26	0.0054	3.9	0.00032	3.9	1.0E+02	YES	NO	Drop	NO	Drop	Rule 5
SVOC	DIETHYLPHTHALATE	00084-66-2	22	1	5%	0.0079	0.0079	0.19	6.9	0.027	3.9	4.9E+04	YES	NO	Drop	NO	Drop	Rule 5
SVOC	DI-N-BUTYLPHTHALATE	00084-74-2	39	6	15%	0.01	1.8	0.19	5.9	0.031	5.9	6.2E+03	YES	NO	Drop	NO	Drop	Rule 5
SVOC	DI-N-OCTYLPHTHALATE	00117-84-0	6	0	0%	ALL ND	ALL ND	0.34	3.5	0.015	0.15	6.2E+02	NO	ALL ND	Drop	NO	Drop	Rule 5
SVOC	FLUORANTHENE	00206-44-0	53	46	87%	0.0035	3.2	1.8	5.9	1.8	5.9	2.2E+03	YES	NO	Drop	NO	Drop	Rule 5
SVOC	FLUORENE	00086-73-7	69	25	36%	0.00095	0.27	0.0054	5.9	0.00051	5.9	2.2E+03	YES	NO	Drop	NO	Drop	Rule 5
SVOC	HEXACHLOROBUTADIENE	00087-68-3	6	0	0%	ALL ND	ALL ND	0.34	3.5	0.01	0.1	2.2E+01	NO	ALL ND	Drop	NO	Drop	Rule 5
SVOC	HEXACHLOROCYCLOPENTADIENE	00077-47-4	6	0	0%	ALL ND	ALL ND	1.7	17	0.052	0.52	3.7E+02	NO	ALL ND	Drop	NO	Drop	Rule 5
SVOC	HEXACHLOROETHANE	00067-72-1	6	0	0%	ALL ND	ALL ND	0.34	3.5	0.022	0.22	4.3E+01	NO	ALL ND	Drop	NO	Drop	Rule 5
SVOC	INDENO(1,2,3-CD)PYRENE	00193-39-5	53	44	83%	0.0021	5.9	0.01	5.3	0.01	5.3	2.1E+00	YES	YES	Retain	YES	Retain	Rule 2
SVOC	ISOPHORONE	00078-59-1	6	0	0%	ALL ND	ALL ND	0.34	3.5	0.018	0.18	1.8E+03	NO	ALL ND	Drop	NO	Drop	Rule 5
SVOC	NAPHTHALENE	00091-20-3	69	39	57%	0.0044	0.88	0.0054	5.3	0.00035	5.3	1.8E+01	YES	NO	Drop	NO	Drop	Rule 5
SVOC	NITROBENZENE	00098-95-3	6	0	0%	ALL ND	ALL ND	0.34	3.5	0.023	0.23	2.4E+01	NO	ALL ND	Drop	NO	Drop	Rule 5
SVOC	N-NITROSODI-N-PROPYLAMINE	00621-64-7	6	0	0%	ALL ND	ALL ND	0.34	3.5	0.032	0.32	2.5E-01	NO	ALL ND	Drop	YES	Drop	Rule 3
SVOC	N-NITROSODIPHENYLAMINE	00086-30-6	6	0	0%	ALL ND	ALL ND	0.34	3.5	0.022	0.22	3.5E+02	NO	ALL ND	Drop	NO	Drop	Rule 5
SVOC	PHENANTHRENE	00085-01-8	69	54	78%	0.0086	23	0.19	5.3	0.19	5.3	NL	YES	NA	Drop	NA	Drop	Rule 4
SVOC	PHENOL	00108-95-2	22	11	50%	0.018	0.026	0.34	3.9	0.019	3.9	1.8E+04	YES	NO	Drop	NO	Drop	Rule 5
SVOC	PYRENE	00129-00-0	69	59	86%	0.0065	20	0.19	5.3	0.19	5.3	1.7E+03	YES	NO	Drop	NO	Drop	Rule 5
SVOC	PYRIDINE	00110-86-1	36	1	3%	0.44	0.44	0.2	6.9	0.13	2	1.0E+02	YES	NO	Drop	NO	Drop	Rule 5

TABLE 3-4A. STATISTICAL SURFACE SOIL INDUSTRIAL CONSTITUENT OF CONCERN (COC) SCREEN
WYOMING DEPARTMENT OF ENVIRONMENTAL QUALITY, LARAMIE FORMER YTTRIUM PLANT, LARAMIE, WYOMING

CATEGORY	ANALYTE	TRI-CAS	NUMBER OF SAMPLES	NUMBER OF DETECTS	PERCENT DETECTED	MINIMUM DETECTED	MAXIMUM DETECTED	MINIMUM REPORTING LIMIT[b]	MAXIMUM REPORTING LIMIT[b]	MINIMUM MDL[b]	MAXIMUM MDL[b]	INDUSTRIAL SL[c]	IS THE FOD GREATER THAN 0%?	IS THE MAX DETECT > SL	RETAIN?	IS THE MAX MDL > SL?	FINAL COMPOUNDS FOR RETENTION	QUALITATIVE REVIEW (see rules below)
METALS	ALUMINUM, TOTAL	AL	56	56	100%	1160	16000	ALL DETECTS	ALL DETECTS	ALL DETECTS	ALL DETECTS	9.9E+04	YES	NO	Drop	ALL DETECT	Drop	Rule 5
METALS	ANTIMONY, TOTAL	SB	40	16	40%	0.29	6	0.15	8.7	0.014	8.7	4.1E+01	YES	NO	Drop	NO	Drop	Rule 5
METALS	ARSENIC, TOTAL	AS	56	56	100%	0.98	19.7	ALL DETECTS	ALL DETECTS	ALL DETECTS	ALL DETECTS	2.4E+00	YES	YES	Retain	ALL DETECT	Retain	Rule 2
METALS	BARIUM, TOTAL	BA	56	56	100%	7.2	575	ALL DETECTS	ALL DETECTS	ALL DETECTS	ALL DETECTS	1.9E+04	YES	NO	Drop	ALL DETECT	Drop	Rule 5
METALS	BERYLLIUM, TOTAL	BE	56	42	75%	0.02	1.4	0.52	0.73	0.52	0.73	2.0E+02	YES	NO	Drop	NO	Drop	Rule 5
METALS	BORON, TOTAL	B	6	6	100%	4.6	160	ALL DETECTS	ALL DETECTS	ALL DETECTS	ALL DETECTS	2.0E+04	YES	NO	Drop	ALL DETECT	Drop	Rule 5
METALS	CADMIUM, TOTAL	CD	56	56	100%	0.022	23.8	ALL DETECTS	ALL DETECTS	ALL DETECTS	ALL DETECTS	8.0E+01	YES	NO	Drop	ALL DETECT	Drop	Rule 5
METALS	CALCIUM, TOTAL	CA	56	56	100%	708	40000	ALL DETECTS	ALL DETECTS	ALL DETECTS	ALL DETECTS	NL	YES	NA	Drop	NA	Drop	Rule 4
METALS	CHROMIUM, TOTAL	CR	56	56	100%	1.7	64.2	ALL DETECTS	ALL DETECTS	ALL DETECTS	ALL DETECTS	NL	YES	NA	Drop	NA	Drop	Rule 4
METALS	COBALT, TOTAL	CO	56	56	100%	1.4	19	ALL DETECTS	ALL DETECTS	ALL DETECTS	ALL DETECTS	3.0E+01	YES	NO	Drop	ALL DETECT	Drop	Rule 5
METALS	COPPER, TOTAL	CU	56	56	100%	1.1	101	ALL DETECTS	ALL DETECTS	ALL DETECTS	ALL DETECTS	4.1E+03	YES	NO	Drop	ALL DETECT	Drop	Rule 5
METALS	IRON, TOTAL	FE	56	56	100%	3010	66300	ALL DETECTS	ALL DETECTS	ALL DETECTS	ALL DETECTS	7.2E+04	YES	NO	Drop	ALL DETECT	Drop	Rule 5
METALS	LEAD, TOTAL	PB	56	56	100%	1.7	2140	ALL DETECTS	ALL DETECTS	ALL DETECTS	ALL DETECTS	800	YES	YES	Retain	ALL DETECT	Retain	Rule 2
METALS	MAGNESIUM, TOTAL	MG	56	56	100%	488	8300	ALL DETECTS	ALL DETECTS	ALL DETECTS	ALL DETECTS	NL	YES	NA	Drop	NA	Drop	Rule 4
METALS	MANGANESE, TOTAL	MN	56	56	100%	23.6	1150	ALL DETECTS	ALL DETECTS	ALL DETECTS	ALL DETECTS	2.3E+03	YES	NO	Drop	ALL DETECT	Drop	Rule 5
METALS	MERCURY, TOTAL	HG	22	22	100%	0.0077	24	ALL DETECTS	ALL DETECTS	ALL DETECTS	ALL DETECTS	4.3	YES	YES	Retain	ALL DETECT	Retain	Rule 2
METALS	NICKEL, TOTAL	NI	56	56	100%	1.6	60	ALL DETECTS	ALL DETECTS	ALL DETECTS	ALL DETECTS	2.0E+03	YES	NO	Drop	ALL DETECT	Drop	Rule 5
METALS	POTASSIUM, TOTAL	K	56	56	100%	173	3500	ALL DETECTS	ALL DETECTS	ALL DETECTS	ALL DETECTS	NL	YES	NA	Drop	NA	Drop	Rule 4
METALS	SELENIUM, TOTAL	SE	40	20	50%	0.19	2	0.51	4.3	0.14	4.3	5.1E+02	YES	NO	Drop	NO	Drop	Rule 5
METALS	SILVER, TOTAL	AG	22	6	27%	0.026	0.21	0.11	0.17	0.023	0.17	5.1E+02	YES	NO	Drop	NO	Drop	Rule 5
METALS	SODIUM, TOTAL	NA	56	52	93%	36.8	997	490	540	58	540	NL	YES	NA	Drop	NA	Drop	Rule 4
METALS	THALLIUM, TOTAL	TL	40	29	73%	0.12	1	0.11	3.1	0.0039	3.1	1.0E+00	YES	NO	Drop	YES	Retain	Rule 3
METALS	VANADIUM, TOTAL	VA	56	56	100%	4.6	38.7	ALL DETECTS	ALL DETECTS	ALL DETECTS	ALL DETECTS	5.1E+02	YES	NO	Drop	ALL DETECT	Drop	Rule 5
METALS	ZINC, TOTAL	ZN	56	56	100%	6.5	1200	ALL DETECTS	ALL DETECTS	ALL DETECTS	ALL DETECTS	3.1E+04	YES	NO	Drop	ALL DETECT	Drop	Rule 5
GENERAL	CALCIUM, DISSOLVED	DCA	6	6	100%	97	580	ALL DETECTS	ALL DETECTS	ALL DETECTS	ALL DETECTS	NL	YES	NA	Drop	NA	Drop	Rule 4
GENERAL	CHLORIDE	CHLORIDE	6	6	100%	5.2	97	ALL DETECTS	ALL DETECTS	ALL DETECTS	ALL DETECTS	NL	YES	NA	Drop	NA	Drop	Rule 4
GENERAL	MAGNESIUM, DISSOLVED	DMG	6	5	83%	29	1200	2	2	0	0	NL	YES	NA	Drop	NA	Drop	Rule 4
GENERAL	PH, LABORATORY	PH_LAB	6	6	100%	7.73	11.4	ALL DETECTS	ALL DETECTS	ALL DETECTS	ALL DETECTS	NL	YES	NA	Drop	NA	Drop	Rule 4
GENERAL	SODIUM ADSORPTION RATIO	SAR	6	3	50%	2	3.6	1.2	1.2	0	0	NL	YES	NA	Drop	NA	Drop	Rule 4
GENERAL	SODIUM, DISSOLVED	DNA	6	6	100%	39	660	ALL DETECTS	ALL DETECTS	ALL DETECTS	ALL DETECTS	NL	YES	NA	Drop	NA	Drop	Rule 4
GENERAL	SODIUM, EXCHANGEABLE PERCENTAGE	NA_EXCH_P	6	3	50%	1.6	3.9	0.5	0.5	0	0	NL	YES	NA	Drop	NA	Drop	Rule 4
GENERAL	SULFATE	SULFATE	6	6	100%	11	4000	ALL DETECTS	ALL DETECTS	ALL DETECTS	ALL DETECTS	NL	YES	NA	Drop	NA	Drop	Rule 4
GENERAL	TEMPERATURE	TEMP	6	6	100%	21.9	22.5	ALL DETECTS	ALL DETECTS	ALL DETECTS	ALL DETECTS	NL	YES	NA	Drop	NA	Drop	Rule 4
TPH	TPH DRO	TEH1	40	36	90%	4	14000	4	4.7	4	4.7	NL	YES	NA	Drop	NA	Drop	Rule 4
TPH	TPH GRO	TVH1	22	17	77%	0.42	30	1.3	1.4	0.34	0.37	NL	YES	NA	Drop	NA	Drop	Rule 4

Notes:
All results in mg/kg
Some RL and MDL values are represented as 0. These analytes do not have RLs or MDLs available.
a - The most conservative screening level of m and p xylenes used.
b - Results based on removal of detected RL's and MDLs
c - Industrial values based on Regional Screening Levels, November 2014
ALL ND - All results were non-detect and the FOD is 0%
Drop - Analyte meets requirements to drop from COC List
FOD - Frequency of Detect
Retain - Retain Analyte for Further Evaluation
MDL - Method Detection Limit
MAX - Maximum
MIN - Minimum

NL - Screening Value, Not-Listed
NA - Not Applicable
RL - Reporting Limit
SL - Screening Level

Qualitative Review:
Rule 1 - If the MDL exceeds the screening value, but all data are historic, drop from COC list.
Rule 2 - If the analyte is detected and above the screening value then retain.
Rule 3 - If not detected but retained in either the groundwater or subsurface soils, then retain.
Rule 4 - If no screening value, drop.
Rule 5 - If the detected results and the non-detected results are below the screening value, then drop.

In the case where both Rule 1 and Rule 3 applied, the WDEQ evaluated results against both current and historical data.

TABLE 3-4B. STATISTICAL SUBSURFACE SOIL INDUSTRIAL CONSTITUENT OF CONCERN (COC) SCREEN
WYOMING DEPARTMENT OF ENVIRONMENTAL QUALITY, LARAMIE FORMER YTTRIUM PLANT, LARAMIE, WYOMING

CATEGORY	ANALYTE	TRI-CAS	NUMBER OF SAMPLES	NUMBER OF DETECTS	PERCENT DETECTED	MINIMUM DETECTED	MAXIMUM DETECTED	MINIMUM REPORTING LIMIT[b]	MAXIMUM REPORTING LIMIT[b]	MINIMUM MDL[b]	MAXIMUM MDL[b]	INDUSTRIAL SL[c]	IS THE FOD GREATER THAN 0%?	IS THE MAX DETECT > SL	RETAIN?	IS THE MAX RL > SL	FINAL COMPOUNDS FOR RETENTION	QUALITATIVE REVIEW (see rules below)
SVOC	1,2,4-TRICHLOROBENZENE	00120-82-1	6	0	0%	ALL ND	ALL ND	0.32	0.38	0.027	0.032	2.7E+01	NO	ALL ND	Drop	NO	Drop	Rule 5
SVOC	1,2-DICHLOROBENZENE	00095-50-1	6	0	0%	ALL ND	ALL ND	0.32	0.38	0.021	0.025	9.8E+02	NO	ALL ND	Drop	NO	Drop	Rule 5
SVOC	1,4-DICHLOROBENZENE	00106-46-7	6	0	0%	ALL ND	ALL ND	0.32	0.38	0.013	0.016	1.2E+01	NO	ALL ND	Drop	NO	Drop	Rule 5
SVOC	1-METHYLNAPHTHALENE	00090-12-0	8	5	63%	0.00097	0.48	0.0051	0.0052	0.00026	0.00027	5.3E+01	YES	NO	Drop	NO	Drop	Rule 5
SVOC	2,4-DIMETHYLPHENOL	00105-67-9	6	0	0%	ALL ND	ALL ND	0.32	0.38	0.064	0.076	1.2E+03	NO	ALL ND	Drop	NO	Drop	Rule 5
SVOC	2,4-DINITROTOLUENE	00121-14-2	6	0	0%	ALL ND	ALL ND	0.32	0.38	0.064	0.076	5.5E+00	NO	ALL ND	Drop	NO	Drop	Rule 5
SVOC	2,6-DINITROTOLUENE	00606-20-2	6	0	0%	ALL ND	ALL ND	0.32	0.38	0.027	0.032	1.2E+00	NO	ALL ND	Drop	NO	Drop	Rule 5
SVOC	2-METHYLNAPHTHALENE	00091-57-6	8	5	63%	0.00079	0.42	0.0051	0.0052	0.00031	0.00032	2.2E+02	YES	NO	Drop	NO	Drop	Rule 5
SVOC	2-METHYLPHENOL	00095-48-7	6	0	0%	ALL ND	ALL ND	0.32	0.38	0.013	0.015	3.1E+03	NO	ALL ND	Drop	NO	Drop	Rule 5
SVOC	3,3-DICHLOROBENZIDINE	00091-94-1	6	0	0%	ALL ND	ALL ND	0.64	0.76	0.087	0.1	3.8E+00	NO	ALL ND	Drop	NO	Drop	Rule 5
SVOC	3-METHYLPHENOL	00108-39-4	6	0	0%	ALL ND	ALL ND	0.32	0.38	0.032	0.038	3.1E+03	NO	ALL ND	Drop	NO	Drop	Rule 5
SVOC	4-CHLOROANILINE	00106-47-8	6	0	0%	ALL ND	ALL ND	0.32	0.38	0.079	0.094	8.6E+00	NO	ALL ND	Drop	NO	Drop	Rule 5
SVOC	4-METHYLPHENOL	00106-44-5	6	0	0%	ALL ND	ALL ND	0.32	0.38	0.032	0.038	6.2E+03	NO	ALL ND	Drop	NO	Drop	Rule 5
SVOC	ACENAPHTHENE	00083-32-9	8	4	50%	0.00079	0.08	0.0047	0.0052	0.00015	0.00016	3.30E+03	YES	NO	Drop	NO	Drop	Rule 5
SVOC	ACENAPHTHYLENE	00208-96-8	8	1	13%	0.0012	0.0012	0.0047	0.006	0.00016	0.00021	NL	YES	NA	Drop	NA	Drop	Rule 4
SVOC	ANTHRACENE	00120-12-7	8	5	63%	0.0011	0.11	0.0051	0.0052	0.00073	0.00074	1.7E+04	YES	NO	Drop	NO	Drop	Rule 5
SVOC	BENZO(A)ANTHRACENE	00056-55-3	8	4	50%	0.0023	0.024	0.0051	0.0052	0.00091	0.00093	2.1E+00	YES	NO	Drop	NO	Drop	Rule 5
SVOC	BENZO(A)PYRENE	00050-32-8	8	3	38%	0.0052	0.044	0.0047	0.0052	0.0007	0.00076	2.1E-01	YES	NO	Drop	NO	Drop	Rule 5
SVOC	BENZO(B)FLUORANTHENE	00205-99-2	8	3	38%	0.0041	0.033	0.0047	0.0052	0.0011	0.0012	2.1E+00	YES	NO	Drop	NO	Drop	Rule 5
SVOC	BENZO(G,H,I)PERYLENE	00191-24-2	8	5	63%	0.0033	0.069	0.0051	0.0052	0.0011	0.0011	NL	YES	NA	Drop	NA	Drop	Rule 4
SVOC	BENZO(K)FLUORANTHENE	00207-08-9	8	1	13%	0.0071	0.0071	0.0047	0.006	0.00095	0.0012	2.1E+01	YES	NO	Drop	NO	Drop	Rule 5
SVOC	BIS(2-CHLOROETHYL)ETHER	00111-44-4	6	0	0%	ALL ND	ALL ND	0.32	0.38	0.016	0.019	1.0E+00	NO	ALL ND	Drop	NO	Drop	Rule 5
SVOC	BIS(2-ETHYLHEXYL)PHTHALATE	00117-81-7	6	0	0%	ALL ND	ALL ND	0.32	0.38	0.044	0.053	1.2E+02	NO	ALL ND	Drop	NO	Drop	Rule 5
SVOC	BUTYLBENZYLPHTHALATE	00085-68-7	6	0	0%	ALL ND	ALL ND	0.32	0.38	0.041	0.05	9.1E+02	NO	ALL ND	Drop	NO	Drop	Rule 5
SVOC	CARBAZOLE	00086-74-8	6	0	0%	ALL ND	ALL ND	0.32	0.38	0.035	0.041	NL	NO	NA	Drop	NA	Drop	Rule 4
SVOC	CHRYSENE	00218-01-9	8	4	50%	0.0047	0.026	0.0051	0.0052	0.001	0.001	2.1E+02	YES	NO	Drop	NO	Drop	Rule 5
SVOC	DIBENZO(A,H)ANTHRACENE	00053-70-3	8	1	13%	0.018	0.018	0.0047	0.006	0.0012	0.0016	2.1E-01	YES	NO	Drop	NO	Drop	Rule 5
SVOC	DIBENZOFURAN	00132-64-9	8	5	63%	0.00036	0.039	0.0051	0.0052	0.0003	0.00031	1.0E+02	YES	NO	Drop	NO	Drop	Rule 5
SVOC	DIETHYLPHTHALATE	00084-66-2	6	0	0%	ALL ND	ALL ND	0.64	0.76	0.025	0.03	4.9E+04	NO	ALL ND	Drop	NO	Drop	Rule 5
SVOC	DI-N-BUTYLPHTHALATE	00084-74-2	6	0	0%	ALL ND	ALL ND	0.32	0.38	0.028	0.033	6.2E+03	NO	ALL ND	Drop	NO	Drop	Rule 5
SVOC	DI-N-OCTYLPHTHALATE	00117-84-0	6	0	0%	ALL ND	ALL ND	0.32	0.38	0.014	0.017	6.2E+02	NO	ALL ND	Drop	NO	Drop	Rule 5
SVOC	FLUORANTHENE	00206-44-0	8	2	25%	0.012	0.012	0.0047	0.006	0.00095	0.0012	2.2E+03	YES	NO	Drop	NO	Drop	Rule 5
SVOC	FLUORENE	00086-73-7	8	5	63%	0.00065	0.16	0.0051	0.0052	0.00048	0.00048	2.2E+03	YES	NO	Drop	NO	Drop	Rule 5
SVOC	HEXACHLOROBUTADIENE	00087-68-3	6	0	0%	ALL ND	ALL ND	0.32	0.38	0.0096	0.012	2.2E+01	NO	ALL ND	Drop	NO	Drop	Rule 5
SVOC	HEXACHLOROCYCLOPENTADIENE	00077-47-4	6	0	0%	ALL ND	ALL ND	1.5	1.8	0.048	0.058	3.7E+02	NO	ALL ND	Drop	NO	Drop	Rule 5
SVOC	HEXACHLOROETHANE	00067-72-1	6	0	0%	ALL ND	ALL ND	0.32	0.38	0.021	0.025	4.3E+01	NO	ALL ND	Drop	NO	Drop	Rule 5
SVOC	INDENO(1,2,3-CD)PYRENE	00193-39-5	8	3	38%	0.0016	0.024	0.0047	0.0052	0.001	0.0011	2.1E+00	YES	NO	Drop	NO	Drop	Rule 5
SVOC	ISOPHORONE	00078-59-1	6	0	0%	ALL ND	ALL ND	0.32	0.38	0.016	0.02	1.8E+03	NO	ALL ND	Drop	NO	Drop	Rule 5
SVOC	NAPHTHALENE	00091-20-3	8	4	50%	0.00056	0.31	0.0047	0.0052	0.00031	0.00034	1.8E+01	YES	NO	Drop	NO	Drop	Rule 5
SVOC	NITROBENZENE	00098-95-3	6	0	0%	ALL ND	ALL ND	0.32	0.38	0.021	0.025	2.4E+01	NO	ALL ND	Drop	NO	Drop	Rule 5
SVOC	N-NITROSODI-N-PROPYLAMINE	00621-64-7	6	0	0%	ALL ND	ALL ND	0.32	0.38	0.03	0.036	2.5E-01	NO	ALL ND	Drop	NO	Drop	Rule 5
SVOC	N-NITROSODIPHENYLAMINE	00086-30-6	6	0	0%	ALL ND	ALL ND	0.32	0.38	0.02	0.024	3.5E+02	NO	ALL ND	Drop	NO	Drop	Rule 5
SVOC	PHENANTHRENE	00085-01-8	8	5	63%	0.0026	0.31	0.0051	0.0052	0.0011	0.0011	NL	YES	NA	Drop	NA	Drop	Rule 4
SVOC	PHENOL	00108-95-2	6	0	0%	ALL ND	ALL ND	0.32	0.38	0.017	0.021	1.8E+04	NO	ALL ND	Drop	NO	Drop	Rule 5
SVOC	PYRENE	00129-00-0	8	5	63%	0.0017	0.07	0.0051	0.0052	0.0011	0.0011	1.7E+03	YES	NO	Drop	NO	Drop	Rule 5
SVOC	PYRIDINE	00110-86-1	6	0	0%	ALL ND	ALL ND	0.64	0.76	0.13	0.15	1.0E+02	NO	ALL ND	Drop	NO	Drop	Rule 5
METALS	ALUMINUM, TOTAL	AL	8	8	100%	1500	16000	ALL DETECTS	ALL DETECTS	ALL DETECTS	ALL DETECTS	9.9E+04	YES	NO	Drop	ALL DETECT	Drop	Rule 5
METALS	ANTIMONY, TOTAL	SB	8	1	13%	0.21	0.21	0.19	0.23	0.013	0.23	4.1E+01	YES	NO	Drop	NO	Drop	Rule 5
METALS	ARSENIC, TOTAL	AS	8	8	100%	0.94	4	ALL DETECTS	ALL DETECTS	ALL DETECTS	ALL DETECTS	2.4E+00	YES	YES	Retain	ALL DETECT	Retain	Rule 2
METALS	BARIUM, TOTAL	BA	8	8	100%	13	200	ALL DETECTS	ALL DETECTS	ALL DETECTS	ALL DETECTS	1.9E+04	YES	NO	Drop	ALL DETECT	Drop	Rule 5
METALS	BERYLLIUM, TOTAL	BE	8	8	100%	0.1	0.87	ALL DETECTS	ALL DETECTS	ALL DETECTS	ALL DETECTS	2.0E+02	YES	NO	Drop	ALL DETECT	Drop	Rule 5
METALS	BORON, TOTAL	B	8	4	50%	1.4	14	9.7	10	0.95	10	2.0E+04	YES	NO	Drop	NO	Drop	Rule 5
METALS	CADMIUM, TOTAL	CD	8	8	100%	0.047	0.69	ALL DETECTS	ALL DETECTS	ALL DETECTS	ALL DETECTS	8.0E+01	YES	NO	Drop	ALL DETECT	Drop	Rule 5
METALS	CALCIUM, TOTAL	CA	8	8	100%	940	71000	ALL DETECTS	ALL DETECTS	ALL DETECTS	ALL DETECTS	NL	YES	NA	Drop	NA	Drop	Rule 4
METALS	CHROMIUM, TOTAL	CR	8	8	100%	2.9	23	ALL DETECTS	ALL DETECTS	ALL DETECTS	ALL DETECTS	NL	YES	NA	Drop	NA	Drop	Rule 4
METALS	COBALT, TOTAL	CO	8	8	100%	1.2	6.8	ALL DETECTS	ALL DETECTS	ALL DETECTS	ALL DETECTS	3.0E+01	YES	NO	Drop	ALL DETECT	Drop	Rule 5
METALS	COPPER, TOTAL	CU	8	8	100%	1.6	17	ALL DETECTS	ALL DETECTS	ALL DETECTS	ALL DETECTS	4.1E+03	YES	NO	Drop	ALL DETECT	Drop	Rule 5
METALS	IRON, TOTAL	FE	8	8	100%	3900	18000	ALL DETECTS	ALL DETECTS	ALL DETECTS	ALL DETECTS	7.2E+04	YES	NO	Drop	ALL DETECT	Drop	Rule 5
METALS	LEAD, TOTAL	PB	8	8	100%	1.8	16	ALL DETECTS	ALL DETECTS	ALL DETECTS	ALL DETECTS	800	YES	NO	Drop	ALL DETECT	Drop	Rule 5
METALS	MAGNESIUM, TOTAL	MG	8	8	100%	720	9500	ALL DETECTS	ALL DETECTS	ALL DETECTS	ALL DETECTS	NL	YES	NA	Drop	NA	Drop	Rule 4
METALS	MANGANESE, TOTAL	MN	8	8	100%	37	360	ALL DETECTS	ALL DETECTS	ALL DETECTS	ALL DETECTS	2.3E+03	YES	NO	Drop	ALL DETECT	Drop	Rule 5
METALS	MERCURY, TOTAL	HG	8	4	50%	0.0064	0.066	0.016	0.019	0.0052	0.0063	4.3	YES	NO	Drop	NO	Drop	Rule 5
METALS	NICKEL, TOTAL	NI	8	8	100%	2.2	15	ALL DETECTS	ALL DETECTS	ALL DETECTS	ALL DETECTS	2.0E+03	YES	NO	Drop	ALL DETECT	Drop	Rule 5
METALS	POTASSIUM, TOTAL	K	8	8	100%	220	3400	ALL DETECTS	ALL DETECTS	ALL DETECTS	ALL DETECTS	NL	YES	NA	Drop	NA	Drop	Rule 4
METALS	SELENIUM, TOTAL	SE	8	3	38%	0.37	2.3	0.48	0.52	0.13	0.14	5.1E+02	YES	NO	Drop	NO	Drop	Rule 5
METALS	SILVER, TOTAL	AG	8	2	25%	0.054	0.066	0.096	0.1	0.02	0.021	5.1E+02	YES	NO	Drop	NO	Drop	Rule 5
METALS	SODIUM, TOTAL	NA	8	0	0%	ALL ND	ALL ND	490	590	57	590	NL	NO	NA	Drop	NA	Drop	Rule 4
METALS	THALLIUM, TOTAL	TL	8	2	25%	0.26	0.3	0.096	0.1	0.0034	0.1	1.0E+00	YES	NO	Drop	NO	Drop	Rule 5
METALS	VANADIUM, TOTAL	VA	8	8	100%	6.2	42	ALL DETECTS	ALL DETECTS	ALL DETECTS	ALL DETECTS	5.1E+02	YES	NO	Drop	ALL DETECT	Drop	Rule 5
METALS	ZINC, TOTAL	ZN	8	8	100%	8.7	62	ALL DETECTS	ALL DETECTS	ALL DETECTS	ALL DETECTS	3.1E+04	YES	NO	Drop	ALL DETECT	Drop	Rule 5

TABLE 3-4B. STATISTICAL SUBSURFACE SOIL INDUSTRIAL CONSTITUENT OF CONCERN (COC) SCREEN
WYOMING DEPARTMENT OF ENVIRONMENTAL QUALITY, LARAMIE FORMER YTTRIUM PLANT, LARAMIE, WYOMING

CATEGORY	ANALYTE	TRI-CAS	NUMBER OF SAMPLES	NUMBER OF DETECTS	PERCENT DETECTED	MINIMUM DETECTED	MAXIMUM DETECTED	MINIMUM REPORTING LIMIT[b]	MAXIMUM REPORTING LIMIT[b]	MINIMUM MDL[b]	MAXIMUM MDL[b]	INDUSTRIAL SL[c]	IS THE FOD GREATER THAN 0%?	IS THE MAX DETECT > SL	RETAIN?	IS THE MAX RL > SL	FINAL COMPOUNDS FOR RETENTION	QUALITATIVE REVIEW (see rules below)
GENERAL	CALCIUM, DISSOLVED	DCA	6	6	100%	33	500	ALL DETECTS	ALL DETECTS	ALL DETECTS	ALL DETECTS	NL	YES	NA	Drop	NA	Drop	Rule 4
GENERAL	CHLORIDE	CHLORIDE	6	6	100%	4	45	ALL DETECTS	ALL DETECTS	ALL DETECTS	ALL DETECTS	NL	YES	NA	Drop	NA	Drop	Rule 4
GENERAL	MAGNESIUM, DISSOLVED	DMG	6	6	100%	10	920	ALL DETECTS	ALL DETECTS	ALL DETECTS	ALL DETECTS	NL	YES	NA	Drop	NA	Drop	Rule 4
GENERAL	PH, LABORATORY	PH_LAB	6	6	100%	6.87	9.29	ALL DETECTS	ALL DETECTS	ALL DETECTS	ALL DETECTS	NL	YES	NA	Drop	NA	Drop	Rule 4
GENERAL	SODIUM ADSORPTION RATIO	SAR	6	4	67%	1.3	3.3	1.2	1.2	0	0	NL	YES	NA	Drop	NA	Drop	Rule 4
GENERAL	SODIUM, DISSOLVED	DNA	6	5	83%	48	370	10	10	0	0	NL	YES	NA	Drop	NA	Drop	Rule 4
GENERAL	SODIUM, EXCHANGEABLE PERCENTAGE	NA_EXCH_P	6	4	67%	0.64	3.5	0.5	0.5	0	0	NL	YES	NA	Drop	NA	Drop	Rule 4
GENERAL	SULFATE	SULFATE	6	6	100%	7.9	4800	ALL DETECTS	ALL DETECTS	ALL DETECTS	ALL DETECTS	NL	YES	NA	Drop	NA	Drop	Rule 4
GENERAL	TEMPERATURE	TEMP	6	6	100%	21.6	22.2	ALL DETECTS	ALL DETECTS	ALL DETECTS	ALL DETECTS	NL	YES	NA	Drop	NA	Drop	Rule 4
TPH	TPH DRO	TEH1	8	8	100%	1.6	600	ALL DETECTS	ALL DETECTS	ALL DETECTS	ALL DETECTS	NL	YES	NA	Drop	NA	Drop	Rule 4
TPH	TPH GRO	TVH1	8	1	13%	220	220	1.2	1.4	0.33	0.39	NL	YES	NA	Drop	NA	Drop	Rule 4

Notes:
All results in mg/kg
Some RL and MDL values are represented as 0. These analytes do not have RLs or MDLs available.
a - The most conservative screening level of m and p xylenes used.
b - Results based on removal of detected RL's and MDLs
c - Industrial values based on Regional Screening Levels, November 2014
ALL ND - All results were non-detect and the FOD is 0%
Drop - Analyte meets requirements to drop from COC List
FOD - Frequency of Detect
Retain - Retain Analyte for Further Evaluation
MDL - Method Detection Limit
MAX - Maximum
MIN - Minimum

NL - Screening Value, Not-Listed
NA - Not Applicable
RL - Reporting Limit
SL - Screening Level

Qualitative Review:
Rule 1 - If the MDL exceeds the screening value, but all data are historic, drop from COC list.
Rule 2 - If the analyte is detected and above the screening value then retain.
Rule 3 - If not detected but retained in either the groundwater or subsurface soils, then retain.
Rule 4 - If no screening value, drop.
Rule 5 - If the detected results and the non-detected results are below the screening value, then drop.

In the case where both Rule 1 and Rule 3 applied, the WDEQ evaluated results against both current and historical data.

TABLE 3-5A. SUMMARY OF STATISTICAL SURFACE SOIL CONSTITUENT OF CONCERN (COC) SCREEN
WYOMING DEPARTMENT OF ENVIRONMENTAL QUALITY, LARAMIE FORMER YTTRIUM PLANT, LARAMIE, WYOMING

CATEGORY	ANALYTE	TRI-CAS	SURFACE SOIL																COMBINED COC LIST
			MTGW					RESIDENTIAL					INDUSTRIAL						
			FOD[1]		POINT SCREEN[2]		FINAL LIST[4]	FOD[1]		POINT SCREEN[2]		FINAL LIST[4]	FOD[1]		POINT SCREEN[2]		FINAL LIST[4]	
			FOD[1]	MDL[3]	POINT[2]	MDL[3]		FOD[1]	MDL[3]	POINT[2]	MDL[3]		FOD[1]	MDL[3]	POINT[2]	MDL[3]		
VOC	2-BUTANONE	00078-93-3		X		X												
VOC	ACETONE	00067-64-1		X		X												
VOC	CARBON DISULFIDE	00075-15-0		X		X												
VOC	ETHYLBENZENE	00100-41-4	X	X	X	X	X											X
VOC	M,P-XYLENE	MPXYLENE		X		X												
VOC	METHYLENE CHLORIDE	00075-09-2	X	X	X	X	X											X
VOC	O-XYLENE	00095-47-6		X		X												
VOC	TOLUENE	00108-88-3		X		X												
VOC	TRICHLOROETHENE	00079-01-6		X		X			X		X			X		X		
SVOC	1,2,4-TRICHLOROBENZENE	00120-82-1		X		X												
SVOC	1,4-DICHLOROBENZENE	00106-46-7		X		X												
SVOC	1-METHYLNAPHTHALENE	00090-12-0	X		X		X											X
SVOC	2,4-DIMETHYLPHENOL	00105-67-9		X		X												
SVOC	2,4-DINITROTOLUENE	00121-14-2		X		X												
SVOC	2,6-DINITROTOLUENE	00606-20-2	X	X	X	X	X	X	X	X	X	X	X		X		X	X
SVOC	2-METHYLNAPHTHALENE	00091-57-6	X	X	X	X	X											X
SVOC	3,3-DICHLOROBENZIDINE	00091-94-1		X		X												
SVOC	4-CHLOROANILINE	00106-47-8		X		X												
SVOC	4-METHYLPHENOL	00106-44-5	X	X	X	X	X											X
SVOC	BENZO(A)ANTHRACENE	00056-55-3	X	X	X	X	X	X	X	X	X	X	X	X	X	X	X	X
SVOC	BENZO(A)PYRENE	00050-32-8	X	X	X	X	X	X	X	X	X	X	X	X	X	X	X	X
SVOC	BENZO(B)FLUORANTHENE	00205-99-2	X	X	X	X	X	X	X	X	X	X	X	X	X	X	X	X
SVOC	BENZO(K)FLUORANTHENE	00207-08-9	X	X	X	X	X	X	X	X	X	X						X
SVOC	BIS(2-CHLOROETHYL)ETHER	00111-44-4		X		X												
SVOC	CHRYSENE	00218-01-9	X	X	X	X	X											X
SVOC	DIBENZO(A,H)ANTHRACENE	00053-70-3	X	X	X	X		X	X	X	X	X	X	X	X	X	X	X
SVOC	DIBENZOFURAN	00132-64-9	X	X	X		X											X
SVOC	HEXACHLOROBUTADIENE	00087-68-3		X		X												
SVOC	HEXACHLOROETHANE	00067-72-1		X		X												
SVOC	INDENO(1,2,3-CD)PYRENE	00193-39-5	X	X	X	X	X	X	X	X	X	X	X	X	X	X	X	X
SVOC	ISOPHORONE	00078-59-1		X		X												
SVOC	NAPHTHALENE	00091-20-3		X		X			X		X							
SVOC	NITROBENZENE	00098-95-3		X		X												
SVOC	N-NITROSODI-N-PROPYLAMINE	00621-64-7		X		X			X		X			X		X		
SVOC	N-NITROSODIPHENYLAMINE	00086-30-6		X		X												
SVOC	PHENOL	00108-95-2		X		X												
SVOC	PYRIDINE	00110-86-1	X	X	X	X	X											X
METALS	ANTIMONY, TOTAL	SB	X	X	X	X	X											X
METALS	ARSENIC, TOTAL	AS	X		X		X	X		X		X	X		X		X	X
METALS	BARIUM, TOTAL	BA	X		X		X											X
METALS	BORON, TOTAL	B	X		X		X											X
METALS	CADMIUM, TOTAL	CD	X		X		X											X
METALS	COBALT, TOTAL	CO	X		X		X											X
METALS	COPPER, TOTAL	CU	X		X		X											X
METALS	IRON, TOTAL	FE	X		X		X	X		X		X						X
METALS	LEAD, TOTAL	PB	X		X		X	X		X		X	X		X		X	X
METALS	MANGANESE, TOTAL	MN	X		X		X											X
METALS	MERCURY, TOTAL	HG	X		X		X	X		X		X	X		X		X	X
METALS	NICKEL, TOTAL	NI	X		X		X											X
METALS	SELENIUM, TOTAL	SE	X	X	X	X	X											X
METALS	THALLIUM, TOTAL	TL	X	X	X	X	X	X	X	X	X	X	X		X		X	X
METALS	ZINC, TOTAL	ZN	X		X		X											X
TPH	TPH DRO	TEH1						X		X		X						X
TPH	TPH GRO	TVH1						X		X		X						X

Notes:
1 - Screen with summary stats and Frequency of Detects.
2 - Individual value point by point screen
3 - Retained values from MDL screen in each scenario
4 - After applying all rules (see individual screening tables), final retained analytes.
FOD - Frequency of Detect

TABLE 3-5B. SUMMARY OF STATISTICAL SUBSURFACE SOIL CONSTITUENT OF CONCERN (COC) SCREEN
WYOMING DEPARTMENT OF ENVIRONMENTAL QUALITY, LARAMIE FORMER YTTRIUM PLANT, LARAMIE, WYOMING

CATEGORY	ANALYTE	TRI-CAS	SUBSURFACE SOIL															COMBINED COC LIST
			MTGW					RESIDENTIAL					INDUSTRIAL					
			FOD[1]		POINT SCREEN[2]		FINAL LIST[4]	FOD[1]		POINT SCREEN[2]		FINAL LIST[4]	FOD[1]		POINT SCREEN[2]		FINAL LIST[4]	
			FOD[1]	MDL[3]	POINT[2]	MDL[3]		FOD[1]	MDL[3]	POINT[2]	MDL[3]		FOD[1]	MDL[3]	POINT[2]	MDL[3]		
TPH	TPH GRO	TVH1	X		X		X	X		X		X						X
SVOC	1-METHYLNAPHTHALENE	00090-12-0	X		X		X											X
SVOC	2,4-DINITROTOLUENE	00121-14-2		X		X												
SVOC	2,6-DINITROTOLUENE	00606-20-2		X		X	X											X
SVOC	2-METHYLNAPHTHALENE	00091-57-6	X		X		X											X
SVOC	3,3-DICHLOROBENZIDINE	00091-94-1		X		X												
SVOC	4-CHLOROANILINE	00106-47-8		X		X												
SVOC	BENZO(A)ANTHRACENE	00056-55-3	X		X							X						X
SVOC	BENZO(A)PYRENE	00050-32-8	X		X			X		X								
SVOC	BENZO(B)FLUORANTHENE	00205-99-2	X		X													
SVOC	BIS(2-CHLOROETHYL)ETHER	00111-44-4		X		X												
SVOC	DIBENZO(A,H)ANTHRACENE	00053-70-3	X		X			X		X		X						X
SVOC	DIBENZOFURAN	00132-64-9	X		X		X											X
SVOC	HEXACHLOROETHANE	00067-72-1		X		X												
SVOC	NAPHTHALENE	00091-20-3	X		X													
SVOC	NITROBENZENE	00098-95-3		X		X												
SVOC	N-NITROSODI-N-PROPYLAMINE	00621-64-7		X		X												
SVOC	PYRIDINE	00110-86-1		X		X												
METALS	ARSENIC, TOTAL	AS	X		X		X	X		X		X	X		X		X	X
METALS	ANTIMONY, TOTAL	SB																
METALS	BARIUM, TOTAL	BA	X		X		X											X
METALS	BORON, TOTAL	B	X		X	X	X											X
METALS	CADMIUM, TOTAL	CD	X		X		X											X
METALS	COBALT, TOTAL	CO	X		X		X											X
METALS	IRON, TOTAL	FE	X		X		X											X
METALS	LEAD, TOTAL	PB	X		X		X											X
METALS	MANGANESE, TOTAL	MN	X		X		X											X
METALS	SELENIUM, TOTAL	SE	X		X		X											X
METALS	THALLIUM, TOTAL	TL	X		X		X											X

Notes:
1 - Screen with summary stats and Frequency of Detects.
2 - Individual value point by point screen
3 - Retained values from MDL screen in each scenario
4 - After applying all rules (see individual screening tables), final retained analytes.
FOD - Frequency of Detect
MDL - Method Detection Limit
MTGW - Migration to Groundwater
COC - Constituent of Concern

TABLE 3-6A. SURFACE SOIL POINT-BY-POINT CONSTITUENT OF CONCERN (COC) SCREEN
WYOMING DEPARTMENT OF ENVIRONMENTAL QUALITY, LARAMIE FORMER YTTRIUM PLANT, LARAMIE, WYOMING

CATEGORY	METHOD	ANALYTE	TRI-CAS	SAMPLE_ID	DATE TIME SAMPLED	SAMPLE START DEPTH	SAMPLE END DEPTH	DETECTED RESULTS	NON-DETECTED (METHOD DETECTION LIMIT (MDL))	UNITS	LAB QUALIFIER	DATA VALIDATION REVIEWER QUALIFIER	LABORATORY DATA SET NUMBER	MIGRATION TO GROUNDWATER - FACT SHEET #12 (mg/kg)	IS DETECT VALUE > SCREENING LEVEL	IS MDL > SCREENING LEVEL	RESIDENTIAL SOIL SCREENING VALUES - FACT SHEET #12 (mg/kg)	IS DETECT VALUE > SCREENING LEVEL	IS MDL > SCREENING LEVEL	INDUSTRIAL SCREENING VALUES - EPA RSL (mg/kg)	IS DETECT VALUE > SCREENING LEVEL	IS MDL > SCREENING LEVEL
SVOC	SW 8270C-SIM	Benzo(a)pyrene	00050-32-8	LYMW09 (1-2 ft)	1/15/2014 15:00	1	2	0.95		mg/kg			280-51290-1	0.20404	YES	ALL DETECT	0.015	YES	ALL DETECT	0.21	YES	ALL DETECT
SVOC	SW 8270C-SIM	Benzo(a)pyrene	00050-32-8	LYMW10 (1-2 ft)	1/15/2014 11:00	1	2	4.6		mg/kg			280-51290-1	0.20404	YES	ALL DETECT	0.015	YES	ALL DETECT	0.21	YES	ALL DETECT
SVOC	SW 8270C-SIM	Benzo(a)pyrene	00050-32-8	LYMW11 (1-2 ft)	1/15/2014 10:00	1	2	0.056		mg/kg			280-51290-1	0.20404	NO	ALL DETECT	0.015	YES	ALL DETECT	0.21	NO	ALL DETECT
SVOC	SW 8270C-SIM	Benzo(a)pyrene	00050-32-8	LYMW12 (1-2 ft)	1/15/2014 16:00	1	2	0.0067		mg/kg			280-51290-1	0.20404	NO	ALL DETECT	0.015	NO	ALL DETECT	0.21	NO	ALL DETECT
SVOC	SW 8270C-SIM	Benzo(a)pyrene	00050-32-8	LYMW13 (1-2 ft)	1/15/2014 9:00	1	2	0.016		mg/kg			280-51290-1	0.20404	NO	ALL DETECT	0.015	YES	ALL DETECT	0.21	NO	ALL DETECT
SVOC	SW 8270C-SIM	Benzo(a)pyrene	00050-32-8	LYMW14 (1-2 ft)	1/15/2014 13:00	1	2	0.0028		mg/kg	J	J	280-51290-1	0.20404	NO	ALL DETECT	0.015	NO	ALL DETECT	0.21	NO	ALL DETECT
SVOC	8270C	Benzo(a)pyrene	00050-32-8	LYSOA01	6/4/2012 0:00	0	0	0.2		mg/kg	V		Historical	0.20404	NO	ALL DETECT	0.015	YES	ALL DETECT	0.21	NO	ALL DETECT
SVOC	8270C	Benzo(a)pyrene	00050-32-8	LYSOA02	6/4/2012 0:00	0	0	0.81		mg/kg	V		Historical	0.20404	YES	ALL DETECT	0.015	YES	ALL DETECT	0.21	YES	ALL DETECT
SVOC	8270C	Benzo(a)pyrene	00050-32-8	LYSOA03	6/4/2012 0:00	0	0	0.59		mg/kg	V		Historical	0.20404	YES	ALL DETECT	0.015	YES	ALL DETECT	0.21	YES	ALL DETECT
SVOC	8270C	Benzo(a)pyrene	00050-32-8	LYSOA04	6/4/2012 0:00	0	0	1.2		mg/kg	V		Historical	0.20404	YES	ALL DETECT	0.015	YES	ALL DETECT	0.21	YES	ALL DETECT
SVOC	8270C	Benzo(a)pyrene	00050-32-8	LYSOA05	6/4/2012 0:00	0	0	0.38		mg/kg	V		Historical	0.20404	YES	ALL DETECT	0.015	YES	ALL DETECT	0.21	YES	ALL DETECT
SVOC	8270C	Benzo(a)pyrene	00050-32-8	LYSOB01	6/4/2012 0:00	0	0	0.56		mg/kg	V		Historical	0.20404	YES	ALL DETECT	0.015	YES	ALL DETECT	0.21	YES	ALL DETECT
SVOC	8270C	Benzo(a)pyrene	00050-32-8	LYSOB02	6/4/2012 0:00	0	0	0.18		mg/kg	V		Historical	0.20404	NO	ALL DETECT	0.015	YES	ALL DETECT	0.21	NO	ALL DETECT
SVOC	8270C	Benzo(a)pyrene	00050-32-8	LYSOB03	6/4/2012 0:00	0	0	0.47		mg/kg	V		Historical	0.20404	YES	ALL DETECT	0.015	YES	ALL DETECT	0.21	YES	ALL DETECT
SVOC	8270C	Benzo(a)pyrene	00050-32-8	LYSOB04	6/4/2012 0:00	0	0	0.49		mg/kg	V		Historical	0.20404	YES	ALL DETECT	0.015	YES	ALL DETECT	0.21	YES	ALL DETECT
SVOC	8270C	Benzo(a)pyrene	00050-32-8	LYSOB05	6/4/2012 0:00	0	0	0.28		mg/kg	V		Historical	0.20404	YES	ALL DETECT	0.015	YES	ALL DETECT	0.21	YES	ALL DETECT
SVOC	8270C	Benzo(a)pyrene	00050-32-8	LYSOC01	6/4/2012 0:00	0	0	0.018		mg/kg	J,V		Historical	0.20404	NO	ALL DETECT	0.015	YES	ALL DETECT	0.21	NO	ALL DETECT
SVOC	8270C	Benzo(a)pyrene	00050-32-8	LYSOC02	6/4/2012 0:00	0	0	0.078		mg/kg	V		Historical	0.20404	NO	ALL DETECT	0.015	YES	ALL DETECT	0.21	NO	ALL DETECT
SVOC	8270C	Benzo(a)pyrene	00050-32-8	LYSOC03	6/4/2012 0:00	0	0	0.52		mg/kg	V		Historical	0.20404	YES	ALL DETECT	0.015	YES	ALL DETECT	0.21	YES	ALL DETECT
SVOC	8270C	Benzo(a)pyrene	00050-32-8	LYSOC04	6/4/2012 0:00	0	0	2.4		mg/kg	V		Historical	0.20404	YES	ALL DETECT	0.015	YES	ALL DETECT	0.21	YES	ALL DETECT
SVOC	8270C	Benzo(a)pyrene	00050-32-8	LYSOC05	6/4/2012 0:00	0	0	4.8		mg/kg			Historical	0.20404	YES	ALL DETECT	0.015	YES	ALL DETECT	0.21	YES	ALL DETECT
SVOC	8270C	Benzo(a)pyrene	00050-32-8	LYSOD01	6/4/2012 0:00	0	0	0.019		mg/kg	V		Historical	0.20404	NO	ALL DETECT	0.015	YES	ALL DETECT	0.21	NO	ALL DETECT
SVOC	8270C	Benzo(a)pyrene	00050-32-8	LYSOD02	6/4/2012 0:00	0	0	0.048		mg/kg	V		Historical	0.20404	NO	ALL DETECT	0.015	YES	ALL DETECT	0.21	NO	ALL DETECT
SVOC	8270C	Benzo(a)pyrene	00050-32-8	LYSOD03	6/4/2012 0:00	0	0	0.063		mg/kg	V		Historical	0.20404	NO	ALL DETECT	0.015	YES	ALL DETECT	0.21	NO	ALL DETECT
SVOC	8270C	Benzo(a)pyrene	00050-32-8	LYSOD04	6/4/2012 0:00	0	0	0.14		mg/kg	V		Historical	0.20404	NO	ALL DETECT	0.015	YES	ALL DETECT	0.21	NO	ALL DETECT
SVOC	8270C	Benzo(a)pyrene	00050-32-8	LYSOD05	6/4/2012 0:00	0	0	0.25		mg/kg	V		Historical	0.20404	YES	ALL DETECT	0.015	YES	ALL DETECT	0.21	YES	ALL DETECT
SVOC	8270C	Benzo(a)pyrene	00050-32-8	LYSOE01	6/4/2012 0:00	0	0	0.038		mg/kg	V		Historical	0.20404	NO	ALL DETECT	0.015	YES	ALL DETECT	0.21	NO	ALL DETECT
SVOC	8270C	Benzo(a)pyrene	00050-32-8	LYSOE02	6/4/2012 0:00	0	0	0.8		mg/kg	V		Historical	0.20404	YES	ALL DETECT	0.015	YES	ALL DETECT	0.21	YES	ALL DETECT
SVOC	8270C	Benzo(a)pyrene	00050-32-8	LYSOE03	6/4/2012 0:00	0	0	0.52		mg/kg	V		Historical	0.20404	YES	ALL DETECT	0.015	YES	ALL DETECT	0.21	YES	ALL DETECT
SVOC	8270C	Benzo(a)pyrene	00050-32-8	LYSOE04	6/4/2012 0:00	0	0	1.9		mg/kg	V		Historical	0.20404	YES	ALL DETECT	0.015	YES	ALL DETECT	0.21	YES	ALL DETECT
SVOC	8270C	Benzo(a)pyrene	00050-32-8	LYSOE05	6/4/2012 0:00	0	0	0.21		mg/kg	V		Historical	0.20404	YES	ALL DETECT	0.015	YES	ALL DETECT	0.21	NO	ALL DETECT
SVOC	8270C	Benzo(a)pyrene	00050-32-8	LYSOF01	6/4/2012 0:00	0	0	0.028		mg/kg	V		Historical	0.20404	NO	ALL DETECT	0.015	YES	ALL DETECT	0.21	NO	ALL DETECT
SVOC	8270C	Benzo(a)pyrene	00050-32-8	LYSOF02	6/4/2012 0:00	0	0	0.41		mg/kg	V		Historical	0.20404	YES	ALL DETECT	0.015	YES	ALL DETECT	0.21	YES	ALL DETECT
SVOC	8270C	Benzo(a)pyrene	00050-32-8	LYSOF03	6/4/2012 0:00	0	0	0.08		mg/kg	V		Historical	0.20404	NO	ALL DETECT	0.015	YES	ALL DETECT	0.21	NO	ALL DETECT
SVOC	8270C	Benzo(a)pyrene	00050-32-8	LYSOF04	6/4/2012 0:00	0	0	0.046		mg/kg	V		Historical	0.20404	NO	ALL DETECT	0.015	YES	ALL DETECT	0.21	NO	ALL DETECT
SVOC	8270C	Benzo(a)pyrene	00050-32-8	LYSOF05	6/4/2012 0:00	0	0	0.039		mg/kg	V		Historical	0.20404	NO	ALL DETECT	0.015	YES	ALL DETECT	0.21	NO	ALL DETECT
SVOC	SOM01.2	Benzo(a)pyrene	00050-32-8	YPDS0111	10/21/2011 0:00	0	0		0.19	mg/kg	U		Historical	0.20404	ALL ND	NO	0.015	ND	YES	0.21	ND	NO
SVOC	SOM01.2	Benzo(a)pyrene	00050-32-8	YPDS0210	10/21/2011 0:00	0	0		0.19	mg/kg	U		Historical	0.20404	ALL ND	NO	0.015	ND	YES	0.21	ND	NO
SVOC	SOM01.2	Benzo(a)pyrene	00050-32-8	YPDS0312	10/21/2011 0:00	0	0	0.13		mg/kg	J		Historical	0.20404	NO	ALL DETECT	0.015	YES	ALL DETECT	0.21	NO	ALL DETECT
SVOC	SOM01.2	Benzo(a)pyrene	00050-32-8	YPDS0410	10/21/2011 0:00	0	0		3.8	mg/kg	U		Historical	0.20404	ALL ND	YES	0.015	ND	YES	0.21	ND	YES
SVOC	SOM01.2	Benzo(a)pyrene	00050-32-8	YPDS0509	10/21/2011 0:00	0	0		0.19	mg/kg	U		Historical	0.20404	ALL ND	NO	0.015	ND	YES	0.21	ND	NO
SVOC	SOM01.2	Benzo(a)pyrene	00050-32-8	YPDS0612	10/21/2011 0:00	0	0		3.9	mg/kg	U		Historical	0.20404	ALL ND	YES	0.015	ND	YES	0.21	ND	YES
SVOC	SOM01.2	Benzo(a)pyrene	00050-32-8	YPDS0714	10/21/2011 0:00	0	0		0.19	mg/kg	U		Historical	0.20404	ALL ND	NO	0.015	ND	YES	0.21	ND	NO
SVOC	SOM01.2	Benzo(a)pyrene	00050-32-8	YPDS0812	10/21/2011 0:00	0	0		0.19	mg/kg	U		Historical	0.20404	ALL ND	NO	0.015	ND	YES	0.21	ND	NO
SVOC	SOM01.2	Benzo(a)pyrene	00050-32-8	YPDS0912	10/21/2011 0:00	0	0		0.19	mg/kg	U		Historical	0.20404	ALL ND	NO	0.015	ND	YES	0.21	ND	NO
SVOC	SOM01.2	Benzo(a)pyrene	00050-32-8	YPDS1012	10/21/2011 0:00	0	0		3.8	mg/kg	U		Historical	0.20404	ALL ND	YES	0.015	ND	YES	0.21	ND	YES
SVOC	SOM01.2	Benzo(a)pyrene	00050-32-8	YPDS1111	10/21/2011 0:00	0	0		0.19	mg/kg	U		Historical	0.20404	ALL ND	NO	0.015	ND	YES	0.21	ND	NO
SVOC	SOM01.2	Benzo(a)pyrene	00050-32-8	YPDS1212	10/21/2011 0:00	0	0		0.19	mg/kg	U		Historical	0.20404	ALL ND	NO	0.015	ND	YES	0.21	ND	NO
SVOC	SOM01.2	Benzo(a)pyrene	00050-32-8	YPDS1312	10/21/2011 0:00	0	0		0.21	mg/kg	U		Historical	0.20404	ALL ND	YES	0.015	ND	YES	0.21	ND	NO
SVOC	SOM01.2	Benzo(a)pyrene	00050-32-8	YPDS1408	10/21/2011 0:00	0	0		3.8	mg/kg	U		Historical	0.20404	ALL ND	YES	0.015	ND	YES	0.21	ND	YES
SVOC	SOM01.2	Benzo(a)pyrene	00050-32-8	YPDS1512	10/21/2011 0:00	0	0		0.23	mg/kg	U		Historical	0.20404	ALL ND	YES	0.015	ND	YES	0.21	ND	YES
SVOC	SOM01.2	Benzo(a)pyrene	00050-32-8	YPDS1612	10/21/2011 0:00	0	0		0.19	mg/kg	U		Historical	0.20404	ALL ND	NO	0.015	ND	YES	0.21	ND	NO
SVOC	SOM01.2	Benzo(a)pyrene	00050-32-8	YPSS01	10/21/2011 0:00	0	0	0.18		mg/kg	J		Historical	0.20404	NO	ALL DETECT	0.015	YES	ALL DETECT	0.21	NO	ALL DETECT
SVOC	SOM01.2	Benzo(a)pyrene	00050-32-8	YPSS02	10/21/2011 0:00	0	0	0.12		mg/kg	J		Historical	0.20404	NO	ALL DETECT	0.015	YES	ALL DETECT	0.21	NO	ALL DETECT
SVOC	SOM01.2	Benzo(a)pyrene	00050-32-8	YPSS03	10/21/2011 0:00	0	0	3		mg/kg	J		Historical	0.20404	YES	ALL DETECT	0.015	YES	ALL DETECT	0.21	YES	ALL DETECT
SVOC	SOM01.2	Benzo(a)pyrene	00050-32-8	YPSS04	10/21/2011 0:00	0	0		3.8	mg/kg	U		Historical	0.20404	ALL ND	YES	0.015	ND	YES	0.21	ND	YES
SVOC	SOM01.2	Benzo(a)pyrene	00050-32-8	YPSS05	10/21/2011 0:00	0	0		3.6	mg/kg	U		Historical	0.20404	ALL ND	YES	0.015	ND	YES	0.21	ND	YES
SVOC	SOM01.2	Benzo(a)pyrene	00050-32-8	YPSS06	10/21/2011 0:00	0	0		1.8	mg/kg	U		Historical	0.20404	ALL ND	YES	0.015	ND	YES	0.21	ND	YES
SVOC	SOM01.2	Benzo(a)pyrene	00050-32-8	YPSS07	10/21/2011 0:00	0	0	0.094		mg/kg	J		Historical	0.20404	NO	ALL DETECT	0.015	YES	ALL DETECT	0.21	NO	ALL DETECT
SVOC	SOM01.2	Benzo(a)pyrene	00050-32-8	YPSS08	10/21/2011 0:00	0	0	0.53		mg/kg	J		Historical	0.20404	YES	ALL DETECT	0.015	YES	ALL DETECT	0.21	YES	ALL DETECT
SVOC	SOM01.2	Benzo(a)pyrene	00050-32-8	YPSS09	10/21/2011 0:00	0	0	1		mg/kg	J		Historical	0.20404	YES	ALL DETECT	0.015	YES	ALL DETECT	0.21	YES	ALL DETECT
SVOC	SOM01.2	Benzo(a)pyrene	00050-32-8	YPSS10	10/21/2011 0:00	0	0		5.3	mg/kg	U		Historical	0.20404	ALL ND	YES	0.015	ND	YES	0.21	ND	YES
SVOC	SOM01.2	Benzo(a)pyrene	00050-32-8	YPSS11	10/21/2011 0:00	0	0	0.6		mg/kg	J		Historical	0.20404	YES	ALL DETECT	0.015	YES	ALL DETECT	0.21	YES	ALL DETECT
SVOC	SOM01.2	Benzo(a)pyrene	00050-32-8	YPSS12	10/21/2011 0:00	0	0	0.2		mg/kg	J		Historical	0.20404	NO	ALL DETECT	0.015	YES	ALL DETECT	0.21	NO	ALL DETECT
SVOC	SOM01.2	Benzo(a)pyrene	00050-32-8	YPSS13	10/21/2011 0:00	0	0	1.5		mg/kg	J		Historical	0.20404	YES	ALL DETECT	0.015	YES	ALL DETECT	0.21	YES	ALL DETECT
SVOC	SOM01.2	Benzo(a)pyrene	00050-32-8	YPSS14	10/21/2011 0:00	0	0		0.9	mg/kg	U		Historical	0.20404	ALL ND	YES	0.015	ND	YES	0.21	ND	YES
SVOC	SOM01.2	Benzo(a)pyrene	00050-32-8	YPSS15	10/21/2011 0:00	0	0		3.8	mg/kg	U		Historical	0.20404	ALL ND	YES	0.015	ND	YES	0.21	ND	YES
SVOC	SOM01.2	Benzo(a)pyrene	00050-32-8	YPSS16	10/21/2011 0:00	0	0		1.9	mg/kg	U		Historical	0.20404	ALL ND	YES	0.015	ND	YES	0.21	ND	YES
SVOC	SOM01.2	Benzo(a)pyrene	00050-32-8	YPSS19	10/21/2011 0:00	0	0	5.7		mg/kg			Historical	0.20404	YES	ALL DETECT	0.015	YES	ALL DETECT	0.21	YES	ALL DETECT
SVOC	SW 8270C-SIM	Dibenzo(a,h)anthracene	00053-70-3	LYMW09 (1-2 ft)	1/15/2014 15:00	1	2	0.14		mg/kg			280-51290-1	0.0467	YES	ALL DETECT	0.015	YES	ALL DETECT	0.21	NO	ALL DETECT
SVOC	SW 8270C-SIM	Dibenzo(a,h)anthracene	00053-70-3	LYMW10 (1-2 ft)	1/15/2014 11:00	1	2	2.2		mg/kg			280-51290-1	0.0467	YES	ALL DETECT	0.015	YES	ALL DETECT	0.21	YES	ALL DETECT
SVOC	SW 8270C-SIM	Dibenzo(a,h)anthracene	00053-70-3	LYMW11 (1-2 ft)	1/15/2014 10:00	1	2	0.015		mg/kg			280-51290-1	0.0467	NO	ALL DETECT	0.015	NO	ALL DETECT	0.21	NO	ALL DETECT
SVOC	SW 8270C-SIM	Dibenzo(a,h)anthracene	00053-70-3	LYMW12 (1-2 ft)	1/15/2014 16:00	1	2		0.0014	mg/kg	U		280-51290-1	0.0467	ALL ND	NO	0.015	ND	NO	0.21	ND	NO
SVOC	SW 8270C-SIM	Dibenzo(a,h)anthracene	00053-70-3	LYMW13 (1-2 ft)	1/15/2014 9:00	1	2	0.0046		mg/kg	J	J	280-51290-1	0.0467	NO	ALL DETECT	0.015	NO	ALL DETECT	0.21	NO	ALL DETECT
SVOC	SW 8270C-SIM	Dibenzo(a,h)anthracene	00053-70-3	LYMW14 (1-2 ft)	1/15/2014 13:00	1	2		0.0015	mg/kg	U		280-51290-1	0.0467	ALL ND	NO	0.015	ND	NO	0.21	ND	NO
SVOC	8270C	Dibenzo(a,h)anthracene	00053-70-3	LYSOA01	6/4/2012 0:00	0	0	0.056		mg/kg	V		Historical	0.0467	YES	ALL DETECT	0.015	YES	ALL DETECT	0.21	NO	ALL DETECT
SVOC	8270C	Dibenzo(a,h)anthracene	00053-70-3	LYSOA02	6/4/2012 0:00	0	0	0.54		mg/kg	V		Historical	0.0467	YES	ALL DETECT	0.015	YES	ALL DETECT	0.21	YES	ALL DETECT
SVOC	8270C	Dibenzo(a,h)anthracene	00053-70-3	LYSOA03	6/4/2012 0:00	0	0	0.19		mg/kg	V		Historical	0.0467	YES	ALL DETECT	0.015	YES	ALL DETECT	0.21	NO	ALL DETECT
SVOC	8270C	Dibenzo(a,h)anthracene	00053-70-3	LYSOA04	6/4/2012 0:00	0	0	0.39		mg/kg	V		Historical	0.0467	YES	ALL DETECT	0.015	YES	ALL DETECT	0.21	YES	ALL DETECT
SVOC	8270C	Dibenzo(a,h)anthracene	00053-70-3	LYSOA05	6/4/2012 0:00	0	0	0.13		mg/kg	V		Historical	0.0467	YES	ALL DETECT	0.015	YES	ALL DETECT	0.21	NO	ALL DETECT
SVOC	8270C	Dibenzo(a,h)anthracene	00053-70-3	LYSOB01	6/4/2012 0:00	0	0	0.13		mg/kg	V		Historical	0.0467	YES	ALL DETECT	0.015	YES	ALL DETECT	0.21	NO	ALL DETECT
SVOC	8270C	Dibenzo(a,h)anthracene	00053-70-3	LYSOB02	6/4/2012 0:00	0	0	0.038		mg/kg	V		Historical	0.0467	NO	ALL DETECT	0.015	YES	ALL DETECT	0.21	NO	ALL DETECT
SVOC	8270C	Dibenzo(a,h)anthracene	00053-70-3	LYSOB03	6/4/2012 0:00	0	0	0.11		mg/kg	V		Historical	0.0467	YES	ALL DETECT	0.015	YES	ALL DETECT	0.21	NO	ALL DETECT
SVOC	8270C	Dibenzo(a,h)anthracene	00053-70-3	LYSOB04	6/4/2012 0:00	0	0	0.12		mg/kg	V		Historical	0.0467	YES	ALL DETECT	0.015	YES	ALL DETECT	0.21	NO	ALL DETECT
SVOC	8270C	Dibenzo(a,h)anthracene	00053-70-3	LYSOB05	6/4/2012 0:00	0	0	0.092		mg/kg	V		Historical	0.0467	YES	ALL DETECT	0.015	YES	ALL DETECT	0.21	NO	ALL DETECT
SVOC	8270C	Dibenzo(a,h)anthracene	00053-70-3	LYSOC01	6/4/2012 0:00	0	0		0.0061	mg/kg	U,V		Historical	0.0467	ALL ND	NO	0.015	ND	NO	0.21	ND	NO
SVOC	8270C	Dibenzo(a,h)anthracene	00053-70-3	LYSOC02	6/4/2012 0:00	0	0	0.016		mg/kg	J,V		Historical	0.0467	NO	ALL DETECT	0.015	YES	ALL DETECT	0.21	NO	ALL DETECT
SVOC	8270C	Dibenzo(a,h)anthracene	00053-70-3	LYSOC03	6/4/2012 0:00	0	0	0.13		mg/kg	V		Historical	0.0467	YES	ALL DETECT	0.015	YES	ALL DETECT	0.21	NO	ALL DETECT

TABLE 3-6A. SURFACE SOIL POINT-BY-POINT CONSTITUENT OF CONCERN (COC) SCREEN
WYOMING DEPARTMENT OF ENVIRONMENTAL QUALITY, LARAMIE FORMER YTTRIUM PLANT, LARAMIE, WYOMING

CATEGORY	METHOD	ANALYTE	TRI-CAS	SAMPLE_ID	DATE TIME SAMPLED	SAMPLE START DEPTH	SAMPLE END DEPTH	DETECTED RESULTS	NON-DETECTED (METHOD DETECTION LIMIT (MDL))	UNITS	LAB QUALIFIER	DATA VALIDATION REVIEWER QUALIFIER	LABORATORY DATA SET NUMBER	MIGRATION TO GROUNDWATER - FACT SHEET #12 (mg/kg)	IS DETECT VALUE > SCREENING LEVEL	IS MDL > SCREENING LEVEL	RESIDENTIAL SOIL SCREENING VALUES - FACT SHEET #12 (mg/kg)	IS DETECT VALUE > SCREENING LEVEL	IS MDL > SCREENING LEVEL	INDUSTRIAL SCREENING VALUES - EPA RSL (mg/kg)	IS DETECT VALUE > SCREENING LEVEL	IS MDL > SCREENING LEVEL
SVOC	8270C	Dibenzo(a,h)anthracene	00053-70-3	LYSOC04	6/4/2012 0:00	0	0	0.35		mg/kg	V		Historical	0.0467	YES	ALL DETECT	0.015	YES	ALL DETECT	0.21	YES	ALL DETECT
SVOC	8270C	Dibenzo(a,h)anthracene	00053-70-3	LYSOC05	6/4/2012 0:00	0	0	1.5		mg/kg	M		Historical	0.0467	YES	ALL DETECT	0.015	YES	ALL DETECT	0.21	YES	ALL DETECT
SVOC	8270C	Dibenzo(a,h)anthracene	00053-70-3	LYSOD01	6/4/2012 0:00	0	0		0.0061	mg/kg	U,V		Historical	0.0467	ALL ND	NO	0.015	ND	NO	0.21	ND	NO
SVOC	8270C	Dibenzo(a,h)anthracene	00053-70-3	LYSOD02	6/4/2012 0:00	0	0	0.008		mg/kg	J,V		Historical	0.0467	NO	ALL DETECT	0.015	NO	ALL DETECT	0.21	NO	ALL DETECT
SVOC	8270C	Dibenzo(a,h)anthracene	00053-70-3	LYSOD03	6/4/2012 0:00	0	0	0.035		mg/kg	V		Historical	0.0467	NO	ALL DETECT	0.015	YES	ALL DETECT	0.21	NO	ALL DETECT
SVOC	8270C	Dibenzo(a,h)anthracene	00053-70-3	LYSOD04	6/4/2012 0:00	0	0	0.068		mg/kg	V		Historical	0.0467	YES	ALL DETECT	0.015	YES	ALL DETECT	0.21	NO	ALL DETECT
SVOC	8270C	Dibenzo(a,h)anthracene	00053-70-3	LYSOD05	6/4/2012 0:00	0	0	0.086		mg/kg	V		Historical	0.0467	YES	ALL DETECT	0.015	YES	ALL DETECT	0.21	NO	ALL DETECT
SVOC	8270C	Dibenzo(a,h)anthracene	00053-70-3	LYSOE01	6/4/2012 0:00	0	0	0.008		mg/kg	J,V		Historical	0.0467	NO	ALL DETECT	0.015	NO	ALL DETECT	0.21	NO	ALL DETECT
SVOC	8270C	Dibenzo(a,h)anthracene	00053-70-3	LYSOE02	6/4/2012 0:00	0	0	0.51		mg/kg	V		Historical	0.0467	YES	ALL DETECT	0.015	YES	ALL DETECT	0.21	YES	ALL DETECT
SVOC	8270C	Dibenzo(a,h)anthracene	00053-70-3	LYSOE03	6/4/2012 0:00	0	0	0.47		mg/kg	V		Historical	0.0467	YES	ALL DETECT	0.015	YES	ALL DETECT	0.21	YES	ALL DETECT
SVOC	8270C	Dibenzo(a,h)anthracene	00053-70-3	LYSOE04	6/4/2012 0:00	0	0	0.7		mg/kg	V		Historical	0.0467	YES	ALL DETECT	0.015	YES	ALL DETECT	0.21	YES	ALL DETECT
SVOC	8270C	Dibenzo(a,h)anthracene	00053-70-3	LYSOE05	6/4/2012 0:00	0	0	0.18		mg/kg	V		Historical	0.0467	YES	ALL DETECT	0.015	YES	ALL DETECT	0.21	NO	ALL DETECT
SVOC	8270C	Dibenzo(a,h)anthracene	00053-70-3	LYSOF01	6/4/2012 0:00	0	0		0.0061	mg/kg	U,V		Historical	0.0467	ALL ND	NO	0.015	ND	NO	0.21	ND	NO
SVOC	8270C	Dibenzo(a,h)anthracene	00053-70-3	LYSOF02	6/4/2012 0:00	0	0	0.079		mg/kg	V		Historical	0.0467	YES	ALL DETECT	0.015	YES	ALL DETECT	0.21	NO	ALL DETECT
SVOC	8270C	Dibenzo(a,h)anthracene	00053-70-3	LYSOF03	6/4/2012 0:00	0	0	0.047		mg/kg	V		Historical	0.0467	YES	ALL DETECT	0.015	YES	ALL DETECT	0.21	NO	ALL DETECT
SVOC	8270C	Dibenzo(a,h)anthracene	00053-70-3	LYSOF04	6/4/2012 0:00	0	0	0.016		mg/kg	J,V		Historical	0.0467	NO	ALL DETECT	0.015	YES	ALL DETECT	0.21	NO	ALL DETECT
SVOC	8270C	Dibenzo(a,h)anthracene	00053-70-3	LYSOF05	6/4/2012 0:00	0	0	0.01		mg/kg	J,V		Historical	0.0467	NO	ALL DETECT	0.015	NO	ALL DETECT	0.21	NO	ALL DETECT
SVOC	SOM01.2	Dibenzo(a,h)anthracene	00053-70-3	YPSS01	10/21/2011 0:00	0	0		0.91	mg/kg			Historical	0.0467	ALL ND	YES	0.015	ND	YES	0.21	ND	YES
SVOC	SOM01.2	Dibenzo(a,h)anthracene	00053-70-3	YPSS02	10/21/2011 0:00	0	0		0.96	mg/kg			Historical	0.0467	ALL ND	YES	0.015	ND	YES	0.21	ND	YES
SVOC	SOM01.2	Dibenzo(a,h)anthracene	00053-70-3	YPSS03	10/21/2011 0:00	0	0		5.9	mg/kg			Historical	0.0467	ALL ND	YES	0.015	ND	YES	0.21	ND	YES
SVOC	SOM01.2	Dibenzo(a,h)anthracene	00053-70-3	YPSS04	10/21/2011 0:00	0	0		3.8	mg/kg	U		Historical	0.0467	ALL ND	YES	0.015	ND	YES	0.21	ND	YES
SVOC	SOM01.2	Dibenzo(a,h)anthracene	00053-70-3	YPSS05	10/21/2011 0:00	0	0		3.6	mg/kg	U		Historical	0.0467	ALL ND	YES	0.015	ND	YES	0.21	ND	YES
SVOC	SOM01.2	Dibenzo(a,h)anthracene	00053-70-3	YPSS06	10/21/2011 0:00	0	0		1.8	mg/kg	U		Historical	0.0467	ALL ND	YES	0.015	ND	YES	0.21	ND	YES
SVOC	SOM01.2	Dibenzo(a,h)anthracene	00053-70-3	YPSS07	10/21/2011 0:00	0	0		1.8	mg/kg	U		Historical	0.0467	ALL ND	YES	0.015	ND	YES	0.21	ND	YES
SVOC	SOM01.2	Dibenzo(a,h)anthracene	00053-70-3	YPSS08	10/21/2011 0:00	0	0	0.37		mg/kg	J		Historical	0.0467	YES	ALL DETECT	0.015	YES	ALL DETECT	0.21	YES	ALL DETECT
SVOC	SOM01.2	Dibenzo(a,h)anthracene	00053-70-3	YPSS09	10/21/2011 0:00	0	0	0.26		mg/kg	J		Historical	0.0467	YES	ALL DETECT	0.015	YES	ALL DETECT	0.21	YES	ALL DETECT
SVOC	SOM01.2	Dibenzo(a,h)anthracene	00053-70-3	YPSS10	10/21/2011 0:00	0	0		5.3	mg/kg	U		Historical	0.0467	ALL ND	YES	0.015	ND	YES	0.21	ND	YES
SVOC	SOM01.2	Dibenzo(a,h)anthracene	00053-70-3	YPSS11	10/21/2011 0:00	0	0	0.32		mg/kg	J		Historical	0.0467	YES	ALL DETECT	0.015	YES	ALL DETECT	0.21	YES	ALL DETECT
SVOC	SOM01.2	Dibenzo(a,h)anthracene	00053-70-3	YPSS12	10/21/2011 0:00	0	0		3.5	mg/kg	U		Historical	0.0467	ALL ND	YES	0.015	ND	YES	0.21	ND	YES
SVOC	SOM01.2	Dibenzo(a,h)anthracene	00053-70-3	YPSS13	10/21/2011 0:00	0	0	0.46		mg/kg	J		Historical	0.0467	YES	ALL DETECT	0.015	YES	ALL DETECT	0.21	YES	ALL DETECT
SVOC	SOM01.2	Dibenzo(a,h)anthracene	00053-70-3	YPSS14	10/21/2011 0:00	0	0	0.047		mg/kg	J		Historical	0.0467	YES	ALL DETECT	0.015	YES	ALL DETECT	0.21	NO	ALL DETECT
SVOC	SOM01.2	Dibenzo(a,h)anthracene	00053-70-3	YPSS15	10/21/2011 0:00	0	0		3.8	mg/kg	U		Historical	0.0467	ALL ND	YES	0.015	ND	YES	0.21	ND	YES
SVOC	SOM01.2	Dibenzo(a,h)anthracene	00053-70-3	YPSS16	10/21/2011 0:00	0	0		1.9	mg/kg	U		Historical	0.0467	ALL ND	YES	0.015	ND	YES	0.21	ND	YES
SVOC	SOM01.2	Dibenzo(a,h)anthracene	00053-70-3	YPSS19	10/21/2011 0:00	0	0	1.1		mg/kg	J		Historical	0.0467	YES	ALL DETECT	0.015	YES	ALL DETECT	0.21	YES	ALL DETECT
SVOC	SW 8270C-SIM	Benzo(a)anthracene	00056-55-3	LYMW09 (1-2 ft)	1/15/2014 15:00	1	2	0.91		mg/kg			280-51290-1	0.049	YES	ALL DETECT	0.15	YES	ALL DETECT	2.1	NO	ALL DETECT
SVOC	SW 8270C-SIM	Benzo(a)anthracene	00056-55-3	LYMW10 (1-2 ft)	1/15/2014 11:00	1	2	1.4		mg/kg			280-51290-1	0.049	YES	ALL DETECT	0.15	YES	ALL DETECT	2.1	NO	ALL DETECT
SVOC	SW 8270C-SIM	Benzo(a)anthracene	00056-55-3	LYMW11 (1-2 ft)	1/15/2014 10:00	1	2	0.032		mg/kg			280-51290-1	0.049	NO	ALL DETECT	0.15	NO	ALL DETECT	2.1	NO	ALL DETECT
SVOC	SW 8270C-SIM	Benzo(a)anthracene	00056-55-3	LYMW12 (1-2 ft)	1/15/2014 16:00	1	2	0.0046		mg/kg	J	J	280-51290-1	0.049	NO	ALL DETECT	0.15	NO	ALL DETECT	2.1	NO	ALL DETECT
SVOC	SW 8270C-SIM	Benzo(a)anthracene	00056-55-3	LYMW13 (1-2 ft)	1/15/2014 9:00	1	2	0.014		mg/kg			280-51290-1	0.049	NO	ALL DETECT	0.15	NO	ALL DETECT	2.1	NO	ALL DETECT
SVOC	SW 8270C-SIM	Benzo(a)anthracene	00056-55-3	LYMW14 (1-2 ft)	1/15/2014 13:00	1	2	0.0028		mg/kg	J	J	280-51290-1	0.049	NO	ALL DETECT	0.15	NO	ALL DETECT	2.1	NO	ALL DETECT
SVOC	8270C	Benzo(a)anthracene	00056-55-3	LYSOA01	6/4/2012 0:00	0	0	0.14		mg/kg	V		Historical	0.049	YES	ALL DETECT	0.15	NO	ALL DETECT	2.1	NO	ALL DETECT
SVOC	8270C	Benzo(a)anthracene	00056-55-3	LYSOA02	6/4/2012 0:00	0	0	0.33		mg/kg	V		Historical	0.049	YES	ALL DETECT	0.15	YES	ALL DETECT	2.1	NO	ALL DETECT
SVOC	8270C	Benzo(a)anthracene	00056-55-3	LYSOA03	6/4/2012 0:00	0	0	0.43		mg/kg	V		Historical	0.049	YES	ALL DETECT	0.15	YES	ALL DETECT	2.1	NO	ALL DETECT
SVOC	8270C	Benzo(a)anthracene	00056-55-3	LYSOA04	6/4/2012 0:00	0	0	1.4		mg/kg	V		Historical	0.049	YES	ALL DETECT	0.15	YES	ALL DETECT	2.1	NO	ALL DETECT
SVOC	8270C	Benzo(a)anthracene	00056-55-3	LYSOA05	6/4/2012 0:00	0	0	0.39		mg/kg	V		Historical	0.049	YES	ALL DETECT	0.15	YES	ALL DETECT	2.1	NO	ALL DETECT
SVOC	8270C	Benzo(a)anthracene	00056-55-3	LYSOB01	6/4/2012 0:00	0	0	0.44		mg/kg	V		Historical	0.049	YES	ALL DETECT	0.15	YES	ALL DETECT	2.1	NO	ALL DETECT
SVOC	8270C	Benzo(a)anthracene	00056-55-3	LYSOB02	6/4/2012 0:00	0	0		0.005	mg/kg	U,V		Historical	0.049	ALL ND	NO	0.15	ND	NO	2.1	ND	NO
SVOC	8270C	Benzo(a)anthracene	00056-55-3	LYSOB03	6/4/2012 0:00	0	0	0.5		mg/kg	V		Historical	0.049	YES	ALL DETECT	0.15	YES	ALL DETECT	2.1	NO	ALL DETECT
SVOC	8270C	Benzo(a)anthracene	00056-55-3	LYSOB04	6/4/2012 0:00	0	0	0.37		mg/kg	V		Historical	0.049	YES	ALL DETECT	0.15	YES	ALL DETECT	2.1	NO	ALL DETECT
SVOC	8270C	Benzo(a)anthracene	00056-55-3	LYSOB05	6/4/2012 0:00	0	0	0.23		mg/kg	V		Historical	0.049	YES	ALL DETECT	0.15	YES	ALL DETECT	2.1	NO	ALL DETECT
SVOC	8270C	Benzo(a)anthracene	00056-55-3	LYSOC01	6/4/2012 0:00	0	0	0.033		mg/kg	V		Historical	0.049	NO	ALL DETECT	0.15	NO	ALL DETECT	2.1	NO	ALL DETECT
SVOC	8270C	Benzo(a)anthracene	00056-55-3	LYSOC02	6/4/2012 0:00	0	0	0.077		mg/kg	V		Historical	0.049	YES	ALL DETECT	0.15	NO	ALL DETECT	2.1	NO	ALL DETECT
SVOC	8270C	Benzo(a)anthracene	00056-55-3	LYSOC03	6/4/2012 0:00	0	0	0.26		mg/kg	V		Historical	0.049	YES	ALL DETECT	0.15	YES	ALL DETECT	2.1	NO	ALL DETECT
SVOC	8270C	Benzo(a)anthracene	00056-55-3	LYSOC04	6/4/2012 0:00	0	0	2.7		mg/kg	V		Historical	0.049	YES	ALL DETECT	0.15	YES	ALL DETECT	2.1	YES	ALL DETECT
SVOC	8270C	Benzo(a)anthracene	00056-55-3	LYSOC05	6/4/2012 0:00	0	0	5.4		mg/kg	M		Historical	0.049	YES	ALL DETECT	0.15	YES	ALL DETECT	2.1	YES	ALL DETECT
SVOC	8270C	Benzo(a)anthracene	00056-55-3	LYSOD01	6/4/2012 0:00	0	0	0.022		mg/kg	V		Historical	0.049	NO	ALL DETECT	0.15	NO	ALL DETECT	2.1	NO	ALL DETECT
SVOC	8270C	Benzo(a)anthracene	00056-55-3	LYSOD02	6/4/2012 0:00	0	0	0.057		mg/kg	V		Historical	0.049	YES	ALL DETECT	0.15	NO	ALL DETECT	2.1	NO	ALL DETECT
SVOC	8270C	Benzo(a)anthracene	00056-55-3	LYSOD03	6/4/2012 0:00	0	0	0.051		mg/kg	V		Historical	0.049	YES	ALL DETECT	0.15	NO	ALL DETECT	2.1	NO	ALL DETECT
SVOC	8270C	Benzo(a)anthracene	00056-55-3	LYSOD04	6/4/2012 0:00	0	0	0.064		mg/kg	V		Historical	0.049	YES	ALL DETECT	0.15	NO	ALL DETECT	2.1	NO	ALL DETECT
SVOC	8270C	Benzo(a)anthracene	00056-55-3	LYSOD05	6/4/2012 0:00	0	0	0.27		mg/kg	V		Historical	0.049	YES	ALL DETECT	0.15	YES	ALL DETECT	2.1	NO	ALL DETECT
SVOC	8270C	Benzo(a)anthracene	00056-55-3	LYSOE01	6/4/2012 0:00	0	0	0.028		mg/kg	V		Historical	0.049	NO	ALL DETECT	0.15	NO	ALL DETECT	2.1	NO	ALL DETECT
SVOC	8270C	Benzo(a)anthracene	00056-55-3	LYSOE02	6/4/2012 0:00	0	0	0.58		mg/kg	V		Historical	0.049	YES	ALL DETECT	0.15	YES	ALL DETECT	2.1	NO	ALL DETECT
SVOC	8270C	Benzo(a)anthracene	00056-55-3	LYSOE03	6/4/2012 0:00	0	0	0.3		mg/kg	V		Historical	0.049	YES	ALL DETECT	0.15	YES	ALL DETECT	2.1	NO	ALL DETECT
SVOC	8270C	Benzo(a)anthracene	00056-55-3	LYSOE04	6/4/2012 0:00	0	0	2		mg/kg	V		Historical	0.049	YES	ALL DETECT	0.15	YES	ALL DETECT	2.1	NO	ALL DETECT
SVOC	8270C	Benzo(a)anthracene	00056-55-3	LYSOE05	6/4/2012 0:00	0	0	0.13		mg/kg	V		Historical	0.049	YES	ALL DETECT	0.15	NO	ALL DETECT	2.1	NO	ALL DETECT
SVOC	8270C	Benzo(a)anthracene	00056-55-3	LYSOF01	6/4/2012 0:00	0	0	0.028		mg/kg	V		Historical	0.049	NO	ALL DETECT	0.15	NO	ALL DETECT	2.1	NO	ALL DETECT
SVOC	8270C	Benzo(a)anthracene	00056-55-3	LYSOF02	6/4/2012 0:00	0	0	0.15		mg/kg	V		Historical	0.049	YES	ALL DETECT	0.15	NO	ALL DETECT	2.1	NO	ALL DETECT
SVOC	8270C	Benzo(a)anthracene	00056-55-3	LYSOF03	6/4/2012 0:00	0	0		0.0051	mg/kg	U,V		Historical	0.049	ALL ND	NO	0.15	ND	NO	2.1	ND	NO
SVOC	8270C	Benzo(a)anthracene	00056-55-3	LYSOF04	6/4/2012 0:00	0	0	0.059		mg/kg	V		Historical	0.049	YES	ALL DETECT	0.15	NO	ALL DETECT	2.1	NO	ALL DETECT
SVOC	8270C	Benzo(a)anthracene	00056-55-3	LYSOF05	6/4/2012 0:00	0	0	0.07		mg/kg	V		Historical	0.049	YES	ALL DETECT	0.15	NO	ALL DETECT	2.1	NO	ALL DETECT
SVOC	SOM01.2	Benzo(a)anthracene	00056-55-3	YPDS0111	10/21/2011 0:00	0	0		0.19	mg/kg	U		Historical	0.049	ALL ND	YES	0.15	ND	YES	2.1	ND	NO
SVOC	SOM01.2	Benzo(a)anthracene	00056-55-3	YPDS0210	10/21/2011 0:00	0	0		0.19	mg/kg	U		Historical	0.049	ALL ND	YES	0.15	ND	YES	2.1	ND	NO
SVOC	SOM01.2	Benzo(a)anthracene	00056-55-3	YPDS0312	10/21/2011 0:00	0	0	0.15		mg/kg	J		Historical	0.049	YES	ALL DETECT	0.15	NO	ALL DETECT	2.1	NO	ALL DETECT
SVOC	SOM01.2	Benzo(a)anthracene	00056-55-3	YPDS0410	10/21/2011 0:00	0	0		3.8	mg/kg	U		Historical	0.049	ALL ND	YES	0.15	ND	YES	2.1	ND	YES
SVOC	SOM01.2	Benzo(a)anthracene	00056-55-3	YPDS0509	10/21/2011 0:00	0	0	0.0061		mg/kg	J		Historical	0.049	NO	ALL DETECT	0.15	NO	ALL DETECT	2.1	NO	ALL DETECT
SVOC	SOM01.2	Benzo(a)anthracene	00056-55-3	YPDS0612	10/21/2011 0:00	0	0	0.13		mg/kg	J		Historical	0.049	YES	ALL DETECT	0.15	NO	ALL DETECT	2.1	NO	ALL DETECT
SVOC	SOM01.2	Benzo(a)anthracene	00056-55-3	YPDS0714	10/21/2011 0:00	0	0		0.19	mg/kg	U		Historical	0.049	ALL ND	YES	0.15	ND	YES	2.1	ND	NO
SVOC	SOM01.2	Benzo(a)anthracene	00056-55-3	YPDS0812	10/21/2011 0:00	0	0		0.19	mg/kg	U		Historical	0.049	ALL ND	YES	0.15	ND	YES	2.1	ND	NO
SVOC	SOM01.2	Benzo(a)anthracene	00056-55-3	YPDS0912	10/21/2011 0:00	0	0		0.19	mg/kg	U		Historical	0.049	ALL ND	YES	0.15	ND	YES	2.1	ND	NO
SVOC	SOM01.2	Benzo(a)anthracene	00056-55-3	YPDS1012	10/21/2011 0:00	0	0		3.8	mg/kg	U		Historical	0.049	ALL ND	YES	0.15	ND	YES	2.1	ND	YES
SVOC	SOM01.2	Benzo(a)anthracene	00056-55-3	YPDS1111	10/21/2011 0:00	0	0		0.19	mg/kg	U		Historical	0.049	ALL ND	YES	0.15	ND	YES	2.1	ND	NO
SVOC	SOM01.2	Benzo(a)anthracene	00056-55-3	YPDS1212	10/21/2011 0:00	0	0		0.19	mg/kg	U		Historical	0.049	ALL ND	YES	0.15	ND	YES	2.1	ND	NO
SVOC	SOM01.2	Benzo(a)anthracene	00056-55-3	YPDS1312	10/21/2011 0:00	0	0		0.21	mg/kg	U		Historical	0.049	ALL ND	YES	0.15	ND	YES	2.1	ND	NO
SVOC	SOM01.2	Benzo(a)anthracene	00056-55-3	YPDS1408	10/21/2011 0:00	0	0	0.13		mg/kg	J		Historical	0.049	YES	ALL DETECT	0.15	NO	ALL DETECT	2.1	NO	ALL DETECT
SVOC	SOM01.2	Benzo(a)anthracene	00056-55-3	YPDS1512	10/21/2011 0:00	0	0		0.23	mg/kg	U		Historical	0.049	ALL ND	YES	0.15	ND	YES	2.1	ND	NO
SVOC	SOM01.2	Benzo(a)anthracene	00056-55-3	YPDS1612	10/21/2011 0:00	0	0		0.19	mg/kg	U		Historical	0.049	ALL ND	YES	0.15	ND	YES	2.1	ND	NO
SVOC	SOM01.2	Benzo(a)anthracene	00056-55-3	YPSS01	10/21/2011 0:00	0	0	0.15		mg/kg	J		Historical	0.049	YES	ALL DETECT	0.15	NO	ALL DETECT	2.1	NO	ALL DETECT
SVOC	SOM01.2	Benzo(a)anthracene	00056-55-3	YPSS02	10/21/2011 0:00	0	0	0.11		mg/kg	J		Historical	0.049	YES	ALL DETECT	0.15	NO	ALL DETECT	2.1	NO	ALL DETECT
SVOC	SOM01.2	Benzo(a)anthracene	00056-55-3	YPSS03	10/21/2011 0:00	0	0	1.6		mg/kg	J		Historical	0.049	YES	ALL DETECT	0.15	YES	ALL DETECT	2.1	NO	ALL DETECT
SVOC	SOM01.2	Benzo(a)anthracene	00056-55-3	YPSS04	10/21/2011 0:00	0	0		3.8	mg/kg	U		Historical	0.049	ALL ND	YES	0.15	ND	YES	2.1	ND	YES
SVOC	SOM01.2	Benzo(a)anthracene	00056-55-3	YPSS05	10/21/2011 0:00	0	0		3.6	mg/kg	U		Historical	0.049	ALL ND	YES	0.15	ND	YES	2.1	ND	YES
SVOC	SOM01.2	Benzo(a)anthracene	00056-55-3	YPSS06	10/21/2011 0:00	0	0		1.8	mg/kg	U		Historical	0.049	ALL ND	YES	0.15	ND	YES	2.1	ND	NO
SVOC	SOM01.2	Benzo(a)anthracene	00056-55-3	YPSS07	10/21/2011 0:00	0	0	0.11		mg/kg	J		Historical	0.049	YES	ALL DETECT	0.15	NO	ALL DETECT	2.1	NO	ALL DETECT
SVOC	SOM01.2	Benzo(a)anthracene	00056-55-3	YPSS08	10/21/2011 0:00	0	0	0.85		mg/kg	J		Historical	0.049	YES	ALL DETECT	0.15	YES	ALL DETECT	2.1	NO	ALL DETECT

TABLE 3-6A. SURFACE SOIL POINT-BY-POINT CONSTITUENT OF CONCERN (COC) SCREEN
WYOMING DEPARTMENT OF ENVIRONMENTAL QUALITY, LARAMIE FORMER YTTRIUM PLANT, LARAMIE, WYOMING

CATEGORY	METHOD	ANALYTE	TRI-CAS	SAMPLE_ID	DATE TIME SAMPLED	SAMPLE START DEPTH	SAMPLE END DEPTH	DETECTED RESULTS	NON-DETECTED (METHOD DETECTION LIMIT (MDL))	UNITS	LAB QUALIFIER	DATA VALIDATION REVIEWER QUALIFIER	LABORATORY DATA SET NUMBER	MIGRATION TO GROUNDWATER - FACT SHEET #12 (mg/kg)	IS DETECT VALUE > SCREENING LEVEL	IS MDL > SCREENING LEVEL	RESIDENTIAL SOIL SCREENING VALUES - FACT SHEET #12 (mg/kg)	IS DETECT VALUE > SCREENING LEVEL	IS MDL > SCREENING LEVEL	INDUSTRIAL SCREENING VALUES - EPA RSL (mg/kg)	IS DETECT VALUE > SCREENING LEVEL	IS MDL > SCREENING LEVEL
SVOC	SOM01.2	Benzo(a)anthracene	00056-55-3	YPSS09	10/21/2011 0:00	0	0	0.95		mg/kg	J		Historical	0.049	YES	ALL DETECT	0.15	YES	ALL DETECT	2.1	NO	ALL DETECT
SVOC	SOM01.2	Benzo(a)anthracene	00056-55-3	YPSS10	10/21/2011 0:00	0	0		5.3	mg/kg	U		Historical	0.049	ALL ND	YES	0.15	ND	YES	2.1	ND	YES
SVOC	SOM01.2	Benzo(a)anthracene	00056-55-3	YPSS11	10/21/2011 0:00	0	0	0.34		mg/kg	J		Historical	0.049	YES	ALL DETECT	0.15	YES	ALL DETECT	2.1	NO	ALL DETECT
SVOC	SOM01.2	Benzo(a)anthracene	00056-55-3	YPSS12	10/21/2011 0:00	0	0	0.25		mg/kg	J		Historical	0.049	YES	ALL DETECT	0.15	YES	ALL DETECT	2.1	NO	ALL DETECT
SVOC	SOM01.2	Benzo(a)anthracene	00056-55-3	YPSS13	10/21/2011 0:00	0	0	0.79		mg/kg	J		Historical	0.049	YES	ALL DETECT	0.15	YES	ALL DETECT	2.1	NO	ALL DETECT
SVOC	SOM01.2	Benzo(a)anthracene	00056-55-3	YPSS14	10/21/2011 0:00	0	0	0.088		mg/kg	J		Historical	0.049	YES	ALL DETECT	0.15	NO	ALL DETECT	2.1	NO	ALL DETECT
SVOC	SOM01.2	Benzo(a)anthracene	00056-55-3	YPSS15	10/21/2011 0:00	0	0		3.8	mg/kg	U		Historical	0.049	ALL ND	YES	0.15	ND	YES	2.1	ND	YES
SVOC	SOM01.2	Benzo(a)anthracene	00056-55-3	YPSS16	10/21/2011 0:00	0	0	0.081		mg/kg	J		Historical	0.049	YES	ALL DETECT	0.15	NO	ALL DETECT	2.1	NO	ALL DETECT
SVOC	SOM01.2	Benzo(a)anthracene	00056-55-3	YPSS19	10/21/2011 0:00	0	0	5.1		mg/kg	J		Historical	0.049	YES	ALL DETECT	0.15	YES	ALL DETECT	2.1	YES	ALL DETECT
VOC	SOM01.2	Acetone	00067-64-1	YPDS0111	10/21/2011 0:00	0	0	0.0063		mg/kg	J		Historical	6.02	NO	ALL DETECT	61,000	NO	ALL DETECT	63,000	NO	ALL DETECT
VOC	SOM01.2	Acetone	00067-64-1	YPDS0210	10/21/2011 0:00	0	0	0.0086		mg/kg	J		Historical	6.02	NO	ALL DETECT	61,000	NO	ALL DETECT	63,000	NO	ALL DETECT
VOC	SOM01.2	Acetone	00067-64-1	YPDS0312	10/21/2011 0:00	0	0		0.64	mg/kg	U		Historical	6.02	ALL ND	NO	61,000	ND	NO	63,000	ND	NO
VOC	SOM01.2	Acetone	00067-64-1	YPDS0410	10/21/2011 0:00	0	0		0.63	mg/kg	U		Historical	6.02	ALL ND	NO	61,000	ND	NO	63,000	ND	NO
VOC	SOM01.2	Acetone	00067-64-1	YPDS0509	10/21/2011 0:00	0	0		2.8	mg/kg	U		Historical	6.02	ALL ND	NO	61,000	ND	NO	63,000	ND	NO
VOC	SOM01.2	Acetone	00067-64-1	YPDS0612	10/21/2011 0:00	0	0		1.1	mg/kg	U		Historical	6.02	ALL ND	NO	61,000	ND	NO	63,000	ND	NO
VOC	SOM01.2	Acetone	00067-64-1	YPDS0714	10/21/2011 0:00	0	0	0.016		mg/kg			Historical	6.02	NO	ALL DETECT	61,000	NO	ALL DETECT	63,000	NO	ALL DETECT
VOC	SOM01.2	Acetone	00067-64-1	YPDS0812	10/21/2011 0:00	0	0	0.007		mg/kg	J		Historical	6.02	NO	ALL DETECT	61,000	NO	ALL DETECT	63,000	NO	ALL DETECT
VOC	SOM01.2	Acetone	00067-64-1	YPDS0912	10/21/2011 0:00	0	0	0.0085		mg/kg	J		Historical	6.02	NO	ALL DETECT	61,000	NO	ALL DETECT	63,000	NO	ALL DETECT
VOC	SOM01.2	Acetone	00067-64-1	YPDS1012	10/21/2011 0:00	0	0	0.0091		mg/kg	J		Historical	6.02	NO	ALL DETECT	61,000	NO	ALL DETECT	63,000	NO	ALL DETECT
VOC	SOM01.2	Acetone	00067-64-1	YPDS1111	10/21/2011 0:00	0	0		0.61	mg/kg	U		Historical	6.02	ALL ND	NO	61,000	ND	NO	63,000	ND	NO
VOC	SOM01.2	Acetone	00067-64-1	YPDS1212	10/21/2011 0:00	0	0	0.0089		mg/kg	J		Historical	6.02	NO	ALL DETECT	61,000	NO	ALL DETECT	63,000	NO	ALL DETECT
VOC	SOM01.2	Acetone	00067-64-1	YPDS1312	10/21/2011 0:00	0	0	0.012		mg/kg	J		Historical	6.02	NO	ALL DETECT	61,000	NO	ALL DETECT	63,000	NO	ALL DETECT
VOC	SOM01.2	Acetone	00067-64-1	YPDS1408	10/21/2011 0:00	0	0		12	mg/kg	U		Historical	6.02	ALL ND	YES	61,000	ND	NO	63,000	ND	NO
VOC	SOM01.2	Acetone	00067-64-1	YPDS1512	10/21/2011 0:00	0	0	0.036		mg/kg			Historical	6.02	NO	ALL DETECT	61,000	NO	ALL DETECT	63,000	NO	ALL DETECT
VOC	SOM01.2	Acetone	00067-64-1	YPDS1612	10/21/2011 0:00	0	0	0.018		mg/kg			Historical	6.02	NO	ALL DETECT	61,000	NO	ALL DETECT	63,000	NO	ALL DETECT
SVOC	SW 8270C	Hexachloroethane	00067-72-1	LYMW09 (1-2 ft)	1/15/2014 15:00	1	2		0.12	mg/kg	U		280-51290-1	0.004	ALL ND	YES	12	ND	NO	43	ND	NO
SVOC	SW 8270C	Hexachloroethane	00067-72-1	LYMW10 (1-2 ft)	1/15/2014 11:00	1	2		0.22	mg/kg	U		280-51290-1	0.004	ALL ND	YES	12	ND	NO	43	ND	NO
SVOC	SW 8270C	Hexachloroethane	00067-72-1	LYMW11 (1-2 ft)	1/15/2014 10:00	1	2		0.022	mg/kg	U		280-51290-1	0.004	ALL ND	YES	12	ND	NO	43	ND	NO
SVOC	SW 8270C	Hexachloroethane	00067-72-1	LYMW12 (1-2 ft)	1/15/2014 16:00	1	2		0.023	mg/kg	U		280-51290-1	0.004	ALL ND	YES	12	ND	NO	43	ND	NO
SVOC	SW 8270C	Hexachloroethane	00067-72-1	LYMW13 (1-2 ft)	1/15/2014 9:00	1	2		0.023	mg/kg	U		280-51290-1	0.004	ALL ND	YES	12	ND	NO	43	ND	NO
SVOC	SW 8270C	Hexachloroethane	00067-72-1	LYMW14 (1-2 ft)	1/15/2014 13:00	1	2		0.024	mg/kg	U		280-51290-1	0.004	ALL ND	YES	12	ND	NO	43	ND	NO
VOC	SOM01.2	Methylene Chloride	00075-09-2	YPDS0111	10/21/2011 0:00	0	0	0.011		mg/kg	J,B		Historical	0.0011	YES	ALL DETECT	56	NO	ALL DETECT	310	NO	ALL DETECT
VOC	SOM01.2	Methylene Chloride	00075-09-2	YPDS0210	10/21/2011 0:00	0	0	0.00084		mg/kg	J,B		Historical	0.0011	NO	ALL DETECT	56	NO	ALL DETECT	310	NO	ALL DETECT
VOC	SOM01.2	Methylene Chloride	00075-09-2	YPDS0312	10/21/2011 0:00	0	0		0.32	mg/kg	U		Historical	0.0011	ALL ND	YES	56	ND	NO	310	ND	NO
VOC	SOM01.2	Methylene Chloride	00075-09-2	YPDS0410	10/21/2011 0:00	0	0		0.32	mg/kg	U		Historical	0.0011	ALL ND	YES	56	ND	NO	310	ND	NO
VOC	SOM01.2	Methylene Chloride	00075-09-2	YPDS0509	10/21/2011 0:00	0	0		1.4	mg/kg	U		Historical	0.0011	ALL ND	YES	56	ND	NO	310	ND	NO
VOC	SOM01.2	Methylene Chloride	00075-09-2	YPDS0612	10/21/2011 0:00	0	0		0.57	mg/kg	U		Historical	0.0011	ALL ND	YES	56	ND	NO	310	ND	NO
VOC	SOM01.2	Methylene Chloride	00075-09-2	YPDS0714	10/21/2011 0:00	0	0	0.00079		mg/kg	J,B		Historical	0.0011	NO	ALL DETECT	56	NO	ALL DETECT	310	NO	ALL DETECT
VOC	SOM01.2	Methylene Chloride	00075-09-2	YPDS0812	10/21/2011 0:00	0	0	0.00081		mg/kg	J,B		Historical	0.0011	NO	ALL DETECT	56	NO	ALL DETECT	310	NO	ALL DETECT
VOC	SOM01.2	Methylene Chloride	00075-09-2	YPDS0912	10/21/2011 0:00	0	0	0.00082		mg/kg	J,B		Historical	0.0011	NO	ALL DETECT	56	NO	ALL DETECT	310	NO	ALL DETECT
VOC	SOM01.2	Methylene Chloride	00075-09-2	YPDS1012	10/21/2011 0:00	0	0	0.00094		mg/kg	J,B		Historical	0.0011	NO	ALL DETECT	56	NO	ALL DETECT	310	NO	ALL DETECT
VOC	SOM01.2	Methylene Chloride	00075-09-2	YPDS1111	10/21/2011 0:00	0	0		0.3	mg/kg	U		Historical	0.0011	ALL ND	YES	56	ND	NO	310	ND	NO
VOC	SOM01.2	Methylene Chloride	00075-09-2	YPDS1212	10/21/2011 0:00	0	0	0.0012		mg/kg	J,B		Historical	0.0011	YES	ALL DETECT	56	NO	ALL DETECT	310	NO	ALL DETECT
VOC	SOM01.2	Methylene Chloride	00075-09-2	YPDS1312	10/21/2011 0:00	0	0	0.0011		mg/kg	J,B		Historical	0.0011	NO	ALL DETECT	56	NO	ALL DETECT	310	NO	ALL DETECT
VOC	SOM01.2	Methylene Chloride	00075-09-2	YPDS1408	10/21/2011 0:00	0	0		6.2	mg/kg	U		Historical	0.0011	ALL ND	YES	56	ND	NO	310	ND	NO
VOC	SOM01.2	Methylene Chloride	00075-09-2	YPDS1512	10/21/2011 0:00	0	0	0.0012		mg/kg	J,B		Historical	0.0011	YES	ALL DETECT	56	NO	ALL DETECT	310	NO	ALL DETECT
VOC	SOM01.2	Methylene Chloride	00075-09-2	YPDS1612	10/21/2011 0:00	0	0	0.00091		mg/kg	J,B		Historical	0.0011	NO	ALL DETECT	56	NO	ALL DETECT	310	NO	ALL DETECT
VOC	SOM01.2	Carbon Disulfide	00075-15-0	YPDS0111	10/21/2011 0:00	0	0		0.006	mg/kg	U		Historical	1.18	ALL ND	NO	820	ND	NO	370	ND	NO
VOC	SOM01.2	Carbon Disulfide	00075-15-0	YPDS0210	10/21/2011 0:00	0	0		0.0059	mg/kg	U		Historical	1.18	ALL ND	NO	820	ND	NO	370	ND	NO
VOC	SOM01.2	Carbon Disulfide	00075-15-0	YPDS0312	10/21/2011 0:00	0	0		0.32	mg/kg	U		Historical	1.18	ALL ND	NO	820	ND	NO	370	ND	NO
VOC	SOM01.2	Carbon Disulfide	00075-15-0	YPDS0410	10/21/2011 0:00	0	0		0.32	mg/kg	U		Historical	1.18	ALL ND	NO	820	ND	NO	370	ND	NO
VOC	SOM01.2	Carbon Disulfide	00075-15-0	YPDS0509	10/21/2011 0:00	0	0		1.4	mg/kg	U		Historical	1.18	ALL ND	YES	820	ND	NO	370	ND	NO
VOC	SOM01.2	Carbon Disulfide	00075-15-0	YPDS0612	10/21/2011 0:00	0	0		0.57	mg/kg	U		Historical	1.18	ALL ND	NO	820	ND	NO	370	ND	NO
VOC	SOM01.2	Carbon Disulfide	00075-15-0	YPDS0714	10/21/2011 0:00	0	0	0.00094		mg/kg	J		Historical	1.18	NO	ALL DETECT	820	NO	ALL DETECT	370	NO	ALL DETECT
VOC	SOM01.2	Carbon Disulfide	00075-15-0	YPDS0812	10/21/2011 0:00	0	0		0.0052	mg/kg	U		Historical	1.18	ALL ND	NO	820	ND	NO	370	ND	NO
VOC	SOM01.2	Carbon Disulfide	00075-15-0	YPDS0912	10/21/2011 0:00	0	0		0.0055	mg/kg	U		Historical	1.18	ALL ND	NO	820	ND	NO	370	ND	NO
VOC	SOM01.2	Carbon Disulfide	00075-15-0	YPDS1012	10/21/2011 0:00	0	0	0.00087		mg/kg	J		Historical	1.18	NO	ALL DETECT	820	NO	ALL DETECT	370	NO	ALL DETECT
VOC	SOM01.2	Carbon Disulfide	00075-15-0	YPDS1111	10/21/2011 0:00	0	0		0.3	mg/kg	U		Historical	1.18	ALL ND	NO	820	ND	NO	370	ND	NO
VOC	SOM01.2	Carbon Disulfide	00075-15-0	YPDS1212	10/21/2011 0:00	0	0		0.0064	mg/kg	U		Historical	1.18	ALL ND	NO	820	ND	NO	370	ND	NO
VOC	SOM01.2	Carbon Disulfide	00075-15-0	YPDS1312	10/21/2011 0:00	0	0		0.0067	mg/kg	U		Historical	1.18	ALL ND	NO	820	ND	NO	370	ND	NO
VOC	SOM01.2	Carbon Disulfide	00075-15-0	YPDS1408	10/21/2011 0:00	0	0		6.2	mg/kg	U		Historical	1.18	ALL ND	YES	820	ND	NO	370	ND	NO
VOC	SOM01.2	Carbon Disulfide	00075-15-0	YPDS1512	10/21/2011 0:00	0	0	0.0073		mg/kg	J		Historical	1.18	NO	ALL DETECT	820	NO	ALL DETECT	370	NO	ALL DETECT
VOC	SOM01.2	Carbon Disulfide	00075-15-0	YPDS1612	10/21/2011 0:00	0	0	0.0012		mg/kg	J		Historical	1.18	NO	ALL DETECT	820	NO	ALL DETECT	370	NO	ALL DETECT
SVOC	SW 8270C	Hexachlorocyclopentadiene	00077-47-4	LYMW09 (1-2 ft)	1/15/2014 15:00	1	2		0.28	mg/kg	U		280-51290-1	10.01481	ALL ND	NO	370	ND	NO	370	NA	NA
SVOC	SW 8270C	Hexachlorocyclopentadiene	00077-47-4	LYMW10 (1-2 ft)	1/15/2014 11:00	1	2		0.52	mg/kg	U		280-51290-1	10.01481	ALL ND	NO	370	ND	NO	370	NA	NA
SVOC	SW 8270C	Hexachlorocyclopentadiene	00077-47-4	LYMW11 (1-2 ft)	1/15/2014 10:00	1	2		0.052	mg/kg	U		280-51290-1	10.01481	ALL ND	NO	370	ND	NO	370	NA	NA
SVOC	SW 8270C	Hexachlorocyclopentadiene	00077-47-4	LYMW12 (1-2 ft)	1/15/2014 16:00	1	2		0.054	mg/kg	U		280-51290-1	10.01481	ALL ND	NO	370	ND	NO	370	NA	NA
SVOC	SW 8270C	Hexachlorocyclopentadiene	00077-47-4	LYMW13 (1-2 ft)	1/15/2014 9:00	1	2		0.054	mg/kg	U		280-51290-1	10.01481	ALL ND	NO	370	ND	NO	370	NA	NA
SVOC	SW 8270C	Hexachlorocyclopentadiene	00077-47-4	LYMW14 (1-2 ft)	1/15/2014 13:00	1	2		0.057	mg/kg	U		280-51290-1	10.01481	ALL ND	NO	370	ND	NO	370	NA	NA
SVOC	SW 8270C	Isophorone	00078-59-1	LYMW09 (1-2 ft)	1/15/2014 15:00	1	2		0.094	mg/kg	U		280-51290-1	0.0233	ALL ND	YES	510	ND	NO	1,800	ND	NO
SVOC	SW 8270C	Isophorone	00078-59-1	LYMW10 (1-2 ft)	1/15/2014 11:00	1	2		0.18	mg/kg	U		280-51290-1	0.0233	ALL ND	YES	510	ND	NO	1,800	ND	NO
SVOC	SW 8270C	Isophorone	00078-59-1	LYMW11 (1-2 ft)	1/15/2014 10:00	1	2		0.018	mg/kg	U		280-51290-1	0.0233	ALL ND	NO	510	ND	NO	1,800	ND	NO
SVOC	SW 8270C	Isophorone	00078-59-1	LYMW12 (1-2 ft)	1/15/2014 16:00	1	2		0.018	mg/kg	U		280-51290-1	0.0233	ALL ND	NO	510	ND	NO	1,800	ND	NO
SVOC	SW 8270C	Isophorone	00078-59-1	LYMW13 (1-2 ft)	1/15/2014 9:00	1	2		0.018	mg/kg	U		280-51290-1	0.0233	ALL ND	NO	510	ND	NO	1,800	ND	NO
SVOC	SW 8270C	Isophorone	00078-59-1	LYMW14 (1-2 ft)	1/15/2014 13:00	1	2		0.019	mg/kg	U		280-51290-1	0.0233	ALL ND	NO	510	ND	NO	1,800	ND	NO
VOC	SOM01.2	2-Butanone	00078-93-3	YPDS0111	10/21/2011 0:00	0	0		0.012	mg/kg	U		Historical	4.09	ALL ND	NO	28,000	ND	NO	20,000	ND	NO
VOC	SOM01.2	2-Butanone	00078-93-3	YPDS0210	10/21/2011 0:00	0	0		0.012	mg/kg	U		Historical	4.09	ALL ND	NO	28,000	ND	NO	20,000	ND	NO
VOC	SOM01.2	2-Butanone	00078-93-3	YPDS0312	10/21/2011 0:00	0	0		0.64	mg/kg	U		Historical	4.09	ALL ND	NO	28,000	ND	NO	20,000	ND	NO
VOC	SOM01.2	2-Butanone	00078-93-3	YPDS0410	10/21/2011 0:00	0	0		0.63	mg/kg	U		Historical	4.09	ALL ND	NO	28,000	ND	NO	20,000	ND	NO
VOC	SOM01.2	2-Butanone	00078-93-3	YPDS0509	10/21/2011 0:00	0	0		2.8	mg/kg	U		Historical	4.09	ALL ND	NO	28,000	ND	NO	20,000	ND	NO
VOC	SOM01.2	2-Butanone	00078-93-3	YPDS0612	10/21/2011 0:00	0	0		1.1	mg/kg	U		Historical	4.09	ALL ND	NO	28,000	ND	NO	20,000	ND	NO
VOC	SOM01.2	2-Butanone	00078-93-3	YPDS0714	10/21/2011 0:00	0	0		0.011	mg/kg	U		Historical	4.09	ALL ND	NO	28,000	ND	NO	20,000	ND	NO
VOC	SOM01.2	2-Butanone	00078-93-3	YPDS0812	10/21/2011 0:00	0	0		0.01	mg/kg	U		Historical	4.09	ALL ND	NO	28,000	ND	NO	20,000	ND	NO
VOC	SOM01.2	2-Butanone	00078-93-3	YPDS0912	10/21/2011 0:00	0	0		0.011	mg/kg	U		Historical	4.09	ALL ND	NO	28,000	ND	NO	20,000	ND	NO
VOC	SOM01.2	2-Butanone	00078-93-3	YPDS1012	10/21/2011 0:00	0	0		0.011	mg/kg	U		Historical	4.09	ALL ND	NO	28,000	ND	NO	20,000	ND	NO
VOC	SOM01.2	2-Butanone	00078-93-3	YPDS1111	10/21/2011 0:00	0	0		0.61	mg/kg	U		Historical	4.09	ALL ND	NO	28,000	ND	NO	20,000	ND	NO
VOC	SOM01.2	2-Butanone	00078-93-3	YPDS1212	10/21/2011 0:00	0	0		0.013	mg/kg	U		Historical	4.09	ALL ND	NO	28,000	ND	NO	20,000	ND	NO
VOC	SOM01.2	2-Butanone	00078-93-3	YPDS1312	10/21/2011 0:00	0	0		0.013	mg/kg	U		Historical	4.09	ALL ND	NO	28,000	ND	NO	20,000	ND	NO
VOC	SOM01.2	2-Butanone	00078-93-3	YPDS1408	10/21/2011 0:00	0	0		12	mg/kg	U		Historical	4.09	ALL ND	YES	28,000	ND	NO	20,000	ND	NO
VOC	SOM01.2	2-Butanone	00078-93-3	YPDS1512	10/21/2011 0:00	0	0	0.015		mg/kg	J		Historical	4.09	NO	ALL DETECT	28,000	NO	ALL DETECT	20,000	NO	ALL DETECT
VOC	SOM01.2	2-Butanone	00078-93-3	YPDS1612	10/21/2011 0:00	0	0	0.012		mg/kg			Historical	4.09	NO	ALL DETECT	28,000	NO	ALL DETECT	20,000	NO	ALL DETECT
VOC	SOM01.2	Trichloroethene	00079-01-6	YPDS0111	10/21/2011 0:00	0	0		0.006	mg/kg	U		Historical	0.00201	ALL ND	YES	0.91	ND	NO	2	ND	NO
VOC	SOM01.2	Trichloroethene	00079-01-6	YPDS0210	10/21/2011 0:00	0	0		0.0059	mg/kg	U		Historical	0.00201	ALL ND	YES	0.91	ND	NO	2	ND	NO
VOC	SOM01.2	Trichloroethene	00079-01-6	YPDS0312	10/21/2011 0:00	0	0		0.32	mg/kg	U		Historical	0.00201	ALL ND	YES	0.91	ND	NO	2	ND	NO

TABLE 3-6A. SURFACE SOIL POINT-BY-POINT CONSTITUENT OF CONCERN (COC) SCREEN
WYOMING DEPARTMENT OF ENVIRONMENTAL QUALITY, LARAMIE FORMER YTTRIUM PLANT, LARAMIE, WYOMING

CATEGORY	METHOD	ANALYTE	TRI-CAS	SAMPLE_ID	DATE TIME SAMPLED	SAMPLE START DEPTH	SAMPLE END DEPTH	DETECTED RESULTS	NON-DETECTED (METHOD DETECTION LIMIT (MDL))	UNITS	LAB QUALIFIER	DATA VALIDATION REVIEWER QUALIFIER	LABORATORY DATA SET NUMBER	MIGRATION TO GROUNDWATER - FACT SHEET #12 (mg/kg)	IS DETECT VALUE > SCREENING LEVEL	IS MDL > SCREENING LEVEL	RESIDENTIAL SOIL SCREENING VALUES - FACT SHEET #12 (mg/kg)	IS DETECT VALUE > SCREENING LEVEL	IS MDL > SCREENING LEVEL	INDUSTRIAL SCREENING VALUES - EPA RSL (mg/kg)	IS DETECT VALUE > SCREENING LEVEL	IS MDL > SCREENING LEVEL
VOC	SOM01.2	Trichloroethene	00079-01-6	YPDS0410	10/21/2011 0:00	0	0		0.32	mg/kg	U		Historical	0.00201	ALL ND	YES	0.91	ND	NO	2	ND	NO
VOC	SOM01.2	Trichloroethene	00079-01-6	YPDS0509	10/21/2011 0:00	0	0		1.4	mg/kg	U		Historical	0.00201	ALL ND	YES	0.91	ND	YES	2	ND	NO
VOC	SOM01.2	Trichloroethene	00079-01-6	YPDS0612	10/21/2011 0:00	0	0		0.57	mg/kg	U		Historical	0.00201	ALL ND	YES	0.91	ND	NO	2	ND	NO
VOC	SOM01.2	Trichloroethene	00079-01-6	YPDS0714	10/21/2011 0:00	0	0		0.0056	mg/kg	U		Historical	0.00201	ALL ND	YES	0.91	ND	NO	2	ND	NO
VOC	SOM01.2	Trichloroethene	00079-01-6	YPDS0812	10/21/2011 0:00	0	0		0.0052	mg/kg	U		Historical	0.00201	ALL ND	YES	0.91	ND	NO	2	ND	NO
VOC	SOM01.2	Trichloroethene	00079-01-6	YPDS0912	10/21/2011 0:00	0	0		0.0055	mg/kg	U		Historical	0.00201	ALL ND	YES	0.91	ND	NO	2	ND	NO
VOC	SOM01.2	Trichloroethene	00079-01-6	YPDS1012	10/21/2011 0:00	0	0		0.0053	mg/kg	U		Historical	0.00201	ALL ND	YES	0.91	ND	NO	2	ND	NO
VOC	SOM01.2	Trichloroethene	00079-01-6	YPDS1111	10/21/2011 0:00	0	0		0.3	mg/kg	U		Historical	0.00201	ALL ND	YES	0.91	ND	NO	2	ND	NO
VOC	SOM01.2	Trichloroethene	00079-01-6	YPDS1212	10/21/2011 0:00	0	0		0.0064	mg/kg	U		Historical	0.00201	ALL ND	YES	0.91	ND	NO	2	ND	NO
VOC	SOM01.2	Trichloroethene	00079-01-6	YPDS1312	10/21/2011 0:00	0	0		0.0067	mg/kg	U		Historical	0.00201	ALL ND	YES	0.91	ND	NO	2	ND	NO
VOC	SOM01.2	Trichloroethene	00079-01-6	YPDS1408	10/21/2011 0:00	0	0		6.2	mg/kg	U		Historical	0.00201	ALL ND	YES	0.91	ND	YES	2	ND	YES
VOC	SOM01.2	Trichloroethene	00079-01-6	YPDS1512	10/21/2011 0:00	0	0	0.00025		mg/kg	J		Historical	0.00201	NO	ALL DETECT	0.91	NO	ALL DETECT	2	NO	ALL DETECT
VOC	SOM01.2	Trichloroethene	00079-01-6	YPDS1612	10/21/2011 0:00	0	0		0.0055	mg/kg	U		Historical	0.00201	ALL ND	YES	0.91	ND	NO	2	ND	NO
SVOC	SW 8270C-SIM	Acenaphthene	00083-32-9	LYMW09 (1-2 ft)	1/15/2014 15:00	1	2	0.11		mg/kg			280-51290-1	14.561	NO	ALL DETECT	3,400	NO	ALL DETECT	3300	NA	NA
SVOC	SW 8270C-SIM	Acenaphthene	00083-32-9	LYMW10 (1-2 ft)	1/15/2014 11:00	1	2	0.11		mg/kg			280-51290-1	14.561	NO	ALL DETECT	3,400	NO	ALL DETECT	3300	NA	NA
SVOC	SW 8270C-SIM	Acenaphthene	00083-32-9	LYMW11 (1-2 ft)	1/15/2014 10:00	1	2	0.0054		mg/kg			280-51290-1	14.561	NO	ALL DETECT	3,400	NO	ALL DETECT	3300	NA	NA
SVOC	SW 8270C-SIM	Acenaphthene	00083-32-9	LYMW12 (1-2 ft)	1/15/2014 16:00	1	2		0.00017	mg/kg	U		280-51290-1	14.561	ALL ND	NO	3,400	ND	NO	3300	NA	NA
SVOC	SW 8270C-SIM	Acenaphthene	00083-32-9	LYMW13 (1-2 ft)	1/15/2014 9:00	1	2		0.00017	mg/kg	U		280-51290-1	14.561	ALL ND	NO	3,400	ND	NO	3300	NA	NA
SVOC	SW 8270C-SIM	Acenaphthene	00083-32-9	LYMW14 (1-2 ft)	1/15/2014 13:00	1	2		0.00018	mg/kg	U		280-51290-1	14.561	ALL ND	NO	3,400	ND	NO	3300	NA	NA
SVOC	8270C	Acenaphthene	00083-32-9	LYSOA01	6/4/2012 0:00	0	0	0.0084		mg/kg	V		Historical	14.561	NO	ALL DETECT	3,400	NO	ALL DETECT	3300	NA	NA
SVOC	8270C	Acenaphthene	00083-32-9	LYSOA02	6/4/2012 0:00	0	0	0.012		mg/kg	J,V		Historical	14.561	NO	ALL DETECT	3,400	NO	ALL DETECT	3300	NA	NA
SVOC	8270C	Acenaphthene	00083-32-9	LYSOA03	6/4/2012 0:00	0	0	0.0074		mg/kg	J,V		Historical	14.561	NO	ALL DETECT	3,400	NO	ALL DETECT	3300	NA	NA
SVOC	8270C	Acenaphthene	00083-32-9	LYSOA04	6/4/2012 0:00	0	0	0.019		mg/kg	V		Historical	14.561	NO	ALL DETECT	3,400	NO	ALL DETECT	3300	NA	NA
SVOC	8270C	Acenaphthene	00083-32-9	LYSOA05	6/4/2012 0:00	0	0	0.011		mg/kg	J,V		Historical	14.561	NO	ALL DETECT	3,400	NO	ALL DETECT	3300	NA	NA
SVOC	8270C	Acenaphthene	00083-32-9	LYSOB01	6/4/2012 0:00	0	0	0.015		mg/kg	V		Historical	14.561	NO	ALL DETECT	3,400	NO	ALL DETECT	3300	NA	NA
SVOC	8270C	Acenaphthene	00083-32-9	LYSOB02	6/4/2012 0:00	0	0	0.009		mg/kg	J,V		Historical	14.561	NO	ALL DETECT	3,400	NO	ALL DETECT	3300	NA	NA
SVOC	8270C	Acenaphthene	00083-32-9	LYSOB03	6/4/2012 0:00	0	0	0.02		mg/kg	V		Historical	14.561	NO	ALL DETECT	3,400	NO	ALL DETECT	3300	NA	NA
SVOC	8270C	Acenaphthene	00083-32-9	LYSOB04	6/4/2012 0:00	0	0	0.021		mg/kg	V		Historical	14.561	NO	ALL DETECT	3,400	NO	ALL DETECT	3300	NA	NA
SVOC	8270C	Acenaphthene	00083-32-9	LYSOB05	6/4/2012 0:00	0	0	0.0071		mg/kg	J,V		Historical	14.561	NO	ALL DETECT	3,400	NO	ALL DETECT	3300	NA	NA
SVOC	8270C	Acenaphthene	00083-32-9	LYSOC01	6/4/2012 0:00	0	0		0.0041	mg/kg	U,V		Historical	14.561	ALL ND	NO	3,400	ND	NO	3300	NA	NA
SVOC	8270C	Acenaphthene	00083-32-9	LYSOC02	6/4/2012 0:00	0	0		0.0042	mg/kg	U,V		Historical	14.561	ALL ND	NO	3,400	ND	NO	3300	NA	NA
SVOC	8270C	Acenaphthene	00083-32-9	LYSOC03	6/4/2012 0:00	0	0	0.013		mg/kg	J,V		Historical	14.561	NO	ALL DETECT	3,400	NO	ALL DETECT	3300	NA	NA
SVOC	8270C	Acenaphthene	00083-32-9	LYSOC04	6/4/2012 0:00	0	0	0.098		mg/kg	.V		Historical	14.561	NO	ALL DETECT	3,400	NO	ALL DETECT	3300	NA	NA
SVOC	8270C	Acenaphthene	00083-32-9	LYSOC05	6/4/2012 0:00	0	0	0.15		mg/kg			Historical	14.561	NO	ALL DETECT	3,400	NO	ALL DETECT	3300	NA	NA
SVOC	8270C	Acenaphthene	00083-32-9	LYSOD01	6/4/2012 0:00	0	0		0.004	mg/kg	U,V		Historical	14.561	ALL ND	NO	3,400	ND	NO	3300	NA	NA
SVOC	8270C	Acenaphthene	00083-32-9	LYSOD02	6/4/2012 0:00	0	0		0.004	mg/kg	U,V		Historical	14.561	ALL ND	NO	3,400	ND	NO	3300	NA	NA
SVOC	8270C	Acenaphthene	00083-32-9	LYSOD03	6/4/2012 0:00	0	0		0.0041	mg/kg	U,V		Historical	14.561	ALL ND	NO	3,400	ND	NO	3300	NA	NA
SVOC	8270C	Acenaphthene	00083-32-9	LYSOD04	6/4/2012 0:00	0	0		0.0041	mg/kg	U,V		Historical	14.561	ALL ND	NO	3,400	ND	NO	3300	NA	NA
SVOC	8270C	Acenaphthene	00083-32-9	LYSOD05	6/4/2012 0:00	0	0	0.0071		mg/kg	J,V		Historical	14.561	NO	ALL DETECT	3,400	NO	ALL DETECT	3300	NA	NA
SVOC	8270C	Acenaphthene	00083-32-9	LYSOE01	6/4/2012 0:00	0	0		0.004	mg/kg	U,V		Historical	14.561	ALL ND	NO	3,400	ND	NO	3300	NA	NA
SVOC	8270C	Acenaphthene	00083-32-9	LYSOE02	6/4/2012 0:00	0	0	0.025		mg/kg	V		Historical	14.561	NO	ALL DETECT	3,400	NO	ALL DETECT	3300	NA	NA
SVOC	8270C	Acenaphthene	00083-32-9	LYSOE03	6/4/2012 0:00	0	0	0.009		mg/kg	J,V		Historical	14.561	NO	ALL DETECT	3,400	NO	ALL DETECT	3300	NA	NA
SVOC	8270C	Acenaphthene	00083-32-9	LYSOE04	6/4/2012 0:00	0	0	0.25		mg/kg	V		Historical	14.561	NO	ALL DETECT	3,400	NO	ALL DETECT	3300	NA	NA
SVOC	8270C	Acenaphthene	00083-32-9	LYSOE05	6/4/2012 0:00	0	0	0.0096		mg/kg	J,V		Historical	14.561	NO	ALL DETECT	3,400	NO	ALL DETECT	3300	NA	NA
SVOC	8270C	Acenaphthene	00083-32-9	LYSOF01	6/4/2012 0:00	0	0		0.004	mg/kg	U,V		Historical	14.561	ALL ND	NO	3,400	ND	NO	3300	NA	NA
SVOC	8270C	Acenaphthene	00083-32-9	LYSOF02	6/4/2012 0:00	0	0		0.004	mg/kg	U,V		Historical	14.561	ALL ND	NO	3,400	ND	NO	3300	NA	NA
SVOC	8270C	Acenaphthene	00083-32-9	LYSOF03	6/4/2012 0:00	0	0		0.0041	mg/kg	U,V		Historical	14.561	ALL ND	NO	3,400	ND	NO	3300	NA	NA
SVOC	8270C	Acenaphthene	00083-32-9	LYSOF04	6/4/2012 0:00	0	0		0.004	mg/kg	U,V		Historical	14.561	ALL ND	NO	3,400	ND	NO	3300	NA	NA
SVOC	8270C	Acenaphthene	00083-32-9	LYSOF05	6/4/2012 0:00	0	0		0.0042	mg/kg	U,V		Historical	14.561	ALL ND	NO	3,400	ND	NO	3300	NA	NA
SVOC	SOM01.2	Acenaphthene	00083-32-9	YPDS0111	10/21/2011 0:00	0	0		0.19	mg/kg	U		Historical	14.561	ALL ND	NO	3,400	ND	NO	3300	NA	NA
SVOC	SOM01.2	Acenaphthene	00083-32-9	YPDS0210	10/21/2011 0:00	0	0		0.19	mg/kg	U		Historical	14.561	ALL ND	NO	3,400	ND	NO	3300	NA	NA
SVOC	SOM01.2	Acenaphthene	00083-32-9	YPDS0312	10/21/2011 0:00	0	0		3.6	mg/kg	U		Historical	14.561	ALL ND	NO	3,400	ND	NO	3300	NA	NA
SVOC	SOM01.2	Acenaphthene	00083-32-9	YPDS0410	10/21/2011 0:00	0	0		3.8	mg/kg	U		Historical	14.561	ALL ND	NO	3,400	ND	NO	3300	NA	NA
SVOC	SOM01.2	Acenaphthene	00083-32-9	YPDS0509	10/21/2011 0:00	0	0	0.12		mg/kg	J		Historical	14.561	NO	ALL DETECT	3,400	NO	ALL DETECT	3300	NA	NA
SVOC	SOM01.2	Acenaphthene	00083-32-9	YPDS0612	10/21/2011 0:00	0	0	0.16		mg/kg	J		Historical	14.561	NO	ALL DETECT	3,400	NO	ALL DETECT	3300	NA	NA
SVOC	SOM01.2	Acenaphthene	00083-32-9	YPDS0714	10/21/2011 0:00	0	0		0.19	mg/kg	U		Historical	14.561	ALL ND	NO	3,400	ND	NO	3300	NA	NA
SVOC	SOM01.2	Acenaphthene	00083-32-9	YPDS0812	10/21/2011 0:00	0	0		0.19	mg/kg	U		Historical	14.561	ALL ND	NO	3,400	ND	NO	3300	NA	NA
SVOC	SOM01.2	Acenaphthene	00083-32-9	YPDS0912	10/21/2011 0:00	0	0		0.19	mg/kg	U		Historical	14.561	ALL ND	NO	3,400	ND	NO	3300	NA	NA
SVOC	SOM01.2	Acenaphthene	00083-32-9	YPDS1012	10/21/2011 0:00	0	0		3.8	mg/kg	U		Historical	14.561	ALL ND	NO	3,400	ND	NO	3300	NA	NA
SVOC	SOM01.2	Acenaphthene	00083-32-9	YPDS1111	10/21/2011 0:00	0	0		0.19	mg/kg	U		Historical	14.561	ALL ND	NO	3,400	ND	NO	3300	NA	NA
SVOC	SOM01.2	Acenaphthene	00083-32-9	YPDS1212	10/21/2011 0:00	0	0		0.19	mg/kg	U		Historical	14.561	ALL ND	NO	3,400	ND	NO	3300	NA	NA
SVOC	SOM01.2	Acenaphthene	00083-32-9	YPDS1312	10/21/2011 0:00	0	0		0.21	mg/kg	U		Historical	14.561	ALL ND	NO	3,400	ND	NO	3300	NA	NA
SVOC	SOM01.2	Acenaphthene	00083-32-9	YPDS1408	10/21/2011 0:00	0	0		3.8	mg/kg	U		Historical	14.561	ALL ND	NO	3,400	ND	NO	3300	NA	NA
SVOC	SOM01.2	Acenaphthene	00083-32-9	YPDS1512	10/21/2011 0:00	0	0		0.23	mg/kg	U		Historical	14.561	ALL ND	NO	3,400	ND	NO	3300	NA	NA
SVOC	SOM01.2	Acenaphthene	00083-32-9	YPDS1612	10/21/2011 0:00	0	0		0.19	mg/kg	U		Historical	14.561	ALL ND	NO	3,400	ND	NO	3300	NA	NA
SVOC	SW 8270C	Diethylphthalate	00084-66-2	LYMW09 (1-2 ft)	1/15/2014 15:00	1	2		0.14	mg/kg	U		280-51290-1	13.013	ALL ND	NO	49,000	ND	NO	49000	NA	NA
SVOC	SW 8270C	Diethylphthalate	00084-66-2	LYMW10 (1-2 ft)	1/15/2014 11:00	1	2		0.27	mg/kg	U		280-51290-1	13.013	ALL ND	NO	49,000	ND	NO	49000	NA	NA
SVOC	SW 8270C	Diethylphthalate	00084-66-2	LYMW11 (1-2 ft)	1/15/2014 10:00	1	2		0.027	mg/kg	U		280-51290-1	13.013	ALL ND	NO	49,000	ND	NO	49000	NA	NA
SVOC	SW 8270C	Diethylphthalate	00084-66-2	LYMW12 (1-2 ft)	1/15/2014 16:00	1	2		0.028	mg/kg	U		280-51290-1	13.013	ALL ND	NO	49,000	ND	NO	49000	NA	NA
SVOC	SW 8270C	Diethylphthalate	00084-66-2	LYMW13 (1-2 ft)	1/15/2014 9:00	1	2		0.028	mg/kg	U		280-51290-1	13.013	ALL ND	NO	49,000	ND	NO	49000	NA	NA
SVOC	SW 8270C	Diethylphthalate	00084-66-2	LYMW14 (1-2 ft)	1/15/2014 13:00	1	2		0.03	mg/kg	U		280-51290-1	13.013	ALL ND	NO	49,000	ND	NO	49000	NA	NA
SVOC	SOM01.2	Diethylphthalate	00084-66-2	YPDS0111	10/21/2011 0:00	0	0		0.19	mg/kg	U		Historical	13.013	ALL ND	NO	49,000	ND	NO	49000	NA	NA
SVOC	SOM01.2	Diethylphthalate	00084-66-2	YPDS0210	10/21/2011 0:00	0	0		0.19	mg/kg	U		Historical	13.013	ALL ND	NO	49,000	ND	NO	49000	NA	NA
SVOC	SOM01.2	Diethylphthalate	00084-66-2	YPDS0312	10/21/2011 0:00	0	0		3.6	mg/kg	U		Historical	13.013	ALL ND	NO	49,000	ND	NO	49000	NA	NA
SVOC	SOM01.2	Diethylphthalate	00084-66-2	YPDS0410	10/21/2011 0:00	0	0		3.8	mg/kg	U		Historical	13.013	ALL ND	NO	49,000	ND	NO	49000	NA	NA
SVOC	SOM01.2	Diethylphthalate	00084-66-2	YPDS0509	10/21/2011 0:00	0	0		0.19	mg/kg	U		Historical	13.013	ALL ND	NO	49,000	ND	NO	49000	NA	NA
SVOC	SOM01.2	Diethylphthalate	00084-66-2	YPDS0612	10/21/2011 0:00	0	0		3.9	mg/kg	U		Historical	13.013	ALL ND	NO	49,000	ND	NO	49000	NA	NA
SVOC	SOM01.2	Diethylphthalate	00084-66-2	YPDS0714	10/21/2011 0:00	0	0		0.19	mg/kg	U		Historical	13.013	ALL ND	NO	49,000	ND	NO	49000	NA	NA
SVOC	SOM01.2	Diethylphthalate	00084-66-2	YPDS0812	10/21/2011 0:00	0	0		0.19	mg/kg	U		Historical	13.013	ALL ND	NO	49,000	ND	NO	49000	NA	NA
SVOC	SOM01.2	Diethylphthalate	00084-66-2	YPDS0912	10/21/2011 0:00	0	0		0.19	mg/kg	U		Historical	13.013	ALL ND	NO	49,000	ND	NO	49000	NA	NA
SVOC	SOM01.2	Diethylphthalate	00084-66-2	YPDS1012	10/21/2011 0:00	0	0		3.8	mg/kg	U		Historical	13.013	ALL ND	NO	49,000	ND	NO	49000	NA	NA
SVOC	SOM01.2	Diethylphthalate	00084-66-2	YPDS1111	10/21/2011 0:00	0	0		0.19	mg/kg	U		Historical	13.013	ALL ND	NO	49,000	ND	NO	49000	NA	NA
SVOC	SOM01.2	Diethylphthalate	00084-66-2	YPDS1212	10/21/2011 0:00	0	0		0.19	mg/kg	U		Historical	13.013	ALL ND	NO	49,000	ND	NO	49000	NA	NA
SVOC	SOM01.2	Diethylphthalate	00084-66-2	YPDS1312	10/21/2011 0:00	0	0		0.21	mg/kg	U		Historical	13.013	ALL ND	NO	49,000	ND	NO	49000	NA	NA
SVOC	SOM01.2	Diethylphthalate	00084-66-2	YPDS1408	10/21/2011 0:00	0	0		3.8	mg/kg	U		Historical	13.013	ALL ND	NO	49,000	ND	NO	49000	NA	NA
SVOC	SOM01.2	Diethylphthalate	00084-66-2	YPDS1512	10/21/2011 0:00	0	0		0.23	mg/kg	U		Historical	13.013	ALL ND	NO	49,000	ND	NO	49000	NA	NA
SVOC	SOM01.2	Diethylphthalate	00084-66-2	YPDS1612	10/21/2011 0:00	0	0	0.0079		mg/kg	J		Historical	13.013	NO	ALL DETECT	49,000	NO	ALL DETECT	49000	NA	NA
SVOC	SW 8270C	Di-n-butylphthalate	00084-74-2	LYMW09 (1-2 ft)	1/15/2014 15:00	1	2		0.16	mg/kg	U		280-51290-1	124.465	ALL ND	NO	6,100	ND	NO	6200	NA	NA
SVOC	SW 8270C	Di-n-butylphthalate	00084-74-2	LYMW10 (1-2 ft)	1/15/2014 11:00	1	2		0.3	mg/kg	U		280-51290-1	124.465	ALL ND	NO	6,100	ND	NO	6200	NA	NA
SVOC	SW 8270C	Di-n-butylphthalate	00084-74-2	LYMW11 (1-2 ft)	1/15/2014 10:00	1	2	0.047		mg/kg	J	J	280-51290-1	124.465	NO	ALL DETECT	6,100	NO	ALL DETECT	6200	NA	NA
SVOC	SW 8270C	Di-n-butylphthalate	00084-74-2	LYMW12 (1-2 ft)	1/15/2014 16:00	1	2		0.031	mg/kg	U		280-51290-1	124.465	ALL ND	NO	6,100	ND	NO	6200	NA	NA
SVOC	SW 8270C	Di-n-butylphthalate	00084-74-2	LYMW13 (1-2 ft)	1/15/2014 9:00	1	2		0.031	mg/kg	U		280-51290-1	124.465	ALL ND	NO	6,100	ND	NO	6200	NA	NA
SVOC	SW 8270C	Di-n-butylphthalate	00084-74-2	LYMW14 (1-2 ft)	1/15/2014 13:00	1	2		0.033	mg/kg	U		280-51290-1	124.465	ALL ND	NO	6,100	ND	NO	6200	NA	NA
SVOC	SOM01.2	Di-n-butylphthalate	00084-74-2	YPDS0111	10/21/2011 0:00	0	0	0.01		mg/kg	J		Historical	124.465	NO	ALL DETECT	6,100	NO	ALL DETECT	6200	NA	NA

TABLE 3-6A. SURFACE SOIL POINT-BY-POINT CONSTITUENT OF CONCERN (COC) SCREEN
WYOMING DEPARTMENT OF ENVIRONMENTAL QUALITY, LARAMIE FORMER YTTRIUM PLANT, LARAMIE, WYOMING

CATEGORY	METHOD	ANALYTE	TRI-CAS	SAMPLE_ID	DATE TIME SAMPLED	SAMPLE START DEPTH	SAMPLE END DEPTH	DETECTED RESULTS	NON-DETECTED (METHOD DETECTION LIMIT (MDL))	UNITS	LAB QUALIFIER	DATA VALIDATION REVIEWER QUALIFIER	LABORATORY DATA SET NUMBER	MIGRATION TO GROUNDWATER - FACT SHEET #12 (mg/kg)	IS DETECT VALUE > SCREENING LEVEL	IS MDL > SCREENING LEVEL	RESIDENTIAL SOIL SCREENING VALUES - FACT SHEET #12 (mg/kg)	IS DETECT VALUE > SCREENING LEVEL	IS MDL > SCREENING LEVEL	INDUSTRIAL SCREENING VALUES - EPA RSL (mg/kg)	IS DETECT VALUE > SCREENING LEVEL	IS MDL > SCREENING LEVEL
SVOC	SOM01.2	Di-n-butylphthalate	00084-74-2	YPDS0210	10/21/2011 0:00	0	0		0.19	mg/kg	U		Historical	124.465	ALL ND	NO	6,100	ND	NO	6200	NA	NA
SVOC	SOM01.2	Di-n-butylphthalate	00084-74-2	YPDS0312	10/21/2011 0:00	0	0		3.6	mg/kg	U		Historical	124.465	ALL ND	NO	6,100	ND	NO	6200	NA	NA
SVOC	SOM01.2	Di-n-butylphthalate	00084-74-2	YPDS0410	10/21/2011 0:00	0	0		3.8	mg/kg	U		Historical	124.465	ALL ND	NO	6,100	ND	NO	6200	NA	NA
SVOC	SOM01.2	Di-n-butylphthalate	00084-74-2	YPDS0509	10/21/2011 0:00	0	0		0.19	mg/kg	U		Historical	124.465	ALL ND	NO	6,100	ND	NO	6200	NA	NA
SVOC	SOM01.2	Di-n-butylphthalate	00084-74-2	YPDS0612	10/21/2011 0:00	0	0		3.9	mg/kg	U		Historical	124.465	ALL ND	NO	6,100	ND	NO	6200	NA	NA
SVOC	SOM01.2	Di-n-butylphthalate	00084-74-2	YPDS0714	10/21/2011 0:00	0	0	0.043		mg/kg	J		Historical	124.465	NO	ALL DETECT	6,100	NO	ALL DETECT	6200	NA	NA
SVOC	SOM01.2	Di-n-butylphthalate	00084-74-2	YPDS0812	10/21/2011 0:00	0	0		0.19	mg/kg	U		Historical	124.465	ALL ND	NO	6,100	ND	NO	6200	NA	NA
SVOC	SOM01.2	Di-n-butylphthalate	00084-74-2	YPDS0912	10/21/2011 0:00	0	0		0.19	mg/kg	U		Historical	124.465	ALL ND	NO	6,100	ND	NO	6200	NA	NA
SVOC	SOM01.2	Di-n-butylphthalate	00084-74-2	YPDS1012	10/21/2011 0:00	0	0		3.8	mg/kg	U		Historical	124.465	ALL ND	NO	6,100	ND	NO	6200	NA	NA
SVOC	SOM01.2	Di-n-butylphthalate	00084-74-2	YPDS1111	10/21/2011 0:00	0	0	0.015		mg/kg	J		Historical	124.465	NO	ALL DETECT	6,100	NO	ALL DETECT	6200	NA	NA
SVOC	SOM01.2	Di-n-butylphthalate	00084-74-2	YPDS1212	10/21/2011 0:00	0	0		0.19	mg/kg	U		Historical	124.465	ALL ND	NO	6,100	ND	NO	6200	NA	NA
SVOC	SOM01.2	Di-n-butylphthalate	00084-74-2	YPDS1312	10/21/2011 0:00	0	0		0.21	mg/kg	U		Historical	124.465	ALL ND	NO	6,100	ND	NO	6200	NA	NA
SVOC	SOM01.2	Di-n-butylphthalate	00084-74-2	YPDS1408	10/21/2011 0:00	0	0		3.8	mg/kg	U		Historical	124.465	ALL ND	NO	6,100	ND	NO	6200	NA	NA
SVOC	SOM01.2	Di-n-butylphthalate	00084-74-2	YPDS1512	10/21/2011 0:00	0	0		0.23	mg/kg	U		Historical	124.465	ALL ND	NO	6,100	ND	NO	6200	NA	NA
SVOC	SOM01.2	Di-n-butylphthalate	00084-74-2	YPDS1612	10/21/2011 0:00	0	0		0.19	mg/kg	U		Historical	124.465	ALL ND	NO	6,100	ND	NO	6200	NA	NA
SVOC	SOM01.2	Di-n-butylphthalate	00084-74-2	YPSS01	10/21/2011 0:00	0	0		0.91	mg/kg			Historical	124.465	ALL ND	NO	6,100	ND	NO	6200	NA	NA
SVOC	SOM01.2	Di-n-butylphthalate	00084-74-2	YPSS02	10/21/2011 0:00	0	0		0.96	mg/kg			Historical	124.465	ALL ND	NO	6,100	ND	NO	6200	NA	NA
SVOC	SOM01.2	Di-n-butylphthalate	00084-74-2	YPSS03	10/21/2011 0:00	0	0		5.9	mg/kg			Historical	124.465	ALL ND	NO	6,100	ND	NO	6200	NA	NA
SVOC	SOM01.2	Di-n-butylphthalate	00084-74-2	YPSS04	10/21/2011 0:00	0	0		3.8	mg/kg	U		Historical	124.465	ALL ND	NO	6,100	ND	NO	6200	NA	NA
SVOC	SOM01.2	Di-n-butylphthalate	00084-74-2	YPSS05	10/21/2011 0:00	0	0		3.6	mg/kg	U		Historical	124.465	ALL ND	NO	6,100	ND	NO	6200	NA	NA
SVOC	SOM01.2	Di-n-butylphthalate	00084-74-2	YPSS06	10/21/2011 0:00	0	0		1.8	mg/kg	U		Historical	124.465	ALL ND	NO	6,100	ND	NO	6200	NA	NA
SVOC	SOM01.2	Di-n-butylphthalate	00084-74-2	YPSS07	10/21/2011 0:00	0	0		1.8	mg/kg	U		Historical	124.465	ALL ND	NO	6,100	ND	NO	6200	NA	NA
SVOC	SOM01.2	Di-n-butylphthalate	00084-74-2	YPSS08	10/21/2011 0:00	0	0		4.4	mg/kg	U		Historical	124.465	ALL ND	NO	6,100	ND	NO	6200	NA	NA
SVOC	SOM01.2	Di-n-butylphthalate	00084-74-2	YPSS09	10/21/2011 0:00	0	0		4.6	mg/kg	U		Historical	124.465	ALL ND	NO	6,100	ND	NO	6200	NA	NA
SVOC	SOM01.2	Di-n-butylphthalate	00084-74-2	YPSS10	10/21/2011 0:00	0	0		5.3	mg/kg	U		Historical	124.465	ALL ND	NO	6,100	ND	NO	6200	NA	NA
SVOC	SOM01.2	Di-n-butylphthalate	00084-74-2	YPSS11	10/21/2011 0:00	0	0	1.8		mg/kg	J,B		Historical	124.465	NO	ALL DETECT	6,100	NO	ALL DETECT	6200	NA	NA
SVOC	SOM01.2	Di-n-butylphthalate	00084-74-2	YPSS12	10/21/2011 0:00	0	0		3.5	mg/kg	U		Historical	124.465	ALL ND	NO	6,100	ND	NO	6200	NA	NA
SVOC	SOM01.2	Di-n-butylphthalate	00084-74-2	YPSS13	10/21/2011 0:00	0	0		3.6	mg/kg	U		Historical	124.465	ALL ND	NO	6,100	ND	NO	6200	NA	NA
SVOC	SOM01.2	Di-n-butylphthalate	00084-74-2	YPSS14	10/21/2011 0:00	0	0		0.9	mg/kg	U		Historical	124.465	ALL ND	NO	6,100	ND	NO	6200	NA	NA
SVOC	SOM01.2	Di-n-butylphthalate	00084-74-2	YPSS15	10/21/2011 0:00	0	0	0.56		mg/kg	J, B		Historical	124.465	NO	ALL DETECT	6,100	NO	ALL DETECT	6200	NA	NA
SVOC	SOM01.2	Di-n-butylphthalate	00084-74-2	YPSS16	10/21/2011 0:00	0	0		1.9	mg/kg	U		Historical	124.465	ALL ND	NO	6,100	ND	NO	6200	NA	NA
SVOC	SOM01.2	Di-n-butylphthalate	00084-74-2	YPSS19	10/21/2011 0:00	0	0		5.2	mg/kg	U		Historical	124.465	ALL ND	NO	6,100	ND	NO	6200	NA	NA
SVOC	SW 8270C-SIM	Phenanthrene	00085-01-8	LYMW09 (1-2 ft)	1/15/2014 15:00	1	2	6.3		mg/kg			280-51290-1		NA	NA		NA	NA		NA	NA
SVOC	SW 8270C-SIM	Phenanthrene	00085-01-8	LYMW10 (1-2 ft)	1/15/2014 11:00	1	2	1.3		mg/kg			280-51290-1		NA	NA		NA	NA		NA	NA
SVOC	SW 8270C-SIM	Phenanthrene	00085-01-8	LYMW11 (1-2 ft)	1/15/2014 10:00	1	2	0.12		mg/kg			280-51290-1		NA	NA		NA	NA		NA	NA
SVOC	SW 8270C-SIM	Phenanthrene	00085-01-8	LYMW12 (1-2 ft)	1/15/2014 16:00	1	2	0.021		mg/kg			280-51290-1		NA	NA		NA	NA		NA	NA
SVOC	SW 8270C-SIM	Phenanthrene	00085-01-8	LYMW13 (1-2 ft)	1/15/2014 9:00	1	2	0.023		mg/kg			280-51290-1		NA	NA		NA	NA		NA	NA
SVOC	SW 8270C-SIM	Phenanthrene	00085-01-8	LYMW14 (1-2 ft)	1/15/2014 13:00	1	2	0.01		mg/kg			280-51290-1		NA	NA		NA	NA		NA	NA
SVOC	8270C	Phenanthrene	00085-01-8	LYSOA01	6/4/2012 0:00	0	0	0.62		mg/kg	V		Historical		NA	NA		NA	NA		NA	NA
SVOC	8270C	Phenanthrene	00085-01-8	LYSOA02	6/4/2012 0:00	0	0	1		mg/kg	V		Historical		NA	NA		NA	NA		NA	NA
SVOC	8270C	Phenanthrene	00085-01-8	LYSOA03	6/4/2012 0:00	0	0	0.87		mg/kg	V		Historical		NA	NA		NA	NA		NA	NA
SVOC	8270C	Phenanthrene	00085-01-8	LYSOA04	6/4/2012 0:00	0	0	4.8		mg/kg	M,V		Historical		NA	NA		NA	NA		NA	NA
SVOC	8270C	Phenanthrene	00085-01-8	LYSOA05	6/4/2012 0:00	0	0	1.2		mg/kg	V		Historical		NA	NA		NA	NA		NA	NA
SVOC	8270C	Phenanthrene	00085-01-8	LYSOB01	6/4/2012 0:00	0	0	1.9		mg/kg	V		Historical		NA	NA		NA	NA		NA	NA
SVOC	8270C	Phenanthrene	00085-01-8	LYSOB02	6/4/2012 0:00	0	0	0.7		mg/kg	V		Historical		NA	NA		NA	NA		NA	NA
SVOC	8270C	Phenanthrene	00085-01-8	LYSOB03	6/4/2012 0:00	0	0	1.7		mg/kg	V		Historical		NA	NA		NA	NA		NA	NA
SVOC	8270C	Phenanthrene	00085-01-8	LYSOB04	6/4/2012 0:00	0	0	1.8		mg/kg	V		Historical		NA	NA		NA	NA		NA	NA
SVOC	8270C	Phenanthrene	00085-01-8	LYSOB05	6/4/2012 0:00	0	0	0.66		mg/kg	V		Historical		NA	NA		NA	NA		NA	NA
SVOC	8270C	Phenanthrene	00085-01-8	LYSOC01	6/4/2012 0:00	0	0	0.039		mg/kg	V		Historical		NA	NA		NA	NA		NA	NA
SVOC	8270C	Phenanthrene	00085-01-8	LYSOC02	6/4/2012 0:00	0	0	0.25		mg/kg	V		Historical		NA	NA		NA	NA		NA	NA
SVOC	8270C	Phenanthrene	00085-01-8	LYSOC03	6/4/2012 0:00	0	0	1.5		mg/kg	V		Historical		NA	NA		NA	NA		NA	NA
SVOC	8270C	Phenanthrene	00085-01-8	LYSOC04	6/4/2012 0:00	0	0	11		mg/kg	V		Historical		NA	NA		NA	NA		NA	NA
SVOC	8270C	Phenanthrene	00085-01-8	LYSOC05	6/4/2012 0:00	0	0	23		mg/kg	M		Historical		NA	NA		NA	NA		NA	NA
SVOC	8270C	Phenanthrene	00085-01-8	LYSOD01	6/4/2012 0:00	0	0	0.037		mg/kg	V		Historical		NA	NA		NA	NA		NA	NA
SVOC	8270C	Phenanthrene	00085-01-8	LYSOD02	6/4/2012 0:00	0	0	0.048		mg/kg	V		Historical		NA	NA		NA	NA		NA	NA
SVOC	8270C	Phenanthrene	00085-01-8	LYSOD03	6/4/2012 0:00	0	0	0.07		mg/kg	V		Historical		NA	NA		NA	NA		NA	NA
SVOC	8270C	Phenanthrene	00085-01-8	LYSOD04	6/4/2012 0:00	0	0	0.52		mg/kg	V		Historical		NA	NA		NA	NA		NA	NA
SVOC	8270C	Phenanthrene	00085-01-8	LYSOD05	6/4/2012 0:00	0	0	0.64		mg/kg	V		Historical		NA	NA		NA	NA		NA	NA
SVOC	8270C	Phenanthrene	00085-01-8	LYSOE01	6/4/2012 0:00	0	0	0.039		mg/kg	V		Historical		NA	NA		NA	NA		NA	NA
SVOC	8270C	Phenanthrene	00085-01-8	LYSOE02	6/4/2012 0:00	0	0	0.99		mg/kg	V		Historical		NA	NA		NA	NA		NA	NA
SVOC	8270C	Phenanthrene	00085-01-8	LYSOE03	6/4/2012 0:00	0	0	0.36		mg/kg	V		Historical		NA	NA		NA	NA		NA	NA
SVOC	8270C	Phenanthrene	00085-01-8	LYSOE04	6/4/2012 0:00	0	0	2.6		mg/kg	V		Historical		NA	NA		NA	NA		NA	NA
SVOC	8270C	Phenanthrene	00085-01-8	LYSOE05	6/4/2012 0:00	0	0	0.43		mg/kg	V		Historical		NA	NA		NA	NA		NA	NA
SVOC	8270C	Phenanthrene	00085-01-8	LYSOF01	6/4/2012 0:00	0	0	0.041		mg/kg	V		Historical		NA	NA		NA	NA		NA	NA
SVOC	8270C	Phenanthrene	00085-01-8	LYSOF02	6/4/2012 0:00	0	0	0.21		mg/kg	V		Historical		NA	NA		NA	NA		NA	NA
SVOC	8270C	Phenanthrene	00085-01-8	LYSOF03	6/4/2012 0:00	0	0	0.2		mg/kg	V		Historical		NA	NA		NA	NA		NA	NA
SVOC	8270C	Phenanthrene	00085-01-8	LYSOF04	6/4/2012 0:00	0	0	0.13		mg/kg	V		Historical		NA	NA		NA	NA		NA	NA
SVOC	8270C	Phenanthrene	00085-01-8	LYSOF05	6/4/2012 0:00	0	0	0.2		mg/kg	V		Historical		NA	NA		NA	NA		NA	NA
SVOC	SOM01.2	Phenanthrene	00085-01-8	YPDS0111	10/21/2011 0:00	0	0		0.19	mg/kg	U		Historical		NA	NA		NA	NA		NA	NA
SVOC	SOM01.2	Phenanthrene	00085-01-8	YPDS0210	10/21/2011 0:00	0	0		0.19	mg/kg	U		Historical		NA	NA		NA	NA		NA	NA
SVOC	SOM01.2	Phenanthrene	00085-01-8	YPDS0312	10/21/2011 0:00	0	0	0.19		mg/kg	J		Historical		NA	NA		NA	NA		NA	NA
SVOC	SOM01.2	Phenanthrene	00085-01-8	YPDS0410	10/21/2011 0:00	0	0		3.8	mg/kg	U		Historical		NA	NA		NA	NA		NA	NA
SVOC	SOM01.2	Phenanthrene	00085-01-8	YPDS0509	10/21/2011 0:00	0	0	0.14		mg/kg	J		Historical		NA	NA		NA	NA		NA	NA
SVOC	SOM01.2	Phenanthrene	00085-01-8	YPDS0612	10/21/2011 0:00	0	0	0.36		mg/kg	J		Historical		NA	NA		NA	NA		NA	NA
SVOC	SOM01.2	Phenanthrene	00085-01-8	YPDS0714	10/21/2011 0:00	0	0	0.0086		mg/kg	J		Historical		NA	NA		NA	NA		NA	NA
SVOC	SOM01.2	Phenanthrene	00085-01-8	YPDS0812	10/21/2011 0:00	0	0		0.19	mg/kg	U		Historical		NA	NA		NA	NA		NA	NA
SVOC	SOM01.2	Phenanthrene	00085-01-8	YPDS0912	10/21/2011 0:00	0	0	0.011		mg/kg	J		Historical		NA	NA		NA	NA		NA	NA
SVOC	SOM01.2	Phenanthrene	00085-01-8	YPDS1012	10/21/2011 0:00	0	0		3.8	mg/kg	U		Historical		NA	NA		NA	NA		NA	NA
SVOC	SOM01.2	Phenanthrene	00085-01-8	YPDS1111	10/21/2011 0:00	0	0	0.023		mg/kg	J		Historical		NA	NA		NA	NA		NA	NA
SVOC	SOM01.2	Phenanthrene	00085-01-8	YPDS1212	10/21/2011 0:00	0	0		0.19	mg/kg	U		Historical		NA	NA		NA	NA		NA	NA
SVOC	SOM01.2	Phenanthrene	00085-01-8	YPDS1312	10/21/2011 0:00	0	0		0.21	mg/kg	U		Historical		NA	NA		NA	NA		NA	NA
SVOC	SOM01.2	Phenanthrene	00085-01-8	YPDS1408	10/21/2011 0:00	0	0		3.8	mg/kg	U		Historical		NA	NA		NA	NA		NA	NA
SVOC	SOM01.2	Phenanthrene	00085-01-8	YPDS1512	10/21/2011 0:00	0	0		0.23	mg/kg	U		Historical		NA	NA		NA	NA		NA	NA
SVOC	SOM01.2	Phenanthrene	00085-01-8	YPDS1612	10/21/2011 0:00	0	0		0.19	mg/kg	U		Historical		NA	NA		NA	NA		NA	NA
SVOC	SOM01.2	Phenanthrene	00085-01-8	YPSS01	10/21/2011 0:00	0	0	0.4		mg/kg	J		Historical		NA	NA		NA	NA		NA	NA
SVOC	SOM01.2	Phenanthrene	00085-01-8	YPSS02	10/21/2011 0:00	0	0	0.31		mg/kg	J		Historical		NA	NA		NA	NA		NA	NA
SVOC	SOM01.2	Phenanthrene	00085-01-8	YPSS03	10/21/2011 0:00	0	0	3.8		mg/kg	J		Historical		NA	NA		NA	NA		NA	NA
SVOC	SOM01.2	Phenanthrene	00085-01-8	YPSS04	10/21/2011 0:00	0	0		3.8	mg/kg	U		Historical		NA	NA		NA	NA		NA	NA
SVOC	SOM01.2	Phenanthrene	00085-01-8	YPSS05	10/21/2011 0:00	0	0		3.6	mg/kg	U		Historical		NA	NA		NA	NA		NA	NA
SVOC	SOM01.2	Phenanthrene	00085-01-8	YPSS06	10/21/2011 0:00	0	0		1.8	mg/kg	U		Historical		NA	NA		NA	NA		NA	NA
SVOC	SOM01.2	Phenanthrene	00085-01-8	YPSS07	10/21/2011 0:00	0	0	0.17		mg/kg	J		Historical		NA	NA		NA	NA		NA	NA
SVOC	SOM01.2	Phenanthrene	00085-01-8	YPSS08	10/21/2011 0:00	0	0	1.5		mg/kg	J		Historical		NA	NA		NA	NA		NA	NA
SVOC	SOM01.2	Phenanthrene	00085-01-8	YPSS09	10/21/2011 0:00	0	0	3.4		mg/kg	J		Historical		NA	NA		NA	NA		NA	NA
SVOC	SOM01.2	Phenanthrene	00085-01-8	YPSS10	10/21/2011 0:00	0	0		5.3	mg/kg	U		Historical		NA	NA		NA	NA		NA	NA

TABLE 3-6A. SURFACE SOIL POINT-BY-POINT CONSTITUENT OF CONCERN (COC) SCREEN
WYOMING DEPARTMENT OF ENVIRONMENTAL QUALITY, LARAMIE FORMER YTTRIUM PLANT, LARAMIE, WYOMING

CATEGORY	METHOD	ANALYTE	TRI-CAS	SAMPLE_ID	DATE TIME SAMPLED	SAMPLE START DEPTH	SAMPLE END DEPTH	DETECTED RESULTS	NON-DETECTED (METHOD DETECTION LIMIT (MDL))	UNITS	LAB QUALIFIER	DATA VALIDATION REVIEWER QUALIFIER	LABORATORY DATA SET NUMBER	MIGRATION TO GROUNDWATER - FACT SHEET #12 (mg/kg)	IS DETECT VALUE > SCREENING LEVEL	IS MDL > SCREENING LEVEL	RESIDENTIAL SOIL SCREENING VALUES - FACT SHEET #12 (mg/kg)	IS DETECT VALUE > SCREENING LEVEL	IS MDL > SCREENING LEVEL	INDUSTRIAL SCREENING VALUES - EPA RSL (mg/kg)	IS DETECT VALUE > SCREENING LEVEL	IS MDL > SCREENING LEVEL
SVOC	SOM01.2	Phenanthrene	00085-01-8	YPSS11	10/21/2011 0:00	0	0	0.3		mg/kg	J		Historical		NA	NA		NA	NA		NA	NA
SVOC	SOM01.2	Phenanthrene	00085-01-8	YPSS12	10/21/2011 0:00	0	0	1.2		mg/kg	J		Historical		NA	NA		NA	NA		NA	NA
SVOC	SOM01.2	Phenanthrene	00085-01-8	YPSS13	10/21/2011 0:00	0	0	1.9		mg/kg	J		Historical		NA	NA		NA	NA		NA	NA
SVOC	SOM01.2	Phenanthrene	00085-01-8	YPSS14	10/21/2011 0:00	0	0	0.086		mg/kg	J		Historical		NA	NA		NA	NA		NA	NA
SVOC	SOM01.2	Phenanthrene	00085-01-8	YPSS15	10/21/2011 0:00	0	0		3.8	mg/kg	U		Historical		NA	NA		NA	NA		NA	NA
SVOC	SOM01.2	Phenanthrene	00085-01-8	YPSS16	10/21/2011 0:00	0	0	0.15		mg/kg	J		Historical		NA	NA		NA	NA		NA	NA
SVOC	SOM01.2	Phenanthrene	00085-01-8	YPSS19	10/21/2011 0:00	0	0	7.9		mg/kg			Historical		NA	NA		NA	NA		NA	NA
SVOC	SW 8270C	Butylbenzylphthalate	00085-68-7	LYMW09 (1-2 ft)	1/15/2014 15:00	1	2		0.24	mg/kg	U		280-51290-1	384.667	ALL ND	NO	260	ND	NO	910	NA	NA
SVOC	SW 8270C	Butylbenzylphthalate	00085-68-7	LYMW10 (1-2 ft)	1/15/2014 11:00	1	2		0.45	mg/kg	U		280-51290-1	384.667	ALL ND	NO	260	ND	NO	910	NA	NA
SVOC	SW 8270C	Butylbenzylphthalate	00085-68-7	LYMW11 (1-2 ft)	1/15/2014 10:00	1	2	0.35		mg/kg			280-51290-1	384.667	NO	ALL DETECT	260	NO	ALL DETECT	910	NA	NA
SVOC	SW 8270C	Butylbenzylphthalate	00085-68-7	LYMW12 (1-2 ft)	1/15/2014 16:00	1	2		0.047	mg/kg	U		280-51290-1	384.667	ALL ND	NO	260	ND	NO	910	NA	NA
SVOC	SW 8270C	Butylbenzylphthalate	00085-68-7	LYMW13 (1-2 ft)	1/15/2014 9:00	1	2		0.046	mg/kg	U		280-51290-1	384.667	ALL ND	NO	260	ND	NO	910	NA	NA
SVOC	SW 8270C	Butylbenzylphthalate	00085-68-7	LYMW14 (1-2 ft)	1/15/2014 13:00	1	2		0.049	mg/kg	U		280-51290-1	384.667	ALL ND	NO	260	ND	NO	910	NA	NA
SVOC	8270C	Butylbenzylphthalate	00085-68-7	LYSOA01	6/4/2012 0:00	0	0		0.38	mg/kg	U,V		Historical	384.667	ALL ND	NO	260	ND	NO	910	NA	NA
SVOC	8270C	Butylbenzylphthalate	00085-68-7	LYSOA02	6/4/2012 0:00	0	0		0.77	mg/kg	U,V		Historical	384.667	ALL ND	NO	260	ND	NO	910	NA	NA
SVOC	8270C	Butylbenzylphthalate	00085-68-7	LYSOA03	6/4/2012 0:00	0	0		0.77	mg/kg	U,V		Historical	384.667	ALL ND	NO	260	ND	NO	910	NA	NA
SVOC	8270C	Butylbenzylphthalate	00085-68-7	LYSOA04	6/4/2012 0:00	0	0		0.74	mg/kg	U,V		Historical	384.667	ALL ND	NO	260	ND	NO	910	NA	NA
SVOC	8270C	Butylbenzylphthalate	00085-68-7	LYSOA05	6/4/2012 0:00	0	0		0.8	mg/kg	U,V		Historical	384.667	ALL ND	NO	260	ND	NO	910	NA	NA
SVOC	8270C	Butylbenzylphthalate	00085-68-7	LYSOB01	6/4/2012 0:00	0	0		0.73	mg/kg	U,V		Historical	384.667	ALL ND	NO	260	ND	NO	910	NA	NA
SVOC	8270C	Butylbenzylphthalate	00085-68-7	LYSOB02	6/4/2012 0:00	0	0		0.73	mg/kg	U,V		Historical	384.667	ALL ND	NO	260	ND	NO	910	NA	NA
SVOC	8270C	Butylbenzylphthalate	00085-68-7	LYSOB03	6/4/2012 0:00	0	0		0.73	mg/kg	U,V		Historical	384.667	ALL ND	NO	260	ND	NO	910	NA	NA
SVOC	8270C	Butylbenzylphthalate	00085-68-7	LYSOB04	6/4/2012 0:00	0	0		0.74	mg/kg	U,V		Historical	384.667	ALL ND	NO	260	ND	NO	910	NA	NA
SVOC	8270C	Butylbenzylphthalate	00085-68-7	LYSOB05	6/4/2012 0:00	0	0		0.74	mg/kg	U,V		Historical	384.667	ALL ND	NO	260	ND	NO	910	NA	NA
SVOC	8270C	Butylbenzylphthalate	00085-68-7	LYSOC01	6/4/2012 0:00	0	0		0.75	mg/kg	U,V		Historical	384.667	ALL ND	NO	260	ND	NO	910	NA	NA
SVOC	8270C	Butylbenzylphthalate	00085-68-7	LYSOC02	6/4/2012 0:00	0	0		0.76	mg/kg	U,V		Historical	384.667	ALL ND	NO	260	ND	NO	910	NA	NA
SVOC	8270C	Butylbenzylphthalate	00085-68-7	LYSOC03	6/4/2012 0:00	0	0		0.74	mg/kg	U,V		Historical	384.667	ALL ND	NO	260	ND	NO	910	NA	NA
SVOC	8270C	Butylbenzylphthalate	00085-68-7	LYSOC04	6/4/2012 0:00	0	0		0.73	mg/kg	U,V		Historical	384.667	ALL ND	NO	260	ND	NO	910	NA	NA
SVOC	8270C	Butylbenzylphthalate	00085-68-7	LYSOC05	6/4/2012 0:00	0	0		3.7	mg/kg	U		Historical	384.667	ALL ND	NO	260	ND	NO	910	NA	NA
SVOC	8270C	Butylbenzylphthalate	00085-68-7	LYSOD01	6/4/2012 0:00	0	0		0.74	mg/kg	U,V		Historical	384.667	ALL ND	NO	260	ND	NO	910	NA	NA
SVOC	8270C	Butylbenzylphthalate	00085-68-7	LYSOD02	6/4/2012 0:00	0	0		0.73	mg/kg	U,V		Historical	384.667	ALL ND	NO	260	ND	NO	910	NA	NA
SVOC	8270C	Butylbenzylphthalate	00085-68-7	LYSOD03	6/4/2012 0:00	0	0	1.1		mg/kg	J,V		Historical	384.667	NO	ALL DETECT	260	NO	ALL DETECT	910	NA	NA
SVOC	8270C	Butylbenzylphthalate	00085-68-7	LYSOD04	6/4/2012 0:00	0	0		0.75	mg/kg	U,V		Historical	384.667	ALL ND	NO	260	ND	NO	910	NA	NA
SVOC	8270C	Butylbenzylphthalate	00085-68-7	LYSOD05	6/4/2012 0:00	0	0		0.74	mg/kg	U,V		Historical	384.667	ALL ND	NO	260	ND	NO	910	NA	NA
SVOC	8270C	Butylbenzylphthalate	00085-68-7	LYSOE01	6/4/2012 0:00	0	0	0.73		mg/kg	U,V		Historical	384.667	NO	ALL DETECT	260	NO	ALL DETECT	910	NA	NA
SVOC	8270C	Butylbenzylphthalate	00085-68-7	LYSOE02	6/4/2012 0:00	0	0		0.75	mg/kg	U,V		Historical	384.667	ALL ND	NO	260	ND	NO	910	NA	NA
SVOC	8270C	Butylbenzylphthalate	00085-68-7	LYSOE03	6/4/2012 0:00	0	0		0.73	mg/kg	U,V		Historical	384.667	ALL ND	NO	260	ND	NO	910	NA	NA
SVOC	8270C	Butylbenzylphthalate	00085-68-7	LYSOE04	6/4/2012 0:00	0	0	0.9		mg/kg	J,V		Historical	384.667	NO	ALL DETECT	260	NO	ALL DETECT	910	NA	NA
SVOC	8270C	Butylbenzylphthalate	00085-68-7	LYSOE05	6/4/2012 0:00	0	0		0.77	mg/kg	U,V		Historical	384.667	ALL ND	NO	260	ND	NO	910	NA	NA
SVOC	8270C	Butylbenzylphthalate	00085-68-7	LYSOF01	6/4/2012 0:00	0	0		0.74	mg/kg	U,V		Historical	384.667	ALL ND	NO	260	ND	NO	910	NA	NA
SVOC	8270C	Butylbenzylphthalate	00085-68-7	LYSOF02	6/4/2012 0:00	0	0		0.74	mg/kg	U,V		Historical	384.667	ALL ND	NO	260	ND	NO	910	NA	NA
SVOC	8270C	Butylbenzylphthalate	00085-68-7	LYSOF03	6/4/2012 0:00	0	0		0.74	mg/kg	U,V		Historical	384.667	ALL ND	NO	260	ND	NO	910	NA	NA
SVOC	8270C	Butylbenzylphthalate	00085-68-7	LYSOF04	6/4/2012 0:00	0	0		0.73	mg/kg	U,V		Historical	384.667	ALL ND	NO	260	ND	NO	910	NA	NA
SVOC	8270C	Butylbenzylphthalate	00085-68-7	LYSOF05	6/4/2012 0:00	0	0		0.76	mg/kg	U,V		Historical	384.667	ALL ND	NO	260	ND	NO	910	NA	NA
SVOC	SOM01.2	Butylbenzylphthalate	00085-68-7	YPDS0111	10/21/2011 0:00	0	0	0.014		mg/kg	J		Historical	384.667	NO	ALL DETECT	260	NO	ALL DETECT	910	NA	NA
SVOC	SOM01.2	Butylbenzylphthalate	00085-68-7	YPDS0210	10/21/2011 0:00	0	0		0.19	mg/kg	U		Historical	384.667	ALL ND	NO	260	ND	NO	910	NA	NA
SVOC	SOM01.2	Butylbenzylphthalate	00085-68-7	YPDS0312	10/21/2011 0:00	0	0		3.6	mg/kg	U		Historical	384.667	ALL ND	NO	260	ND	NO	910	NA	NA
SVOC	SOM01.2	Butylbenzylphthalate	00085-68-7	YPDS0410	10/21/2011 0:00	0	0		3.8	mg/kg	U		Historical	384.667	ALL ND	NO	260	ND	NO	910	NA	NA
SVOC	SOM01.2	Butylbenzylphthalate	00085-68-7	YPDS0509	10/21/2011 0:00	0	0		0.19	mg/kg	U		Historical	384.667	ALL ND	NO	260	ND	NO	910	NA	NA
SVOC	SOM01.2	Butylbenzylphthalate	00085-68-7	YPDS0612	10/21/2011 0:00	0	0		3.9	mg/kg	U		Historical	384.667	ALL ND	NO	260	ND	NO	910	NA	NA
SVOC	SOM01.2	Butylbenzylphthalate	00085-68-7	YPDS0714	10/21/2011 0:00	0	0		0.19	mg/kg	U		Historical	384.667	ALL ND	NO	260	ND	NO	910	NA	NA
SVOC	SOM01.2	Butylbenzylphthalate	00085-68-7	YPDS0812	10/21/2011 0:00	0	0		0.19	mg/kg	U		Historical	384.667	ALL ND	NO	260	ND	NO	910	NA	NA
SVOC	SOM01.2	Butylbenzylphthalate	00085-68-7	YPDS0912	10/21/2011 0:00	0	0		0.19	mg/kg	U		Historical	384.667	ALL ND	NO	260	ND	NO	910	NA	NA
SVOC	SOM01.2	Butylbenzylphthalate	00085-68-7	YPDS1012	10/21/2011 0:00	0	0		3.8	mg/kg	U		Historical	384.667	ALL ND	NO	260	ND	NO	910	NA	NA
SVOC	SOM01.2	Butylbenzylphthalate	00085-68-7	YPDS1111	10/21/2011 0:00	0	0	0.02		mg/kg	J		Historical	384.667	NO	ALL DETECT	260	NO	ALL DETECT	910	NA	NA
SVOC	SOM01.2	Butylbenzylphthalate	00085-68-7	YPDS1212	10/21/2011 0:00	0	0		0.19	mg/kg	U		Historical	384.667	ALL ND	NO	260	ND	NO	910	NA	NA
SVOC	SOM01.2	Butylbenzylphthalate	00085-68-7	YPDS1312	10/21/2011 0:00	0	0		0.21	mg/kg	U		Historical	384.667	ALL ND	NO	260	ND	NO	910	NA	NA
SVOC	SOM01.2	Butylbenzylphthalate	00085-68-7	YPDS1408	10/21/2011 0:00	0	0		3.8	mg/kg	U		Historical	384.667	ALL ND	NO	260	ND	NO	910	NA	NA
SVOC	SOM01.2	Butylbenzylphthalate	00085-68-7	YPDS1512	10/21/2011 0:00	0	0		0.23	mg/kg	U		Historical	384.667	ALL ND	NO	260	ND	NO	910	NA	NA
SVOC	SOM01.2	Butylbenzylphthalate	00085-68-7	YPDS1612	10/21/2011 0:00	0	0		0.19	mg/kg	U		Historical	384.667	ALL ND	NO	260	ND	NO	910	NA	NA
SVOC	SOM01.2	Butylbenzylphthalate	00085-68-7	YPSS01	10/21/2011 0:00	0	0		0.91	mg/kg			Historical	384.667	ALL ND	NO	260	ND	NO	910	NA	NA
SVOC	SOM01.2	Butylbenzylphthalate	00085-68-7	YPSS02	10/21/2011 0:00	0	0		0.96	mg/kg			Historical	384.667	ALL ND	NO	260	ND	NO	910	NA	NA
SVOC	SOM01.2	Butylbenzylphthalate	00085-68-7	YPSS03	10/21/2011 0:00	0	0		5.9	mg/kg			Historical	384.667	ALL ND	NO	260	ND	NO	910	NA	NA
SVOC	SOM01.2	Butylbenzylphthalate	00085-68-7	YPSS04	10/21/2011 0:00	0	0		3.8	mg/kg	U		Historical	384.667	ALL ND	NO	260	ND	NO	910	NA	NA
SVOC	SOM01.2	Butylbenzylphthalate	00085-68-7	YPSS05	10/21/2011 0:00	0	0		3.6	mg/kg	U		Historical	384.667	ALL ND	NO	260	ND	NO	910	NA	NA
SVOC	SOM01.2	Butylbenzylphthalate	00085-68-7	YPSS06	10/21/2011 0:00	0	0		1.8	mg/kg	U		Historical	384.667	ALL ND	NO	260	ND	NO	910	NA	NA
SVOC	SOM01.2	Butylbenzylphthalate	00085-68-7	YPSS07	10/21/2011 0:00	0	0		1.8	mg/kg	U		Historical	384.667	ALL ND	NO	260	ND	NO	910	NA	NA
SVOC	SOM01.2	Butylbenzylphthalate	00085-68-7	YPSS08	10/21/2011 0:00	0	0		4.4	mg/kg	U		Historical	384.667	ALL ND	NO	260	ND	NO	910	NA	NA
SVOC	SOM01.2	Butylbenzylphthalate	00085-68-7	YPSS09	10/21/2011 0:00	0	0		4.6	mg/kg	U		Historical	384.667	ALL ND	NO	260	ND	NO	910	NA	NA
SVOC	SOM01.2	Butylbenzylphthalate	00085-68-7	YPSS10	10/21/2011 0:00	0	0		5.3	mg/kg	U		Historical	384.667	ALL ND	NO	260	ND	NO	910	NA	NA
SVOC	SOM01.2	Butylbenzylphthalate	00085-68-7	YPSS11	10/21/2011 0:00	0	0		3.8	mg/kg	U		Historical	384.667	ALL ND	NO	260	ND	NO	910	NA	NA
SVOC	SOM01.2	Butylbenzylphthalate	00085-68-7	YPSS12	10/21/2011 0:00	0	0		3.5	mg/kg	U		Historical	384.667	ALL ND	NO	260	ND	NO	910	NA	NA
SVOC	SOM01.2	Butylbenzylphthalate	00085-68-7	YPSS13	10/21/2011 0:00	0	0		3.6	mg/kg	U		Historical	384.667	ALL ND	NO	260	ND	NO	910	NA	NA
SVOC	SOM01.2	Butylbenzylphthalate	00085-68-7	YPSS14	10/21/2011 0:00	0	0	0.064		mg/kg	J		Historical	384.667	NO	ALL DETECT	260	NO	ALL DETECT	910	NA	NA
SVOC	SOM01.2	Butylbenzylphthalate	00085-68-7	YPSS15	10/21/2011 0:00	0	0	0.25		mg/kg	J		Historical	384.667	NO	ALL DETECT	260	NO	ALL DETECT	910	NA	NA
SVOC	SOM01.2	Butylbenzylphthalate	00085-68-7	YPSS16	10/21/2011 0:00	0	0		1.9	mg/kg	U		Historical	384.667	ALL ND	NO	260	ND	NO	910	NA	NA
SVOC	SOM01.2	Butylbenzylphthalate	00085-68-7	YPSS19	10/21/2011 0:00	0	0		5.2	mg/kg	U		Historical	384.667	ALL ND	NO	260	ND	NO	910	NA	NA
SVOC	SW 8270C	N-Nitrosodiphenylamine	00086-30-6	LYMW09 (1-2 ft)	1/15/2014 15:00	1	2		0.12	mg/kg	U		280-51290-1	0.0273	ALL ND	YES	99	ND	NO	350	ND	NO
SVOC	SW 8270C	N-Nitrosodiphenylamine	00086-30-6	LYMW10 (1-2 ft)	1/15/2014 11:00	1	2		0.22	mg/kg	U		280-51290-1	0.0273	ALL ND	YES	99	ND	NO	350	ND	NO
SVOC	SW 8270C	N-Nitrosodiphenylamine	00086-30-6	LYMW11 (1-2 ft)	1/15/2014 10:00	1	2		0.022	mg/kg	U		280-51290-1	0.0273	ALL ND	NO	99	ND	NO	350	ND	NO
SVOC	SW 8270C	N-Nitrosodiphenylamine	00086-30-6	LYMW12 (1-2 ft)	1/15/2014 16:00	1	2		0.023	mg/kg	U		280-51290-1	0.0273	ALL ND	NO	99	ND	NO	350	ND	NO
SVOC	SW 8270C	N-Nitrosodiphenylamine	00086-30-6	LYMW13 (1-2 ft)	1/15/2014 9:00	1	2		0.023	mg/kg	U		280-51290-1	0.0273	ALL ND	NO	99	ND	NO	350	ND	NO
SVOC	SW 8270C	N-Nitrosodiphenylamine	00086-30-6	LYMW14 (1-2 ft)	1/15/2014 13:00	1	2		0.024	mg/kg	U		280-51290-1	0.0273	ALL ND	NO	99	ND	NO	350	ND	NO
SVOC	SW 8270C-SIM	Fluorene	00086-73-7	LYMW09 (1-2 ft)	1/15/2014 15:00	1	2	0.08		mg/kg			280-51290-1	18.667	NO	ALL DETECT	2,300	NO	ALL DETECT	2200	NA	NA
SVOC	SW 8270C-SIM	Fluorene	00086-73-7	LYMW10 (1-2 ft)	1/15/2014 11:00	1	2	0.085		mg/kg			280-51290-1	18.667	NO	ALL DETECT	2,300	NO	ALL DETECT	2200	NA	NA
SVOC	SW 8270C-SIM	Fluorene	00086-73-7	LYMW11 (1-2 ft)	1/15/2014 10:00	1	2	0.0032		mg/kg	J	J	280-51290-1	18.667	NO	ALL DETECT	2,300	NO	ALL DETECT	2200	NA	NA
SVOC	SW 8270C-SIM	Fluorene	00086-73-7	LYMW12 (1-2 ft)	1/15/2014 16:00	1	2		0.00051	mg/kg	U		280-51290-1	18.667	ALL ND	NO	2,300	ND	NO	2200	NA	NA
SVOC	SW 8270C-SIM	Fluorene	00086-73-7	LYMW13 (1-2 ft)	1/15/2014 9:00	1	2	0.00095		mg/kg	J	J	280-51290-1	18.667	NO	ALL DETECT	2,300	NO	ALL DETECT	2200	NA	NA
SVOC	SW 8270C-SIM	Fluorene	00086-73-7	LYMW14 (1-2 ft)	1/15/2014 13:00	1	2		0.00054	mg/kg	U		280-51290-1	18.667	ALL ND	NO	2,300	ND	NO	2200	NA	NA
SVOC	8270C	Fluorene	00086-73-7	LYSOA01	6/4/2012 0:00	0	0	0.0073		mg/kg	J,V		Historical	18.667	NO	ALL DETECT	2,300	NO	ALL DETECT	2200	NA	NA
SVOC	8270C	Fluorene	00086-73-7	LYSOA02	6/4/2012 0:00	0	0	0.013		mg/kg	J,V		Historical	18.667	NO	ALL DETECT	2,300	NO	ALL DETECT	2200	NA	NA
SVOC	8270C	Fluorene	00086-73-7	LYSOA03	6/4/2012 0:00	0	0	0.0063		mg/kg	J,V		Historical	18.667	NO	ALL DETECT	2,300	NO	ALL DETECT	2200	NA	NA
SVOC	8270C	Fluorene	00086-73-7	LYSOA04	6/4/2012 0:00	0	0	0.02		mg/kg	V		Historical	18.667	NO	ALL DETECT	2,300	NO	ALL DETECT	2200	NA	NA
SVOC	8270C	Fluorene	00086-73-7	LYSOA05	6/4/2012 0:00	0	0	0.0077		mg/kg	J,V		Historical	18.667	NO	ALL DETECT	2,300	NO	ALL DETECT	2200	NA	NA
SVOC	8270C	Fluorene	00086-73-7	LYSOB01	6/4/2012 0:00	0	0	0.009		mg/kg	J,V		Historical	18.667	NO	ALL DETECT	2,300	NO	ALL DETECT	2200	NA	NA

TABLE 3-6A. SURFACE SOIL POINT-BY-POINT CONSTITUENT OF CONCERN (COC) SCREEN
WYOMING DEPARTMENT OF ENVIRONMENTAL QUALITY, LARAMIE FORMER YTTRIUM PLANT, LARAMIE, WYOMING

CATEGORY	METHOD	ANALYTE	TRI-CAS	SAMPLE_ID	DATE TIME SAMPLED	SAMPLE START DEPTH	SAMPLE END DEPTH	DETECTED RESULTS	NON-DETECTED (METHOD DETECTION LIMIT (MDL))	UNITS	LAB QUALIFIER	DATA VALIDATION REVIEWER QUALIFIER	LABORATORY DATA SET NUMBER	MIGRATION TO GROUNDWATER - FACT SHEET #12 (mg/kg)	IS DETECT VALUE > SCREENING LEVEL	IS MDL > SCREENING LEVEL	RESIDENTIAL SOIL SCREENING VALUES - FACT SHEET #12 (mg/kg)	IS DETECT VALUE > SCREENING LEVEL	IS MDL > SCREENING LEVEL	INDUSTRIAL SCREENING VALUES - EPA RSL (mg/kg)	IS DETECT VALUE > SCREENING LEVEL	IS MDL > SCREENING LEVEL
SVOC	8270C	Fluorene	00086-73-7	LYSOB02	6/4/2012 0:00	0	0		0.005	mg/kg	U,V		Historical	18.667	ALL ND	NO	2,300	ND	NO	2200	NA	NA
SVOC	8270C	Fluorene	00086-73-7	LYSOB03	6/4/2012 0:00	0	0	0.007		mg/kg	J,V		Historical	18.667	NO	ALL DETECT	2,300	NO	ALL DETECT	2200	NA	NA
SVOC	8270C	Fluorene	00086-73-7	LYSOB04	6/4/2012 0:00	0	0	0.016		mg/kg	J,V		Historical	18.667	NO	ALL DETECT	2,300	NO	ALL DETECT	2200	NA	NA
SVOC	8270C	Fluorene	00086-73-7	LYSOB05	6/4/2012 0:00	0	0		0.005	mg/kg	U,V		Historical	18.667	ALL ND	NO	2,300	ND	NO	2200	NA	NA
SVOC	8270C	Fluorene	00086-73-7	LYSOC01	6/4/2012 0:00	0	0		0.0051	mg/kg	U,V		Historical	18.667	ALL ND	NO	2,300	ND	NO	2200	NA	NA
SVOC	8270C	Fluorene	00086-73-7	LYSOC02	6/4/2012 0:00	0	0		0.0052	mg/kg	U,V		Historical	18.667	ALL ND	NO	2,300	ND	NO	2200	NA	NA
SVOC	8270C	Fluorene	00086-73-7	LYSOC03	6/4/2012 0:00	0	0	0.01		mg/kg	J,V		Historical	18.667	NO	ALL DETECT	2,300	NO	ALL DETECT	2200	NA	NA
SVOC	8270C	Fluorene	00086-73-7	LYSOC04	6/4/2012 0:00	0	0	0.081		mg/kg	V		Historical	18.667	NO	ALL DETECT	2,300	NO	ALL DETECT	2200	NA	NA
SVOC	8270C	Fluorene	00086-73-7	LYSOC05	6/4/2012 0:00	0	0	0.11		mg/kg			Historical	18.667	NO	ALL DETECT	2,300	NO	ALL DETECT	2200	NA	NA
SVOC	8270C	Fluorene	00086-73-7	LYSOD01	6/4/2012 0:00	0	0		0.0051	mg/kg	U,V		Historical	18.667	ALL ND	NO	2,300	ND	NO	2200	NA	NA
SVOC	8270C	Fluorene	00086-73-7	LYSOD02	6/4/2012 0:00	0	0		0.005	mg/kg	U,V		Historical	18.667	ALL ND	NO	2,300	ND	NO	2200	NA	NA
SVOC	8270C	Fluorene	00086-73-7	LYSOD03	6/4/2012 0:00	0	0		0.0051	mg/kg	U,V		Historical	18.667	ALL ND	NO	2,300	ND	NO	2200	NA	NA
SVOC	8270C	Fluorene	00086-73-7	LYSOD04	6/4/2012 0:00	0	0	0.0051		mg/kg	J,V		Historical	18.667	NO	ALL DETECT	2,300	NO	ALL DETECT	2200	NA	NA
SVOC	8270C	Fluorene	00086-73-7	LYSOD05	6/4/2012 0:00	0	0		0.0051	mg/kg	U,V		Historical	18.667	ALL ND	NO	2,300	ND	NO	2200	NA	NA
SVOC	8270C	Fluorene	00086-73-7	LYSOE01	6/4/2012 0:00	0	0		0.005	mg/kg	U,V		Historical	18.667	ALL ND	NO	2,300	ND	NO	2200	NA	NA
SVOC	8270C	Fluorene	00086-73-7	LYSOE02	6/4/2012 0:00	0	0	0.021		mg/kg	V		Historical	18.667	NO	ALL DETECT	2,300	NO	ALL DETECT	2200	NA	NA
SVOC	8270C	Fluorene	00086-73-7	LYSOE03	6/4/2012 0:00	0	0	0.012		mg/kg	J,V		Historical	18.667	NO	ALL DETECT	2,300	NO	ALL DETECT	2200	NA	NA
SVOC	8270C	Fluorene	00086-73-7	LYSOE04	6/4/2012 0:00	0	0	0.15		mg/kg	V		Historical	18.667	NO	ALL DETECT	2,300	NO	ALL DETECT	2200	NA	NA
SVOC	8270C	Fluorene	00086-73-7	LYSOE05	6/4/2012 0:00	0	0	0.0074		mg/kg	J,V		Historical	18.667	NO	ALL DETECT	2,300	NO	ALL DETECT	2200	NA	NA
SVOC	8270C	Fluorene	00086-73-7	LYSOF01	6/4/2012 0:00	0	0		0.0051	mg/kg	U,V		Historical	18.667	ALL ND	NO	2,300	ND	NO	2200	NA	NA
SVOC	8270C	Fluorene	00086-73-7	LYSOF02	6/4/2012 0:00	0	0		0.005	mg/kg	U,V		Historical	18.667	ALL ND	NO	2,300	ND	NO	2200	NA	NA
SVOC	8270C	Fluorene	00086-73-7	LYSOF03	6/4/2012 0:00	0	0		0.0051	mg/kg	U,V		Historical	18.667	ALL ND	NO	2,300	ND	NO	2200	NA	NA
SVOC	8270C	Fluorene	00086-73-7	LYSOF04	6/4/2012 0:00	0	0		0.005	mg/kg	U,V		Historical	18.667	ALL ND	NO	2,300	ND	NO	2200	NA	NA
SVOC	8270C	Fluorene	00086-73-7	LYSOF05	6/4/2012 0:00	0	0		0.0052	mg/kg	U,V		Historical	18.667	ALL ND	NO	2,300	ND	NO	2200	NA	NA
SVOC	SOM01.2	Fluorene	00086-73-7	YPDS0111	10/21/2011 0:00	0	0		0.19	mg/kg	U		Historical	18.667	ALL ND	NO	2,300	ND	NO	2200	NA	NA
SVOC	SOM01.2	Fluorene	00086-73-7	YPDS0210	10/21/2011 0:00	0	0		0.19	mg/kg	U		Historical	18.667	ALL ND	NO	2,300	ND	NO	2200	NA	NA
SVOC	SOM01.2	Fluorene	00086-73-7	YPDS0312	10/21/2011 0:00	0	0	0.16		mg/kg	J		Historical	18.667	NO	ALL DETECT	2,300	NO	ALL DETECT	2200	NA	NA
SVOC	SOM01.2	Fluorene	00086-73-7	YPDS0410	10/21/2011 0:00	0	0		3.8	mg/kg	U		Historical	18.667	ALL ND	NO	2,300	ND	NO	2200	NA	NA
SVOC	SOM01.2	Fluorene	00086-73-7	YPDS0509	10/21/2011 0:00	0	0	0.23		mg/kg			Historical	18.667	NO	ALL DETECT	2,300	NO	ALL DETECT	2200	NA	NA
SVOC	SOM01.2	Fluorene	00086-73-7	YPDS0612	10/21/2011 0:00	0	0	0.27		mg/kg	J		Historical	18.667	NO	ALL DETECT	2,300	NO	ALL DETECT	2200	NA	NA
SVOC	SOM01.2	Fluorene	00086-73-7	YPDS0714	10/21/2011 0:00	0	0		0.19	mg/kg	U		Historical	18.667	ALL ND	NO	2,300	ND	NO	2200	NA	NA
SVOC	SOM01.2	Fluorene	00086-73-7	YPDS0812	10/21/2011 0:00	0	0		0.19	mg/kg	U		Historical	18.667	ALL ND	NO	2,300	ND	NO	2200	NA	NA
SVOC	SOM01.2	Fluorene	00086-73-7	YPDS0912	10/21/2011 0:00	0	0		0.19	mg/kg	U		Historical	18.667	ALL ND	NO	2,300	ND	NO	2200	NA	NA
SVOC	SOM01.2	Fluorene	00086-73-7	YPDS1012	10/21/2011 0:00	0	0		3.8	mg/kg	U		Historical	18.667	ALL ND	NO	2,300	ND	NO	2200	NA	NA
SVOC	SOM01.2	Fluorene	00086-73-7	YPDS1111	10/21/2011 0:00	0	0	0.011		mg/kg	J		Historical	18.667	NO	ALL DETECT	2,300	NO	ALL DETECT	2200	NA	NA
SVOC	SOM01.2	Fluorene	00086-73-7	YPDS1212	10/21/2011 0:00	0	0		0.19	mg/kg	U		Historical	18.667	ALL ND	NO	2,300	ND	NO	2200	NA	NA
SVOC	SOM01.2	Fluorene	00086-73-7	YPDS1312	10/21/2011 0:00	0	0		0.21	mg/kg	U		Historical	18.667	ALL ND	NO	2,300	ND	NO	2200	NA	NA
SVOC	SOM01.2	Fluorene	00086-73-7	YPDS1408	10/21/2011 0:00	0	0		3.8	mg/kg	U		Historical	18.667	ALL ND	NO	2,300	ND	NO	2200	NA	NA
SVOC	SOM01.2	Fluorene	00086-73-7	YPDS1512	10/21/2011 0:00	0	0		0.23	mg/kg	U		Historical	18.667	ALL ND	NO	2,300	ND	NO	2200	NA	NA
SVOC	SOM01.2	Fluorene	00086-73-7	YPDS1612	10/21/2011 0:00	0	0		0.19	mg/kg	U		Historical	18.667	ALL ND	NO	2,300	ND	NO	2200	NA	NA
SVOC	SOM01.2	Fluorene	00086-73-7	YPSS01	10/21/2011 0:00	0	0		0.91	mg/kg	J		Historical	18.667	ALL ND	NO	2,300	ND	NO	2200	NA	NA
SVOC	SOM01.2	Fluorene	00086-73-7	YPSS02	10/21/2011 0:00	0	0		0.96	mg/kg			Historical	18.667	ALL ND	NO	2,300	ND	NO	2200	NA	NA
SVOC	SOM01.2	Fluorene	00086-73-7	YPSS03	10/21/2011 0:00	0	0		5.9	mg/kg			Historical	18.667	ALL ND	NO	2,300	ND	NO	2200	NA	NA
SVOC	SOM01.2	Fluorene	00086-73-7	YPSS04	10/21/2011 0:00	0	0		3.8	mg/kg	U		Historical	18.667	ALL ND	NO	2,300	ND	NO	2200	NA	NA
SVOC	SOM01.2	Fluorene	00086-73-7	YPSS05	10/21/2011 0:00	0	0		3.6	mg/kg	U		Historical	18.667	ALL ND	NO	2,300	ND	NO	2200	NA	NA
SVOC	SOM01.2	Fluorene	00086-73-7	YPSS06	10/21/2011 0:00	0	0		1.8	mg/kg	U		Historical	18.667	ALL ND	NO	2,300	ND	NO	2200	NA	NA
SVOC	SOM01.2	Fluorene	00086-73-7	YPSS07	10/21/2011 0:00	0	0		1.8	mg/kg	U		Historical	18.667	ALL ND	NO	2,300	ND	NO	2200	NA	NA
SVOC	SOM01.2	Fluorene	00086-73-7	YPSS08	10/21/2011 0:00	0	0		4.4	mg/kg	U		Historical	18.667	ALL ND	NO	2,300	ND	NO	2200	NA	NA
SVOC	SOM01.2	Fluorene	00086-73-7	YPSS09	10/21/2011 0:00	0	0		4.6	mg/kg	U		Historical	18.667	ALL ND	NO	2,300	ND	NO	2200	NA	NA
SVOC	SOM01.2	Fluorene	00086-73-7	YPSS10	10/21/2011 0:00	0	0		5.3	mg/kg	U		Historical	18.667	ALL ND	NO	2,300	ND	NO	2200	NA	NA
SVOC	SOM01.2	Fluorene	00086-73-7	YPSS11	10/21/2011 0:00	0	0		3.8	mg/kg	U		Historical	18.667	ALL ND	NO	2,300	ND	NO	2200	NA	NA
SVOC	SOM01.2	Fluorene	00086-73-7	YPSS12	10/21/2011 0:00	0	0		3.5	mg/kg	U		Historical	18.667	ALL ND	NO	2,300	ND	NO	2200	NA	NA
SVOC	SOM01.2	Fluorene	00086-73-7	YPSS13	10/21/2011 0:00	0	0		3.6	mg/kg	U		Historical	18.667	ALL ND	NO	2,300	ND	NO	2200	NA	NA
SVOC	SOM01.2	Fluorene	00086-73-7	YPSS14	10/21/2011 0:00	0	0		0.9	mg/kg	U		Historical	18.667	ALL ND	NO	2,300	ND	NO	2200	NA	NA
SVOC	SOM01.2	Fluorene	00086-73-7	YPSS15	10/21/2011 0:00	0	0		3.8	mg/kg	U		Historical	18.667	ALL ND	NO	2,300	ND	NO	2200	NA	NA
SVOC	SOM01.2	Fluorene	00086-73-7	YPSS16	10/21/2011 0:00	0	0		1.9	mg/kg	U		Historical	18.667	ALL ND	NO	2,300	ND	NO	2200	NA	NA
SVOC	SOM01.2	Fluorene	00086-73-7	YPSS19	10/21/2011 0:00	0	0	0.22		mg/kg	J		Historical	18.667	NO	ALL DETECT	2,300	NO	ALL DETECT	2200	NA	NA
SVOC	SW 8270C	Carbazole	00086-74-8	LYMW09 (1-2 ft)	1/15/2014 15:00	1	2		0.2	mg/kg	U		280-51290-1		NA	NA		NA	NA		NA	NA
SVOC	SW 8270C	Carbazole	00086-74-8	LYMW10 (1-2 ft)	1/15/2014 11:00	1	2		0.38	mg/kg	U	UJ	280-51290-1		NA	NA		NA	NA		NA	NA
SVOC	SW 8270C	Carbazole	00086-74-8	LYMW11 (1-2 ft)	1/15/2014 10:00	1	2		0.037	mg/kg	U		280-51290-1		NA	NA		NA	NA		NA	NA
SVOC	SW 8270C	Carbazole	00086-74-8	LYMW12 (1-2 ft)	1/15/2014 16:00	1	2		0.039	mg/kg	U		280-51290-1		NA	NA		NA	NA		NA	NA
SVOC	SW 8270C	Carbazole	00086-74-8	LYMW13 (1-2 ft)	1/15/2014 9:00	1	2		0.039	mg/kg	U		280-51290-1		NA	NA		NA	NA		NA	NA
SVOC	SW 8270C	Carbazole	00086-74-8	LYMW14 (1-2 ft)	1/15/2014 13:00	1	2		0.041	mg/kg	U		280-51290-1		NA	NA		NA	NA		NA	NA
SVOC	8270C	Carbazole	00086-74-8	LYSOA01	6/4/2012 0:00	0	0		0.15	mg/kg	U,V		Historical		NA	NA		NA	NA		NA	NA
SVOC	8270C	Carbazole	00086-74-8	LYSOA02	6/4/2012 0:00	0	0		0.3	mg/kg	U,V		Historical		NA	NA		NA	NA		NA	NA
SVOC	8270C	Carbazole	00086-74-8	LYSOA03	6/4/2012 0:00	0	0		0.3	mg/kg	U,V		Historical		NA	NA		NA	NA		NA	NA
SVOC	8270C	Carbazole	00086-74-8	LYSOA04	6/4/2012 0:00	0	0		0.28	mg/kg	U,V		Historical		NA	NA		NA	NA		NA	NA
SVOC	8270C	Carbazole	00086-74-8	LYSOA05	6/4/2012 0:00	0	0		0.31	mg/kg	U,V		Historical		NA	NA		NA	NA		NA	NA
SVOC	8270C	Carbazole	00086-74-8	LYSOB01	6/4/2012 0:00	0	0		0.28	mg/kg	U,V		Historical		NA	NA		NA	NA		NA	NA
SVOC	8270C	Carbazole	00086-74-8	LYSOB02	6/4/2012 0:00	0	0		0.28	mg/kg	U,V		Historical		NA	NA		NA	NA		NA	NA
SVOC	8270C	Carbazole	00086-74-8	LYSOB03	6/4/2012 0:00	0	0		0.28	mg/kg	U,V		Historical		NA	NA		NA	NA		NA	NA
SVOC	8270C	Carbazole	00086-74-8	LYSOB04	6/4/2012 0:00	0	0		0.28	mg/kg	U,V		Historical		NA	NA		NA	NA		NA	NA
SVOC	8270C	Carbazole	00086-74-8	LYSOB05	6/4/2012 0:00	0	0		0.28	mg/kg	U,V		Historical		NA	NA		NA	NA		NA	NA
SVOC	8270C	Carbazole	00086-74-8	LYSOC01	6/4/2012 0:00	0	0		0.29	mg/kg	U,V		Historical		NA	NA		NA	NA		NA	NA
SVOC	8270C	Carbazole	00086-74-8	LYSOC02	6/4/2012 0:00	0	0		0.29	mg/kg	U,V		Historical		NA	NA		NA	NA		NA	NA
SVOC	8270C	Carbazole	00086-74-8	LYSOC03	6/4/2012 0:00	0	0		0.28	mg/kg	U,V		Historical		NA	NA		NA	NA		NA	NA
SVOC	8270C	Carbazole	00086-74-8	LYSOC04	6/4/2012 0:00	0	0		0.28	mg/kg	U,V		Historical		NA	NA		NA	NA		NA	NA
SVOC	8270C	Carbazole	00086-74-8	LYSOC05	6/4/2012 0:00	0	0		1.4	mg/kg	U,Y		Historical		NA	NA		NA	NA		NA	NA
SVOC	8270C	Carbazole	00086-74-8	LYSOD01	6/4/2012 0:00	0	0		0.28	mg/kg	U,V		Historical		NA	NA		NA	NA		NA	NA
SVOC	8270C	Carbazole	00086-74-8	LYSOD02	6/4/2012 0:00	0	0		0.28	mg/kg	U,V		Historical		NA	NA		NA	NA		NA	NA
SVOC	8270C	Carbazole	00086-74-8	LYSOD03	6/4/2012 0:00	0	0		0.28	mg/kg	U,V		Historical		NA	NA		NA	NA		NA	NA
SVOC	8270C	Carbazole	00086-74-8	LYSOD04	6/4/2012 0:00	0	0		0.29	mg/kg	U,V		Historical		NA	NA		NA	NA		NA	NA
SVOC	8270C	Carbazole	00086-74-8	LYSOD05	6/4/2012 0:00	0	0		0.29	mg/kg	U,V		Historical		NA	NA		NA	NA		NA	NA
SVOC	8270C	Carbazole	00086-74-8	LYSOE01	6/4/2012 0:00	0	0		0.28	mg/kg	U,V		Historical		NA	NA		NA	NA		NA	NA
SVOC	8270C	Carbazole	00086-74-8	LYSOE02	6/4/2012 0:00	0	0		0.29	mg/kg	U,V		Historical		NA	NA		NA	NA		NA	NA
SVOC	8270C	Carbazole	00086-74-8	LYSOE03	6/4/2012 0:00	0	0		0.28	mg/kg	U,V		Historical		NA	NA		NA	NA		NA	NA
SVOC	8270C	Carbazole	00086-74-8	LYSOE04	6/4/2012 0:00	0	0	0.31		mg/kg	J,V		Historical		NA	NA		NA	NA		NA	NA
SVOC	8270C	Carbazole	00086-74-8	LYSOE05	6/4/2012 0:00	0	0		0.3	mg/kg	U,V		Historical		NA	NA		NA	NA		NA	NA
SVOC	8270C	Carbazole	00086-74-8	LYSOF01	6/4/2012 0:00	0	0		0.28	mg/kg	U,V		Historical		NA	NA		NA	NA		NA	NA
SVOC	8270C	Carbazole	00086-74-8	LYSOF02	6/4/2012 0:00	0	0		0.28	mg/kg	U,V		Historical		NA	NA		NA	NA		NA	NA
SVOC	8270C	Carbazole	00086-74-8	LYSOF03	6/4/2012 0:00	0	0		0.28	mg/kg	U,V		Historical		NA	NA		NA	NA		NA	NA
SVOC	8270C	Carbazole	00086-74-8	LYSOF04	6/4/2012 0:00	0	0		0.28	mg/kg	U,V		Historical		NA	NA		NA	NA		NA	NA
SVOC	8270C	Carbazole	00086-74-8	LYSOF05	6/4/2012 0:00	0	0		0.29	mg/kg	U,V		Historical		NA	NA		NA	NA		NA	NA
SVOC	SW 8270C	Hexachlorobutadiene	00087-68-3	LYMW09 (1-2 ft)	1/15/2014 15:00	1	2		0.055	mg/kg	U		280-51290-1	0.062	ALL ND	NO	6.2	ND	NO	22	ND	NO
SVOC	SW 8270C	Hexachlorobutadiene	00087-68-3	LYMW10 (1-2 ft)	1/15/2014 11:00	1	2		0.1	mg/kg	U		280-51290-1	0.062	ALL ND	YES	6.2	ND	NO	22	ND	NO
SVOC	SW 8270C	Hexachlorobutadiene	00087-68-3	LYMW11 (1-2 ft)	1/15/2014 10:00	1	2		0.01	mg/kg	U		280-51290-1	0.062	ALL ND	NO	6.2	ND	NO	22	ND	NO
SVOC	SW 8270C	Hexachlorobutadiene	00087-68-3	LYMW12 (1-2 ft)	1/15/2014 16:00	1	2		0.011	mg/kg	U		280-51290-1	0.062	ALL ND	NO	6.2	ND	NO	22	ND	NO
SVOC	SW 8270C	Hexachlorobutadiene	00087-68-3	LYMW13 (1-2 ft)	1/15/2014 9:00	1	2		0.011	mg/kg	U		280-51290-1	0.062	ALL ND	NO	6.2	ND	NO	22	ND	NO
SVOC	SW 8270C	Hexachlorobutadiene	00087-68-3	LYMW14 (1-2 ft)	1/15/2014 13:00	1	2		0.011	mg/kg	U		280-51290-1	0.062	ALL ND	NO	6.2	ND	NO	22	ND	NO

TABLE 3-6A. SURFACE SOIL POINT-BY-POINT CONSTITUENT OF CONCERN (COC) SCREEN
WYOMING DEPARTMENT OF ENVIRONMENTAL QUALITY, LARAMIE FORMER YTTRIUM PLANT, LARAMIE, WYOMING

CATEGORY	METHOD	ANALYTE	TRI-CAS	SAMPLE_ID	DATE TIME SAMPLED	SAMPLE START DEPTH	SAMPLE END DEPTH	DETECTED RESULTS	NON-DETECTED (METHOD DETECTION LIMIT (MDL))	UNITS	LAB QUALIFIER	DATA VALIDATION REVIEWER QUALIFIER	LABORATORY DATA SET NUMBER	MIGRATION TO GROUNDWATER - FACT SHEET #12 (mg/kg)	IS DETECT VALUE > SCREENING LEVEL	IS MDL > SCREENING LEVEL	RESIDENTIAL SOIL SCREENING VALUES - FACT SHEET #12 (mg/kg)	IS DETECT VALUE > SCREENING LEVEL	IS MDL > SCREENING LEVEL	INDUSTRIAL SCREENING VALUES - EPA RSL (mg/kg)	IS DETECT VALUE > SCREENING LEVEL	IS MDL > SCREENING LEVEL
SVOC	SW 8270C-SIM	1-Methylnaphthalene	00090-12-0	LYMW09 (1-2 ft)	1/15/2014 15:00	1	2	0.43		mg/kg		J	280-51290-1	0.0051	YES	NA	16	NO	ALL DETECT	53	NO	ALL DETECT
SVOC	SW 8270C-SIM	1-Methylnaphthalene	00090-12-0	LYMW10 (1-2 ft)	1/15/2014 11:00	1	2	0.63		mg/kg		J	280-51290-1	0.0051	YES	NA	16	NO	ALL DETECT	53	NO	ALL DETECT
SVOC	SW 8270C-SIM	1-Methylnaphthalene	00090-12-0	LYMW11 (1-2 ft)	1/15/2014 10:00	1	2	0.022		mg/kg			280-51290-1	0.0051	YES	NA	16	NO	ALL DETECT	53	NO	ALL DETECT
SVOC	SW 8270C-SIM	1-Methylnaphthalene	00090-12-0	LYMW12 (1-2 ft)	1/15/2014 16:00	1	2	0.0017		mg/kg	J	J	280-51290-1	0.0051	NO	NA	16	NO	ALL DETECT	53	NO	ALL DETECT
SVOC	SW 8270C-SIM	1-Methylnaphthalene	00090-12-0	LYMW13 (1-2 ft)	1/15/2014 9:00	1	2	0.0032		mg/kg	J	J	280-51290-1	0.0051	NO	NA	16	NO	ALL DETECT	53	NO	ALL DETECT
SVOC	SW 8270C-SIM	1-Methylnaphthalene	00090-12-0	LYMW14 (1-2 ft)	1/15/2014 13:00	1	2	0.0096		mg/kg			280-51290-1	0.0051	YES	NA	16	NO	ALL DETECT	53	NO	ALL DETECT
SVOC	SW 8270C-SIM	Naphthalene	00091-20-3	LYMW09 (1-2 ft)	1/15/2014 15:00	1	2	0.098		mg/kg			280-51290-1	1.47	NO	ALL DETECT	3.6	NO	ALL DETECT	18	NO	ALL DETECT
SVOC	SW 8270C-SIM	Naphthalene	00091-20-3	LYMW10 (1-2 ft)	1/15/2014 11:00	1	2	0.3		mg/kg			280-51290-1	1.47	NO	ALL DETECT	3.6	NO	ALL DETECT	18	NO	ALL DETECT
SVOC	SW 8270C-SIM	Naphthalene	00091-20-3	LYMW11 (1-2 ft)	1/15/2014 10:00	1	2	0.014		mg/kg			280-51290-1	1.47	NO	ALL DETECT	3.6	NO	ALL DETECT	18	NO	ALL DETECT
SVOC	SW 8270C-SIM	Naphthalene	00091-20-3	LYMW12 (1-2 ft)	1/15/2014 16:00	1	2		0.00035	mg/kg	U		280-51290-1	1.47	ALL ND	NO	3.6	ND	NO	18	ND	NO
SVOC	SW 8270C-SIM	Naphthalene	00091-20-3	LYMW13 (1-2 ft)	1/15/2014 9:00	1	2	0.0044		mg/kg	J	J	280-51290-1	1.47	NO	ALL DETECT	3.6	NO	ALL DETECT	18	NO	ALL DETECT
SVOC	SW 8270C-SIM	Naphthalene	00091-20-3	LYMW14 (1-2 ft)	1/15/2014 13:00	1	2	0.0055		mg/kg	J	J	280-51290-1	1.47	NO	ALL DETECT	3.6	NO	ALL DETECT	18	NO	ALL DETECT
SVOC	8270C	Naphthalene	00091-20-3	LYSOA01	6/4/2012 0:00	0	0	0.34		mg/kg	V		Historical	1.47	NO	ALL DETECT	3.6	NO	ALL DETECT	18	NO	ALL DETECT
SVOC	8270C	Naphthalene	00091-20-3	LYSOA02	6/4/2012 0:00	0	0	0.88		mg/kg	V		Historical	1.47	NO	ALL DETECT	3.6	NO	ALL DETECT	18	NO	ALL DETECT
SVOC	8270C	Naphthalene	00091-20-3	LYSOA03	6/4/2012 0:00	0	0	0.052		mg/kg	V		Historical	1.47	NO	ALL DETECT	3.6	NO	ALL DETECT	18	NO	ALL DETECT
SVOC	8270C	Naphthalene	00091-20-3	LYSOA04	6/4/2012 0:00	0	0	0.21		mg/kg	V		Historical	1.47	NO	ALL DETECT	3.6	NO	ALL DETECT	18	NO	ALL DETECT
SVOC	8270C	Naphthalene	00091-20-3	LYSOA05	6/4/2012 0:00	0	0	0.18		mg/kg	V		Historical	1.47	NO	ALL DETECT	3.6	NO	ALL DETECT	18	NO	ALL DETECT
SVOC	8270C	Naphthalene	00091-20-3	LYSOB01	6/4/2012 0:00	0	0	0.14		mg/kg	V		Historical	1.47	NO	ALL DETECT	3.6	NO	ALL DETECT	18	NO	ALL DETECT
SVOC	8270C	Naphthalene	00091-20-3	LYSOB02	6/4/2012 0:00	0	0	0.061		mg/kg	V		Historical	1.47	NO	ALL DETECT	3.6	NO	ALL DETECT	18	NO	ALL DETECT
SVOC	8270C	Naphthalene	00091-20-3	LYSOB03	6/4/2012 0:00	0	0	0.1		mg/kg	V		Historical	1.47	NO	ALL DETECT	3.6	NO	ALL DETECT	18	NO	ALL DETECT
SVOC	8270C	Naphthalene	00091-20-3	LYSOB04	6/4/2012 0:00	0	0	0.28		mg/kg	V		Historical	1.47	NO	ALL DETECT	3.6	NO	ALL DETECT	18	NO	ALL DETECT
SVOC	8270C	Naphthalene	00091-20-3	LYSOB05	6/4/2012 0:00	0	0	0.097		mg/kg	V		Historical	1.47	NO	ALL DETECT	3.6	NO	ALL DETECT	18	NO	ALL DETECT
SVOC	8270C	Naphthalene	00091-20-3	LYSOC01	6/4/2012 0:00	0	0	0.013		mg/kg	J,V		Historical	1.47	NO	ALL DETECT	3.6	NO	ALL DETECT	18	NO	ALL DETECT
SVOC	8270C	Naphthalene	00091-20-3	LYSOC02	6/4/2012 0:00	0	0	0.07		mg/kg	V		Historical	1.47	NO	ALL DETECT	3.6	NO	ALL DETECT	18	NO	ALL DETECT
SVOC	8270C	Naphthalene	00091-20-3	LYSOC03	6/4/2012 0:00	0	0	0.74		mg/kg	V		Historical	1.47	NO	ALL DETECT	3.6	NO	ALL DETECT	18	NO	ALL DETECT
SVOC	8270C	Naphthalene	00091-20-3	LYSOC04	6/4/2012 0:00	0	0	0.19		mg/kg	V		Historical	1.47	NO	ALL DETECT	3.6	NO	ALL DETECT	18	NO	ALL DETECT
SVOC	8270C	Naphthalene	00091-20-3	LYSOC05	6/4/2012 0:00	0	0	0.88		mg/kg			Historical	1.47	NO	ALL DETECT	3.6	NO	ALL DETECT	18	NO	ALL DETECT
SVOC	8270C	Naphthalene	00091-20-3	LYSOD01	6/4/2012 0:00	0	0	0.011		mg/kg	J,V		Historical	1.47	NO	ALL DETECT	3.6	NO	ALL DETECT	18	NO	ALL DETECT
SVOC	8270C	Naphthalene	00091-20-3	LYSOD02	6/4/2012 0:00	0	0	0.006		mg/kg	J,V		Historical	1.47	NO	ALL DETECT	3.6	NO	ALL DETECT	18	NO	ALL DETECT
SVOC	8270C	Naphthalene	00091-20-3	LYSOD03	6/4/2012 0:00	0	0	0.066		mg/kg	V		Historical	1.47	NO	ALL DETECT	3.6	NO	ALL DETECT	18	NO	ALL DETECT
SVOC	8270C	Naphthalene	00091-20-3	LYSOD04	6/4/2012 0:00	0	0	0.23		mg/kg	V		Historical	1.47	NO	ALL DETECT	3.6	NO	ALL DETECT	18	NO	ALL DETECT
SVOC	8270C	Naphthalene	00091-20-3	LYSOD05	6/4/2012 0:00	0	0	0.078		mg/kg	V		Historical	1.47	NO	ALL DETECT	3.6	NO	ALL DETECT	18	NO	ALL DETECT
SVOC	8270C	Naphthalene	00091-20-3	LYSOE01	6/4/2012 0:00	0	0	0.01		mg/kg	J,V		Historical	1.47	NO	ALL DETECT	3.6	NO	ALL DETECT	18	NO	ALL DETECT
SVOC	8270C	Naphthalene	00091-20-3	LYSOE02	6/4/2012 0:00	0	0	0.12		mg/kg	V		Historical	1.47	NO	ALL DETECT	3.6	NO	ALL DETECT	18	NO	ALL DETECT
SVOC	8270C	Naphthalene	00091-20-3	LYSOE03	6/4/2012 0:00	0	0	0.08		mg/kg	V		Historical	1.47	NO	ALL DETECT	3.6	NO	ALL DETECT	18	NO	ALL DETECT
SVOC	8270C	Naphthalene	00091-20-3	LYSOE04	6/4/2012 0:00	0	0	0.27		mg/kg	V		Historical	1.47	NO	ALL DETECT	3.6	NO	ALL DETECT	18	NO	ALL DETECT
SVOC	8270C	Naphthalene	00091-20-3	LYSOE05	6/4/2012 0:00	0	0	0.45		mg/kg	V		Historical	1.47	NO	ALL DETECT	3.6	NO	ALL DETECT	18	NO	ALL DETECT
SVOC	8270C	Naphthalene	00091-20-3	LYSOF01	6/4/2012 0:00	0	0	0.0091		mg/kg	J,V		Historical	1.47	NO	ALL DETECT	3.6	NO	ALL DETECT	18	NO	ALL DETECT
SVOC	8270C	Naphthalene	00091-20-3	LYSOF02	6/4/2012 0:00	0	0	0.048		mg/kg	V		Historical	1.47	NO	ALL DETECT	3.6	NO	ALL DETECT	18	NO	ALL DETECT
SVOC	8270C	Naphthalene	00091-20-3	LYSOF03	6/4/2012 0:00	0	0	0.041		mg/kg	V		Historical	1.47	NO	ALL DETECT	3.6	NO	ALL DETECT	18	NO	ALL DETECT
SVOC	8270C	Naphthalene	00091-20-3	LYSOF04	6/4/2012 0:00	0	0	0.045		mg/kg	V		Historical	1.47	NO	ALL DETECT	3.6	NO	ALL DETECT	18	NO	ALL DETECT
SVOC	8270C	Naphthalene	00091-20-3	LYSOF05	6/4/2012 0:00	0	0	0.2		mg/kg	V		Historical	1.47	NO	ALL DETECT	3.6	NO	ALL DETECT	18	NO	ALL DETECT
SVOC	SOM01.2	Naphthalene	00091-20-3	YPDS0111	10/21/2011 0:00	0	0		0.19	mg/kg	U		Historical	1.47	ALL ND	NO	3.6	ND	NO	18	ND	NO
SVOC	SOM01.2	Naphthalene	00091-20-3	YPDS0210	10/21/2011 0:00	0	0		0.19	mg/kg	U		Historical	1.47	ALL ND	NO	3.6	ND	NO	18	ND	NO
SVOC	SOM01.2	Naphthalene	00091-20-3	YPDS0312	10/21/2011 0:00	0	0		3.6	mg/kg	U		Historical	1.47	ALL ND	YES	3.6	ND	NO	18	ND	NO
SVOC	SOM01.2	Naphthalene	00091-20-3	YPDS0410	10/21/2011 0:00	0	0		3.8	mg/kg	U		Historical	1.47	ALL ND	YES	3.6	ND	YES	18	ND	NO
SVOC	SOM01.2	Naphthalene	00091-20-3	YPDS0509	10/21/2011 0:00	0	0	0.054		mg/kg	J		Historical	1.47	NO	ALL DETECT	3.6	NO	ALL DETECT	18	NO	ALL DETECT
SVOC	SOM01.2	Naphthalene	00091-20-3	YPDS0612	10/21/2011 0:00	0	0		3.9	mg/kg	U		Historical	1.47	ALL ND	YES	3.6	ND	YES	18	ND	NO
SVOC	SOM01.2	Naphthalene	00091-20-3	YPDS0714	10/21/2011 0:00	0	0		0.19	mg/kg	U		Historical	1.47	ALL ND	NO	3.6	ND	NO	18	ND	NO
SVOC	SOM01.2	Naphthalene	00091-20-3	YPDS0812	10/21/2011 0:00	0	0		0.19	mg/kg	U		Historical	1.47	ALL ND	NO	3.6	ND	NO	18	ND	NO
SVOC	SOM01.2	Naphthalene	00091-20-3	YPDS0912	10/21/2011 0:00	0	0		0.19	mg/kg	U		Historical	1.47	ALL ND	NO	3.6	ND	NO	18	ND	NO
SVOC	SOM01.2	Naphthalene	00091-20-3	YPDS1012	10/21/2011 0:00	0	0		3.8	mg/kg	U		Historical	1.47	ALL ND	YES	3.6	ND	YES	18	ND	NO
SVOC	SOM01.2	Naphthalene	00091-20-3	YPDS1111	10/21/2011 0:00	0	0		0.19	mg/kg	U		Historical	1.47	ALL ND	NO	3.6	ND	NO	18	ND	NO
SVOC	SOM01.2	Naphthalene	00091-20-3	YPDS1212	10/21/2011 0:00	0	0		0.19	mg/kg	U		Historical	1.47	ALL ND	NO	3.6	ND	NO	18	ND	NO
SVOC	SOM01.2	Naphthalene	00091-20-3	YPDS1312	10/21/2011 0:00	0	0		0.21	mg/kg	U		Historical	1.47	ALL ND	NO	3.6	ND	NO	18	ND	NO
SVOC	SOM01.2	Naphthalene	00091-20-3	YPDS1408	10/21/2011 0:00	0	0		3.8	mg/kg	U		Historical	1.47	ALL ND	YES	3.6	ND	YES	18	ND	NO
SVOC	SOM01.2	Naphthalene	00091-20-3	YPDS1512	10/21/2011 0:00	0	0		0.23	mg/kg	U		Historical	1.47	ALL ND	NO	3.6	ND	NO	18	ND	NO
SVOC	SOM01.2	Naphthalene	00091-20-3	YPDS1612	10/21/2011 0:00	0	0		0.19	mg/kg	U		Historical	1.47	ALL ND	NO	3.6	ND	NO	18	ND	NO
SVOC	SOM01.2	Naphthalene	00091-20-3	YPSS01	10/21/2011 0:00	0	0		0.91	mg/kg			Historical	1.47	ALL ND	NO	3.6	ND	NO	18	ND	NO
SVOC	SOM01.2	Naphthalene	00091-20-3	YPSS02	10/21/2011 0:00	0	0		0.96	mg/kg			Historical	1.47	ALL ND	NO	3.6	ND	NO	18	ND	NO
SVOC	SOM01.2	Naphthalene	00091-20-3	YPSS03	10/21/2011 0:00	0	0	0.32		mg/kg	J		Historical	1.47	NO	ALL DETECT	3.6	NO	ALL DETECT	18	NO	ALL DETECT
SVOC	SOM01.2	Naphthalene	00091-20-3	YPSS04	10/21/2011 0:00	0	0		3.8	mg/kg	U		Historical	1.47	ALL ND	YES	3.6	ND	YES	18	ND	NO
SVOC	SOM01.2	Naphthalene	00091-20-3	YPSS05	10/21/2011 0:00	0	0		3.6	mg/kg	U		Historical	1.47	ALL ND	YES	3.6	ND	NO	18	ND	NO
SVOC	SOM01.2	Naphthalene	00091-20-3	YPSS06	10/21/2011 0:00	0	0		1.8	mg/kg	U		Historical	1.47	ALL ND	YES	3.6	ND	NO	18	ND	NO
SVOC	SOM01.2	Naphthalene	00091-20-3	YPSS07	10/21/2011 0:00	0	0		1.8	mg/kg	U		Historical	1.47	ALL ND	YES	3.6	ND	NO	18	ND	NO
SVOC	SOM01.2	Naphthalene	00091-20-3	YPSS08	10/21/2011 0:00	0	0		4.4	mg/kg	U		Historical	1.47	ALL ND	YES	3.6	ND	YES	18	ND	NO
SVOC	SOM01.2	Naphthalene	00091-20-3	YPSS09	10/21/2011 0:00	0	0	0.23		mg/kg	J		Historical	1.47	NO	ALL DETECT	3.6	NO	ALL DETECT	18	NO	ALL DETECT
SVOC	SOM01.2	Naphthalene	00091-20-3	YPSS10	10/21/2011 0:00	0	0		5.3	mg/kg	U		Historical	1.47	ALL ND	YES	3.6	ND	YES	18	ND	NO
SVOC	SOM01.2	Naphthalene	00091-20-3	YPSS11	10/21/2011 0:00	0	0		3.8	mg/kg	U		Historical	1.47	ALL ND	YES	3.6	ND	YES	18	ND	NO
SVOC	SOM01.2	Naphthalene	00091-20-3	YPSS12	10/21/2011 0:00	0	0		3.5	mg/kg	U		Historical	1.47	ALL ND	YES	3.6	ND	NO	18	ND	NO
SVOC	SOM01.2	Naphthalene	00091-20-3	YPSS13	10/21/2011 0:00	0	0		3.6	mg/kg	U		Historical	1.47	ALL ND	YES	3.6	ND	NO	18	ND	NO
SVOC	SOM01.2	Naphthalene	00091-20-3	YPSS14	10/21/2011 0:00	0	0		0.9	mg/kg	U		Historical	1.47	ALL ND	NO	3.6	ND	NO	18	ND	NO
SVOC	SOM01.2	Naphthalene	00091-20-3	YPSS15	10/21/2011 0:00	0	0		3.8	mg/kg	U		Historical	1.47	ALL ND	YES	3.6	ND	YES	18	ND	NO
SVOC	SOM01.2	Naphthalene	00091-20-3	YPSS16	10/21/2011 0:00	0	0		1.9	mg/kg	U		Historical	1.47	ALL ND	YES	3.6	ND	NO	18	ND	NO
SVOC	SOM01.2	Naphthalene	00091-20-3	YPSS19	10/21/2011 0:00	0	0	0.18		mg/kg	J		Historical	1.47	NO	ALL DETECT	3.6	NO	ALL DETECT	18	NO	ALL DETECT
SVOC	SW 8270C-SIM	2-Methylnaphthalene	00091-57-6	LYMW09 (1-2 ft)	1/15/2014 15:00	1	2	0.68		mg/kg			280-51290-1	0.357	YES	ALL DETECT	230	NO	ALL DETECT	220	NO	ALL DETECT
SVOC	SW 8270C-SIM	2-Methylnaphthalene	00091-57-6	LYMW10 (1-2 ft)	1/15/2014 11:00	1	2	1.2		mg/kg			280-51290-1	0.357	YES	ALL DETECT	230	NO	ALL DETECT	220	NO	ALL DETECT
SVOC	SW 8270C-SIM	2-Methylnaphthalene	00091-57-6	LYMW11 (1-2 ft)	1/15/2014 10:00	1	2	0.049		mg/kg			280-51290-1	0.357	NO	ALL DETECT	230	NO	ALL DETECT	220	NO	ALL DETECT
SVOC	SW 8270C-SIM	2-Methylnaphthalene	00091-57-6	LYMW12 (1-2 ft)	1/15/2014 16:00	1	2	0.0029		mg/kg	J	J	280-51290-1	0.357	NO	ALL DETECT	230	NO	ALL DETECT	220	NO	ALL DETECT
SVOC	SW 8270C-SIM	2-Methylnaphthalene	00091-57-6	LYMW13 (1-2 ft)	1/15/2014 9:00	1	2	0.0051		mg/kg	J	J	280-51290-1	0.357	NO	ALL DETECT	230	NO	ALL DETECT	220	NO	ALL DETECT
SVOC	SW 8270C-SIM	2-Methylnaphthalene	00091-57-6	LYMW14 (1-2 ft)	1/15/2014 13:00	1	2	0.0074		mg/kg			280-51290-1	0.357	NO	ALL DETECT	230	NO	ALL DETECT	220	NO	ALL DETECT
SVOC	8270C	2-Methylnaphthalene	00091-57-6	LYSOA01	6/4/2012 0:00	0	0	0.12		mg/kg	V		Historical	0.357	NO	ALL DETECT	230	NO	ALL DETECT	220	NO	ALL DETECT

TABLE 3-6A. SURFACE SOIL POINT-BY-POINT CONSTITUENT OF CONCERN (COC) SCREEN
WYOMING DEPARTMENT OF ENVIRONMENTAL QUALITY, LARAMIE FORMER YTTRIUM PLANT, LARAMIE, WYOMING

CATEGORY	METHOD	ANALYTE	TRI-CAS	SAMPLE_ID	DATE TIME SAMPLED	SAMPLE START DEPTH	SAMPLE END DEPTH	DETECTED RESULTS	NON-DETECTED (METHOD DETECTION LIMIT (MDL))	UNITS	LAB QUALIFIER	DATA VALIDATION REVIEWER QUALIFIER	LABORATORY DATA SET NUMBER	MIGRATION TO GROUNDWATER - FACT SHEET #12 (mg/kg)	IS DETECT VALUE > SCREENING LEVEL	IS MDL > SCREENING LEVEL	RESIDENTIAL SOIL SCREENING VALUES - FACT SHEET #12 (mg/kg)	IS DETECT VALUE > SCREENING LEVEL	IS MDL > SCREENING LEVEL	INDUSTRIAL SCREENING VALUES - EPA RSL (mg/kg)	IS DETECT VALUE > SCREENING LEVEL	IS MDL > SCREENING LEVEL
SVOC	8270C	2-Methylnaphthalene	00091-57-6	LYSOA02	6/4/2012 0:00	0	0	0.22		mg/kg	V		Historical	0.357	NO	ALL DETECT	230	NO	ALL DETECT	220	NO	ALL DETECT
SVOC	8270C	2-Methylnaphthalene	00091-57-6	LYSOA03	6/4/2012 0:00	0	0	0.098		mg/kg	V		Historical	0.357	NO	ALL DETECT	230	NO	ALL DETECT	220	NO	ALL DETECT
SVOC	8270C	2-Methylnaphthalene	00091-57-6	LYSOA04	6/4/2012 0:00	0	0	0.47		mg/kg	V		Historical	0.357	YES	ALL DETECT	230	NO	ALL DETECT	220	NO	ALL DETECT
SVOC	8270C	2-Methylnaphthalene	00091-57-6	LYSOA05	6/4/2012 0:00	0	0	0.22		mg/kg	V		Historical	0.357	NO	ALL DETECT	230	NO	ALL DETECT	220	NO	ALL DETECT
SVOC	8270C	2-Methylnaphthalene	00091-57-6	LYSOB01	6/4/2012 0:00	0	0	0.21		mg/kg	V		Historical	0.357	NO	ALL DETECT	230	NO	ALL DETECT	220	NO	ALL DETECT
SVOC	8270C	2-Methylnaphthalene	00091-57-6	LYSOB02	6/4/2012 0:00	0	0	0.11		mg/kg	V		Historical	0.357	NO	ALL DETECT	230	NO	ALL DETECT	220	NO	ALL DETECT
SVOC	8270C	2-Methylnaphthalene	00091-57-6	LYSOB03	6/4/2012 0:00	0	0	0.18		mg/kg	V		Historical	0.357	NO	ALL DETECT	230	NO	ALL DETECT	220	NO	ALL DETECT
SVOC	8270C	2-Methylnaphthalene	00091-57-6	LYSOB04	6/4/2012 0:00	0	0	0.26		mg/kg	V		Historical	0.357	NO	ALL DETECT	230	NO	ALL DETECT	220	NO	ALL DETECT
SVOC	8270C	2-Methylnaphthalene	00091-57-6	LYSOB05	6/4/2012 0:00	0	0	0.11		mg/kg	V		Historical	0.357	NO	ALL DETECT	230	NO	ALL DETECT	220	NO	ALL DETECT
SVOC	8270C	2-Methylnaphthalene	00091-57-6	LYSOC01	6/4/2012 0:00	0	0	0.017		mg/kg	J,V		Historical	0.357	NO	ALL DETECT	230	NO	ALL DETECT	220	NO	ALL DETECT
SVOC	8270C	2-Methylnaphthalene	00091-57-6	LYSOC02	6/4/2012 0:00	0	0	0.09		mg/kg	V		Historical	0.357	NO	ALL DETECT	230	NO	ALL DETECT	220	NO	ALL DETECT
SVOC	8270C	2-Methylnaphthalene	00091-57-6	LYSOC03	6/4/2012 0:00	0	0	0.93		mg/kg	V		Historical	0.357	YES	ALL DETECT	230	NO	ALL DETECT	220	NO	ALL DETECT
SVOC	8270C	2-Methylnaphthalene	00091-57-6	LYSOC04	6/4/2012 0:00	0	0	1.2		mg/kg	V		Historical	0.357	YES	ALL DETECT	230	NO	ALL DETECT	220	NO	ALL DETECT
SVOC	8270C	2-Methylnaphthalene	00091-57-6	LYSOC05	6/4/2012 0:00	0	0	4.5		mg/kg			Historical	0.357	YES	ALL DETECT	230	NO	ALL DETECT	220	NO	ALL DETECT
SVOC	8270C	2-Methylnaphthalene	00091-57-6	LYSOD01	6/4/2012 0:00	0	0	0.022		mg/kg	V		Historical	0.357	NO	ALL DETECT	230	NO	ALL DETECT	220	NO	ALL DETECT
SVOC	8270C	2-Methylnaphthalene	00091-57-6	LYSOD02	6/4/2012 0:00	0	0	0.013		mg/kg	J,V		Historical	0.357	NO	ALL DETECT	230	NO	ALL DETECT	220	NO	ALL DETECT
SVOC	8270C	2-Methylnaphthalene	00091-57-6	LYSOD03	6/4/2012 0:00	0	0	0.11		mg/kg	V		Historical	0.357	NO	ALL DETECT	230	NO	ALL DETECT	220	NO	ALL DETECT
SVOC	8270C	2-Methylnaphthalene	00091-57-6	LYSOD04	6/4/2012 0:00	0	0	0.43		mg/kg	V		Historical	0.357	YES	ALL DETECT	230	NO	ALL DETECT	220	NO	ALL DETECT
SVOC	8270C	2-Methylnaphthalene	00091-57-6	LYSOD05	6/4/2012 0:00	0	0	0.12		mg/kg	V		Historical	0.357	NO	ALL DETECT	230	NO	ALL DETECT	220	NO	ALL DETECT
SVOC	8270C	2-Methylnaphthalene	00091-57-6	LYSOE01	6/4/2012 0:00	0	0	0.024		mg/kg	V		Historical	0.357	NO	ALL DETECT	230	NO	ALL DETECT	220	NO	ALL DETECT
SVOC	8270C	2-Methylnaphthalene	00091-57-6	LYSOE02	6/4/2012 0:00	0	0	0.32		mg/kg	V		Historical	0.357	NO	ALL DETECT	230	NO	ALL DETECT	220	NO	ALL DETECT
SVOC	8270C	2-Methylnaphthalene	00091-57-6	LYSOE03	6/4/2012 0:00	0	0	0.18		mg/kg	V		Historical	0.357	NO	ALL DETECT	230	NO	ALL DETECT	220	NO	ALL DETECT
SVOC	8270C	2-Methylnaphthalene	00091-57-6	LYSOE04	6/4/2012 0:00	0	0	0.2		mg/kg	V		Historical	0.357	NO	ALL DETECT	230	NO	ALL DETECT	220	NO	ALL DETECT
SVOC	8270C	2-Methylnaphthalene	00091-57-6	LYSOE05	6/4/2012 0:00	0	0	0.32		mg/kg	V		Historical	0.357	NO	ALL DETECT	230	NO	ALL DETECT	220	NO	ALL DETECT
SVOC	8270C	2-Methylnaphthalene	00091-57-6	LYSOF01	6/4/2012 0:00	0	0	0.02		mg/kg	V		Historical	0.357	NO	ALL DETECT	230	NO	ALL DETECT	220	NO	ALL DETECT
SVOC	8270C	2-Methylnaphthalene	00091-57-6	LYSOF02	6/4/2012 0:00	0	0	0.051		mg/kg	V		Historical	0.357	NO	ALL DETECT	230	NO	ALL DETECT	220	NO	ALL DETECT
SVOC	8270C	2-Methylnaphthalene	00091-57-6	LYSOF03	6/4/2012 0:00	0	0	0.071		mg/kg	V		Historical	0.357	NO	ALL DETECT	230	NO	ALL DETECT	220	NO	ALL DETECT
SVOC	8270C	2-Methylnaphthalene	00091-57-6	LYSOF04	6/4/2012 0:00	0	0	0.083		mg/kg	V		Historical	0.357	NO	ALL DETECT	230	NO	ALL DETECT	220	NO	ALL DETECT
SVOC	8270C	2-Methylnaphthalene	00091-57-6	LYSOF05	6/4/2012 0:00	0	0	0.098		mg/kg	V		Historical	0.357	NO	ALL DETECT	230	NO	ALL DETECT	220	NO	ALL DETECT
SVOC	SOM01.2	2-Methylnaphthalene	00091-57-6	YPSS01	10/21/2011 0:00	0	0	0.049		mg/kg	J		Historical	0.357	NO	ALL DETECT	230	NO	ALL DETECT	220	NO	ALL DETECT
SVOC	SOM01.2	2-Methylnaphthalene	00091-57-6	YPSS02	10/21/2011 0:00	0	0	0.041		mg/kg	J		Historical	0.357	NO	ALL DETECT	230	NO	ALL DETECT	220	NO	ALL DETECT
SVOC	SOM01.2	2-Methylnaphthalene	00091-57-6	YPSS03	10/21/2011 0:00	0	0	1.3		mg/kg	J		Historical	0.357	YES	ALL DETECT	230	NO	ALL DETECT	220	NO	ALL DETECT
SVOC	SOM01.2	2-Methylnaphthalene	00091-57-6	YPSS04	10/21/2011 0:00	0	0		3.8	mg/kg	U		Historical	0.357	ALL ND	YES	230	ND	NO	220	ND	NO
SVOC	SOM01.2	2-Methylnaphthalene	00091-57-6	YPSS05	10/21/2011 0:00	0	0		3.6	mg/kg	U		Historical	0.357	ALL ND	YES	230	ND	NO	220	ND	NO
SVOC	SOM01.2	2-Methylnaphthalene	00091-57-6	YPSS06	10/21/2011 0:00	0	0		1.8	mg/kg	U		Historical	0.357	ALL ND	YES	230	ND	NO	220	ND	NO
SVOC	SOM01.2	2-Methylnaphthalene	00091-57-6	YPSS07	10/21/2011 0:00	0	0		1.8	mg/kg	U		Historical	0.357	ALL ND	YES	230	ND	NO	220	ND	NO
SVOC	SOM01.2	2-Methylnaphthalene	00091-57-6	YPSS08	10/21/2011 0:00	0	0		4.4	mg/kg	U		Historical	0.357	ALL ND	YES	230	ND	NO	220	ND	NO
SVOC	SOM01.2	2-Methylnaphthalene	00091-57-6	YPSS09	10/21/2011 0:00	0	0	1.4		mg/kg	J		Historical	0.357	YES	ALL DETECT	230	NO	ALL DETECT	220	NO	ALL DETECT
SVOC	SOM01.2	2-Methylnaphthalene	00091-57-6	YPSS10	10/21/2011 0:00	0	0		5.3	mg/kg	U		Historical	0.357	ALL ND	YES	230	ND	NO	220	ND	NO
SVOC	SOM01.2	2-Methylnaphthalene	00091-57-6	YPSS11	10/21/2011 0:00	0	0		3.8	mg/kg	U		Historical	0.357	ALL ND	YES	230	ND	NO	220	ND	NO
SVOC	SOM01.2	2-Methylnaphthalene	00091-57-6	YPSS12	10/21/2011 0:00	0	0		3.5	mg/kg	U		Historical	0.357	ALL ND	YES	230	ND	NO	220	ND	NO
SVOC	SOM01.2	2-Methylnaphthalene	00091-57-6	YPSS13	10/21/2011 0:00	0	0	0.2		mg/kg	J		Historical	0.357	NO	ALL DETECT	230	NO	ALL DETECT	220	NO	ALL DETECT
SVOC	SOM01.2	2-Methylnaphthalene	00091-57-6	YPSS14	10/21/2011 0:00	0	0		0.9	mg/kg	U		Historical	0.357	ALL ND	YES	230	ND	NO	220	ND	NO
SVOC	SOM01.2	2-Methylnaphthalene	00091-57-6	YPSS15	10/21/2011 0:00	0	0		3.8	mg/kg	U		Historical	0.357	ALL ND	YES	230	ND	NO	220	ND	NO
SVOC	SOM01.2	2-Methylnaphthalene	00091-57-6	YPSS16	10/21/2011 0:00	0	0		1.9	mg/kg	U		Historical	0.357	ALL ND	YES	230	ND	NO	220	ND	NO
SVOC	SOM01.2	2-Methylnaphthalene	00091-57-6	YPSS19	10/21/2011 0:00	0	0	1.5		mg/kg	J		Historical	0.357	YES	ALL DETECT	230	NO	ALL DETECT	220	NO	ALL DETECT
SVOC	SW 8270C	3,3-Dichlorobenzidine	00091-94-1	LYMW09 (1-2 ft)	1/15/2014 15:00	1	2		0.5	mg/kg	U		280-51290-1	0.000184	ALL ND	YES	1.1	ND	NO	3.8	ND	NO
SVOC	SW 8270C	3,3-Dichlorobenzidine	00091-94-1	LYMW10 (1-2 ft)	1/15/2014 11:00	1	2		0.94	mg/kg	U		280-51290-1	0.000184	ALL ND	YES	1.1	ND	NO	3.8	ND	NO
SVOC	SW 8270C	3,3-Dichlorobenzidine	00091-94-1	LYMW11 (1-2 ft)	1/15/2014 10:00	1	2		0.093	mg/kg	U		280-51290-1	0.000184	ALL ND	YES	1.1	ND	NO	3.8	ND	NO
SVOC	SW 8270C	3,3-Dichlorobenzidine	00091-94-1	LYMW12 (1-2 ft)	1/15/2014 16:00	1	2		0.098	mg/kg	U		280-51290-1	0.000184	ALL ND	YES	1.1	ND	NO	3.8	ND	NO
SVOC	SW 8270C	3,3-Dichlorobenzidine	00091-94-1	LYMW13 (1-2 ft)	1/15/2014 9:00	1	2		0.097	mg/kg	U		280-51290-1	0.000184	ALL ND	YES	1.1	ND	NO	3.8	ND	NO
SVOC	SW 8270C	3,3-Dichlorobenzidine	00091-94-1	LYMW14 (1-2 ft)	1/15/2014 13:00	1	2		0.1	mg/kg	U		280-51290-1	0.000184	ALL ND	YES	1.1	ND	NO	3.8	ND	NO
SVOC	SOM01.2	Biphenyl	00092-52-4	YPDS0111	10/21/2011 0:00	0	0		0.19	mg/kg	U		Historical		NA	NA		NA	NA	21	ND	NO
SVOC	SOM01.2	Biphenyl	00092-52-4	YPDS0210	10/21/2011 0:00	0	0		0.19	mg/kg	U		Historical		NA	NA		NA	NA	21	ND	NO
SVOC	SOM01.2	Biphenyl	00092-52-4	YPDS0312	10/21/2011 0:00	0	0		3.6	mg/kg	U		Historical		NA	NA		NA	NA	21	ND	NO
SVOC	SOM01.2	Biphenyl	00092-52-4	YPDS0410	10/21/2011 0:00	0	0		3.8	mg/kg	U		Historical		NA	NA		NA	NA	21	ND	NO
SVOC	SOM01.2	Biphenyl	00092-52-4	YPDS0509	10/21/2011 0:00	0	0	0.21		mg/kg			Historical		NA	NA		NA	NA	21	NO	ALL DETECT
SVOC	SOM01.2	Biphenyl	00092-52-4	YPDS0612	10/21/2011 0:00	0	0	0.22		mg/kg	J		Historical		NA	NA		NA	NA	21	NO	ALL DETECT
SVOC	SOM01.2	Biphenyl	00092-52-4	YPDS0714	10/21/2011 0:00	0	0		0.19	mg/kg	U		Historical		NA	NA		NA	NA	21	ND	NO
SVOC	SOM01.2	Biphenyl	00092-52-4	YPDS0812	10/21/2011 0:00	0	0		0.19	mg/kg	U		Historical		NA	NA		NA	NA	21	ND	NO
SVOC	SOM01.2	Biphenyl	00092-52-4	YPDS0912	10/21/2011 0:00	0	0		0.19	mg/kg	U		Historical		NA	NA		NA	NA	21	ND	NO
SVOC	SOM01.2	Biphenyl	00092-52-4	YPDS1012	10/21/2011 0:00	0	0		3.8	mg/kg	U		Historical		NA	NA		NA	NA	21	ND	NO
SVOC	SOM01.2	Biphenyl	00092-52-4	YPDS1111	10/21/2011 0:00	0	0		0.19	mg/kg	U		Historical		NA	NA		NA	NA	21	ND	NO
SVOC	SOM01.2	Biphenyl	00092-52-4	YPDS1212	10/21/2011 0:00	0	0		0.19	mg/kg	U		Historical		NA	NA		NA	NA	21	ND	NO
SVOC	SOM01.2	Biphenyl	00092-52-4	YPDS1312	10/21/2011 0:00	0	0		0.21	mg/kg	U		Historical		NA	NA		NA	NA	21	ND	NO
SVOC	SOM01.2	Biphenyl	00092-52-4	YPDS1408	10/21/2011 0:00	0	0		3.8	mg/kg	U		Historical		NA	NA		NA	NA	21	ND	NO
SVOC	SOM01.2	Biphenyl	00092-52-4	YPDS1512	10/21/2011 0:00	0	0		0.23	mg/kg	U		Historical		NA	NA		NA	NA	21	ND	NO
SVOC	SOM01.2	Biphenyl	00092-52-4	YPDS1612	10/21/2011 0:00	0	0		0.19	mg/kg	U		Historical		NA	NA		NA	NA	21	ND	NO
VOC	SOM01.2	o-Xylene	00095-47-6	YPDS0111	10/21/2011 0:00	0	0		0.006	mg/kg	U		Historical	4.24	ALL ND	NO	690	ND	NO	300	ND	NO
VOC	SOM01.2	o-Xylene	00095-47-6	YPDS0210	10/21/2011 0:00	0	0		0.0059	mg/kg	U		Historical	4.24	ALL ND	NO	690	ND	NO	300	ND	NO
VOC	SOM01.2	o-Xylene	00095-47-6	YPDS0312	10/21/2011 0:00	0	0		0.32	mg/kg	U		Historical	4.24	ALL ND	NO	690	ND	NO	300	ND	NO
VOC	SOM01.2	o-Xylene	00095-47-6	YPDS0410	10/21/2011 0:00	0	0		0.32	mg/kg	U		Historical	4.24	ALL ND	NO	690	ND	NO	300	ND	NO
VOC	SOM01.2	o-Xylene	00095-47-6	YPDS0509	10/21/2011 0:00	0	0	0.11		mg/kg	J		Historical	4.24	NO	NO	690	NO	ALL DETECT	300	NO	ALL DETECT
VOC	SOM01.2	o-Xylene	00095-47-6	YPDS0612	10/21/2011 0:00	0	0		0.57	mg/kg	U		Historical	4.24	ALL ND	NO	690	ND	NO	300	ND	NO
VOC	SOM01.2	o-Xylene	00095-47-6	YPDS0714	10/21/2011 0:00	0	0	0.00017		mg/kg	J		Historical	4.24	NO	NO	690	NO	ALL DETECT	300	NO	ALL DETECT
VOC	SOM01.2	o-Xylene	00095-47-6	YPDS0812	10/21/2011 0:00	0	0		0.0052	mg/kg	U		Historical	4.24	ALL ND	NO	690	ND	NO	300	ND	NO
VOC	SOM01.2	o-Xylene	00095-47-6	YPDS0912	10/21/2011 0:00	0	0		0.0055	mg/kg	U		Historical	4.24	ALL ND	NO	690	ND	NO	300	ND	NO
VOC	SOM01.2	o-Xylene	00095-47-6	YPDS1012	10/21/2011 0:00	0	0		0.0053	mg/kg	U		Historical	4.24	ALL ND	NO	690	ND	NO	300	ND	NO
VOC	SOM01.2	o-Xylene	00095-47-6	YPDS1111	10/21/2011 0:00	0	0	0.012		mg/kg	J		Historical	4.24	NO	NO	690	NO	ALL DETECT	300	NO	ALL DETECT
VOC	SOM01.2	o-Xylene	00095-47-6	YPDS1212	10/21/2011 0:00	0	0		0.0064	mg/kg	U		Historical	4.24	ALL ND	NO	690	ND	NO	300	ND	NO
VOC	SOM01.2	o-Xylene	00095-47-6	YPDS1312	10/21/2011 0:00	0	0		0.0067	mg/kg	U		Historical	4.24	ALL ND	NO	690	ND	NO	300	ND	NO
VOC	SOM01.2	o-Xylene	00095-47-6	YPDS1408	10/21/2011 0:00	0	0		6.2	mg/kg	U		Historical	4.24	ALL ND	YES	690	ND	NO	300	ND	NO
VOC	SOM01.2	o-Xylene	00095-47-6	YPDS1512	10/21/2011 0:00	0	0		0.0076	mg/kg	U		Historical	4.24	ALL ND	NO	690	ND	NO	300	ND	NO
VOC	SOM01.2	o-Xylene	00095-47-6	YPDS1612	10/21/2011 0:00	0	0		0.0055	mg/kg	U		Historical	4.24	ALL ND	NO	690	ND	NO	300	ND	NO
SVOC	SW 8270C	2-Methylphenol	00095-48-7	LYMW09 (1-2 ft)	1/15/2014 15:00	1	2		0.072	mg/kg	U		280-51290-1	0.485	ALL ND	NO	3,100	ND	NO	3100	NA	NA
SVOC	SW 8270C	2-Methylphenol	00095-48-7	LYMW10 (1-2 ft)	1/15/2014 11:00	1	2		0.14	mg/kg	U		280-51290-1	0.485	ALL ND	NO	3,100	ND	NO	3100	NA	NA
SVOC	SW 8270C	2-Methylphenol	00095-48-7	LYMW11 (1-2 ft)	1/15/2014 10:00	1	2		0.013	mg/kg	U		280-51290-1	0.485	ALL ND	NO	3,100	ND	NO	3100	NA	NA
SVOC	SW 8270C	2-Methylphenol	00095-48-7	LYMW12 (1-2 ft)	1/15/2014 16:00	1	2		0.014	mg/kg	U		280-51290-1	0.485	ALL ND	NO	3,100	ND	NO	3100	NA	NA
SVOC	SW 8270C	2-Methylphenol	00095-48-7	LYMW13 (1-2 ft)	1/15/2014 9:00	1	2		0.014	mg/kg	U		280-51290-1	0.485	ALL ND	NO	3,100	ND	NO	3100	NA	NA
SVOC	SW 8270C	2-Methylphenol	00095-48-7	LYMW14 (1-2 ft)	1/15/2014 13:00	1	2		0.015	mg/kg	U		280-51290-1	0.485	ALL ND	NO	3,100	ND	NO	3100	NA	NA
SVOC	SW 8270C	1,2-Dichlorobenzene	00095-50-1	LYMW09 (1-2 ft)	1/15/2014 15:00	1	2		0.12	mg/kg	U		280-51290-1	0.4942508	ALL ND	NO	1,900	ND	NO	980	NA	NA
SVOC	SW 8270C	1,2-Dichlorobenzene	00095-50-1	LYMW10 (1-2 ft)	1/15/2014 11:00	1	2		0.23	mg/kg	U		280-51290-1	0.4942508	ALL ND	NO	1,900	ND	NO	980	NA	NA
SVOC	SW 8270C	1,2-Dichlorobenzene	00095-50-1	LYMW11 (1-2 ft)	1/15/2014 10:00	1	2		0.023	mg/kg	U		280-51290-1	0.4942508	ALL ND	NO	1,900	ND	NO	980	NA	NA
SVOC	SW 8270C	1,2-Dichlorobenzene	00095-50-1	LYMW12 (1-2 ft)	1/15/2014 16:00	1	2		0.024	mg/kg	U		280-51290-1	0.4942508	ALL ND	NO	1,900	ND	NO	980	NA	NA
SVOC	SW 8270C	1,2-Dichlorobenzene	00095-50-1	LYMW13 (1-2 ft)	1/15/2014 9:00	1	2		0.024	mg/kg	U		280-51290-1	0.4942508	ALL ND	NO	1,900	ND	NO	980	NA	NA
SVOC	SW 8270C	1,2-Dichlorobenzene	00095-50-1	LYMW14 (1-2 ft)	1/15/2014 13:00	1	2		0.025	mg/kg	U		280-51290-1	0.4942508	ALL ND	NO	1,900	ND	NO	980	NA	NA
VOC	SOM01.2	Isopropylbenzene	00098-82-8	YPDS0111	10/21/2011 0:00	0	0		0.006	mg/kg	U		Historical		NA	NA		NA	NA	1100	ND	NO
VOC	SOM01.2	Isopropylbenzene	00098-82-8	YPDS0210	10/21/2011 0:00	0	0		0.0059	mg/kg	U		Historical		NA	NA		NA	NA	1100	ND	NO
VOC	SOM01.2	Isopropylbenzene	00098-82-8	YPDS0312	10/21/2011 0:00	0	0	0.015		mg/kg	J		Historical		NA	NA		NA	NA	1100	NO	ALL DETECT
VOC	SOM01.2	Isopropylbenzene	00098-82-8	YPDS0410	10/21/2011 0:00	0	0		0.32	mg/kg	U		Historical		NA	NA		NA	NA	1100	ND	NO

TABLE 3-6A. SURFACE SOIL POINT-BY-POINT CONSTITUENT OF CONCERN (COC) SCREEN
WYOMING DEPARTMENT OF ENVIRONMENTAL QUALITY, LARAMIE FORMER YTTRIUM PLANT, LARAMIE, WYOMING

CATEGORY	METHOD	ANALYTE	TRI-CAS	SAMPLE_ID	DATE TIME SAMPLED	SAMPLE START DEPTH	SAMPLE END DEPTH	DETECTED RESULTS	NON-DETECTED (METHOD DETECTION LIMIT (MDL))	UNITS	LAB QUALIFIER	DATA VALIDATION REVIEWER QUALIFIER	LABORATORY DATA SET NUMBER	MIGRATION TO GROUNDWATER - FACT SHEET #12 (mg/kg)	IS DETECT VALUE > SCREENING LEVEL	IS MDL > SCREENING LEVEL	RESIDENTIAL SOIL SCREENING VALUES - FACT SHEET #12 (mg/kg)	IS DETECT VALUE > SCREENING LEVEL	IS MDL > SCREENING LEVEL	INDUSTRIAL SCREENING VALUES - EPA RSL (mg/kg)	IS DETECT VALUE > SCREENING LEVEL	IS MDL > SCREENING LEVEL
VOC	SOM01.2	Isopropylbenzene	00098-82-8	YPDS0509	10/21/2011 0:00	0	0	0.84		mg/kg	J		Historical		NA	NA		NA	NA	1100	NO	ALL DETECT
VOC	SOM01.2	Isopropylbenzene	00098-82-8	YPDS0612	10/21/2011 0:00	0	0	0.031		mg/kg	J		Historical		NA	NA		NA	NA	1100	NO	ALL DETECT
VOC	SOM01.2	Isopropylbenzene	00098-82-8	YPDS0714	10/21/2011 0:00	0	0	0.0004		mg/kg	J		Historical		NA	NA		NA	NA	1100	NO	ALL DETECT
VOC	SOM01.2	Isopropylbenzene	00098-82-8	YPDS0812	10/21/2011 0:00	0	0		0.0052	mg/kg	U		Historical		NA	NA		NA	NA	1100	ND	NO
VOC	SOM01.2	Isopropylbenzene	00098-82-8	YPDS0912	10/21/2011 0:00	0	0		0.0055	mg/kg	U		Historical		NA	NA		NA	NA	1100	ND	NO
VOC	SOM01.2	Isopropylbenzene	00098-82-8	YPDS1012	10/21/2011 0:00	0	0	0.00072		mg/kg	J		Historical		NA	NA		NA	NA	1100	NO	ALL DETECT
VOC	SOM01.2	Isopropylbenzene	00098-82-8	YPDS1111	10/21/2011 0:00	0	0	0.26		mg/kg	J		Historical		NA	NA		NA	NA	1100	NO	ALL DETECT
VOC	SOM01.2	Isopropylbenzene	00098-82-8	YPDS1212	10/21/2011 0:00	0	0		0.0064	mg/kg	U		Historical		NA	NA		NA	NA	1100	ND	NO
VOC	SOM01.2	Isopropylbenzene	00098-82-8	YPDS1312	10/21/2011 0:00	0	0		0.0067	mg/kg	U		Historical		NA	NA		NA	NA	1100	ND	NO
VOC	SOM01.2	Isopropylbenzene	00098-82-8	YPDS1408	10/21/2011 0:00	0	0	0.64		mg/kg	J		Historical		NA	NA		NA	NA	1100	NO	ALL DETECT
VOC	SOM01.2	Isopropylbenzene	00098-82-8	YPDS1512	10/21/2011 0:00	0	0		0.0076	mg/kg	U		Historical		NA	NA		NA	NA	1100	ND	NO
VOC	SOM01.2	Isopropylbenzene	00098-82-8	YPDS1612	10/21/2011 0:00	0	0		0.0055	mg/kg	U		Historical		NA	NA		NA	NA	1100	ND	NO
SVOC	SOM01.2	Acetophenone	00098-86-2	YPDS0111	10/21/2011 0:00	0	0	0.078		mg/kg	J,B		Historical		NA	NA		NA	NA	10,000	NO	ALL DETECT
SVOC	SOM01.2	Acetophenone	00098-86-2	YPDS0210	10/21/2011 0:00	0	0	0.074		mg/kg	J,B		Historical		NA	NA		NA	NA	10,000	NO	ALL DETECT
SVOC	SOM01.2	Acetophenone	00098-86-2	YPDS0312	10/21/2011 0:00	0	0		3.6	mg/kg	U		Historical		NA	NA		NA	NA	10,000	ND	NO
SVOC	SOM01.2	Acetophenone	00098-86-2	YPDS0410	10/21/2011 0:00	0	0		3.8	mg/kg	U		Historical		NA	NA		NA	NA	10,000	ND	NO
SVOC	SOM01.2	Acetophenone	00098-86-2	YPDS0509	10/21/2011 0:00	0	0	0.043		mg/kg	J,B		Historical		NA	NA		NA	NA	10,000	NO	ALL DETECT
SVOC	SOM01.2	Acetophenone	00098-86-2	YPDS0612	10/21/2011 0:00	0	0		3.9	mg/kg	U		Historical		NA	NA		NA	NA	10,000	ND	NO
SVOC	SOM01.2	Acetophenone	00098-86-2	YPDS0714	10/21/2011 0:00	0	0	0.09		mg/kg	J,B		Historical		NA	NA		NA	NA	10,000	NO	ALL DETECT
SVOC	SOM01.2	Acetophenone	00098-86-2	YPDS0812	10/21/2011 0:00	0	0	0.066		mg/kg	J,B		Historical		NA	NA		NA	NA	10,000	NO	ALL DETECT
SVOC	SOM01.2	Acetophenone	00098-86-2	YPDS0912	10/21/2011 0:00	0	0	0.076		mg/kg	J,B		Historical		NA	NA		NA	NA	10,000	NO	ALL DETECT
SVOC	SOM01.2	Acetophenone	00098-86-2	YPDS1012	10/21/2011 0:00	0	0		3.8	mg/kg	U		Historical		NA	NA		NA	NA	10,000	ND	NO
SVOC	SOM01.2	Acetophenone	00098-86-2	YPDS1111	10/21/2011 0:00	0	0	0.069		mg/kg	J,B		Historical		NA	NA		NA	NA	10,000	NO	ALL DETECT
SVOC	SOM01.2	Acetophenone	00098-86-2	YPDS1212	10/21/2011 0:00	0	0	0.065		mg/kg	J,B		Historical		NA	NA		NA	NA	10,000	NO	ALL DETECT
SVOC	SOM01.2	Acetophenone	00098-86-2	YPDS1312	10/21/2011 0:00	0	0	0.083		mg/kg	J,B		Historical		NA	NA		NA	NA	10,000	NO	ALL DETECT
SVOC	SOM01.2	Acetophenone	00098-86-2	YPDS1408	10/21/2011 0:00	0	0		3.8	mg/kg	U		Historical		NA	NA		NA	NA	10,000	ND	NO
SVOC	SOM01.2	Acetophenone	00098-86-2	YPDS1512	10/21/2011 0:00	0	0	0.084		mg/kg	J,B		Historical		NA	NA		NA	NA	10,000	NO	ALL DETECT
SVOC	SOM01.2	Acetophenone	00098-86-2	YPDS1612	10/21/2011 0:00	0	0	0.081		mg/kg	J,B		Historical		NA	NA		NA	NA	10,000	NO	ALL DETECT
SVOC	SOM01.2	Acetophenone	00098-86-2	YPSS01	10/21/2011 0:00	0	0	0.079		mg/kg	J, B		Historical		NA	NA		NA	NA	10,000	NO	ALL DETECT
SVOC	SOM01.2	Acetophenone	00098-86-2	YPSS02	10/21/2011 0:00	0	0	0.081		mg/kg	J, B		Historical		NA	NA		NA	NA	10,000	NO	ALL DETECT
SVOC	SOM01.2	Acetophenone	00098-86-2	YPSS03	10/21/2011 0:00	0	0		5.9	mg/kg			Historical		NA	NA		NA	NA	10,000	ND	NO
SVOC	SOM01.2	Acetophenone	00098-86-2	YPSS04	10/21/2011 0:00	0	0		3.8	mg/kg	U		Historical		NA	NA		NA	NA	10,000	ND	NO
SVOC	SOM01.2	Acetophenone	00098-86-2	YPSS05	10/21/2011 0:00	0	0		3.6	mg/kg	U		Historical		NA	NA		NA	NA	10,000	ND	NO
SVOC	SOM01.2	Acetophenone	00098-86-2	YPSS06	10/21/2011 0:00	0	0		1.8	mg/kg	U		Historical		NA	NA		NA	NA	10,000	ND	NO
SVOC	SOM01.2	Acetophenone	00098-86-2	YPSS07	10/21/2011 0:00	0	0	0.086		mg/kg	J,B		Historical		NA	NA		NA	NA	10,000	NO	ALL DETECT
SVOC	SOM01.2	Acetophenone	00098-86-2	YPSS08	10/21/2011 0:00	0	0		4.4	mg/kg	U		Historical		NA	NA		NA	NA	10,000	ND	NO
SVOC	SOM01.2	Acetophenone	00098-86-2	YPSS09	10/21/2011 0:00	0	0		4.6	mg/kg	U		Historical		NA	NA		NA	NA	10,000	ND	NO
SVOC	SOM01.2	Acetophenone	00098-86-2	YPSS10	10/21/2011 0:00	0	0		5.3	mg/kg	U		Historical		NA	NA		NA	NA	10,000	ND	NO
SVOC	SOM01.2	Acetophenone	00098-86-2	YPSS11	10/21/2011 0:00	0	0		3.8	mg/kg	U		Historical		NA	NA		NA	NA	10,000	ND	NO
SVOC	SOM01.2	Acetophenone	00098-86-2	YPSS12	10/21/2011 0:00	0	0		3.5	mg/kg	U		Historical		NA	NA		NA	NA	10,000	ND	NO
SVOC	SOM01.2	Acetophenone	00098-86-2	YPSS13	10/21/2011 0:00	0	0		3.6	mg/kg	U		Historical		NA	NA		NA	NA	10,000	ND	NO
SVOC	SOM01.2	Acetophenone	00098-86-2	YPSS14	10/21/2011 0:00	0	0	0.045		mg/kg	J,B		Historical		NA	NA		NA	NA	10,000	NO	ALL DETECT
SVOC	SOM01.2	Acetophenone	00098-86-2	YPSS15	10/21/2011 0:00	0	0		3.8	mg/kg	U		Historical		NA	NA		NA	NA	10,000	ND	NO
SVOC	SOM01.2	Acetophenone	00098-86-2	YPSS16	10/21/2011 0:00	0	0		1.9	mg/kg	U		Historical		NA	NA		NA	NA	10,000	ND	NO
SVOC	SOM01.2	Acetophenone	00098-86-2	YPSS19	10/21/2011 0:00	0	0		5.2	mg/kg	U		Historical		NA	NA		NA	NA	10,000	ND	NO
SVOC	SW 8270C	Nitrobenzene	00098-95-3	LYMW09 (1-2 ft)	1/15/2014 15:00	1	2		0.12	mg/kg	U		280-51290-1	0.0176	ALL ND	YES	4.8	ND	NO	24	ND	NO
SVOC	SW 8270C	Nitrobenzene	00098-95-3	LYMW10 (1-2 ft)	1/15/2014 11:00	1	2		0.23	mg/kg	U		280-51290-1	0.0176	ALL ND	YES	4.8	ND	NO	24	ND	NO
SVOC	SW 8270C	Nitrobenzene	00098-95-3	LYMW11 (1-2 ft)	1/15/2014 10:00	1	2		0.023	mg/kg	U		280-51290-1	0.0176	ALL ND	YES	4.8	ND	NO	24	ND	NO
SVOC	SW 8270C	Nitrobenzene	00098-95-3	LYMW12 (1-2 ft)	1/15/2014 16:00	1	2		0.024	mg/kg	U		280-51290-1	0.0176	ALL ND	YES	4.8	ND	NO	24	ND	NO
SVOC	SW 8270C	Nitrobenzene	00098-95-3	LYMW13 (1-2 ft)	1/15/2014 9:00	1	2		0.024	mg/kg	U		280-51290-1	0.0176	ALL ND	YES	4.8	ND	NO	24	ND	NO
SVOC	SW 8270C	Nitrobenzene	00098-95-3	LYMW14 (1-2 ft)	1/15/2014 13:00	1	2		0.025	mg/kg	U		280-51290-1	0.0176	ALL ND	YES	4.8	ND	NO	24	ND	NO
VOC	SOM01.2	Ethylbenzene	00100-41-4	YPDS0111	10/21/2011 0:00	0	0		0.006	mg/kg	U		Historical	0.414	ALL ND	NO	5.4	ND	NO	27	ND	NO
VOC	SOM01.2	Ethylbenzene	00100-41-4	YPDS0210	10/21/2011 0:00	0	0		0.0059	mg/kg	U		Historical	0.414	ALL ND	NO	5.4	ND	NO	27	ND	NO
VOC	SOM01.2	Ethylbenzene	00100-41-4	YPDS0312	10/21/2011 0:00	0	0		0.32	mg/kg	U		Historical	0.414	ALL ND	NO	5.4	ND	NO	27	ND	NO
VOC	SOM01.2	Ethylbenzene	00100-41-4	YPDS0410	10/21/2011 0:00	0	0		0.32	mg/kg	U		Historical	0.414	ALL ND	NO	5.4	ND	NO	27	ND	NO
VOC	SOM01.2	Ethylbenzene	00100-41-4	YPDS0509	10/21/2011 0:00	0	0		1.4	mg/kg	U		Historical	0.414	ALL ND	YES	5.4	ND	NO	27	ND	NO
VOC	SOM01.2	Ethylbenzene	00100-41-4	YPDS0612	10/21/2011 0:00	0	0		0.57	mg/kg	U		Historical	0.414	ALL ND	YES	5.4	ND	NO	27	ND	NO
VOC	SOM01.2	Ethylbenzene	00100-41-4	YPDS0714	10/21/2011 0:00	0	0	0.00023		mg/kg	J		Historical	0.414	NO	ALL DETECT	5.4	NO	ALL DETECT	27	NO	ALL DETECT
VOC	SOM01.2	Ethylbenzene	00100-41-4	YPDS0812	10/21/2011 0:00	0	0		0.0052	mg/kg	U		Historical	0.414	ALL ND	NO	5.4	ND	NO	27	ND	NO
VOC	SOM01.2	Ethylbenzene	00100-41-4	YPDS0912	10/21/2011 0:00	0	0		0.0055	mg/kg	U		Historical	0.414	ALL ND	NO	5.4	ND	NO	27	ND	NO
VOC	SOM01.2	Ethylbenzene	00100-41-4	YPDS1012	10/21/2011 0:00	0	0	0.00046		mg/kg	J		Historical	0.414	NO	ALL DETECT	5.4	NO	ALL DETECT	27	NO	ALL DETECT
VOC	SOM01.2	Ethylbenzene	00100-41-4	YPDS1111	10/21/2011 0:00	0	0	0.24		mg/kg	J		Historical	0.414	NO	ALL DETECT	5.4	NO	ALL DETECT	27	NO	ALL DETECT
VOC	SOM01.2	Ethylbenzene	00100-41-4	YPDS1212	10/21/2011 0:00	0	0		0.0064	mg/kg	U		Historical	0.414	ALL ND	NO	5.4	ND	NO	27	ND	NO
VOC	SOM01.2	Ethylbenzene	00100-41-4	YPDS1312	10/21/2011 0:00	0	0		0.0067	mg/kg	U		Historical	0.414	ALL ND	NO	5.4	ND	NO	27	ND	NO
VOC	SOM01.2	Ethylbenzene	00100-41-4	YPDS1408	10/21/2011 0:00	0	0	0.78		mg/kg	J		Historical	0.414	YES	ALL DETECT	5.4	NO	ALL DETECT	27	NO	ALL DETECT
VOC	SOM01.2	Ethylbenzene	00100-41-4	YPDS1512	10/21/2011 0:00	0	0		0.0076	mg/kg	U		Historical	0.414	ALL ND	NO	5.4	ND	NO	27	ND	NO
VOC	SOM01.2	Ethylbenzene	00100-41-4	YPDS1612	10/21/2011 0:00	0	0		0.0055	mg/kg	U		Historical	0.414	ALL ND	NO	5.4	ND	NO	27	ND	NO
SVOC	SOM01.2	Benzaldehyde	00100-52-7	YPDS0111	10/21/2011 0:00	0	0	0.079		mg/kg	J,B		Historical		NA	NA		NA	NA	10,000	NO	ALL DETECT
SVOC	SOM01.2	Benzaldehyde	00100-52-7	YPDS0210	10/21/2011 0:00	0	0	0.098		mg/kg	J,B		Historical		NA	NA		NA	NA	10,000	NO	ALL DETECT
SVOC	SOM01.2	Benzaldehyde	00100-52-7	YPDS0312	10/21/2011 0:00	0	0		3.6	mg/kg	U		Historical		NA	NA		NA	NA	10,000	ND	NO
SVOC	SOM01.2	Benzaldehyde	00100-52-7	YPDS0410	10/21/2011 0:00	0	0		3.8	mg/kg	U		Historical		NA	NA		NA	NA	10,000	ND	NO
SVOC	SOM01.2	Benzaldehyde	00100-52-7	YPDS0509	10/21/2011 0:00	0	0	0.61		mg/kg	J,B		Historical		NA	NA		NA	NA	10,000	NO	ALL DETECT
SVOC	SOM01.2	Benzaldehyde	00100-52-7	YPDS0612	10/21/2011 0:00	0	0		3.9	mg/kg	U		Historical		NA	NA		NA	NA	10,000	ND	NO
SVOC	SOM01.2	Benzaldehyde	00100-52-7	YPDS0714	10/21/2011 0:00	0	0	0.099		mg/kg	J,B		Historical		NA	NA		NA	NA	10,000	NO	ALL DETECT
SVOC	SOM01.2	Benzaldehyde	00100-52-7	YPDS0812	10/21/2011 0:00	0	0	0.082		mg/kg	J,B		Historical		NA	NA		NA	NA	10,000	NO	ALL DETECT
SVOC	SOM01.2	Benzaldehyde	00100-52-7	YPDS0912	10/21/2011 0:00	0	0	0.082		mg/kg	J,B		Historical		NA	NA		NA	NA	10,000	NO	ALL DETECT
SVOC	SOM01.2	Benzaldehyde	00100-52-7	YPDS1012	10/21/2011 0:00	0	0		3.8	mg/kg	U		Historical		NA	NA		NA	NA	10,000	ND	NO
SVOC	SOM01.2	Benzaldehyde	00100-52-7	YPDS1111	10/21/2011 0:00	0	0	0.067		mg/kg	J,B		Historical		NA	NA		NA	NA	10,000	NO	ALL DETECT
SVOC	SOM01.2	Benzaldehyde	00100-52-7	YPDS1212	10/21/2011 0:00	0	0	0.079		mg/kg	J,B		Historical		NA	NA		NA	NA	10,000	NO	ALL DETECT
SVOC	SOM01.2	Benzaldehyde	00100-52-7	YPDS1312	10/21/2011 0:00	0	0	0.081		mg/kg	J,B		Historical		NA	NA		NA	NA	10,000	NO	ALL DETECT
SVOC	SOM01.2	Benzaldehyde	00100-52-7	YPDS1408	10/21/2011 0:00	0	0	0.13		mg/kg	J,B		Historical		NA	NA		NA	NA	10,000	NO	ALL DETECT
SVOC	SOM01.2	Benzaldehyde	00100-52-7	YPDS1512	10/21/2011 0:00	0	0	0.12		mg/kg	J,B		Historical		NA	NA		NA	NA	10,000	NO	ALL DETECT
SVOC	SOM01.2	Benzaldehyde	00100-52-7	YPDS1612	10/21/2011 0:00	0	0	0.083		mg/kg	J,B		Historical		NA	NA		NA	NA	10,000	NO	ALL DETECT
SVOC	SOM01.2	Benzaldehyde	00100-52-7	YPSS01	10/21/2011 0:00	0	0	0.074		mg/kg	J, B		Historical		NA	NA		NA	NA	10,000	NO	ALL DETECT
SVOC	SOM01.2	Benzaldehyde	00100-52-7	YPSS02	10/21/2011 0:00	0	0	0.1		mg/kg	J, B		Historical		NA	NA		NA	NA	10,000	NO	ALL DETECT
SVOC	SOM01.2	Benzaldehyde	00100-52-7	YPSS03	10/21/2011 0:00	0	0	0.24		mg/kg	J, B		Historical		NA	NA		NA	NA	10,000	NO	ALL DETECT
SVOC	SOM01.2	Benzaldehyde	00100-52-7	YPSS04	10/21/2011 0:00	0	0		3.8	mg/kg	U		Historical		NA	NA		NA	NA	10,000	ND	NO
SVOC	SOM01.2	Benzaldehyde	00100-52-7	YPSS05	10/21/2011 0:00	0	0		3.6	mg/kg	U		Historical		NA	NA		NA	NA	10,000	ND	NO
SVOC	SOM01.2	Benzaldehyde	00100-52-7	YPSS06	10/21/2011 0:00	0	0	0.072		mg/kg	J,B		Historical		NA	NA		NA	NA	10,000	NO	ALL DETECT
SVOC	SOM01.2	Benzaldehyde	00100-52-7	YPSS07	10/21/2011 0:00	0	0		1.8	mg/kg	U		Historical		NA	NA		NA	NA	10,000	ND	NO
SVOC	SOM01.2	Benzaldehyde	00100-52-7	YPSS08	10/21/2011 0:00	0	0		4.4	mg/kg	U		Historical		NA	NA		NA	NA	10,000	ND	NO
SVOC	SOM01.2	Benzaldehyde	00100-52-7	YPSS09	10/21/2011 0:00	0	0		4.6	mg/kg	U		Historical		NA	NA		NA	NA	10,000	ND	NO
SVOC	SOM01.2	Benzaldehyde	00100-52-7	YPSS10	10/21/2011 0:00	0	0		5.3	mg/kg	U		Historical		NA	NA		NA	NA	10,000	ND	NO
SVOC	SOM01.2	Benzaldehyde	00100-52-7	YPSS11	10/21/2011 0:00	0	0		3.8	mg/kg	U		Historical		NA	NA		NA	NA	10,000	ND	NO
SVOC	SOM01.2	Benzaldehyde	00100-52-7	YPSS12	10/21/2011 0:00	0	0		3.5	mg/kg	U		Historical		NA	NA		NA	NA	10,000	ND	NO
SVOC	SOM01.2	Benzaldehyde	00100-52-7	YPSS13	10/21/2011 0:00	0	0		3.6	mg/kg	U		Historical		NA	NA		NA	NA	10,000	ND	NO
SVOC	SOM01.2	Benzaldehyde	00100-52-7	YPSS14	10/21/2011 0:00	0	0	0.039		mg/kg	J,B		Historical		NA	NA		NA	NA	10,000	NO	ALL DETECT
SVOC	SOM01.2	Benzaldehyde	00100-52-7	YPSS15	10/21/2011 0:00	0	0		3.8	mg/kg	U		Historical		NA	NA		NA	NA	10,000	ND	NO
SVOC	SOM01.2	Benzaldehyde	00100-52-7	YPSS16	10/21/2011 0:00	0	0		1.9	mg/kg	U		Historical		NA	NA		NA	NA	10,000	ND	NO
SVOC	SOM01.2	Benzaldehyde	00100-52-7	YPSS19	10/21/2011 0:00	0	0		5.2	mg/kg	U		Historical		NA	NA		NA	NA	10,000	ND	NO

TABLE 3-6A. SURFACE SOIL POINT-BY-POINT CONSTITUENT OF CONCERN (COC) SCREEN
WYOMING DEPARTMENT OF ENVIRONMENTAL QUALITY, LARAMIE FORMER YTTRIUM PLANT, LARAMIE, WYOMING

CATEGORY	METHOD	ANALYTE	TRI-CAS	SAMPLE_ID	DATE TIME SAMPLED	SAMPLE START DEPTH	SAMPLE END DEPTH	DETECTED RESULTS	NON-DETECTED (METHOD DETECTION LIMIT (MDL))	UNITS	LAB QUALIFIER	DATA VALIDATION REVIEWER QUALIFIER	LABORATORY DATA SET NUMBER	MIGRATION TO GROUNDWATER - FACT SHEET #12 (mg/kg)	IS DETECT VALUE > SCREENING LEVEL	IS MDL > SCREENING LEVEL	RESIDENTIAL SOIL SCREENING VALUES - FACT SHEET #12 (mg/kg)	IS DETECT VALUE > SCREENING LEVEL	IS MDL > SCREENING LEVEL	INDUSTRIAL SCREENING VALUES - EPA RSL (mg/kg)	IS DETECT VALUE > SCREENING LEVEL	IS MDL > SCREENING LEVEL
SVOC	SW 8270C	2,4-Dimethylphenol	00105-67-9	LYMW09 (1-2 ft)	1/15/2014 15:00	1	2		0.37	mg/kg	U		280-51290-1	0.274	ALL ND	YES	1,200	ND	NO	1,200	ND	NO
SVOC	SW 8270C	2,4-Dimethylphenol	00105-67-9	LYMW10 (1-2 ft)	1/15/2014 11:00	1	2		0.69	mg/kg	U		280-51290-1	0.274	ALL ND	YES	1,200	ND	NO	1,200	ND	NO
SVOC	SW 8270C	2,4-Dimethylphenol	00105-67-9	LYMW11 (1-2 ft)	1/15/2014 10:00	1	2		0.068	mg/kg	U		280-51290-1	0.274	ALL ND	NO	1,200	ND	NO	1,200	ND	NO
SVOC	SW 8270C	2,4-Dimethylphenol	00105-67-9	LYMW12 (1-2 ft)	1/15/2014 16:00	1	2		0.072	mg/kg	U		280-51290-1	0.274	ALL ND	NO	1,200	ND	NO	1,200	ND	NO
SVOC	SW 8270C	2,4-Dimethylphenol	00105-67-9	LYMW13 (1-2 ft)	1/15/2014 9:00	1	2		0.071	mg/kg	U		280-51290-1	0.274	ALL ND	NO	1,200	ND	NO	1,200	ND	NO
SVOC	SW 8270C	2,4-Dimethylphenol	00105-67-9	LYMW14 (1-2 ft)	1/15/2014 13:00	1	2		0.076	mg/kg	U		280-51290-1	0.274	ALL ND	NO	1,200	ND	NO	1,200	ND	NO
SVOC	SW 8270C	4-Methylphenol	00106-44-5	LYMW09 (1-2 ft)	1/15/2014 15:00	1	2		0.18	mg/kg	U		280-51290-1	0.0834	ALL ND	YES	6,100	ND	NO	6,200	ND	NO
SVOC	SW 8270C	4-Methylphenol	00106-44-5	LYMW10 (1-2 ft)	1/15/2014 11:00	1	2		0.35	mg/kg	U		280-51290-1	0.0834	ALL ND	YES	6,100	ND	NO	6,200	ND	NO
SVOC	SW 8270C	4-Methylphenol	00106-44-5	LYMW11 (1-2 ft)	1/15/2014 10:00	1	2		0.034	mg/kg	U		280-51290-1	0.0834	ALL ND	NO	6,100	ND	NO	6,200	ND	NO
SVOC	SW 8270C	4-Methylphenol	00106-44-5	LYMW12 (1-2 ft)	1/15/2014 16:00	1	2		0.036	mg/kg	U		280-51290-1	0.0834	ALL ND	NO	6,100	ND	NO	6,200	ND	NO
SVOC	SW 8270C	4-Methylphenol	00106-44-5	LYMW13 (1-2 ft)	1/15/2014 9:00	1	2		0.038	mg/kg	U		280-51290-1	0.0834	ALL ND	NO	6,100	ND	NO	6,200	ND	NO
SVOC	SW 8270C	4-Methylphenol	00106-44-5	LYMW14 (1-2 ft)	1/15/2014 13:00	1	2		0.038	mg/kg	U		280-51290-1	0.0834	ALL ND	NO	6,100	ND	NO	6,200	ND	NO
VOC	SOM01.2	4-Methylphenol	00106-44-5	YPSS01	10/21/2011 0:00	0	0		0.91	mg/kg			Historical	0.0834	ALL ND	YES	6,100	ND	NO	6,200	ND	NO
VOC	SOM01.2	4-Methylphenol	00106-44-5	YPSS02	10/21/2011 0:00	0	0		0.96	mg/kg			Historical	0.0834	ALL ND	YES	6,100	ND	NO	6,200	ND	NO
VOC	SOM01.2	4-Methylphenol	00106-44-5	YPSS03	10/21/2011 0:00	0	0	1.9		mg/kg	J		Historical	0.0834	YES	ALL DETECT	6,100	NO	ALL DETECT	6,200	NO	ALL DETECT
VOC	SOM01.2	4-Methylphenol	00106-44-5	YPSS04	10/21/2011 0:00	0	0		3.8	mg/kg	U		Historical	0.0834	ALL ND	YES	6,100	ND	NO	6,200	ND	NO
VOC	SOM01.2	4-Methylphenol	00106-44-5	YPSS05	10/21/2011 0:00	0	0		3.6	mg/kg	U		Historical	0.0834	ALL ND	YES	6,100	ND	NO	6,200	ND	NO
VOC	SOM01.2	4-Methylphenol	00106-44-5	YPSS06	10/21/2011 0:00	0	0		1.8	mg/kg	U		Historical	0.0834	ALL ND	YES	6,100	ND	NO	6,200	ND	NO
VOC	SOM01.2	4-Methylphenol	00106-44-5	YPSS07	10/21/2011 0:00	0	0		1.8	mg/kg	U		Historical	0.0834	ALL ND	YES	6,100	ND	NO	6,200	ND	NO
VOC	SOM01.2	4-Methylphenol	00106-44-5	YPSS08	10/21/2011 0:00	0	0		4.4	mg/kg	U		Historical	0.0834	ALL ND	YES	6,100	ND	NO	6,200	ND	NO
VOC	SOM01.2	4-Methylphenol	00106-44-5	YPSS09	10/21/2011 0:00	0	0		4.6	mg/kg	U		Historical	0.0834	ALL ND	YES	6,100	ND	NO	6,200	ND	NO
VOC	SOM01.2	4-Methylphenol	00106-44-5	YPSS10	10/21/2011 0:00	0	0		5.3	mg/kg	U		Historical	0.0834	ALL ND	YES	6,100	ND	NO	6,200	ND	NO
VOC	SOM01.2	4-Methylphenol	00106-44-5	YPSS11	10/21/2011 0:00	0	0		3.8	mg/kg	U		Historical	0.0834	ALL ND	YES	6,100	ND	NO	6,200	ND	NO
VOC	SOM01.2	4-Methylphenol	00106-44-5	YPSS12	10/21/2011 0:00	0	0		3.5	mg/kg	U		Historical	0.0834	ALL ND	YES	6,100	ND	NO	6,200	ND	NO
VOC	SOM01.2	4-Methylphenol	00106-44-5	YPSS13	10/21/2011 0:00	0	0		3.6	mg/kg	U		Historical	0.0834	ALL ND	YES	6,100	ND	NO	6,200	ND	NO
VOC	SOM01.2	4-Methylphenol	00106-44-5	YPSS14	10/21/2011 0:00	0	0		0.9	mg/kg	U		Historical	0.0834	ALL ND	YES	6,100	ND	NO	6,200	ND	NO
VOC	SOM01.2	4-Methylphenol	00106-44-5	YPSS15	10/21/2011 0:00	0	0		3.8	mg/kg	U		Historical	0.0834	ALL ND	YES	6,100	ND	NO	6,200	ND	NO
VOC	SOM01.2	4-Methylphenol	00106-44-5	YPSS16	10/21/2011 0:00	0	0		1.9	mg/kg	U		Historical	0.0834	ALL ND	YES	6,100	ND	NO	6,200	ND	NO
VOC	SOM01.2	4-Methylphenol	00106-44-5	YPSS19	10/21/2011 0:00	0	0		5.2	mg/kg	U		Historical	0.0834	ALL ND	YES	6,100	ND	NO	6,200	ND	NO
SVOC	SW 8270C	1,4-Dichlorobenzene	00106-46-7	LYMW09 (1-2 ft)	1/15/2014 15:00	1	2		0.075	mg/kg	U		280-51290-1	0.0619224	ALL ND	YES	2,400	ND	NO	12	ND	NO
SVOC	SW 8270C	1,4-Dichlorobenzene	00106-46-7	LYMW10 (1-2 ft)	1/15/2014 11:00	1	2		0.14	mg/kg	U		280-51290-1	0.0619224	ALL ND	YES	2,400	ND	NO	12	ND	NO
SVOC	SW 8270C	1,4-Dichlorobenzene	00106-46-7	LYMW11 (1-2 ft)	1/15/2014 10:00	1	2		0.014	mg/kg	U		280-51290-1	0.0619224	ALL ND	NO	2,400	ND	NO	12	ND	NO
SVOC	SW 8270C	1,4-Dichlorobenzene	00106-46-7	LYMW12 (1-2 ft)	1/15/2014 16:00	1	2		0.015	mg/kg	U		280-51290-1	0.0619224	ALL ND	NO	2,400	ND	NO	12	ND	NO
SVOC	SW 8270C	1,4-Dichlorobenzene	00106-46-7	LYMW13 (1-2 ft)	1/15/2014 9:00	1	2		0.015	mg/kg	U		280-51290-1	0.0619224	ALL ND	NO	2,400	ND	NO	12	ND	NO
SVOC	SW 8270C	1,4-Dichlorobenzene	00106-46-7	LYMW14 (1-2 ft)	1/15/2014 13:00	1	2		0.016	mg/kg	U		280-51290-1	0.0619224	ALL ND	NO	2,400	ND	NO	12	ND	NO
SVOC	SW 8270C	4-Chloroaniline	00106-47-8	LYMW09 (1-2 ft)	1/15/2014 15:00	1	2		0.45	mg/kg	U		280-51290-1	0.0355	ALL ND	YES	2.4	ND	NO	8.6	ND	NO
SVOC	SW 8270C	4-Chloroaniline	00106-47-8	LYMW10 (1-2 ft)	1/15/2014 11:00	1	2		0.86	mg/kg	U		280-51290-1	0.0355	ALL ND	YES	2.4	ND	NO	8.6	ND	NO
SVOC	SW 8270C	4-Chloroaniline	00106-47-8	LYMW11 (1-2 ft)	1/15/2014 10:00	1	2		0.085	mg/kg	U		280-51290-1	0.0355	ALL ND	YES	2.4	ND	NO	8.6	ND	NO
SVOC	SW 8270C	4-Chloroaniline	00106-47-8	LYMW12 (1-2 ft)	1/15/2014 16:00	1	2		0.089	mg/kg	U		280-51290-1	0.0355	ALL ND	YES	2.4	ND	NO	8.6	ND	NO
SVOC	SW 8270C	4-Chloroaniline	00106-47-8	LYMW13 (1-2 ft)	1/15/2014 9:00	1	2		0.088	mg/kg	U		280-51290-1	0.0355	ALL ND	YES	2.4	ND	NO	8.6	ND	NO
SVOC	SW 8270C	4-Chloroaniline	00106-47-8	LYMW14 (1-2 ft)	1/15/2014 13:00	1	2		0.094	mg/kg	U		280-51290-1	0.0355	ALL ND	YES	2.4	ND	NO	8.6	ND	NO
SVOC	SW 8270C	3-Methylphenol	00108-39-4	LYMW09 (1-2 ft)	1/15/2014 15:00	1	2		0.18	mg/kg	U		280-51290-1	0.834	ALL ND	NO	3,100	ND	NO	3100	NA	NA
SVOC	SW 8270C	3-Methylphenol	00108-39-4	LYMW10 (1-2 ft)	1/15/2014 11:00	1	2		0.35	mg/kg	U		280-51290-1	0.834	ALL ND	NO	3,100	ND	NO	3100	NA	NA
SVOC	SW 8270C	3-Methylphenol	00108-39-4	LYMW11 (1-2 ft)	1/15/2014 10:00	1	2		0.034	mg/kg	U		280-51290-1	0.834	ALL ND	NO	3,100	ND	NO	3100	NA	NA
SVOC	SW 8270C	3-Methylphenol	00108-39-4	LYMW12 (1-2 ft)	1/15/2014 16:00	1	2		0.036	mg/kg	U		280-51290-1	0.834	ALL ND	NO	3,100	ND	NO	3100	NA	NA
SVOC	SW 8270C	3-Methylphenol	00108-39-4	LYMW13 (1-2 ft)	1/15/2014 9:00	1	2		0.036	mg/kg	U		280-51290-1	0.834	ALL ND	NO	3,100	ND	NO	3100	NA	NA
SVOC	SW 8270C	3-Methylphenol	00108-39-4	LYMW14 (1-2 ft)	1/15/2014 13:00	1	2		0.038	mg/kg	U		280-51290-1	0.834	ALL ND	NO	3,100	ND	NO	3100	NA	NA
VOC	SOM01.2	Methyl cyclohexane	00108-87-2	YPDS0111	10/21/2011 0:00	0	0		0.006	mg/kg	U		Historical		NA	NA		NA	NA		NA	NA
VOC	SOM01.2	Methyl cyclohexane	00108-87-2	YPDS0210	10/21/2011 0:00	0	0		0.0059	mg/kg	U		Historical		NA	NA		NA	NA		NA	NA
VOC	SOM01.2	Methyl cyclohexane	00108-87-2	YPDS0312	10/21/2011 0:00	0	0		0.32	mg/kg	U		Historical		NA	NA		NA	NA		NA	NA
VOC	SOM01.2	Methyl cyclohexane	00108-87-2	YPDS0410	10/21/2011 0:00	0	0		0.32	mg/kg	U		Historical		NA	NA		NA	NA		NA	NA
VOC	SOM01.2	Methyl cyclohexane	00108-87-2	YPDS0509	10/21/2011 0:00	0	0	6.8		mg/kg			Historical		NA	NA		NA	NA		NA	NA
VOC	SOM01.2	Methyl cyclohexane	00108-87-2	YPDS0612	10/21/2011 0:00	0	0	0.11		mg/kg	J		Historical		NA	NA		NA	NA		NA	NA
VOC	SOM01.2	Methyl cyclohexane	00108-87-2	YPDS0714	10/21/2011 0:00	0	0	0.0023		mg/kg	J		Historical		NA	NA		NA	NA		NA	NA
VOC	SOM01.2	Methyl cyclohexane	00108-87-2	YPDS0812	10/21/2011 0:00	0	0		0.0052	mg/kg	U		Historical		NA	NA		NA	NA		NA	NA
VOC	SOM01.2	Methyl cyclohexane	00108-87-2	YPDS0912	10/21/2011 0:00	0	0		0.0055	mg/kg	U		Historical		NA	NA		NA	NA		NA	NA
VOC	SOM01.2	Methyl cyclohexane	00108-87-2	YPDS1012	10/21/2011 0:00	0	0	0.0039		mg/kg	J		Historical		NA	NA		NA	NA		NA	NA
VOC	SOM01.2	Methyl cyclohexane	00108-87-2	YPDS1111	10/21/2011 0:00	0	0	3.5		mg/kg			Historical		NA	NA		NA	NA		NA	NA
VOC	SOM01.2	Methyl cyclohexane	00108-87-2	YPDS1212	10/21/2011 0:00	0	0		0.0064	mg/kg	U		Historical		NA	NA		NA	NA		NA	NA
VOC	SOM01.2	Methyl cyclohexane	00108-87-2	YPDS1312	10/21/2011 0:00	0	0		0.0067	mg/kg	U		Historical		NA	NA		NA	NA		NA	NA
VOC	SOM01.2	Methyl cyclohexane	00108-87-2	YPDS1408	10/21/2011 0:00	0	0	5.9		mg/kg	J		Historical		NA	NA		NA	NA		NA	NA
VOC	SOM01.2	Methyl cyclohexane	00108-87-2	YPDS1512	10/21/2011 0:00	0	0	0.00085		mg/kg	J		Historical		NA	NA		NA	NA		NA	NA
VOC	SOM01.2	Methyl cyclohexane	00108-87-2	YPDS1612	10/21/2011 0:00	0	0	0.0066		mg/kg			Historical		NA	NA		NA	NA		NA	NA
VOC	SOM01.2	Toluene	00108-88-3	YPDS0111	10/21/2011 0:00	0	0		0.006	mg/kg	U		Historical	0.406	ALL ND	NO	5,000	ND	NO	4,500	ND	NO
VOC	SOM01.2	Toluene	00108-88-3	YPDS0210	10/21/2011 0:00	0	0		0.0059	mg/kg	U		Historical	0.406	ALL ND	NO	5,000	ND	NO	4,500	ND	NO
VOC	SOM01.2	Toluene	00108-88-3	YPDS0312	10/21/2011 0:00	0	0		0.32	mg/kg	U		Historical	0.406	ALL ND	NO	5,000	ND	NO	4,500	ND	NO
VOC	SOM01.2	Toluene	00108-88-3	YPDS0410	10/21/2011 0:00	0	0		0.32	mg/kg	U		Historical	0.406	ALL ND	NO	5,000	ND	NO	4,500	ND	NO
VOC	SOM01.2	Toluene	00108-88-3	YPDS0509	10/21/2011 0:00	0	0	0.077		mg/kg	J		Historical	0.406	NO	ALL DETECT	5,000	NO	ALL DETECT	4,500	NO	ALL DETECT
VOC	SOM01.2	Toluene	00108-88-3	YPDS0612	10/21/2011 0:00	0	0		0.57	mg/kg	U		Historical	0.406	ALL ND	YES	5,000	ND	NO	4,500	ND	NO
VOC	SOM01.2	Toluene	00108-88-3	YPDS0714	10/21/2011 0:00	0	0	0.0002		mg/kg	J		Historical	0.406	NO	ALL DETECT	5,000	NO	ALL DETECT	4,500	NO	ALL DETECT
VOC	SOM01.2	Toluene	00108-88-3	YPDS0812	10/21/2011 0:00	0	0	0.00016		mg/kg	J		Historical	0.406	NO	ALL DETECT	5,000	NO	ALL DETECT	4,500	NO	ALL DETECT
VOC	SOM01.2	Toluene	00108-88-3	YPDS0912	10/21/2011 0:00	0	0		0.0055	mg/kg	U		Historical	0.406	ALL ND	NO	5,000	ND	NO	4,500	ND	NO
VOC	SOM01.2	Toluene	00108-88-3	YPDS1012	10/21/2011 0:00	0	0		0.0053	mg/kg	U		Historical	0.406	ALL ND	NO	5,000	ND	NO	4,500	ND	NO
VOC	SOM01.2	Toluene	00108-88-3	YPDS1111	10/21/2011 0:00	0	0	0.014		mg/kg	J		Historical	0.406	NO	ALL DETECT	5,000	NO	ALL DETECT	4,500	NO	ALL DETECT
VOC	SOM01.2	Toluene	00108-88-3	YPDS1212	10/21/2011 0:00	0	0		0.0064	mg/kg	U		Historical	0.406	ALL ND	NO	5,000	ND	NO	4,500	ND	NO
VOC	SOM01.2	Toluene	00108-88-3	YPDS1312	10/21/2011 0:00	0	0		0.0067	mg/kg	U		Historical	0.406	ALL ND	NO	5,000	ND	NO	4,500	ND	NO
VOC	SOM01.2	Toluene	00108-88-3	YPDS1408	10/21/2011 0:00	0	0		6.2	mg/kg	U		Historical	0.406	ALL ND	YES	5,000	ND	NO	4,500	ND	NO
VOC	SOM01.2	Toluene	00108-88-3	YPDS1512	10/21/2011 0:00	0	0	0.00031		mg/kg	J		Historical	0.406	NO	ALL DETECT	5,000	NO	ALL DETECT	4,500	NO	ALL DETECT
VOC	SOM01.2	Toluene	00108-88-3	YPDS1612	10/21/2011 0:00	0	0		0.0055	mg/kg	U		Historical	0.406	ALL ND	NO	5,000	ND	NO	4,500	ND	NO
SVOC	SW 8270C	Phenol	00108-95-2	LYMW09 (1-2 ft)	1/15/2014 15:00	1	2		0.1	mg/kg	U		280-51290-1	2.29	ALL ND	NO	18,000	ND	NO	18000	NA	NA
SVOC	SW 8270C	Phenol	00108-95-2	LYMW10 (1-2 ft)	1/15/2014 11:00	1	2		0.19	mg/kg	U		280-51290-1	2.29	ALL ND	NO	18,000	ND	NO	18000	NA	NA
SVOC	SW 8270C	Phenol	00108-95-2	LYMW11 (1-2 ft)	1/15/2014 10:00	1	2		0.019	mg/kg	U		280-51290-1	2.29	ALL ND	NO	18,000	ND	NO	18000	NA	NA
SVOC	SW 8270C	Phenol	00108-95-2	LYMW12 (1-2 ft)	1/15/2014 16:00	1	2		0.02	mg/kg	U		280-51290-1	2.29	ALL ND	NO	18,000	ND	NO	18000	NA	NA
SVOC	SW 8270C	Phenol	00108-95-2	LYMW13 (1-2 ft)	1/15/2014 9:00	1	2		0.019	mg/kg	U		280-51290-1	2.29	ALL ND	NO	18,000	ND	NO	18000	NA	NA
SVOC	SW 8270C	Phenol	00108-95-2	LYMW14 (1-2 ft)	1/15/2014 13:00	1	2		0.021	mg/kg	U		280-51290-1	2.29	ALL ND	NO	18,000	ND	NO	18000	NA	NA
SVOC	SOM01.2	Phenol	00108-95-2	YPDS0111	10/21/2011 0:00	0	0	0.022		mg/kg	J,B		Historical	2.29	NO	ALL DETECT	18,000	NO	ALL DETECT	18000	NA	NA
SVOC	SOM01.2	Phenol	00108-95-2	YPDS0210	10/21/2011 0:00	0	0	0.02		mg/kg	J,B		Historical	2.29	NO	ALL DETECT	18,000	NO	ALL DETECT	18000	NA	NA
SVOC	SOM01.2	Phenol	00108-95-2	YPDS0312	10/21/2011 0:00	0	0		3.6	mg/kg	U		Historical	2.29	ALL ND	YES	18,000	ND	NO	18000	NA	NA
SVOC	SOM01.2	Phenol	00108-95-2	YPDS0410	10/21/2011 0:00	0	0		3.8	mg/kg	U		Historical	2.29	ALL ND	YES	18,000	ND	NO	18000	NA	NA
SVOC	SOM01.2	Phenol	00108-95-2	YPDS0509	10/21/2011 0:00	0	0	0.026		mg/kg	J,B		Historical	2.29	NO	ALL DETECT	18,000	NO	ALL DETECT	18000	NA	NA
SVOC	SOM01.2	Phenol	00108-95-2	YPDS0612	10/21/2011 0:00	0	0		3.9	mg/kg	U		Historical	2.29	ALL ND	YES	18,000	ND	NO	18000	NA	NA
SVOC	SOM01.2	Phenol	00108-95-2	YPDS0714	10/21/2011 0:00	0	0	0.024		mg/kg	J,B		Historical	2.29	NO	ALL DETECT	18,000	NO	ALL DETECT	18000	NA	NA
SVOC	SOM01.2	Phenol	00108-95-2	YPDS0812	10/21/2011 0:00	0	0	0.018		mg/kg	J,B		Historical	2.29	NO	ALL DETECT	18,000	NO	ALL DETECT	18000	NA	NA
SVOC	SOM01.2	Phenol	00108-95-2	YPDS0912	10/21/2011 0:00	0	0	0.022		mg/kg	J,B		Historical	2.29	NO	ALL DETECT	18,000	NO	ALL DETECT	18000	NA	NA
SVOC	SOM01.2	Phenol	00108-95-2	YPDS1012	10/21/2011 0:00	0	0		3.8	mg/kg	U		Historical	2.29	ALL ND	YES	18,000	ND	NO	18000	NA	NA
SVOC	SOM01.2	Phenol	00108-95-2	YPDS1111	10/21/2011 0:00	0	0	0.02		mg/kg	J,B		Historical	2.29	NO	ALL DETECT	18,000	NO	ALL DETECT	18000	NA	NA
SVOC	SOM01.2	Phenol	00108-95-2	YPDS1212	10/21/2011 0:00	0	0	0.019		mg/kg	J,B		Historical	2.29	NO	ALL DETECT	18,000	NO	ALL DETECT	18000	NA	NA
SVOC	SOM01.2	Phenol	00108-95-2	YPDS1312	10/21/2011 0:00	0	0	0.024		mg/kg	J,B		Historical	2.29	NO	ALL DETECT	18,000	NO	ALL DETECT	18000	NA	NA
SVOC	SOM01.2	Phenol	00108-95-2	YPDS1408	10/21/2011 0:00	0	0		3.8	mg/kg	U		Historical	2.29	ALL ND	YES	18,000	ND	NO	18000	NA	NA
SVOC	SOM01.2	Phenol	00108-95-2	YPDS1512	10/21/2011 0:00	0	0	0.026		mg/kg	J,B		Historical	2.29	NO	ALL DETECT	18,000	NO	ALL DETECT	18000	NA	NA

TABLE 3-6A. SURFACE SOIL POINT-BY-POINT CONSTITUENT OF CONCERN (COC) SCREEN
WYOMING DEPARTMENT OF ENVIRONMENTAL QUALITY, LARAMIE FORMER YTTRIUM PLANT, LARAMIE, WYOMING

CATEGORY	METHOD	ANALYTE	TRI-CAS	SAMPLE_ID	DATE TIME SAMPLED	SAMPLE START DEPTH	SAMPLE END DEPTH	DETECTED RESULTS	NON-DETECTED (METHOD DETECTION LIMIT (MDL))	UNITS	LAB QUALIFIER	DATA VALIDATION REVIEWER QUALIFIER	LABORATORY DATA SET NUMBER	MIGRATION TO GROUNDWATER - FACT SHEET #12 (mg/kg)	IS DETECT VALUE > SCREENING LEVEL	IS MDL > SCREENING LEVEL	RESIDENTIAL SOIL SCREENING VALUES - FACT SHEET #12 (mg/kg)	IS DETECT VALUE > SCREENING LEVEL	IS MDL > SCREENING LEVEL	INDUSTRIAL SCREENING VALUES - EPA RSL (mg/kg)	IS DETECT VALUE > SCREENING LEVEL	IS MDL > SCREENING LEVEL
SVOC	SOM01.2	Phenol	00108-95-2	YPDS1612	10/21/2011 0:00	0	0	0.022		mg/kg	J,B		Historical	2.29	NO	ALL DETECT	18,000	NO	ALL DETECT	18000	NA	NA
VOC	SOM01.2	Cyclohexane	00110-82-7	YPDS0111	10/21/2011 0:00	0	0		0.006	mg/kg	U		Historical		NA	NA		NA	NA	2,900	ND	NO
VOC	SOM01.2	Cyclohexane	00110-82-7	YPDS0210	10/21/2011 0:00	0	0		0.0059	mg/kg	U		Historical		NA	NA		NA	NA	2,900	ND	NO
VOC	SOM01.2	Cyclohexane	00110-82-7	YPDS0312	10/21/2011 0:00	0	0		0.32	mg/kg	U		Historical		NA	NA		NA	NA	2,900	ND	NO
VOC	SOM01.2	Cyclohexane	00110-82-7	YPDS0410	10/21/2011 0:00	0	0		0.32	mg/kg	U		Historical		NA	NA		NA	NA	2,900	ND	NO
VOC	SOM01.2	Cyclohexane	00110-82-7	YPDS0509	10/21/2011 0:00	0	0	1.8		mg/kg			Historical		NA	NA		NA	NA	2,900	NO	ALL DETECT
VOC	SOM01.2	Cyclohexane	00110-82-7	YPDS0612	10/21/2011 0:00	0	0		0.57	mg/kg	U		Historical		NA	NA		NA	NA	2,900	ND	NO
VOC	SOM01.2	Cyclohexane	00110-82-7	YPDS0714	10/21/2011 0:00	0	0	0.001		mg/kg	J		Historical		NA	NA		NA	NA	2,900	NO	ALL DETECT
VOC	SOM01.2	Cyclohexane	00110-82-7	YPDS0812	10/21/2011 0:00	0	0		0.0052	mg/kg	U		Historical		NA	NA		NA	NA	2,900	ND	NO
VOC	SOM01.2	Cyclohexane	00110-82-7	YPDS0912	10/21/2011 0:00	0	0		0.0055	mg/kg	U		Historical		NA	NA		NA	NA	2,900	ND	NO
VOC	SOM01.2	Cyclohexane	00110-82-7	YPDS1012	10/21/2011 0:00	0	0	0.00077		mg/kg	J		Historical		NA	NA		NA	NA	2,900	NO	ALL DETECT
VOC	SOM01.2	Cyclohexane	00110-82-7	YPDS1111	10/21/2011 0:00	0	0	0.9		mg/kg			Historical		NA	NA		NA	NA	2,900	NO	ALL DETECT
VOC	SOM01.2	Cyclohexane	00110-82-7	YPDS1212	10/21/2011 0:00	0	0		0.0064	mg/kg	U		Historical		NA	NA		NA	NA	2,900	ND	NO
VOC	SOM01.2	Cyclohexane	00110-82-7	YPDS1312	10/21/2011 0:00	0	0		0.0067	mg/kg	U		Historical		NA	NA		NA	NA	2,900	ND	NO
VOC	SOM01.2	Cyclohexane	00110-82-7	YPDS1408	10/21/2011 0:00	0	0		6.2	mg/kg	U		Historical		NA	NA		NA	NA	2,900	ND	NO
VOC	SOM01.2	Cyclohexane	00110-82-7	YPDS1512	10/21/2011 0:00	0	0	0.00066		mg/kg	J		Historical		NA	NA		NA	NA	2,900	NO	ALL DETECT
VOC	SOM01.2	Cyclohexane	00110-82-7	YPDS1612	10/21/2011 0:00	0	0		0.0055	mg/kg	U		Historical		NA	NA		NA	NA	2,900	ND	NO
SVOC	SW 8270C	Pyridine	00110-86-1	LYMW09 (1-2 ft)	1/15/2014 15:00	1	2		0.72	mg/kg	U		280-51290-1	0.00906	ALL ND	YES	78	ND	NO	100	ND	NO
SVOC	SW 8270C	Pyridine	00110-86-1	LYMW10 (1-2 ft)	1/15/2014 11:00	1	2		1.4	mg/kg	U		280-51290-1	0.00906	ALL ND	YES	78	ND	NO	100	ND	NO
SVOC	SW 8270C	Pyridine	00110-86-1	LYMW11 (1-2 ft)	1/15/2014 10:00	1	2		0.13	mg/kg	U		280-51290-1	0.00906	ALL ND	YES	78	ND	NO	100	ND	NO
SVOC	SW 8270C	Pyridine	00110-86-1	LYMW12 (1-2 ft)	1/15/2014 16:00	1	2		0.14	mg/kg	U		280-51290-1	0.00906	ALL ND	YES	78	ND	NO	100	ND	NO
SVOC	SW 8270C	Pyridine	00110-86-1	LYMW13 (1-2 ft)	1/15/2014 9:00	1	2		0.14	mg/kg	U		280-51290-1	0.00906	ALL ND	YES	78	ND	NO	100	ND	NO
SVOC	SW 8270C	Pyridine	00110-86-1	LYMW14 (1-2 ft)	1/15/2014 13:00	1	2		0.15	mg/kg	U		280-51290-1	0.00906	ALL ND	YES	78	ND	NO	100	ND	NO
SVOC	8270C	Pyridine	00110-86-1	LYSOA01	6/4/2012 0:00	0	0		0.2	mg/kg	U,V		Historical	0.00906	ALL ND	YES	78	ND	NO	100	ND	NO
SVOC	8270C	Pyridine	00110-86-1	LYSOA02	6/4/2012 0:00	0	0		0.41	mg/kg	U,V		Historical	0.00906	ALL ND	YES	78	ND	NO	100	ND	NO
SVOC	8270C	Pyridine	00110-86-1	LYSOA03	6/4/2012 0:00	0	0		0.41	mg/kg	U,V		Historical	0.00906	ALL ND	YES	78	ND	NO	100	ND	NO
SVOC	8270C	Pyridine	00110-86-1	LYSOA04	6/4/2012 0:00	0	0		0.39	mg/kg	U,M,V		Historical	0.00906	ALL ND	YES	78	ND	NO	100	ND	NO
SVOC	8270C	Pyridine	00110-86-1	LYSOA05	6/4/2012 0:00	0	0		0.43	mg/kg	U,V		Historical	0.00906	ALL ND	YES	78	ND	NO	100	ND	NO
SVOC	8270C	Pyridine	00110-86-1	LYSOB01	6/4/2012 0:00	0	0		0.39	mg/kg	U,V		Historical	0.00906	ALL ND	YES	78	ND	NO	100	ND	NO
SVOC	8270C	Pyridine	00110-86-1	LYSOB02	6/4/2012 0:00	0	0		0.39	mg/kg	U,V		Historical	0.00906	ALL ND	YES	78	ND	NO	100	ND	NO
SVOC	8270C	Pyridine	00110-86-1	LYSOB03	6/4/2012 0:00	0	0		0.39	mg/kg	U,V		Historical	0.00906	ALL ND	YES	78	ND	NO	100	ND	NO
SVOC	8270C	Pyridine	00110-86-1	LYSOB04	6/4/2012 0:00	0	0		0.4	mg/kg	U,V		Historical	0.00906	ALL ND	YES	78	ND	NO	100	ND	NO
SVOC	8270C	Pyridine	00110-86-1	LYSOB05	6/4/2012 0:00	0	0		0.39	mg/kg	U,V		Historical	0.00906	ALL ND	YES	78	ND	NO	100	ND	NO
SVOC	8270C	Pyridine	00110-86-1	LYSOC01	6/4/2012 0:00	0	0		0.4	mg/kg	U,V		Historical	0.00906	ALL ND	YES	78	ND	NO	100	ND	NO
SVOC	8270C	Pyridine	00110-86-1	LYSOC02	6/4/2012 0:00	0	0		0.4	mg/kg	U,V		Historical	0.00906	ALL ND	YES	78	ND	NO	100	ND	NO
SVOC	8270C	Pyridine	00110-86-1	LYSOC03	6/4/2012 0:00	0	0		0.4	mg/kg	U,V		Historical	0.00906	ALL ND	YES	78	ND	NO	100	ND	NO
SVOC	8270C	Pyridine	00110-86-1	LYSOC04	6/4/2012 0:00	0	0		0.39	mg/kg	U,V		Historical	0.00906	ALL ND	YES	78	ND	NO	100	ND	NO
SVOC	8270C	Pyridine	00110-86-1	LYSOC05	6/4/2012 0:00	0	0		2	mg/kg	U,M		Historical	0.00906	ALL ND	YES	78	ND	NO	100	ND	NO
SVOC	8270C	Pyridine	00110-86-1	LYSOD01	6/4/2012 0:00	0	0		0.39	mg/kg	U,V		Historical	0.00906	ALL ND	YES	78	ND	NO	100	ND	NO
SVOC	8270C	Pyridine	00110-86-1	LYSOD02	6/4/2012 0:00	0	0		0.39	mg/kg	U,V		Historical	0.00906	ALL ND	YES	78	ND	NO	100	ND	NO
SVOC	8270C	Pyridine	00110-86-1	LYSOD03	6/4/2012 0:00	0	0		0.4	mg/kg	U,V		Historical	0.00906	ALL ND	YES	78	ND	NO	100	ND	NO
SVOC	8270C	Pyridine	00110-86-1	LYSOD04	6/4/2012 0:00	0	0		0.4	mg/kg	U,V		Historical	0.00906	ALL ND	YES	78	ND	NO	100	ND	NO
SVOC	8270C	Pyridine	00110-86-1	LYSOD05	6/4/2012 0:00	0	0		0.4	mg/kg	U,V		Historical	0.00906	ALL ND	YES	78	ND	NO	100	ND	NO
SVOC	8270C	Pyridine	00110-86-1	LYSOE01	6/4/2012 0:00	0	0	0.44		mg/kg	J,V		Historical	0.00906	YES	ALL DETECT	78	NO	ALL DETECT	100	NO	ALL DETECT
SVOC	8270C	Pyridine	00110-86-1	LYSOE02	6/4/2012 0:00	0	0		0.4	mg/kg	U,V		Historical	0.00906	ALL ND	YES	78	ND	NO	100	ND	NO
SVOC	8270C	Pyridine	00110-86-1	LYSOE03	6/4/2012 0:00	0	0		0.39	mg/kg	U,V		Historical	0.00906	ALL ND	YES	78	ND	NO	100	ND	NO
SVOC	8270C	Pyridine	00110-86-1	LYSOE04	6/4/2012 0:00	0	0		0.4	mg/kg	U,V		Historical	0.00906	ALL ND	YES	78	ND	NO	100	ND	NO
SVOC	8270C	Pyridine	00110-86-1	LYSOE05	6/4/2012 0:00	0	0		0.41	mg/kg	U,V		Historical	0.00906	ALL ND	YES	78	ND	NO	100	ND	NO
SVOC	8270C	Pyridine	00110-86-1	LYSOF01	6/4/2012 0:00	0	0		0.39	mg/kg	U,V		Historical	0.00906	ALL ND	YES	78	ND	NO	100	ND	NO
SVOC	8270C	Pyridine	00110-86-1	LYSOF02	6/4/2012 0:00	0	0		0.39	mg/kg	U,V		Historical	0.00906	ALL ND	YES	78	ND	NO	100	ND	NO
SVOC	8270C	Pyridine	00110-86-1	LYSOF03	6/4/2012 0:00	0	0		0.4	mg/kg	U,V		Historical	0.00906	ALL ND	YES	78	ND	NO	100	ND	NO
SVOC	8270C	Pyridine	00110-86-1	LYSOF04	6/4/2012 0:00	0	0		0.39	mg/kg	U,V		Historical	0.00906	ALL ND	YES	78	ND	NO	100	ND	NO
SVOC	8270C	Pyridine	00110-86-1	LYSOF05	6/4/2012 0:00	0	0		0.41	mg/kg	U,V		Historical	0.00906	ALL ND	YES	78	ND	NO	100	ND	NO
SVOC	SW 8270C	Bis(2-chloroethyl)ether	00111-44-4	LYMW09 (1-2 ft)	1/15/2014 15:00	1	2		0.092	mg/kg	U		280-51290-1	0.0000176	ALL ND	YES	0.21	ND	NO	1	ND	NO
SVOC	SW 8270C	Bis(2-chloroethyl)ether	00111-44-4	LYMW10 (1-2 ft)	1/15/2014 11:00	1	2		0.17	mg/kg	U		280-51290-1	0.0000176	ALL ND	YES	0.21	ND	NO	1	ND	NO
SVOC	SW 8270C	Bis(2-chloroethyl)ether	00111-44-4	LYMW11 (1-2 ft)	1/15/2014 10:00	1	2		0.017	mg/kg	U		280-51290-1	0.0000176	ALL ND	YES	0.21	ND	NO	1	ND	NO
SVOC	SW 8270C	Bis(2-chloroethyl)ether	00111-44-4	LYMW12 (1-2 ft)	1/15/2014 16:00	1	2		0.018	mg/kg	U		280-51290-1	0.0000176	ALL ND	YES	0.21	ND	NO	1	ND	NO
SVOC	SW 8270C	Bis(2-chloroethyl)ether	00111-44-4	LYMW13 (1-2 ft)	1/15/2014 9:00	1	2		0.018	mg/kg	U		280-51290-1	0.0000176	ALL ND	YES	0.21	ND	NO	1	ND	NO
SVOC	SW 8270C	Bis(2-chloroethyl)ether	00111-44-4	LYMW14 (1-2 ft)	1/15/2014 13:00	1	2		0.019	mg/kg	U		280-51290-1	0.0000176	ALL ND	YES	0.21	ND	NO	1	ND	NO
SVOC	SW 8270C	Bis(2-ethylhexyl)phthalate	00117-81-7	LYMW09 (1-2 ft)	1/15/2014 15:00	1	2		0.26	mg/kg	U		280-51290-1	90.6012	ALL ND	NO	35	ND	NO	120	NA	NA
SVOC	SW 8270C	Bis(2-ethylhexyl)phthalate	00117-81-7	LYMW10 (1-2 ft)	1/15/2014 11:00	1	2		0.48	mg/kg	U		280-51290-1	90.6012	ALL ND	NO	35	ND	NO	120	NA	NA
SVOC	SW 8270C	Bis(2-ethylhexyl)phthalate	00117-81-7	LYMW11 (1-2 ft)	1/15/2014 10:00	1	2		0.048	mg/kg	U		280-51290-1	90.6012	ALL ND	NO	35	ND	NO	120	NA	NA
SVOC	SW 8270C	Bis(2-ethylhexyl)phthalate	00117-81-7	LYMW12 (1-2 ft)	1/15/2014 16:00	1	2		0.05	mg/kg	U		280-51290-1	90.6012	ALL ND	NO	35	ND	NO	120	NA	NA
SVOC	SW 8270C	Bis(2-ethylhexyl)phthalate	00117-81-7	LYMW13 (1-2 ft)	1/15/2014 9:00	1	2		0.049	mg/kg	U		280-51290-1	90.6012	ALL ND	NO	35	ND	NO	120	NA	NA
SVOC	SW 8270C	Bis(2-ethylhexyl)phthalate	00117-81-7	LYMW14 (1-2 ft)	1/15/2014 13:00	1	2		0.053	mg/kg	U		280-51290-1	90.6012	ALL ND	NO	35	ND	NO	120	NA	NA
SVOC	SOM01.2	Bis(2-ethylhexyl)phthalate	00117-81-7	YPDS0111	10/21/2011 0:00	0	0	0.056		mg/kg	J,B		Historical	90.6012	NO	ALL DETECT	35	NO	ALL DETECT	120	NA	NA
SVOC	SOM01.2	Bis(2-ethylhexyl)phthalate	00117-81-7	YPDS0210	10/21/2011 0:00	0	0	0.025		mg/kg	J,B		Historical	90.6012	NO	ALL DETECT	35	NO	ALL DETECT	120	NA	NA
SVOC	SOM01.2	Bis(2-ethylhexyl)phthalate	00117-81-7	YPDS0312	10/21/2011 0:00	0	0		3.6	mg/kg	U		Historical	90.6012	ALL ND	NO	35	ND	NO	120	NA	NA
SVOC	SOM01.2	Bis(2-ethylhexyl)phthalate	00117-81-7	YPDS0410	10/21/2011 0:00	0	0		3.8	mg/kg	U		Historical	90.6012	ALL ND	NO	35	ND	NO	120	NA	NA
SVOC	SOM01.2	Bis(2-ethylhexyl)phthalate	00117-81-7	YPDS0509	10/21/2011 0:00	0	0	0.01		mg/kg	J,B		Historical	90.6012	NO	ALL DETECT	35	NO	ALL DETECT	120	NA	NA
SVOC	SOM01.2	Bis(2-ethylhexyl)phthalate	00117-81-7	YPDS0612	10/21/2011 0:00	0	0		3.9	mg/kg	U		Historical	90.6012	ALL ND	NO	35	ND	NO	120	NA	NA
SVOC	SOM01.2	Bis(2-ethylhexyl)phthalate	00117-81-7	YPDS0714	10/21/2011 0:00	0	0	0.16		mg/kg	J,B		Historical	90.6012	NO	ALL DETECT	35	NO	ALL DETECT	120	NA	NA
SVOC	SOM01.2	Bis(2-ethylhexyl)phthalate	00117-81-7	YPDS0812	10/21/2011 0:00	0	0	0.016		mg/kg	J,B		Historical	90.6012	NO	ALL DETECT	35	NO	ALL DETECT	120	NA	NA
SVOC	SOM01.2	Bis(2-ethylhexyl)phthalate	00117-81-7	YPDS0912	10/21/2011 0:00	0	0	0.0086		mg/kg	J,B		Historical	90.6012	NO	ALL DETECT	35	NO	ALL DETECT	120	NA	NA
SVOC	SOM01.2	Bis(2-ethylhexyl)phthalate	00117-81-7	YPDS1012	10/21/2011 0:00	0	0		3.8	mg/kg	U		Historical	90.6012	ALL ND	NO	35	ND	NO	120	NA	NA
SVOC	SOM01.2	Bis(2-ethylhexyl)phthalate	00117-81-7	YPDS1111	10/21/2011 0:00	0	0	0.01		mg/kg	J,B		Historical	90.6012	NO	ALL DETECT	35	NO	ALL DETECT	120	NA	NA
SVOC	SOM01.2	Bis(2-ethylhexyl)phthalate	00117-81-7	YPDS1212	10/21/2011 0:00	0	0	0.007		mg/kg	J,B		Historical	90.6012	NO	ALL DETECT	35	NO	ALL DETECT	120	NA	NA
SVOC	SOM01.2	Bis(2-ethylhexyl)phthalate	00117-81-7	YPDS1312	10/21/2011 0:00	0	0	0.022		mg/kg	J,B		Historical	90.6012	NO	ALL DETECT	35	NO	ALL DETECT	120	NA	NA
SVOC	SOM01.2	Bis(2-ethylhexyl)phthalate	00117-81-7	YPDS1408	10/21/2011 0:00	0	0		3.8	mg/kg	U		Historical	90.6012	ALL ND	NO	35	ND	NO	120	NA	NA
SVOC	SOM01.2	Bis(2-ethylhexyl)phthalate	00117-81-7	YPDS1512	10/21/2011 0:00	0	0	0.079		mg/kg	J,B		Historical	90.6012	NO	ALL DETECT	35	NO	ALL DETECT	120	NA	NA
SVOC	SOM01.2	Bis(2-ethylhexyl)phthalate	00117-81-7	YPDS1612	10/21/2011 0:00	0	0	0.015		mg/kg	J,B		Historical	90.6012	NO	ALL DETECT	35	NO	ALL DETECT	120	NA	NA
SVOC	SOM01.2	Bis(2-ethylhexyl)phthalate	00117-81-7	YPSS01	10/21/2011 0:00	0	0		0.91	mg/kg			Historical	90.6012	ALL ND	NO	35	ND	NO	120	NA	NA
SVOC	SOM01.2	Bis(2-ethylhexyl)phthalate	00117-81-7	YPSS02	10/21/2011 0:00	0	0		0.96	mg/kg			Historical	90.6012	ALL ND	NO	35	ND	NO	120	NA	NA
SVOC	SOM01.2	Bis(2-ethylhexyl)phthalate	00117-81-7	YPSS03	10/21/2011 0:00	0	0	16		mg/kg	B		Historical	90.6012	NO	ALL DETECT	35	NO	ALL DETECT	120	NA	NA
SVOC	SOM01.2	Bis(2-ethylhexyl)phthalate	00117-81-7	YPSS04	10/21/2011 0:00	0	0		3.8	mg/kg	U		Historical	90.6012	ALL ND	NO	35	ND	NO	120	NA	NA
SVOC	SOM01.2	Bis(2-ethylhexyl)phthalate	00117-81-7	YPSS05	10/21/2011 0:00	0	0		3.6	mg/kg	U		Historical	90.6012	ALL ND	NO	35	ND	NO	120	NA	NA
SVOC	SOM01.2	Bis(2-ethylhexyl)phthalate	00117-81-7	YPSS06	10/21/2011 0:00	0	0		1.8	mg/kg	U		Historical	90.6012	ALL ND	NO	35	ND	NO	120	NA	NA
SVOC	SOM01.2	Bis(2-ethylhexyl)phthalate	00117-81-7	YPSS07	10/21/2011 0:00	0	0	0.091		mg/kg	J,B		Historical	90.6012	NO	ALL DETECT	35	NO	ALL DETECT	120	NA	NA
SVOC	SOM01.2	Bis(2-ethylhexyl)phthalate	00117-81-7	YPSS08	10/21/2011 0:00	0	0		4.4	mg/kg	U		Historical	90.6012	ALL ND	NO	35	ND	NO	120	NA	NA
SVOC	SOM01.2	Bis(2-ethylhexyl)phthalate	00117-81-7	YPSS09	10/21/2011 0:00	0	0		4.6	mg/kg	U		Historical	90.6012	ALL ND	NO	35	ND	NO	120	NA	NA
SVOC	SOM01.2	Bis(2-ethylhexyl)phthalate	00117-81-7	YPSS10	10/21/2011 0:00	0	0		5.3	mg/kg	U		Historical	90.6012	ALL ND	NO	35	ND	NO	120	NA	NA
SVOC	SOM01.2	Bis(2-ethylhexyl)phthalate	00117-81-7	YPSS11	10/21/2011 0:00	0	0	0.32		mg/kg	J,B		Historical	90.6012	NO	ALL DETECT	35	NO	ALL DETECT	120	NA	NA
SVOC	SOM01.2	Bis(2-ethylhexyl)phthalate	00117-81-7	YPSS12	10/21/2011 0:00	0	0		3.5	mg/kg	U		Historical	90.6012	ALL ND	NO	35	ND	NO	120	NA	NA
SVOC	SOM01.2	Bis(2-ethylhexyl)phthalate	00117-81-7	YPSS13	10/21/2011 0:00	0	0		3.6	mg/kg	U		Historical	90.6012	ALL ND	NO	35	ND	NO	120	NA	NA
SVOC	SOM01.2	Bis(2-ethylhexyl)phthalate	00117-81-7	YPSS14	10/21/2011 0:00	0	0	0.048		mg/kg	J,B		Historical	90.6012	NO	ALL DETECT	35	NO	ALL DETECT	120	NA	NA
SVOC	SOM01.2	Bis(2-ethylhexyl)phthalate	00117-81-7	YPSS15	10/21/2011 0:00	0	0		3.8	mg/kg	U		Historical	90.6012	ALL ND	NO	35	ND	NO	120	NA	NA
SVOC	SOM01.2	Bis(2-ethylhexyl)phthalate	00117-81-7	YPSS16	10/21/2011 0:00	0	0		1.9	mg/kg	U		Historical	90.6012	ALL ND	NO	35	ND	NO	120	NA	NA
SVOC	SOM01.2	Bis(2-ethylhexyl)phthalate	00117-81-7	YPSS19	10/21/2011 0:00	0	0		5.2	mg/kg	U		Historical	90.6012	ALL ND	NO	35	ND	NO	120	NA	NA
SVOC	SW 8270C	Di-n-octylphthalate	00117-84-0	LYMW09 (1-2 ft)	1/15/2014 15:00	1	2		0.08	mg/kg	U		280-51290-1	4.4	ALL ND	NA	61	ND	NO	620	NA	NA
SVOC	SW 8270C	Di-n-octylphthalate	00117-84-0	LYMW10 (1-2 ft)	1/15/2014 11:00	1	2		0.15	mg/kg	U		280-51290-1	4.4	ALL ND	NA	61	ND	NO	620	NA	NA

TABLE 3-6A. SURFACE SOIL POINT-BY-POINT CONSTITUENT OF CONCERN (COC) SCREEN
WYOMING DEPARTMENT OF ENVIRONMENTAL QUALITY, LARAMIE FORMER YTTRIUM PLANT, LARAMIE, WYOMING

CATEGORY	METHOD	ANALYTE	TRI-CAS	SAMPLE_ID	DATE TIME SAMPLED	SAMPLE START DEPTH	SAMPLE END DEPTH	DETECTED RESULTS	NON-DETECTED (METHOD DETECTION LIMIT (MDL))	UNITS	LAB QUALIFIER	DATA VALIDATION REVIEWER QUALIFIER	LABORATORY DATA SET NUMBER	MIGRATION TO GROUNDWATER - FACT SHEET #12 (mg/kg)	IS DETECT VALUE > SCREENING LEVEL	IS MDL > SCREENING LEVEL	RESIDENTIAL SOIL SCREENING VALUES - FACT SHEET #12 (mg/kg)	IS DETECT VALUE > SCREENING LEVEL	IS MDL > SCREENING LEVEL	INDUSTRIAL SCREENING VALUES - EPA RSL (mg/kg)	IS DETECT VALUE > SCREENING LEVEL	IS MDL > SCREENING LEVEL
SVOC	SW 8270C	Di-n-octylphthalate	00117-84-0	LYMW11 (1-2 ft)	1/15/2014 10:00	1	2		0.015	mg/kg	U		280-51290-1	4.4	ALL ND	NA	61	ND	NO	620	NA	NA
SVOC	SW 8270C	Di-n-octylphthalate	00117-84-0	LYMW12 (1-2 ft)	1/15/2014 16:00	1	2		0.016	mg/kg	U		280-51290-1	4.4	ALL ND	NA	61	ND	NO	620	NA	NA
SVOC	SW 8270C	Di-n-octylphthalate	00117-84-0	LYMW13 (1-2 ft)	1/15/2014 9:00	1	2		0.015	mg/kg	U		280-51290-1	4.4	ALL ND	NA	61	ND	NO	620	NA	NA
SVOC	SW 8270C	Di-n-octylphthalate	00117-84-0	LYMW14 (1-2 ft)	1/15/2014 13:00	1	2		0.017	mg/kg	U		280-51290-1	4.4	ALL ND	NA	61	ND	NO	620	NA	NA
SVOC	SW 8270C-SIM	Anthracene	00120-12-7	LYMW09 (1-2 ft)	1/15/2014 15:00	1	2	0.5		mg/kg			280-51290-1	324	NO	ALL DETECT	17,000	NO	ALL DETECT	17000	NA	NA
SVOC	SW 8270C-SIM	Anthracene	00120-12-7	LYMW10 (1-2 ft)	1/15/2014 11:00	1	2	0.4		mg/kg			280-51290-1	324	NO	ALL DETECT	17,000	NO	ALL DETECT	17000	NA	NA
SVOC	SW 8270C-SIM	Anthracene	00120-12-7	LYMW11 (1-2 ft)	1/15/2014 10:00	1	2	0.02		mg/kg			280-51290-1	324	NO	ALL DETECT	17,000	NO	ALL DETECT	17000	NA	NA
SVOC	SW 8270C-SIM	Anthracene	00120-12-7	LYMW12 (1-2 ft)	1/15/2014 16:00	1	2	0.0024		mg/kg	J	J	280-51290-1	324	NO	ALL DETECT	17,000	NO	ALL DETECT	17000	NA	NA
SVOC	SW 8270C-SIM	Anthracene	00120-12-7	LYMW13 (1-2 ft)	1/15/2014 9:00	1	2	0.0046		mg/kg	J	J	280-51290-1	324	NO	ALL DETECT	17,000	NO	ALL DETECT	17000	NA	NA
SVOC	SW 8270C-SIM	Anthracene	00120-12-7	LYMW14 (1-2 ft)	1/15/2014 13:00	1	2		0.00083	mg/kg	U		280-51290-1	324	ALL ND	NO	17,000	ND	NO	17000	NA	NA
SVOC	8270C	Anthracene	00120-12-7	LYSOA01	6/4/2012 0:00	0	0	0.057		mg/kg	V		Historical	324	NO	ALL DETECT	17,000	NO	ALL DETECT	17000	NA	NA
SVOC	8270C	Anthracene	00120-12-7	LYSOA02	6/4/2012 0:00	0	0	0.1		mg/kg	V		Historical	324	NO	ALL DETECT	17,000	NO	ALL DETECT	17000	NA	NA
SVOC	8270C	Anthracene	00120-12-7	LYSOA03	6/4/2012 0:00	0	0	0.095		mg/kg	V		Historical	324	NO	ALL DETECT	17,000	NO	ALL DETECT	17000	NA	NA
SVOC	8270C	Anthracene	00120-12-7	LYSOA04	6/4/2012 0:00	0	0	0.29		mg/kg	V		Historical	324	NO	ALL DETECT	17,000	NO	ALL DETECT	17000	NA	NA
SVOC	8270C	Anthracene	00120-12-7	LYSOA05	6/4/2012 0:00	0	0	0.11		mg/kg	V		Historical	324	NO	ALL DETECT	17,000	NO	ALL DETECT	17000	NA	NA
SVOC	8270C	Anthracene	00120-12-7	LYSOB01	6/4/2012 0:00	0	0	0.18		mg/kg	V		Historical	324	NO	ALL DETECT	17,000	NO	ALL DETECT	17000	NA	NA
SVOC	8270C	Anthracene	00120-12-7	LYSOB02	6/4/2012 0:00	0	0	0.079		mg/kg	V		Historical	324	NO	ALL DETECT	17,000	NO	ALL DETECT	17000	NA	NA
SVOC	8270C	Anthracene	00120-12-7	LYSOB03	6/4/2012 0:00	0	0	0.15		mg/kg	V		Historical	324	NO	ALL DETECT	17,000	NO	ALL DETECT	17000	NA	NA
SVOC	8270C	Anthracene	00120-12-7	LYSOB04	6/4/2012 0:00	0	0	0.17		mg/kg	V		Historical	324	NO	ALL DETECT	17,000	NO	ALL DETECT	17000	NA	NA
SVOC	8270C	Anthracene	00120-12-7	LYSOB05	6/4/2012 0:00	0	0	0.065		mg/kg	V		Historical	324	NO	ALL DETECT	17,000	NO	ALL DETECT	17000	NA	NA
SVOC	8270C	Anthracene	00120-12-7	LYSOC01	6/4/2012 0:00	0	0		0.0051	mg/kg	U,V		Historical	324	ALL ND	NO	17,000	ND	NO	17000	NA	NA
SVOC	8270C	Anthracene	00120-12-7	LYSOC02	6/4/2012 0:00	0	0	0.028		mg/kg	V		Historical	324	NO	ALL DETECT	17,000	NO	ALL DETECT	17000	NA	NA
SVOC	8270C	Anthracene	00120-12-7	LYSOC03	6/4/2012 0:00	0	0	0.14		mg/kg	V		Historical	324	NO	ALL DETECT	17,000	NO	ALL DETECT	17000	NA	NA
SVOC	8270C	Anthracene	00120-12-7	LYSOC04	6/4/2012 0:00	0	0	1		mg/kg	V		Historical	324	NO	ALL DETECT	17,000	NO	ALL DETECT	17000	NA	NA
SVOC	8270C	Anthracene	00120-12-7	LYSOC05	6/4/2012 0:00	0	0	1.8		mg/kg			Historical	324	NO	ALL DETECT	17,000	NO	ALL DETECT	17000	NA	NA
SVOC	8270C	Anthracene	00120-12-7	LYSOD01	6/4/2012 0:00	0	0		0.0051	mg/kg	U,V		Historical	324	ALL ND	NO	17,000	ND	NO	17000	NA	NA
SVOC	8270C	Anthracene	00120-12-7	LYSOD02	6/4/2012 0:00	0	0		0.005	mg/kg	U,V		Historical	324	ALL ND	NO	17,000	ND	NO	17000	NA	NA
SVOC	8270C	Anthracene	00120-12-7	LYSOD03	6/4/2012 0:00	0	0	0.011		mg/kg	J,V		Historical	324	NO	ALL DETECT	17,000	NO	ALL DETECT	17000	NA	NA
SVOC	8270C	Anthracene	00120-12-7	LYSOD04	6/4/2012 0:00	0	0	0.072		mg/kg	V		Historical	324	NO	ALL DETECT	17,000	NO	ALL DETECT	17000	NA	NA
SVOC	8270C	Anthracene	00120-12-7	LYSOD05	6/4/2012 0:00	0	0	0.061		mg/kg	V		Historical	324	NO	ALL DETECT	17,000	NO	ALL DETECT	17000	NA	NA
SVOC	8270C	Anthracene	00120-12-7	LYSOE01	6/4/2012 0:00	0	0	0.053		mg/kg	V		Historical	324	NO	ALL DETECT	17,000	NO	ALL DETECT	17000	NA	NA
SVOC	8270C	Anthracene	00120-12-7	LYSOE02	6/4/2012 0:00	0	0	0.16		mg/kg	V		Historical	324	NO	ALL DETECT	17,000	NO	ALL DETECT	17000	NA	NA
SVOC	8270C	Anthracene	00120-12-7	LYSOE03	6/4/2012 0:00	0	0	0.057		mg/kg	V		Historical	324	NO	ALL DETECT	17,000	NO	ALL DETECT	17000	NA	NA
SVOC	8270C	Anthracene	00120-12-7	LYSOE04	6/4/2012 0:00	0	0	0.4		mg/kg	V		Historical	324	NO	ALL DETECT	17,000	NO	ALL DETECT	17000	NA	NA
SVOC	8270C	Anthracene	00120-12-7	LYSOE05	6/4/2012 0:00	0	0	0.04		mg/kg	V		Historical	324	NO	ALL DETECT	17,000	NO	ALL DETECT	17000	NA	NA
SVOC	8270C	Anthracene	00120-12-7	LYSOF01	6/4/2012 0:00	0	0		0.0051	mg/kg	U,V		Historical	324	ALL ND	NO	17,000	ND	NO	17000	NA	NA
SVOC	8270C	Anthracene	00120-12-7	LYSOF02	6/4/2012 0:00	0	0	0.028		mg/kg	V		Historical	324	NO	ALL DETECT	17,000	NO	ALL DETECT	17000	NA	NA
SVOC	8270C	Anthracene	00120-12-7	LYSOF03	6/4/2012 0:00	0	0	0.032		mg/kg	V		Historical	324	NO	ALL DETECT	17,000	NO	ALL DETECT	17000	NA	NA
SVOC	8270C	Anthracene	00120-12-7	LYSOF04	6/4/2012 0:00	0	0	0.015		mg/kg	J,V		Historical	324	NO	ALL DETECT	17,000	NO	ALL DETECT	17000	NA	NA
SVOC	8270C	Anthracene	00120-12-7	LYSOF05	6/4/2012 0:00	0	0	0.019		mg/kg	V		Historical	324	NO	ALL DETECT	17,000	NO	ALL DETECT	17000	NA	NA
SVOC	SOM01.2	Anthracene	00120-12-7	YPDS0111	10/21/2011 0:00	0	0		0.19	mg/kg	U		Historical	324	ALL ND	NO	17,000	ND	NO	17000	NA	NA
SVOC	SOM01.2	Anthracene	00120-12-7	YPDS0210	10/21/2011 0:00	0	0		0.19	mg/kg	U		Historical	324	ALL ND	NO	17,000	ND	NO	17000	NA	NA
SVOC	SOM01.2	Anthracene	00120-12-7	YPDS0312	10/21/2011 0:00	0	0	0.15		mg/kg	J		Historical	324	NO	ALL DETECT	17,000	NO	ALL DETECT	17000	NA	NA
SVOC	SOM01.2	Anthracene	00120-12-7	YPDS0410	10/21/2011 0:00	0	0		3.8	mg/kg	U		Historical	324	ALL ND	NO	17,000	ND	NO	17000	NA	NA
SVOC	SOM01.2	Anthracene	00120-12-7	YPDS0509	10/21/2011 0:00	0	0	0.058		mg/kg	J		Historical	324	NO	ALL DETECT	17,000	NO	ALL DETECT	17000	NA	NA
SVOC	SOM01.2	Anthracene	00120-12-7	YPDS0612	10/21/2011 0:00	0	0		3.9	mg/kg	U		Historical	324	ALL ND	NO	17,000	ND	NO	17000	NA	NA
SVOC	SOM01.2	Anthracene	00120-12-7	YPDS0714	10/21/2011 0:00	0	0	0.0061		mg/kg	J		Historical	324	NO	ALL DETECT	17,000	NO	ALL DETECT	17000	NA	NA
SVOC	SOM01.2	Anthracene	00120-12-7	YPDS0812	10/21/2011 0:00	0	0		0.19	mg/kg	U		Historical	324	ALL ND	NO	17,000	ND	NO	17000	NA	NA
SVOC	SOM01.2	Anthracene	00120-12-7	YPDS0912	10/21/2011 0:00	0	0		0.19	mg/kg	U		Historical	324	ALL ND	NO	17,000	ND	NO	17000	NA	NA
SVOC	SOM01.2	Anthracene	00120-12-7	YPDS1012	10/21/2011 0:00	0	0		3.8	mg/kg	U		Historical	324	ALL ND	NO	17,000	ND	NO	17000	NA	NA
SVOC	SOM01.2	Anthracene	00120-12-7	YPDS1111	10/21/2011 0:00	0	0	0.01		mg/kg	J		Historical	324	NO	ALL DETECT	17,000	NO	ALL DETECT	17000	NA	NA
SVOC	SOM01.2	Anthracene	00120-12-7	YPDS1212	10/21/2011 0:00	0	0		0.19	mg/kg	U		Historical	324	ALL ND	NO	17,000	ND	NO	17000	NA	NA
SVOC	SOM01.2	Anthracene	00120-12-7	YPDS1312	10/21/2011 0:00	0	0		0.21	mg/kg	U		Historical	324	ALL ND	NO	17,000	ND	NO	17000	NA	NA
SVOC	SOM01.2	Anthracene	00120-12-7	YPDS1408	10/21/2011 0:00	0	0		3.8	mg/kg	U		Historical	324	ALL ND	NO	17,000	ND	NO	17000	NA	NA
SVOC	SOM01.2	Anthracene	00120-12-7	YPDS1512	10/21/2011 0:00	0	0		0.23	mg/kg	U		Historical	324	ALL ND	NO	17,000	ND	NO	17000	NA	NA
SVOC	SOM01.2	Anthracene	00120-12-7	YPDS1612	10/21/2011 0:00	0	0		0.19	mg/kg	U		Historical	324	ALL ND	NO	17,000	ND	NO	17000	NA	NA
SVOC	SOM01.2	Anthracene	00120-12-7	YPSS01	10/21/2011 0:00	0	0	0.066		mg/kg			Historical	324	NO	ALL DETECT	17,000	NO	ALL DETECT	17000	NA	NA
SVOC	SOM01.2	Anthracene	00120-12-7	YPSS02	10/21/2011 0:00	0	0		0.96	mg/kg			Historical	324	ALL ND	NO	17,000	ND	NO	17000	NA	NA
SVOC	SOM01.2	Anthracene	00120-12-7	YPSS03	10/21/2011 0:00	0	0	0.82		mg/kg	J		Historical	324	NO	ALL DETECT	17,000	NO	ALL DETECT	17000	NA	NA
SVOC	SOM01.2	Anthracene	00120-12-7	YPSS04	10/21/2011 0:00	0	0		3.8	mg/kg	U		Historical	324	ALL ND	NO	17,000	ND	NO	17000	NA	NA
SVOC	SOM01.2	Anthracene	00120-12-7	YPSS05	10/21/2011 0:00	0	0		3.6	mg/kg	U		Historical	324	ALL ND	NO	17,000	ND	NO	17000	NA	NA
SVOC	SOM01.2	Anthracene	00120-12-7	YPSS06	10/21/2011 0:00	0	0		1.8	mg/kg	U		Historical	324	ALL ND	NO	17,000	ND	NO	17000	NA	NA
SVOC	SOM01.2	Anthracene	00120-12-7	YPSS07	10/21/2011 0:00	0	0		1.8	mg/kg	U		Historical	324	ALL ND	NO	17,000	ND	NO	17000	NA	NA
SVOC	SOM01.2	Anthracene	00120-12-7	YPSS08	10/21/2011 0:00	0	0		4.4	mg/kg	U		Historical	324	ALL ND	NO	17,000	ND	NO	17000	NA	NA
SVOC	SOM01.2	Anthracene	00120-12-7	YPSS09	10/21/2011 0:00	0	0	0.33		mg/kg	J		Historical	324	NO	ALL DETECT	17,000	NO	ALL DETECT	17000	NA	NA
SVOC	SOM01.2	Anthracene	00120-12-7	YPSS10	10/21/2011 0:00	0	0		5.3	mg/kg	U		Historical	324	ALL ND	NO	17,000	ND	NO	17000	NA	NA
SVOC	SOM01.2	Anthracene	00120-12-7	YPSS11	10/21/2011 0:00	0	0		3.8	mg/kg	U		Historical	324	ALL ND	NO	17,000	ND	NO	17000	NA	NA
SVOC	SOM01.2	Anthracene	00120-12-7	YPSS12	10/21/2011 0:00	0	0		3.5	mg/kg	U		Historical	324	ALL ND	NO	17,000	ND	NO	17000	NA	NA
SVOC	SOM01.2	Anthracene	00120-12-7	YPSS13	10/21/2011 0:00	0	0	0.19		mg/kg	J		Historical	324	NO	ALL DETECT	17,000	NO	ALL DETECT	17000	NA	NA
SVOC	SOM01.2	Anthracene	00120-12-7	YPSS14	10/21/2011 0:00	0	0		0.9	mg/kg	U		Historical	324	ALL ND	NO	17,000	ND	NO	17000	NA	NA
SVOC	SOM01.2	Anthracene	00120-12-7	YPSS15	10/21/2011 0:00	0	0		3.8	mg/kg	U		Historical	324	ALL ND	NO	17,000	ND	NO	17000	NA	NA
SVOC	SOM01.2	Anthracene	00120-12-7	YPSS16	10/21/2011 0:00	0	0		1.9	mg/kg	U		Historical	324	ALL ND	NO	17,000	ND	NO	17000	NA	NA
SVOC	SOM01.2	Anthracene	00120-12-7	YPSS19	10/21/2011 0:00	0	0	1.2		mg/kg	J		Historical	324	NO	ALL DETECT	17,000	NO	ALL DETECT	17000	NA	NA
SVOC	SW 8270C	1,2,4-Trichlorobenzene	00120-82-1	LYMW09 (1-2 ft)	1/15/2014 15:00	1	2		0.16	mg/kg	U		280-51290-1	0.13895308	ALL ND	YES	22	ND	NO	27	ND	NO
SVOC	SW 8270C	1,2,4-Trichlorobenzene	00120-82-1	LYMW10 (1-2 ft)	1/15/2014 11:00	1	2		0.29	mg/kg	U		280-51290-1	0.13895308	ALL ND	YES	22	ND	NO	27	ND	NO
SVOC	SW 8270C	1,2,4-Trichlorobenzene	00120-82-1	LYMW11 (1-2 ft)	1/15/2014 10:00	1	2		0.029	mg/kg	U		280-51290-1	0.13895308	ALL ND	NO	22	ND	NO	27	ND	NO
SVOC	SW 8270C	1,2,4-Trichlorobenzene	00120-82-1	LYMW12 (1-2 ft)	1/15/2014 16:00	1	2		0.03	mg/kg	U		280-51290-1	0.13895308	ALL ND	NO	22	ND	NO	27	ND	NO
SVOC	SW 8270C	1,2,4-Trichlorobenzene	00120-82-1	LYMW13 (1-2 ft)	1/15/2014 9:00	1	2		0.03	mg/kg	U		280-51290-1	0.13895308	ALL ND	NO	22	ND	NO	27	ND	NO
SVOC	SW 8270C	1,2,4-Trichlorobenzene	00120-82-1	LYMW14 (1-2 ft)	1/15/2014 13:00	1	2		0.032	mg/kg	U		280-51290-1	0.13895308	ALL ND	NO	22	ND	NO	27	ND	NO
SVOC	SW 8270C	2,4-Dinitrotoluene	00121-14-2	LYMW09 (1-2 ft)	1/15/2014 15:00	1	2		0.37	mg/kg	U		280-51290-1	0.0197	ALL ND	YES	1.6	ND	NO	5.5	ND	NO
SVOC	SW 8270C	2,4-Dinitrotoluene	00121-14-2	LYMW10 (1-2 ft)	1/15/2014 11:00	1	2		0.69	mg/kg	U		280-51290-1	0.0197	ALL ND	YES	1.6	ND	NO	5.5	ND	NO
SVOC	SW 8270C	2,4-Dinitrotoluene	00121-14-2	LYMW11 (1-2 ft)	1/15/2014 10:00	1	2		0.068	mg/kg	U		280-51290-1	0.0197	ALL ND	YES	1.6	ND	NO	5.5	ND	NO
SVOC	SW 8270C	2,4-Dinitrotoluene	00121-14-2	LYMW12 (1-2 ft)	1/15/2014 16:00	1	2		0.072	mg/kg	U		280-51290-1	0.0197	ALL ND	YES	1.6	ND	NO	5.5	ND	NO
SVOC	SW 8270C	2,4-Dinitrotoluene	00121-14-2	LYMW13 (1-2 ft)	1/15/2014 9:00	1	2		0.071	mg/kg	U		280-51290-1	0.0197	ALL ND	YES	1.6	ND	NO	5.5	ND	NO
SVOC	SW 8270C	2,4-Dinitrotoluene	00121-14-2	LYMW14 (1-2 ft)	1/15/2014 13:00	1	2		0.076	mg/kg	U		280-51290-1	0.0197	ALL ND	YES	1.6	ND	NO	5.5	ND	NO
SVOC	SW 8270C-SIM	Pyrene	00129-00-0	LYMW09 (1-2 ft)	1/15/2014 15:00	1	2	3.7		mg/kg			280-51290-1	105.2	NO	ALL DETECT	1,700	NO	ALL DETECT	1700	NA	NA
SVOC	SW 8270C-SIM	Pyrene	00129-00-0	LYMW10 (1-2 ft)	1/15/2014 11:00	1	2	1.1		mg/kg			280-51290-1	105.2	NO	ALL DETECT	1,700	NO	ALL DETECT	1700	NA	NA
SVOC	SW 8270C-SIM	Pyrene	00129-00-0	LYMW11 (1-2 ft)	1/15/2014 10:00	1	2	0.1		mg/kg			280-51290-1	105.2	NO	ALL DETECT	1,700	NO	ALL DETECT	1700	NA	NA
SVOC	SW 8270C-SIM	Pyrene	00129-00-0	LYMW12 (1-2 ft)	1/15/2014 16:00	1	2	0.016		mg/kg			280-51290-1	105.2	NO	ALL DETECT	1,700	NO	ALL DETECT	1700	NA	NA

TABLE 3-6A. SURFACE SOIL POINT-BY-POINT CONSTITUENT OF CONCERN (COC) SCREEN
WYOMING DEPARTMENT OF ENVIRONMENTAL QUALITY, LARAMIE FORMER YTTRIUM PLANT, LARAMIE, WYOMING

CATEGORY	METHOD	ANALYTE	TRI-CAS	SAMPLE_ID	DATE TIME SAMPLED	SAMPLE START DEPTH	SAMPLE END DEPTH	DETECTED RESULTS	NON-DETECTED (METHOD DETECTION LIMIT (MDL))	UNITS	LAB QUALIFIER	DATA VALIDATION REVIEWER QUALIFIER	LABORATORY DATA SET NUMBER	MIGRATION TO GROUNDWATER - FACT SHEET #12 (mg/kg)	IS DETECT VALUE > SCREENING LEVEL	IS MDL > SCREENING LEVEL	RESIDENTIAL SOIL SCREENING VALUES - FACT SHEET #12 (mg/kg)	IS DETECT VALUE > SCREENING LEVEL	IS MDL > SCREENING LEVEL	INDUSTRIAL SCREENING VALUES - EPA RSL (mg/kg)	IS DETECT VALUE > SCREENING LEVEL	IS MDL > SCREENING LEVEL
SVOC	SW 8270C-SIM	Pyrene	00129-00-0	LYMW13 (1-2 ft)	1/15/2014 9:00	1	2	0.025		mg/kg			280-51290-1	105.2	NO	ALL DETECT	1,700	NO	ALL DETECT	1700	NA	NA
SVOC	SW 8270C-SIM	Pyrene	00129-00-0	LYMW14 (1-2 ft)	1/15/2014 13:00	1	2	0.0065		mg/kg			280-51290-1	105.2	NO	ALL DETECT	1,700	NO	ALL DETECT	1700	NA	NA
SVOC	8270C	Pyrene	00129-00-0	LYSOA01	6/4/2012 0:00	0	0	0.53		mg/kg	V		Historical	105.2	NO	ALL DETECT	1,700	NO	ALL DETECT	1700	NA	NA
SVOC	8270C	Pyrene	00129-00-0	LYSOA02	6/4/2012 0:00	0	0	0.95		mg/kg	V		Historical	105.2	NO	ALL DETECT	1,700	NO	ALL DETECT	1700	NA	NA
SVOC	8270C	Pyrene	00129-00-0	LYSOA03	6/4/2012 0:00	0	0	1.1		mg/kg	V		Historical	105.2	NO	ALL DETECT	1,700	NO	ALL DETECT	1700	NA	NA
SVOC	8270C	Pyrene	00129-00-0	LYSOA04	6/4/2012 0:00	0	0	4		mg/kg	M,V		Historical	105.2	NO	ALL DETECT	1,700	NO	ALL DETECT	1700	NA	NA
SVOC	8270C	Pyrene	00129-00-0	LYSOA05	6/4/2012 0:00	0	0	1.2		mg/kg	V		Historical	105.2	NO	ALL DETECT	1,700	NO	ALL DETECT	1700	NA	NA
SVOC	8270C	Pyrene	00129-00-0	LYSOB01	6/4/2012 0:00	0	0	1.6		mg/kg	V		Historical	105.2	NO	ALL DETECT	1,700	NO	ALL DETECT	1700	NA	NA
SVOC	8270C	Pyrene	00129-00-0	LYSOB02	6/4/2012 0:00	0	0	0.72		mg/kg	V		Historical	105.2	NO	ALL DETECT	1,700	NO	ALL DETECT	1700	NA	NA
SVOC	8270C	Pyrene	00129-00-0	LYSOB03	6/4/2012 0:00	0	0	1.4		mg/kg	V		Historical	105.2	NO	ALL DETECT	1,700	NO	ALL DETECT	1700	NA	NA
SVOC	8270C	Pyrene	00129-00-0	LYSOB04	6/4/2012 0:00	0	0	1.6		mg/kg	V		Historical	105.2	NO	ALL DETECT	1,700	NO	ALL DETECT	1700	NA	NA
SVOC	8270C	Pyrene	00129-00-0	LYSOB05	6/4/2012 0:00	0	0	0.67		mg/kg	V		Historical	105.2	NO	ALL DETECT	1,700	NO	ALL DETECT	1700	NA	NA
SVOC	8270C	Pyrene	00129-00-0	LYSOC01	6/4/2012 0:00	0	0	0.052		mg/kg	V		Historical	105.2	NO	ALL DETECT	1,700	NO	ALL DETECT	1700	NA	NA
SVOC	8270C	Pyrene	00129-00-0	LYSOC02	6/4/2012 0:00	0	0	0.23		mg/kg	V		Historical	105.2	NO	ALL DETECT	1,700	NO	ALL DETECT	1700	NA	NA
SVOC	8270C	Pyrene	00129-00-0	LYSOC03	6/4/2012 0:00	0	0	1.4		mg/kg	V		Historical	105.2	NO	ALL DETECT	1,700	NO	ALL DETECT	1700	NA	NA
SVOC	8270C	Pyrene	00129-00-0	LYSOC04	6/4/2012 0:00	0	0	7.8		mg/kg	V		Historical	105.2	NO	ALL DETECT	1,700	NO	ALL DETECT	1700	NA	NA
SVOC	8270C	Pyrene	00129-00-0	LYSOC05	6/4/2012 0:00	0	0	19		mg/kg	M		Historical	105.2	NO	ALL DETECT	1,700	NO	ALL DETECT	1700	NA	NA
SVOC	8270C	Pyrene	00129-00-0	LYSOD01	6/4/2012 0:00	0	0	0.047		mg/kg	V		Historical	105.2	NO	ALL DETECT	1,700	NO	ALL DETECT	1700	NA	NA
SVOC	8270C	Pyrene	00129-00-0	LYSOD02	6/4/2012 0:00	0	0	0.089		mg/kg	V		Historical	105.2	NO	ALL DETECT	1,700	NO	ALL DETECT	1700	NA	NA
SVOC	8270C	Pyrene	00129-00-0	LYSOD03	6/4/2012 0:00	0	0	0.086		mg/kg	V		Historical	105.2	NO	ALL DETECT	1,700	NO	ALL DETECT	1700	NA	NA
SVOC	8270C	Pyrene	00129-00-0	LYSOD04	6/4/2012 0:00	0	0	0.4		mg/kg	V		Historical	105.2	NO	ALL DETECT	1,700	NO	ALL DETECT	1700	NA	NA
SVOC	8270C	Pyrene	00129-00-0	LYSOD05	6/4/2012 0:00	0	0	0.64		mg/kg	V		Historical	105.2	NO	ALL DETECT	1,700	NO	ALL DETECT	1700	NA	NA
SVOC	8270C	Pyrene	00129-00-0	LYSOE01	6/4/2012 0:00	0	0	0.076		mg/kg	V		Historical	105.2	NO	ALL DETECT	1,700	NO	ALL DETECT	1700	NA	NA
SVOC	8270C	Pyrene	00129-00-0	LYSOE02	6/4/2012 0:00	0	0	1.1		mg/kg	V		Historical	105.2	NO	ALL DETECT	1,700	NO	ALL DETECT	1700	NA	NA
SVOC	8270C	Pyrene	00129-00-0	LYSOE03	6/4/2012 0:00	0	0	0.34		mg/kg	V		Historical	105.2	NO	ALL DETECT	1,700	NO	ALL DETECT	1700	NA	NA
SVOC	8270C	Pyrene	00129-00-0	LYSOE04	6/4/2012 0:00	0	0	3.6		mg/kg	V		Historical	105.2	NO	ALL DETECT	1,700	NO	ALL DETECT	1700	NA	NA
SVOC	8270C	Pyrene	00129-00-0	LYSOE05	6/4/2012 0:00	0	0	0.43		mg/kg	V		Historical	105.2	NO	ALL DETECT	1,700	NO	ALL DETECT	1700	NA	NA
SVOC	8270C	Pyrene	00129-00-0	LYSOF01	6/4/2012 0:00	0	0	0.073		mg/kg	V		Historical	105.2	NO	ALL DETECT	1,700	NO	ALL DETECT	1700	NA	NA
SVOC	8270C	Pyrene	00129-00-0	LYSOF02	6/4/2012 0:00	0	0	0.36		mg/kg	V		Historical	105.2	NO	ALL DETECT	1,700	NO	ALL DETECT	1700	NA	NA
SVOC	8270C	Pyrene	00129-00-0	LYSOF03	6/4/2012 0:00	0	0	0.21		mg/kg	V		Historical	105.2	NO	ALL DETECT	1,700	NO	ALL DETECT	1700	NA	NA
SVOC	8270C	Pyrene	00129-00-0	LYSOF04	6/4/2012 0:00	0	0	0.12		mg/kg	V		Historical	105.2	NO	ALL DETECT	1,700	NO	ALL DETECT	1700	NA	NA
SVOC	8270C	Pyrene	00129-00-0	LYSOF05	6/4/2012 0:00	0	0	0.19		mg/kg	V		Historical	105.2	NO	ALL DETECT	1,700	NO	ALL DETECT	1700	NA	NA
SVOC	SOM01.2	Pyrene	00129-00-0	YPDS0111	10/21/2011 0:00	0	0		0.19	mg/kg	U		Historical	105.2	ALL ND	NO	1,700	ND	NO	1700	NA	NA
SVOC	SOM01.2	Pyrene	00129-00-0	YPDS0210	10/21/2011 0:00	0	0		0.19	mg/kg	U		Historical	105.2	ALL ND	NO	1,700	ND	NO	1700	NA	NA
SVOC	SOM01.2	Pyrene	00129-00-0	YPDS0312	10/21/2011 0:00	0	0	0.33		mg/kg	J		Historical	105.2	NO	ALL DETECT	1,700	NO	ALL DETECT	1700	NA	NA
SVOC	SOM01.2	Pyrene	00129-00-0	YPDS0410	10/21/2011 0:00	0	0		3.8	mg/kg	U		Historical	105.2	ALL ND	NO	1,700	ND	NO	1700	NA	NA
SVOC	SOM01.2	Pyrene	00129-00-0	YPDS0509	10/21/2011 0:00	0	0	0.028		mg/kg	J		Historical	105.2	NO	ALL DETECT	1,700	NO	ALL DETECT	1700	NA	NA
SVOC	SOM01.2	Pyrene	00129-00-0	YPDS0612	10/21/2011 0:00	0	0	0.26		mg/kg	J		Historical	105.2	NO	ALL DETECT	1,700	NO	ALL DETECT	1700	NA	NA
SVOC	SOM01.2	Pyrene	00129-00-0	YPDS0714	10/21/2011 0:00	0	0	0.014		mg/kg	J		Historical	105.2	NO	ALL DETECT	1,700	NO	ALL DETECT	1700	NA	NA
SVOC	SOM01.2	Pyrene	00129-00-0	YPDS0812	10/21/2011 0:00	0	0		0.19	mg/kg	U		Historical	105.2	ALL ND	NO	1,700	ND	NO	1700	NA	NA
SVOC	SOM01.2	Pyrene	00129-00-0	YPDS0912	10/21/2011 0:00	0	0	0.0072		mg/kg	J		Historical	105.2	NO	ALL DETECT	1,700	NO	ALL DETECT	1700	NA	NA
SVOC	SOM01.2	Pyrene	00129-00-0	YPDS1012	10/21/2011 0:00	0	0		3.8	mg/kg	U		Historical	105.2	ALL ND	NO	1,700	ND	NO	1700	NA	NA
SVOC	SOM01.2	Pyrene	00129-00-0	YPDS1111	10/21/2011 0:00	0	0	0.0096		mg/kg	J		Historical	105.2	NO	ALL DETECT	1,700	NO	ALL DETECT	1700	NA	NA
SVOC	SOM01.2	Pyrene	00129-00-0	YPDS1212	10/21/2011 0:00	0	0		0.19	mg/kg	U		Historical	105.2	ALL ND	NO	1,700	ND	NO	1700	NA	NA
SVOC	SOM01.2	Pyrene	00129-00-0	YPDS1312	10/21/2011 0:00	0	0		0.21	mg/kg	U		Historical	105.2	ALL ND	NO	1,700	ND	NO	1700	NA	NA
SVOC	SOM01.2	Pyrene	00129-00-0	YPDS1408	10/21/2011 0:00	0	0	0.67		mg/kg	J		Historical	105.2	NO	ALL DETECT	1,700	NO	ALL DETECT	1700	NA	NA
SVOC	SOM01.2	Pyrene	00129-00-0	YPDS1512	10/21/2011 0:00	0	0	0.01		mg/kg	J		Historical	105.2	NO	ALL DETECT	1,700	NO	ALL DETECT	1700	NA	NA
SVOC	SOM01.2	Pyrene	00129-00-0	YPDS1612	10/21/2011 0:00	0	0	0.0099		mg/kg	J		Historical	105.2	NO	ALL DETECT	1,700	NO	ALL DETECT	1700	NA	NA
SVOC	SOM01.2	Pyrene	00129-00-0	YPSS01	10/21/2011 0:00	0	0	0.52		mg/kg	J		Historical	105.2	NO	ALL DETECT	1,700	NO	ALL DETECT	1700	NA	NA
SVOC	SOM01.2	Pyrene	00129-00-0	YPSS02	10/21/2011 0:00	0	0	0.36		mg/kg	J		Historical	105.2	NO	ALL DETECT	1,700	NO	ALL DETECT	1700	NA	NA
SVOC	SOM01.2	Pyrene	00129-00-0	YPSS03	10/21/2011 0:00	0	0	6		mg/kg			Historical	105.2	NO	ALL DETECT	1,700	NO	ALL DETECT	1700	NA	NA
SVOC	SOM01.2	Pyrene	00129-00-0	YPSS04	10/21/2011 0:00	0	0	0.12		mg/kg	J		Historical	105.2	NO	ALL DETECT	1,700	NO	ALL DETECT	1700	NA	NA
SVOC	SOM01.2	Pyrene	00129-00-0	YPSS05	10/21/2011 0:00	0	0		3.6	mg/kg	U		Historical	105.2	ALL ND	NO	1,700	ND	NO	1700	NA	NA
SVOC	SOM01.2	Pyrene	00129-00-0	YPSS06	10/21/2011 0:00	0	0	0.14		mg/kg	J		Historical	105.2	NO	ALL DETECT	1,700	NO	ALL DETECT	1700	NA	NA
SVOC	SOM01.2	Pyrene	00129-00-0	YPSS07	10/21/2011 0:00	0	0	0.31		mg/kg	J		Historical	105.2	NO	ALL DETECT	1,700	NO	ALL DETECT	1700	NA	NA
SVOC	SOM01.2	Pyrene	00129-00-0	YPSS08	10/21/2011 0:00	0	0	3		mg/kg	J		Historical	105.2	NO	ALL DETECT	1,700	NO	ALL DETECT	1700	NA	NA
SVOC	SOM01.2	Pyrene	00129-00-0	YPSS09	10/21/2011 0:00	0	0	2.5		mg/kg	J		Historical	105.2	NO	ALL DETECT	1,700	NO	ALL DETECT	1700	NA	NA
SVOC	SOM01.2	Pyrene	00129-00-0	YPSS10	10/21/2011 0:00	0	0		5.3	mg/kg	U		Historical	105.2	ALL ND	NO	1,700	ND	NO	1700	NA	NA
SVOC	SOM01.2	Pyrene	00129-00-0	YPSS11	10/21/2011 0:00	0	0	0.39		mg/kg	J		Historical	105.2	NO	ALL DETECT	1,700	NO	ALL DETECT	1700	NA	NA
SVOC	SOM01.2	Pyrene	00129-00-0	YPSS12	10/21/2011 0:00	0	0	0.67		mg/kg	J		Historical	105.2	NO	ALL DETECT	1,700	NO	ALL DETECT	1700	NA	NA
SVOC	SOM01.2	Pyrene	00129-00-0	YPSS13	10/21/2011 0:00	0	0	1.7		mg/kg	J		Historical	105.2	NO	ALL DETECT	1,700	NO	ALL DETECT	1700	NA	NA
SVOC	SOM01.2	Pyrene	00129-00-0	YPSS14	10/21/2011 0:00	0	0	0.12		mg/kg	J		Historical	105.2	NO	ALL DETECT	1,700	NO	ALL DETECT	1700	NA	NA
SVOC	SOM01.2	Pyrene	00129-00-0	YPSS15	10/21/2011 0:00	0	0		3.8	mg/kg	U		Historical	105.2	ALL ND	NO	1,700	ND	NO	1700	NA	NA
SVOC	SOM01.2	Pyrene	00129-00-0	YPSS16	10/21/2011 0:00	0	0	0.14		mg/kg	J		Historical	105.2	NO	ALL DETECT	1,700	NO	ALL DETECT	1700	NA	NA
SVOC	SOM01.2	Pyrene	00129-00-0	YPSS19	10/21/2011 0:00	0	0	20		mg/kg			Historical	105.2	NO	ALL DETECT	1,700	NO	ALL DETECT	1700	NA	NA
SVOC	SW 8270C-SIM	Dibenzofuran	00132-64-9	LYMW09 (1-2 ft)	1/15/2014 15:00	1	2	0.099		mg/kg			280-51290-1	0.011	YES	NA	7.8	NO	ALL DETECT	100	NO	ALL DETECT
SVOC	SW 8270C-SIM	Dibenzofuran	00132-64-9	LYMW10 (1-2 ft)	1/15/2014 11:00	1	2	0.05		mg/kg			280-51290-1	0.011	YES	NA	7.8	NO	ALL DETECT	100	NO	ALL DETECT
SVOC	SW 8270C-SIM	Dibenzofuran	00132-64-9	LYMW11 (1-2 ft)	1/15/2014 10:00	1	2	0.0075		mg/kg			280-51290-1	0.011	NO	NA	7.8	NO	ALL DETECT	100	NO	ALL DETECT
SVOC	SW 8270C-SIM	Dibenzofuran	00132-64-9	LYMW12 (1-2 ft)	1/15/2014 16:00	1	2		0.00032	mg/kg	U		280-51290-1	0.011	ALL ND	NA	7.8	ND	NO	100	ND	NO
SVOC	SW 8270C-SIM	Dibenzofuran	00132-64-9	LYMW13 (1-2 ft)	1/15/2014 9:00	1	2	0.0022		mg/kg	J	J	280-51290-1	0.011	NO	NA	7.8	NO	ALL DETECT	100	NO	ALL DETECT
SVOC	SW 8270C-SIM	Dibenzofuran	00132-64-9	LYMW14 (1-2 ft)	1/15/2014 13:00	1	2	0.0044		mg/kg	J	J	280-51290-1	0.011	NO	NA	7.8	NO	ALL DETECT	100	NO	ALL DETECT
SVOC	8270C	Dibenzofuran	00132-64-9	LYSOA01	6/4/2012 0:00	0	0		0.13	mg/kg	U,V		Historical	0.011	ALL ND	NA	7.8	ND	NO	100	ND	NO
SVOC	8270C	Dibenzofuran	00132-64-9	LYSOA02	6/4/2012 0:00	0	0		0.25	mg/kg	U,V		Historical	0.011	ALL ND	NA	7.8	ND	NO	100	ND	NO
SVOC	8270C	Dibenzofuran	00132-64-9	LYSOA03	6/4/2012 0:00	0	0		0.25	mg/kg	U,V		Historical	0.011	ALL ND	NA	7.8	ND	NO	100	ND	NO
SVOC	8270C	Dibenzofuran	00132-64-9	LYSOA04	6/4/2012 0:00	0	0		0.24	mg/kg	U,V		Historical	0.011	ALL ND	NA	7.8	ND	NO	100	ND	NO
SVOC	8270C	Dibenzofuran	00132-64-9	LYSOA05	6/4/2012 0:00	0	0		0.26	mg/kg	U,V		Historical	0.011	ALL ND	NA	7.8	ND	NO	100	ND	NO
SVOC	8270C	Dibenzofuran	00132-64-9	LYSOB01	6/4/2012 0:00	0	0		0.24	mg/kg	U,V		Historical	0.011	ALL ND	NA	7.8	ND	NO	100	ND	NO
SVOC	8270C	Dibenzofuran	00132-64-9	LYSOB02	6/4/2012 0:00	0	0		0.24	mg/kg	U,V		Historical	0.011	ALL ND	NA	7.8	ND	NO	100	ND	NO
SVOC	8270C	Dibenzofuran	00132-64-9	LYSOB03	6/4/2012 0:00	0	0		0.24	mg/kg	U,V		Historical	0.011	ALL ND	NA	7.8	ND	NO	100	ND	NO
SVOC	8270C	Dibenzofuran	00132-64-9	LYSOB04	6/4/2012 0:00	0	0		0.24	mg/kg	U,V		Historical	0.011	ALL ND	NA	7.8	ND	NO	100	ND	NO
SVOC	8270C	Dibenzofuran	00132-64-9	LYSOB05	6/4/2012 0:00	0	0		0.24	mg/kg	U,V		Historical	0.011	ALL ND	NA	7.8	ND	NO	100	ND	NO
SVOC	8270C	Dibenzofuran	00132-64-9	LYSOC01	6/4/2012 0:00	0	0		0.25	mg/kg	U,V		Historical	0.011	ALL ND	NA	7.8	ND	NO	100	ND	NO
SVOC	8270C	Dibenzofuran	00132-64-9	LYSOC02	6/4/2012 0:00	0	0		0.25	mg/kg	U,V		Historical	0.011	ALL ND	NA	7.8	ND	NO	100	ND	NO
SVOC	8270C	Dibenzofuran	00132-64-9	LYSOC03	6/4/2012 0:00	0	0		0.24	mg/kg	U,V		Historical	0.011	ALL ND	NA	7.8	ND	NO	100	ND	NO
SVOC	8270C	Dibenzofuran	00132-64-9	LYSOC04	6/4/2012 0:00	0	0	0.26		mg/kg	J,V		Historical	0.011	YES	NA	7.8	NO	ALL DETECT	100	NO	ALL DETECT
SVOC	8270C	Dibenzofuran	00132-64-9	LYSOC05	6/4/2012 0:00	0	0		1.2	mg/kg	U		Historical	0.011	ALL ND	NA	7.8	ND	NO	100	ND	NO
SVOC	8270C	Dibenzofuran	00132-64-9	LYSOD01	6/4/2012 0:00	0	0		0.24	mg/kg	U,V		Historical	0.011	ALL ND	NA	7.8	ND	NO	100	ND	NO
SVOC	8270C	Dibenzofuran	00132-64-9	LYSOD02	6/4/2012 0:00	0	0		0.24	mg/kg	U,V		Historical	0.011	ALL ND	NA	7.8	ND	NO	100	ND	NO
SVOC	8270C	Dibenzofuran	00132-64-9	LYSOD03	6/4/2012 0:00	0	0		0.24	mg/kg	U,V		Historical	0.011	ALL ND	NA	7.8	ND	NO	100	ND	NO
SVOC	8270C	Dibenzofuran	00132-64-9	LYSOD04	6/4/2012 0:00	0	0		0.25	mg/kg	U,V		Historical	0.011	ALL ND	NA	7.8	ND	NO	100	ND	NO
SVOC	8270C	Dibenzofuran	00132-64-9	LYSOD05	6/4/2012 0:00	0	0		0.24	mg/kg	U,V		Historical	0.011	ALL ND	NA	7.8	ND	NO	100	ND	NO
SVOC	8270C	Dibenzofuran	00132-64-9	LYSOE01	6/4/2012 0:00	0	0		0.24	mg/kg	U,V		Historical	0.011	ALL ND	NA	7.8	ND	NO	100	ND	NO

TABLE 3-6A. SURFACE SOIL POINT-BY-POINT CONSTITUENT OF CONCERN (COC) SCREEN
WYOMING DEPARTMENT OF ENVIRONMENTAL QUALITY, LARAMIE FORMER YTTRIUM PLANT, LARAMIE, WYOMING

CATEGORY	METHOD	ANALYTE	TRI-CAS	SAMPLE_ID	DATE TIME SAMPLED	SAMPLE START DEPTH	SAMPLE END DEPTH	DETECTED RESULTS	NON-DETECTED (METHOD DETECTION LIMIT (MDL))	UNITS	LAB QUALIFIER	DATA VALIDATION REVIEWER QUALIFIER	LABORATORY DATA SET NUMBER	MIGRATION TO GROUNDWATER - FACT SHEET #12 (mg/kg)	IS DETECT VALUE > SCREENING LEVEL	IS MDL > SCREENING LEVEL	RESIDENTIAL SOIL SCREENING VALUES - FACT SHEET #12 (mg/kg)	IS DETECT VALUE > SCREENING LEVEL	IS MDL > SCREENING LEVEL	INDUSTRIAL SCREENING VALUES - EPA RSL (mg/kg)	IS DETECT VALUE > SCREENING LEVEL	IS MDL > SCREENING LEVEL
SVOC	8270C	Dibenzofuran	00132-64-9	LYSOE02	6/4/2012 0:00	0	0		0.25	mg/kg	U,V		Historical	0.011	ALL ND	NA	7.8	ND	NO	100	ND	NO
SVOC	8270C	Dibenzofuran	00132-64-9	LYSOE03	6/4/2012 0:00	0	0		0.24	mg/kg	U,V		Historical	0.011	ALL ND	NA	7.8	ND	NO	100	ND	NO
SVOC	8270C	Dibenzofuran	00132-64-9	LYSOE04	6/4/2012 0:00	0	0		0.25	mg/kg	U,V		Historical	0.011	ALL ND	NA	7.8	ND	NO	100	ND	NO
SVOC	8270C	Dibenzofuran	00132-64-9	LYSOE05	6/4/2012 0:00	0	0		0.25	mg/kg	U,V		Historical	0.011	ALL ND	NA	7.8	ND	NO	100	ND	NO
SVOC	8270C	Dibenzofuran	00132-64-9	LYSOF01	6/4/2012 0:00	0	0		0.24	mg/kg	U,V		Historical	0.011	ALL ND	NA	7.8	ND	NO	100	ND	NO
SVOC	8270C	Dibenzofuran	00132-64-9	LYSOF02	6/4/2012 0:00	0	0		0.24	mg/kg	U,V		Historical	0.011	ALL ND	NA	7.8	ND	NO	100	ND	NO
SVOC	8270C	Dibenzofuran	00132-64-9	LYSOF03	6/4/2012 0:00	0	0		0.24	mg/kg	U,V		Historical	0.011	ALL ND	NA	7.8	ND	NO	100	ND	NO
SVOC	8270C	Dibenzofuran	00132-64-9	LYSOF04	6/4/2012 0:00	0	0		0.24	mg/kg	U,V		Historical	0.011	ALL ND	NA	7.8	ND	NO	100	ND	NO
SVOC	8270C	Dibenzofuran	00132-64-9	LYSOF05	6/4/2012 0:00	0	0		0.25	mg/kg	U,V		Historical	0.011	ALL ND	NA	7.8	ND	NO	100	ND	NO
SVOC	SOM01.2	Dibenzofuran	00132-64-9	YPDS0111	10/21/2011 0:00	0	0		0.19	mg/kg	U		Historical	0.011	ALL ND	NA	7.8	ND	NO	100	ND	NO
SVOC	SOM01.2	Dibenzofuran	00132-64-9	YPDS0210	10/21/2011 0:00	0	0		0.19	mg/kg	U		Historical	0.011	ALL ND	NA	7.8	ND	NO	100	ND	NO
SVOC	SOM01.2	Dibenzofuran	00132-64-9	YPDS0312	10/21/2011 0:00	0	0		3.6	mg/kg	U		Historical	0.011	ALL ND	NA	7.8	ND	NO	100	ND	NO
SVOC	SOM01.2	Dibenzofuran	00132-64-9	YPDS0410	10/21/2011 0:00	0	0		3.8	mg/kg	U		Historical	0.011	ALL ND	NA	7.8	ND	NO	100	ND	NO
SVOC	SOM01.2	Dibenzofuran	00132-64-9	YPDS0509	10/21/2011 0:00	0	0	0.088		mg/kg	J		Historical	0.011	YES	NA	7.8	NO	ALL DETECT	100	NO	ALL DETECT
SVOC	SOM01.2	Dibenzofuran	00132-64-9	YPDS0612	10/21/2011 0:00	0	0		3.9	mg/kg	U		Historical	0.011	ALL ND	NA	7.8	ND	NO	100	ND	NO
SVOC	SOM01.2	Dibenzofuran	00132-64-9	YPDS0714	10/21/2011 0:00	0	0		0.19	mg/kg	U		Historical	0.011	ALL ND	NA	7.8	ND	NO	100	ND	NO
SVOC	SOM01.2	Dibenzofuran	00132-64-9	YPDS0812	10/21/2011 0:00	0	0		0.19	mg/kg	U		Historical	0.011	ALL ND	NA	7.8	ND	NO	100	ND	NO
SVOC	SOM01.2	Dibenzofuran	00132-64-9	YPDS0912	10/21/2011 0:00	0	0		0.19	mg/kg	U		Historical	0.011	ALL ND	NA	7.8	ND	NO	100	ND	NO
SVOC	SOM01.2	Dibenzofuran	00132-64-9	YPDS1012	10/21/2011 0:00	0	0		3.8	mg/kg	U		Historical	0.011	ALL ND	NA	7.8	ND	NO	100	ND	NO
SVOC	SOM01.2	Dibenzofuran	00132-64-9	YPDS1111	10/21/2011 0:00	0	0		0.19	mg/kg	U		Historical	0.011	ALL ND	NA	7.8	ND	NO	100	ND	NO
SVOC	SOM01.2	Dibenzofuran	00132-64-9	YPDS1212	10/21/2011 0:00	0	0		0.19	mg/kg	U		Historical	0.011	ALL ND	NA	7.8	ND	NO	100	ND	NO
SVOC	SOM01.2	Dibenzofuran	00132-64-9	YPDS1312	10/21/2011 0:00	0	0		0.21	mg/kg	U		Historical	0.011	ALL ND	NA	7.8	ND	NO	100	ND	NO
SVOC	SOM01.2	Dibenzofuran	00132-64-9	YPDS1408	10/21/2011 0:00	0	0		3.8	mg/kg	U		Historical	0.011	ALL ND	NA	7.8	ND	NO	100	ND	NO
SVOC	SOM01.2	Dibenzofuran	00132-64-9	YPDS1512	10/21/2011 0:00	0	0		0.23	mg/kg	U		Historical	0.011	ALL ND	NA	7.8	ND	NO	100	ND	NO
SVOC	SOM01.2	Dibenzofuran	00132-64-9	YPDS1612	10/21/2011 0:00	0	0		0.19	mg/kg	U		Historical	0.011	ALL ND	NA	7.8	ND	NO	100	ND	NO
SVOC	SW 8270C-SIM	Benzo(g,h,i)perylene	00191-24-2	LYMW09 (1-2 ft)	1/15/2014 15:00	1	2	0.9		mg/kg			280-51290-1		NA	NA		NA	NA		NA	NA
SVOC	SW 8270C-SIM	Benzo(g,h,i)perylene	00191-24-2	LYMW10 (1-2 ft)	1/15/2014 11:00	1	2	6.3		mg/kg			280-51290-1		NA	NA		NA	NA		NA	NA
SVOC	SW 8270C-SIM	Benzo(g,h,i)perylene	00191-24-2	LYMW11 (1-2 ft)	1/15/2014 10:00	1	2	0.12		mg/kg			280-51290-1		NA	NA		NA	NA		NA	NA
SVOC	SW 8270C-SIM	Benzo(g,h,i)perylene	00191-24-2	LYMW12 (1-2 ft)	1/15/2014 16:00	1	2	0.01		mg/kg			280-51290-1		NA	NA		NA	NA		NA	NA
SVOC	SW 8270C-SIM	Benzo(g,h,i)perylene	00191-24-2	LYMW13 (1-2 ft)	1/15/2014 9:00	1	2	0.018		mg/kg			280-51290-1		NA	NA		NA	NA		NA	NA
SVOC	SW 8270C-SIM	Benzo(g,h,i)perylene	00191-24-2	LYMW14 (1-2 ft)	1/15/2014 13:00	1	2	0.0037		mg/kg	J	J	280-51290-1		NA	NA		NA	NA		NA	NA
SVOC	8270C	Benzo(g,h,i)perylene	00191-24-2	LYSOA01	6/4/2012 0:00	0	0	0.11		mg/kg	V		Historical		NA	NA		NA	NA		NA	NA
SVOC	8270C	Benzo(g,h,i)perylene	00191-24-2	LYSOA02	6/4/2012 0:00	0	0	0.8		mg/kg	V		Historical		NA	NA		NA	NA		NA	NA
SVOC	8270C	Benzo(g,h,i)perylene	00191-24-2	LYSOA03	6/4/2012 0:00	0	0	0.84		mg/kg	V		Historical		NA	NA		NA	NA		NA	NA
SVOC	8270C	Benzo(g,h,i)perylene	00191-24-2	LYSOA04	6/4/2012 0:00	0	0	1.4		mg/kg	V		Historical		NA	NA		NA	NA		NA	NA
SVOC	8270C	Benzo(g,h,i)perylene	00191-24-2	LYSOA05	6/4/2012 0:00	0	0	0.29		mg/kg	V		Historical		NA	NA		NA	NA		NA	NA
SVOC	8270C	Benzo(g,h,i)perylene	00191-24-2	LYSOB01	6/4/2012 0:00	0	0	0.65		mg/kg	V		Historical		NA	NA		NA	NA		NA	NA
SVOC	8270C	Benzo(g,h,i)perylene	00191-24-2	LYSOB02	6/4/2012 0:00	0	0	0.12		mg/kg	V		Historical		NA	NA		NA	NA		NA	NA
SVOC	8270C	Benzo(g,h,i)perylene	00191-24-2	LYSOB03	6/4/2012 0:00	0	0	0.42		mg/kg	V		Historical		NA	NA		NA	NA		NA	NA
SVOC	8270C	Benzo(g,h,i)perylene	00191-24-2	LYSOB04	6/4/2012 0:00	0	0	0.46		mg/kg	V		Historical		NA	NA		NA	NA		NA	NA
SVOC	8270C	Benzo(g,h,i)perylene	00191-24-2	LYSOB05	6/4/2012 0:00	0	0	0.25		mg/kg	V		Historical		NA	NA		NA	NA		NA	NA
SVOC	8270C	Benzo(g,h,i)perylene	00191-24-2	LYSOC01	6/4/2012 0:00	0	0	0.0092		mg/kg	J,V		Historical		NA	NA		NA	NA		NA	NA
SVOC	8270C	Benzo(g,h,i)perylene	00191-24-2	LYSOC02	6/4/2012 0:00	0	0	0.038		mg/kg	V		Historical		NA	NA		NA	NA		NA	NA
SVOC	8270C	Benzo(g,h,i)perylene	00191-24-2	LYSOC03	6/4/2012 0:00	0	0	0.52		mg/kg	V		Historical		NA	NA		NA	NA		NA	NA
SVOC	8270C	Benzo(g,h,i)perylene	00191-24-2	LYSOC04	6/4/2012 0:00	0	0	2.4		mg/kg	V		Historical		NA	NA		NA	NA		NA	NA
SVOC	8270C	Benzo(g,h,i)perylene	00191-24-2	LYSOC05	6/4/2012 0:00	0	0	5.9		mg/kg	M		Historical		NA	NA		NA	NA		NA	NA
SVOC	8270C	Benzo(g,h,i)perylene	00191-24-2	LYSOD01	6/4/2012 0:00	0	0	0.01		mg/kg	J,V		Historical		NA	NA		NA	NA		NA	NA
SVOC	8270C	Benzo(g,h,i)perylene	00191-24-2	LYSOD02	6/4/2012 0:00	0	0	0.011		mg/kg	J,V		Historical		NA	NA		NA	NA		NA	NA
SVOC	8270C	Benzo(g,h,i)perylene	00191-24-2	LYSOD03	6/4/2012 0:00	0	0	0.025		mg/kg	V		Historical		NA	NA		NA	NA		NA	NA
SVOC	8270C	Benzo(g,h,i)perylene	00191-24-2	LYSOD04	6/4/2012 0:00	0	0	0.1		mg/kg	V		Historical		NA	NA		NA	NA		NA	NA
SVOC	8270C	Benzo(g,h,i)perylene	00191-24-2	LYSOD05	6/4/2012 0:00	0	0	0.14		mg/kg	V		Historical		NA	NA		NA	NA		NA	NA
SVOC	8270C	Benzo(g,h,i)perylene	00191-24-2	LYSOE01	6/4/2012 0:00	0	0	0.019		mg/kg	J,V		Historical		NA	NA		NA	NA		NA	NA
SVOC	8270C	Benzo(g,h,i)perylene	00191-24-2	LYSOE02	6/4/2012 0:00	0	0	0.92		mg/kg	V		Historical		NA	NA		NA	NA		NA	NA
SVOC	8270C	Benzo(g,h,i)perylene	00191-24-2	LYSOE03	6/4/2012 0:00	0	0	0.8		mg/kg	V		Historical		NA	NA		NA	NA		NA	NA
SVOC	8270C	Benzo(g,h,i)perylene	00191-24-2	LYSOE04	6/4/2012 0:00	0	0	1.2		mg/kg	V		Historical		NA	NA		NA	NA		NA	NA
SVOC	8270C	Benzo(g,h,i)perylene	00191-24-2	LYSOE05	6/4/2012 0:00	0	0	0.25		mg/kg	V		Historical		NA	NA		NA	NA		NA	NA
SVOC	8270C	Benzo(g,h,i)perylene	00191-24-2	LYSOF01	6/4/2012 0:00	0	0	0.017		mg/kg	J,V		Historical		NA	NA		NA	NA		NA	NA
SVOC	8270C	Benzo(g,h,i)perylene	00191-24-2	LYSOF02	6/4/2012 0:00	0	0	0.43		mg/kg	V		Historical		NA	NA		NA	NA		NA	NA
SVOC	8270C	Benzo(g,h,i)perylene	00191-24-2	LYSOF03	6/4/2012 0:00	0	0	0.13		mg/kg	V		Historical		NA	NA		NA	NA		NA	NA
SVOC	8270C	Benzo(g,h,i)perylene	00191-24-2	LYSOF04	6/4/2012 0:00	0	0	0.079		mg/kg	V		Historical		NA	NA		NA	NA		NA	NA
SVOC	8270C	Benzo(g,h,i)perylene	00191-24-2	LYSOF05	6/4/2012 0:00	0	0	0.042		mg/kg	V		Historical		NA	NA		NA	NA		NA	NA
SVOC	SOM01.2	Benzo(g,h,i)perylene	00191-24-2	YPDS0111	10/21/2011 0:00	0	0		0.19	mg/kg	U		Historical		NA	NA		NA	NA		NA	NA
SVOC	SOM01.2	Benzo(g,h,i)perylene	00191-24-2	YPDS0210	10/21/2011 0:00	0	0		0.19	mg/kg	U		Historical		NA	NA		NA	NA		NA	NA
SVOC	SOM01.2	Benzo(g,h,i)perylene	00191-24-2	YPDS0312	10/21/2011 0:00	0	0	0.4		mg/kg	J		Historical		NA	NA		NA	NA		NA	NA
SVOC	SOM01.2	Benzo(g,h,i)perylene	00191-24-2	YPDS0410	10/21/2011 0:00	0	0	0.37		mg/kg	J		Historical		NA	NA		NA	NA		NA	NA
SVOC	SOM01.2	Benzo(g,h,i)perylene	00191-24-2	YPDS0509	10/21/2011 0:00	0	0		0.19	mg/kg	U		Historical		NA	NA		NA	NA		NA	NA
SVOC	SOM01.2	Benzo(g,h,i)perylene	00191-24-2	YPDS0612	10/21/2011 0:00	0	0	0.3		mg/kg	J		Historical		NA	NA		NA	NA		NA	NA
SVOC	SOM01.2	Benzo(g,h,i)perylene	00191-24-2	YPDS0714	10/21/2011 0:00	0	0	0.019		mg/kg	J		Historical		NA	NA		NA	NA		NA	NA
SVOC	SOM01.2	Benzo(g,h,i)perylene	00191-24-2	YPDS0812	10/21/2011 0:00	0	0		0.19	mg/kg	U		Historical		NA	NA		NA	NA		NA	NA
SVOC	SOM01.2	Benzo(g,h,i)perylene	00191-24-2	YPDS0912	10/21/2011 0:00	0	0		0.19	mg/kg	U		Historical		NA	NA		NA	NA		NA	NA
SVOC	SOM01.2	Benzo(g,h,i)perylene	00191-24-2	YPDS1012	10/21/2011 0:00	0	0		3.8	mg/kg	U		Historical		NA	NA		NA	NA		NA	NA
SVOC	SOM01.2	Benzo(g,h,i)perylene	00191-24-2	YPDS1111	10/21/2011 0:00	0	0		0.19	mg/kg	U		Historical		NA	NA		NA	NA		NA	NA
SVOC	SOM01.2	Benzo(g,h,i)perylene	00191-24-2	YPDS1212	10/21/2011 0:00	0	0		0.19	mg/kg	U		Historical		NA	NA		NA	NA		NA	NA
SVOC	SOM01.2	Benzo(g,h,i)perylene	00191-24-2	YPDS1312	10/21/2011 0:00	0	0		0.21	mg/kg	U		Historical		NA	NA		NA	NA		NA	NA
SVOC	SOM01.2	Benzo(g,h,i)perylene	00191-24-2	YPDS1408	10/21/2011 0:00	0	0		3.8	mg/kg	U		Historical		NA	NA		NA	NA		NA	NA
SVOC	SOM01.2	Benzo(g,h,i)perylene	00191-24-2	YPDS1512	10/21/2011 0:00	0	0		0.23	mg/kg	U		Historical		NA	NA		NA	NA		NA	NA
SVOC	SOM01.2	Benzo(g,h,i)perylene	00191-24-2	YPDS1612	10/21/2011 0:00	0	0	0.009		mg/kg	J		Historical		NA	NA		NA	NA		NA	NA
SVOC	SOM01.2	Benzo(g,h,i)perylene	00191-24-2	YPSS01	10/21/2011 0:00	0	0	0.26		mg/kg	J		Historical		NA	NA		NA	NA		NA	NA
SVOC	SOM01.2	Benzo(g,h,i)perylene	00191-24-2	YPSS02	10/21/2011 0:00	0	0	0.12		mg/kg	J		Historical		NA	NA		NA	NA		NA	NA
SVOC	SOM01.2	Benzo(g,h,i)perylene	00191-24-2	YPSS03	10/21/2011 0:00	0	0	2.2		mg/kg	J		Historical		NA	NA		NA	NA		NA	NA
SVOC	SOM01.2	Benzo(g,h,i)perylene	00191-24-2	YPSS04	10/21/2011 0:00	0	0		3.8	mg/kg	U		Historical		NA	NA		NA	NA		NA	NA
SVOC	SOM01.2	Benzo(g,h,i)perylene	00191-24-2	YPSS05	10/21/2011 0:00	0	0		3.6	mg/kg	U		Historical		NA	NA		NA	NA		NA	NA
SVOC	SOM01.2	Benzo(g,h,i)perylene	00191-24-2	YPSS06	10/21/2011 0:00	0	0		1.8	mg/kg	U		Historical		NA	NA		NA	NA		NA	NA
SVOC	SOM01.2	Benzo(g,h,i)perylene	00191-24-2	YPSS07	10/21/2011 0:00	0	0		1.8	mg/kg	U		Historical		NA	NA		NA	NA		NA	NA
SVOC	SOM01.2	Benzo(g,h,i)perylene	00191-24-2	YPSS08	10/21/2011 0:00	0	0	0.91		mg/kg	J		Historical		NA	NA		NA	NA		NA	NA
SVOC	SOM01.2	Benzo(g,h,i)perylene	00191-24-2	YPSS09	10/21/2011 0:00	0	0	1.2		mg/kg	J		Historical		NA	NA		NA	NA		NA	NA
SVOC	SOM01.2	Benzo(g,h,i)perylene	00191-24-2	YPSS10	10/21/2011 0:00	0	0		5.3	mg/kg	U		Historical		NA	NA		NA	NA		NA	NA
SVOC	SOM01.2	Benzo(g,h,i)perylene	00191-24-2	YPSS11	10/21/2011 0:00	0	0	0.53		mg/kg	J		Historical		NA	NA		NA	NA		NA	NA
SVOC	SOM01.2	Benzo(g,h,i)perylene	00191-24-2	YPSS12	10/21/2011 0:00	0	0		3.5	mg/kg	U		Historical		NA	NA		NA	NA		NA	NA
SVOC	SOM01.2	Benzo(g,h,i)perylene	00191-24-2	YPSS13	10/21/2011 0:00	0	0	1.8		mg/kg	J		Historical		NA	NA		NA	NA		NA	NA
SVOC	SOM01.2	Benzo(g,h,i)perylene	00191-24-2	YPSS14	10/21/2011 0:00	0	0	0.062		mg/kg	J		Historical		NA	NA		NA	NA		NA	NA
SVOC	SOM01.2	Benzo(g,h,i)perylene	00191-24-2	YPSS15	10/21/2011 0:00	0	0		3.8	mg/kg	U		Historical		NA	NA		NA	NA		NA	NA
SVOC	SOM01.2	Benzo(g,h,i)perylene	00191-24-2	YPSS16	10/21/2011 0:00	0	0		1.9	mg/kg	U		Historical		NA	NA		NA	NA		NA	NA
SVOC	SOM01.2	Benzo(g,h,i)perylene	00191-24-2	YPSS19	10/21/2011 0:00	0	0	6.5		mg/kg			Historical		NA	NA		NA	NA		NA	NA

TABLE 3-6A. SURFACE SOIL POINT-BY-POINT CONSTITUENT OF CONCERN (COC) SCREEN
WYOMING DEPARTMENT OF ENVIRONMENTAL QUALITY, LARAMIE FORMER YTTRIUM PLANT, LARAMIE, WYOMING

CATEGORY	METHOD	ANALYTE	TRI-CAS	SAMPLE_ID	DATE TIME SAMPLED	SAMPLE START DEPTH	SAMPLE END DEPTH	DETECTED RESULTS	NON-DETECTED (METHOD DETECTION LIMIT (MDL))	UNITS	LAB QUALIFIER	DATA VALIDATION REVIEWER QUALIFIER	LABORATORY DATA SET NUMBER	MIGRATION TO GROUNDWATER - FACT SHEET #12 (mg/kg)	IS DETECT VALUE > SCREENING LEVEL	IS MDL > SCREENING LEVEL	RESIDENTIAL SOIL SCREENING VALUES - FACT SHEET #12 (mg/kg)	IS DETECT VALUE > SCREENING LEVEL	IS MDL > SCREENING LEVEL	INDUSTRIAL SCREENING VALUES - EPA RSL (mg/kg)	IS DETECT VALUE > SCREENING LEVEL	IS MDL > SCREENING LEVEL
SVOC	SW 8270C-SIM	Indeno(1,2,3-cd)pyrene	00193-39-5	LYMW09 (1-2 ft)	1/15/2014 15:00	1	2	0.3		mg/kg			280-51290-1	0.427	NO	ALL DETECT	0.15	YES	ALL DETECT	2.1	NO	ALL DETECT
SVOC	SW 8270C-SIM	Indeno(1,2,3-cd)pyrene	00193-39-5	LYMW10 (1-2 ft)	1/15/2014 11:00	1	2	2.3		mg/kg			280-51290-1	0.427	YES	ALL DETECT	0.15	YES	ALL DETECT	2.1	YES	ALL DETECT
SVOC	SW 8270C-SIM	Indeno(1,2,3-cd)pyrene	00193-39-5	LYMW11 (1-2 ft)	1/15/2014 10:00	1	2	0.028		mg/kg			280-51290-1	0.427	NO	ALL DETECT	0.15	NO	ALL DETECT	2.1	NO	ALL DETECT
SVOC	SW 8270C-SIM	Indeno(1,2,3-cd)pyrene	00193-39-5	LYMW12 (1-2 ft)	1/15/2014 16:00	1	2	0.0024		mg/kg	J	J	280-51290-1	0.427	NO	ALL DETECT	0.15	NO	ALL DETECT	2.1	NO	ALL DETECT
SVOC	SW 8270C-SIM	Indeno(1,2,3-cd)pyrene	00193-39-5	LYMW13 (1-2 ft)	1/15/2014 9:00	1	2	0.013		mg/kg			280-51290-1	0.427	NO	ALL DETECT	0.15	NO	ALL DETECT	2.1	NO	ALL DETECT
SVOC	SW 8270C-SIM	Indeno(1,2,3-cd)pyrene	00193-39-5	LYMW14 (1-2 ft)	1/15/2014 13:00	1	2	0.0021		mg/kg	J	J	280-51290-1	0.427	NO	ALL DETECT	0.15	NO	ALL DETECT	2.1	NO	ALL DETECT
SVOC	8270C	Indeno(1,2,3-cd)pyrene	00193-39-5	LYSOA01	6/4/2012 0:00	0	0	0.11		mg/kg	V		Historical	0.427	NO	ALL DETECT	0.15	NO	ALL DETECT	2.1	NO	ALL DETECT
SVOC	8270C	Indeno(1,2,3-cd)pyrene	00193-39-5	LYSOA02	6/4/2012 0:00	0	0	0.81		mg/kg	V		Historical	0.427	YES	ALL DETECT	0.15	YES	ALL DETECT	2.1	NO	ALL DETECT
SVOC	8270C	Indeno(1,2,3-cd)pyrene	00193-39-5	LYSOA03	6/4/2012 0:00	0	0	0.86		mg/kg	V		Historical	0.427	YES	ALL DETECT	0.15	YES	ALL DETECT	2.1	NO	ALL DETECT
SVOC	8270C	Indeno(1,2,3-cd)pyrene	00193-39-5	LYSOA04	6/4/2012 0:00	0	0	1.4		mg/kg	V		Historical	0.427	YES	ALL DETECT	0.15	YES	ALL DETECT	2.1	NO	ALL DETECT
SVOC	8270C	Indeno(1,2,3-cd)pyrene	00193-39-5	LYSOA05	6/4/2012 0:00	0	0	0.29		mg/kg	V		Historical	0.427	NO	ALL DETECT	0.15	YES	ALL DETECT	2.1	NO	ALL DETECT
SVOC	8270C	Indeno(1,2,3-cd)pyrene	00193-39-5	LYSOB01	6/4/2012 0:00	0	0	0.66		mg/kg	V		Historical	0.427	YES	ALL DETECT	0.15	YES	ALL DETECT	2.1	NO	ALL DETECT
SVOC	8270C	Indeno(1,2,3-cd)pyrene	00193-39-5	LYSOB02	6/4/2012 0:00	0	0	0.13		mg/kg	V		Historical	0.427	NO	ALL DETECT	0.15	NO	ALL DETECT	2.1	NO	ALL DETECT
SVOC	8270C	Indeno(1,2,3-cd)pyrene	00193-39-5	LYSOB03	6/4/2012 0:00	0	0	0.43		mg/kg	V		Historical	0.427	YES	ALL DETECT	0.15	YES	ALL DETECT	2.1	NO	ALL DETECT
SVOC	8270C	Indeno(1,2,3-cd)pyrene	00193-39-5	LYSOB04	6/4/2012 0:00	0	0	0.47		mg/kg	V		Historical	0.427	YES	ALL DETECT	0.15	YES	ALL DETECT	2.1	NO	ALL DETECT
SVOC	8270C	Indeno(1,2,3-cd)pyrene	00193-39-5	LYSOB05	6/4/2012 0:00	0	0	0.25		mg/kg	V		Historical	0.427	NO	ALL DETECT	0.15	YES	ALL DETECT	2.1	NO	ALL DETECT
SVOC	8270C	Indeno(1,2,3-cd)pyrene	00193-39-5	LYSOC01	6/4/2012 0:00	0	0		0.0072	mg/kg	U,V		Historical	0.427	ALL ND	NO	0.15	ND	NO	2.1	ND	NO
SVOC	8270C	Indeno(1,2,3-cd)pyrene	00193-39-5	LYSOC02	6/4/2012 0:00	0	0	0.034		mg/kg	V		Historical	0.427	NO	ALL DETECT	0.15	NO	ALL DETECT	2.1	NO	ALL DETECT
SVOC	8270C	Indeno(1,2,3-cd)pyrene	00193-39-5	LYSOC03	6/4/2012 0:00	0	0	0.52		mg/kg	V		Historical	0.427	YES	ALL DETECT	0.15	YES	ALL DETECT	2.1	NO	ALL DETECT
SVOC	8270C	Indeno(1,2,3-cd)pyrene	00193-39-5	LYSOC04	6/4/2012 0:00	0	0	2.5		mg/kg	V		Historical	0.427	YES	ALL DETECT	0.15	YES	ALL DETECT	2.1	YES	ALL DETECT
SVOC	8270C	Indeno(1,2,3-cd)pyrene	00193-39-5	LYSOC05	6/4/2012 0:00	0	0	5.9		mg/kg	M		Historical	0.427	YES	ALL DETECT	0.15	YES	ALL DETECT	2.1	YES	ALL DETECT
SVOC	8270C	Indeno(1,2,3-cd)pyrene	00193-39-5	LYSOD01	6/4/2012 0:00	0	0	0.0081		mg/kg	J,V		Historical	0.427	NO	ALL DETECT	0.15	NO	ALL DETECT	2.1	NO	ALL DETECT
SVOC	8270C	Indeno(1,2,3-cd)pyrene	00193-39-5	LYSOD02	6/4/2012 0:00	0	0	0.008		mg/kg	J,V		Historical	0.427	NO	ALL DETECT	0.15	NO	ALL DETECT	2.1	NO	ALL DETECT
SVOC	8270C	Indeno(1,2,3-cd)pyrene	00193-39-5	LYSOD03	6/4/2012 0:00	0	0	0.028		mg/kg	V		Historical	0.427	NO	ALL DETECT	0.15	NO	ALL DETECT	2.1	NO	ALL DETECT
SVOC	8270C	Indeno(1,2,3-cd)pyrene	00193-39-5	LYSOD04	6/4/2012 0:00	0	0	0.094		mg/kg	V		Historical	0.427	NO	ALL DETECT	0.15	NO	ALL DETECT	2.1	NO	ALL DETECT
SVOC	8270C	Indeno(1,2,3-cd)pyrene	00193-39-5	LYSOD05	6/4/2012 0:00	0	0	0.12		mg/kg	V		Historical	0.427	NO	ALL DETECT	0.15	NO	ALL DETECT	2.1	NO	ALL DETECT
SVOC	8270C	Indeno(1,2,3-cd)pyrene	00193-39-5	LYSOE01	6/4/2012 0:00	0	0	0.018		mg/kg	J,V		Historical	0.427	NO	ALL DETECT	0.15	NO	ALL DETECT	2.1	NO	ALL DETECT
SVOC	8270C	Indeno(1,2,3-cd)pyrene	00193-39-5	LYSOE02	6/4/2012 0:00	0	0	0.92		mg/kg	V		Historical	0.427	YES	ALL DETECT	0.15	YES	ALL DETECT	2.1	NO	ALL DETECT
SVOC	8270C	Indeno(1,2,3-cd)pyrene	00193-39-5	LYSOE03	6/4/2012 0:00	0	0	0.8		mg/kg	V		Historical	0.427	YES	ALL DETECT	0.15	YES	ALL DETECT	2.1	NO	ALL DETECT
SVOC	8270C	Indeno(1,2,3-cd)pyrene	00193-39-5	LYSOE04	6/4/2012 0:00	0	0	1.2		mg/kg	V		Historical	0.427	YES	ALL DETECT	0.15	YES	ALL DETECT	2.1	NO	ALL DETECT
SVOC	8270C	Indeno(1,2,3-cd)pyrene	00193-39-5	LYSOE05	6/4/2012 0:00	0	0	0.22		mg/kg	V		Historical	0.427	NO	ALL DETECT	0.15	YES	ALL DETECT	2.1	NO	ALL DETECT
SVOC	8270C	Indeno(1,2,3-cd)pyrene	00193-39-5	LYSOF01	6/4/2012 0:00	0	0	0.016		mg/kg	J,V		Historical	0.427	NO	ALL DETECT	0.15	NO	ALL DETECT	2.1	NO	ALL DETECT
SVOC	8270C	Indeno(1,2,3-cd)pyrene	00193-39-5	LYSOF02	6/4/2012 0:00	0	0	0.41		mg/kg	V		Historical	0.427	NO	ALL DETECT	0.15	YES	ALL DETECT	2.1	NO	ALL DETECT
SVOC	8270C	Indeno(1,2,3-cd)pyrene	00193-39-5	LYSOF03	6/4/2012 0:00	0	0	0.12		mg/kg	V		Historical	0.427	NO	ALL DETECT	0.15	NO	ALL DETECT	2.1	NO	ALL DETECT
SVOC	8270C	Indeno(1,2,3-cd)pyrene	00193-39-5	LYSOF04	6/4/2012 0:00	0	0	0.069		mg/kg	V		Historical	0.427	NO	ALL DETECT	0.15	NO	ALL DETECT	2.1	NO	ALL DETECT
SVOC	8270C	Indeno(1,2,3-cd)pyrene	00193-39-5	LYSOF05	6/4/2012 0:00	0	0	0.032		mg/kg	V		Historical	0.427	NO	ALL DETECT	0.15	NO	ALL DETECT	2.1	NO	ALL DETECT
SVOC	SOM01.2	Indeno(1,2,3-cd)pyrene	00193-39-5	YPSS01	10/21/2011 0:00	0	0	0.11		mg/kg	J		Historical	0.427	NO	ALL DETECT	0.15	NO	ALL DETECT	2.1	NO	ALL DETECT
SVOC	SOM01.2	Indeno(1,2,3-cd)pyrene	00193-39-5	YPSS02	10/21/2011 0:00	0	0	0.1		mg/kg	J		Historical	0.427	NO	ALL DETECT	0.15	NO	ALL DETECT	2.1	NO	ALL DETECT
SVOC	SOM01.2	Indeno(1,2,3-cd)pyrene	00193-39-5	YPSS03	10/21/2011 0:00	0	0	0.88		mg/kg	J		Historical	0.427	YES	ALL DETECT	0.15	YES	ALL DETECT	2.1	NO	ALL DETECT
SVOC	SOM01.2	Indeno(1,2,3-cd)pyrene	00193-39-5	YPSS04	10/21/2011 0:00	0	0		3.8	mg/kg	U		Historical	0.427	ALL ND	YES	0.15	ND	YES	2.1	ND	YES
SVOC	SOM01.2	Indeno(1,2,3-cd)pyrene	00193-39-5	YPSS05	10/21/2011 0:00	0	0		3.6	mg/kg	U		Historical	0.427	ALL ND	YES	0.15	ND	YES	2.1	ND	YES
SVOC	SOM01.2	Indeno(1,2,3-cd)pyrene	00193-39-5	YPSS06	10/21/2011 0:00	0	0		1.8	mg/kg	U		Historical	0.427	ALL ND	YES	0.15	ND	YES	2.1	ND	NO
SVOC	SOM01.2	Indeno(1,2,3-cd)pyrene	00193-39-5	YPSS07	10/21/2011 0:00	0	0		1.8	mg/kg	U		Historical	0.427	ALL ND	YES	0.15	ND	YES	2.1	ND	NO
SVOC	SOM01.2	Indeno(1,2,3-cd)pyrene	00193-39-5	YPSS08	10/21/2011 0:00	0	0	0.63		mg/kg	J		Historical	0.427	YES	ALL DETECT	0.15	YES	ALL DETECT	2.1	NO	ALL DETECT
SVOC	SOM01.2	Indeno(1,2,3-cd)pyrene	00193-39-5	YPSS09	10/21/2011 0:00	0	0	0.6		mg/kg	J		Historical	0.427	YES	ALL DETECT	0.15	YES	ALL DETECT	2.1	NO	ALL DETECT
SVOC	SOM01.2	Indeno(1,2,3-cd)pyrene	00193-39-5	YPSS10	10/21/2011 0:00	0	0		5.3	mg/kg	U		Historical	0.427	ALL ND	YES	0.15	ND	YES	2.1	ND	YES
SVOC	SOM01.2	Indeno(1,2,3-cd)pyrene	00193-39-5	YPSS11	10/21/2011 0:00	0	0	0.42		mg/kg	J		Historical	0.427	NO	ALL DETECT	0.15	YES	ALL DETECT	2.1	NO	ALL DETECT
SVOC	SOM01.2	Indeno(1,2,3-cd)pyrene	00193-39-5	YPSS12	10/21/2011 0:00	0	0		3.5	mg/kg	U		Historical	0.427	ALL ND	YES	0.15	ND	YES	2.1	ND	YES
SVOC	SOM01.2	Indeno(1,2,3-cd)pyrene	00193-39-5	YPSS13	10/21/2011 0:00	0	0	0.74		mg/kg	J		Historical	0.427	YES	ALL DETECT	0.15	YES	ALL DETECT	2.1	NO	ALL DETECT
SVOC	SOM01.2	Indeno(1,2,3-cd)pyrene	00193-39-5	YPSS14	10/21/2011 0:00	0	0	0.097		mg/kg	J		Historical	0.427	NO	ALL DETECT	0.15	NO	ALL DETECT	2.1	NO	ALL DETECT
SVOC	SOM01.2	Indeno(1,2,3-cd)pyrene	00193-39-5	YPSS15	10/21/2011 0:00	0	0		3.8	mg/kg	U		Historical	0.427	ALL ND	YES	0.15	ND	YES	2.1	ND	YES
SVOC	SOM01.2	Indeno(1,2,3-cd)pyrene	00193-39-5	YPSS16	10/21/2011 0:00	0	0		1.9	mg/kg	U		Historical	0.427	ALL ND	YES	0.15	ND	YES	2.1	ND	NO
SVOC	SOM01.2	Indeno(1,2,3-cd)pyrene	00193-39-5	YPSS19	10/21/2011 0:00	0	0	2		mg/kg	J		Historical	0.427	YES	ALL DETECT	0.15	YES	ALL DETECT	2.1	NO	ALL DETECT
SVOC	SW 8270C-SIM	Benzo(b)fluoranthene	00205-99-2	LYMW09 (1-2 ft)	1/15/2014 15:00	1	2	0.51		mg/kg			280-51290-1	0.151	YES	ALL DETECT	0.15	YES	ALL DETECT	2.1	NO	ALL DETECT
SVOC	SW 8270C-SIM	Benzo(b)fluoranthene	00205-99-2	LYMW10 (1-2 ft)	1/15/2014 11:00	1	2	2.1		mg/kg			280-51290-1	0.151	YES	ALL DETECT	0.15	YES	ALL DETECT	2.1	NO	ALL DETECT
SVOC	SW 8270C-SIM	Benzo(b)fluoranthene	00205-99-2	LYMW11 (1-2 ft)	1/15/2014 10:00	1	2	0.023		mg/kg			280-51290-1	0.151	NO	ALL DETECT	0.15	NO	ALL DETECT	2.1	NO	ALL DETECT
SVOC	SW 8270C-SIM	Benzo(b)fluoranthene	00205-99-2	LYMW12 (1-2 ft)	1/15/2014 16:00	1	2	0.0035		mg/kg	J	J	280-51290-1	0.151	NO	ALL DETECT	0.15	NO	ALL DETECT	2.1	NO	ALL DETECT
SVOC	SW 8270C-SIM	Benzo(b)fluoranthene	00205-99-2	LYMW13 (1-2 ft)	1/15/2014 9:00	1	2	0.025		mg/kg			280-51290-1	0.151	NO	ALL DETECT	0.15	NO	ALL DETECT	2.1	NO	ALL DETECT
SVOC	SW 8270C-SIM	Benzo(b)fluoranthene	00205-99-2	LYMW14 (1-2 ft)	1/15/2014 13:00	1	2	0.0056		mg/kg	J	J	280-51290-1	0.151	NO	ALL DETECT	0.15	NO	ALL DETECT	2.1	NO	ALL DETECT
SVOC	8270C	Benzo(b)fluoranthene	00205-99-2	LYSOA01	6/4/2012 0:00	0	0	0.28		mg/kg	V		Historical	0.151	YES	ALL DETECT	0.15	YES	ALL DETECT	2.1	NO	ALL DETECT
SVOC	8270C	Benzo(b)fluoranthene	00205-99-2	LYSOA02	6/4/2012 0:00	0	0	0.74		mg/kg	V		Historical	0.151	YES	ALL DETECT	0.15	YES	ALL DETECT	2.1	NO	ALL DETECT
SVOC	8270C	Benzo(b)fluoranthene	00205-99-2	LYSOA03	6/4/2012 0:00	0	0	0.29		mg/kg	V		Historical	0.151	YES	ALL DETECT	0.15	YES	ALL DETECT	2.1	NO	ALL DETECT
SVOC	8270C	Benzo(b)fluoranthene	00205-99-2	LYSOA04	6/4/2012 0:00	0	0	0.84		mg/kg	V		Historical	0.151	YES	ALL DETECT	0.15	YES	ALL DETECT	2.1	NO	ALL DETECT
SVOC	8270C	Benzo(b)fluoranthene	00205-99-2	LYSOA05	6/4/2012 0:00	0	0	0.26		mg/kg	V		Historical	0.151	YES	ALL DETECT	0.15	YES	ALL DETECT	2.1	NO	ALL DETECT
SVOC	8270C	Benzo(b)fluoranthene	00205-99-2	LYSOB01	6/4/2012 0:00	0	0	0.3		mg/kg	V		Historical	0.151	YES	ALL DETECT	0.15	YES	ALL DETECT	2.1	NO	ALL DETECT
SVOC	8270C	Benzo(b)fluoranthene	00205-99-2	LYSOB02	6/4/2012 0:00	0	0	0.26		mg/kg	V		Historical	0.151	YES	ALL DETECT	0.15	YES	ALL DETECT	2.1	NO	ALL DETECT
SVOC	8270C	Benzo(b)fluoranthene	00205-99-2	LYSOB03	6/4/2012 0:00	0	0	0.29		mg/kg	V		Historical	0.151	YES	ALL DETECT	0.15	YES	ALL DETECT	2.1	NO	ALL DETECT
SVOC	8270C	Benzo(b)fluoranthene	00205-99-2	LYSOB04	6/4/2012 0:00	0	0	0.36		mg/kg	V		Historical	0.151	YES	ALL DETECT	0.15	YES	ALL DETECT	2.1	NO	ALL DETECT
SVOC	8270C	Benzo(b)fluoranthene	00205-99-2	LYSOB05	6/4/2012 0:00	0	0	0.23		mg/kg	V		Historical	0.151	YES	ALL DETECT	0.15	YES	ALL DETECT	2.1	NO	ALL DETECT
SVOC	8270C	Benzo(b)fluoranthene	00205-99-2	LYSOC01	6/4/2012 0:00	0	0	0.034		mg/kg	V		Historical	0.151	NO	ALL DETECT	0.15	NO	ALL DETECT	2.1	NO	ALL DETECT
SVOC	8270C	Benzo(b)fluoranthene	00205-99-2	LYSOC02	6/4/2012 0:00	0	0	0.076		mg/kg	V		Historical	0.151	NO	ALL DETECT	0.15	NO	ALL DETECT	2.1	NO	ALL DETECT
SVOC	8270C	Benzo(b)fluoranthene	00205-99-2	LYSOC03	6/4/2012 0:00	0	0	0.51		mg/kg	V		Historical	0.151	YES	ALL DETECT	0.15	YES	ALL DETECT	2.1	NO	ALL DETECT
SVOC	8270C	Benzo(b)fluoranthene	00205-99-2	LYSOC04	6/4/2012 0:00	0	0	1		mg/kg	V		Historical	0.151	YES	ALL DETECT	0.15	YES	ALL DETECT	2.1	NO	ALL DETECT
SVOC	8270C	Benzo(b)fluoranthene	00205-99-2	LYSOC05	6/4/2012 0:00	0	0	2.7		mg/kg			Historical	0.151	YES	ALL DETECT	0.15	YES	ALL DETECT	2.1	YES	ALL DETECT
SVOC	8270C	Benzo(b)fluoranthene	00205-99-2	LYSOD01	6/4/2012 0:00	0	0	0.03		mg/kg	V		Historical	0.151	NO	ALL DETECT	0.15	NO	ALL DETECT	2.1	NO	ALL DETECT
SVOC	8270C	Benzo(b)fluoranthene	00205-99-2	LYSOD02	6/4/2012 0:00	0	0	0.08		mg/kg	V		Historical	0.151	NO	ALL DETECT	0.15	NO	ALL DETECT	2.1	NO	ALL DETECT
SVOC	8270C	Benzo(b)fluoranthene	00205-99-2	LYSOD03	6/4/2012 0:00	0	0	0.073		mg/kg	V		Historical	0.151	NO	ALL DETECT	0.15	NO	ALL DETECT	2.1	NO	ALL DETECT
SVOC	8270C	Benzo(b)fluoranthene	00205-99-2	LYSOD04	6/4/2012 0:00	0	0	0.12		mg/kg	V		Historical	0.151	NO	ALL DETECT	0.15	NO	ALL DETECT	2.1	NO	ALL DETECT
SVOC	8270C	Benzo(b)fluoranthene	00205-99-2	LYSOD05	6/4/2012 0:00	0	0	0.29		mg/kg	V		Historical	0.151	YES	ALL DETECT	0.15	YES	ALL DETECT	2.1	NO	ALL DETECT
SVOC	8270C	Benzo(b)fluoranthene	00205-99-2	LYSOE01	6/4/2012 0:00	0	0	0.073		mg/kg	V		Historical	0.151	NO	ALL DETECT	0.15	NO	ALL DETECT	2.1	NO	ALL DETECT
SVOC	8270C	Benzo(b)fluoranthene	00205-99-2	LYSOE02	6/4/2012 0:00	0	0	0.74		mg/kg	V		Historical	0.151	YES	ALL DETECT	0.15	YES	ALL DETECT	2.1	NO	ALL DETECT
SVOC	8270C	Benzo(b)fluoranthene	00205-99-2	LYSOE03	6/4/2012 0:00	0	0	0.39		mg/kg	V		Historical	0.151	YES	ALL DETECT	0.15	YES	ALL DETECT	2.1	NO	ALL DETECT
SVOC	8270C	Benzo(b)fluoranthene	00205-99-2	LYSOE04	6/4/2012 0:00	0	0	0.46		mg/kg	V		Historical	0.151	YES	ALL DETECT	0.15	YES	ALL DETECT	2.1	NO	ALL DETECT
SVOC	8270C	Benzo(b)fluoranthene	00205-99-2	LYSOE05	6/4/2012 0:00	0	0	0.3		mg/kg	V		Historical	0.151	YES	ALL DETECT	0.15	YES	ALL DETECT	2.1	NO	ALL DETECT
SVOC	8270C	Benzo(b)fluoranthene	00205-99-2	LYSOF01	6/4/2012 0:00	0	0	0.038		mg/kg	V		Historical	0.151	NO	ALL DETECT	0.15	NO	ALL DETECT	2.1	NO	ALL DETECT
SVOC	8270C	Benzo(b)fluoranthene	00205-99-2	LYSOF02	6/4/2012 0:00	0	0	0.71		mg/kg	V		Historical	0.151	YES	ALL DETECT	0.15	YES	ALL DETECT	2.1	NO	ALL DETECT
SVOC	8270C	Benzo(b)fluoranthene	00205-99-2	LYSOF03	6/4/2012 0:00	0	0	0.085		mg/kg	V		Historical	0.151	NO	ALL DETECT	0.15	NO	ALL DETECT	2.1	NO	ALL DETECT
SVOC	8270C	Benzo(b)fluoranthene	00205-99-2	LYSOF04	6/4/2012 0:00	0	0	0.076		mg/kg	V		Historical	0.151	NO	ALL DETECT	0.15	NO	ALL DETECT	2.1	NO	ALL DETECT

TABLE 3-6A. SURFACE SOIL POINT-BY-POINT CONSTITUENT OF CONCERN (COC) SCREEN
WYOMING DEPARTMENT OF ENVIRONMENTAL QUALITY, LARAMIE FORMER YTTRIUM PLANT, LARAMIE, WYOMING

CATEGORY	METHOD	ANALYTE	TRI-CAS	SAMPLE_ID	DATE TIME SAMPLED	SAMPLE START DEPTH	SAMPLE END DEPTH	DETECTED RESULTS	NON-DETECTED (METHOD DETECTION LIMIT (MDL))	UNITS	LAB QUALIFIER	DATA VALIDATION REVIEWER QUALIFIER	LABORATORY DATA SET NUMBER	MIGRATION TO GROUNDWATER - FACT SHEET #12 (mg/kg)	IS DETECT VALUE > SCREENING LEVEL	IS MDL > SCREENING LEVEL	RESIDENTIAL SOIL SCREENING VALUES - FACT SHEET #12 (mg/kg)	IS DETECT VALUE > SCREENING LEVEL	IS MDL > SCREENING LEVEL	INDUSTRIAL SCREENING VALUES - EPA RSL (mg/kg)	IS DETECT VALUE > SCREENING LEVEL	IS MDL > SCREENING LEVEL
SVOC	8270C	Benzo(b)fluoranthene	00205-99-2	LYSOF05	6/4/2012 0:00	0	0	0.092		mg/kg	V		Historical	0.151	NO	ALL DETECT	0.15	NO	ALL DETECT	2.1	NO	ALL DETECT
SVOC	SOM01.2	Benzo(b)fluoranthene	00205-99-2	YPSS01	10/21/2011 0:00	0	0	0.12		mg/kg	J		Historical	0.151	NO	ALL DETECT	0.15	NO	ALL DETECT	2.1	NO	ALL DETECT
SVOC	SOM01.2	Benzo(b)fluoranthene	00205-99-2	YPSS02	10/21/2011 0:00	0	0	0.1		mg/kg	J		Historical	0.151	NO	ALL DETECT	0.15	NO	ALL DETECT	2.1	NO	ALL DETECT
SVOC	SOM01.2	Benzo(b)fluoranthene	00205-99-2	YPSS03	10/21/2011 0:00	0	0	2.5		mg/kg	J		Historical	0.151	YES	ALL DETECT	0.15	YES	ALL DETECT	2.1	YES	ALL DETECT
SVOC	SOM01.2	Benzo(b)fluoranthene	00205-99-2	YPSS04	10/21/2011 0:00	0	0		3.8	mg/kg	U		Historical	0.151	ALL ND	YES	0.15	ND	YES	2.1	ND	YES
SVOC	SOM01.2	Benzo(b)fluoranthene	00205-99-2	YPSS05	10/21/2011 0:00	0	0		3.6	mg/kg	U		Historical	0.151	ALL ND	YES	0.15	ND	YES	2.1	ND	YES
SVOC	SOM01.2	Benzo(b)fluoranthene	00205-99-2	YPSS06	10/21/2011 0:00	0	0		1.8	mg/kg	U		Historical	0.151	ALL ND	YES	0.15	ND	YES	2.1	ND	NO
SVOC	SOM01.2	Benzo(b)fluoranthene	00205-99-2	YPSS07	10/21/2011 0:00	0	0		1.8	mg/kg	U		Historical	0.151	ALL ND	YES	0.15	ND	YES	2.1	ND	NO
SVOC	SOM01.2	Benzo(b)fluoranthene	00205-99-2	YPSS08	10/21/2011 0:00	0	0	0.62		mg/kg	J		Historical	0.151	YES	ALL DETECT	0.15	YES	ALL DETECT	2.1	NO	ALL DETECT
SVOC	SOM01.2	Benzo(b)fluoranthene	00205-99-2	YPSS09	10/21/2011 0:00	0	0	0.71		mg/kg	J		Historical	0.151	YES	ALL DETECT	0.15	YES	ALL DETECT	2.1	NO	ALL DETECT
SVOC	SOM01.2	Benzo(b)fluoranthene	00205-99-2	YPSS10	10/21/2011 0:00	0	0		5.3	mg/kg	U		Historical	0.151	ALL ND	YES	0.15	ND	YES	2.1	ND	YES
SVOC	SOM01.2	Benzo(b)fluoranthene	00205-99-2	YPSS11	10/21/2011 0:00	0	0	0.49		mg/kg	J		Historical	0.151	YES	ALL DETECT	0.15	YES	ALL DETECT	2.1	NO	ALL DETECT
SVOC	SOM01.2	Benzo(b)fluoranthene	00205-99-2	YPSS12	10/21/2011 0:00	0	0		3.5	mg/kg	U		Historical	0.151	ALL ND	YES	0.15	ND	YES	2.1	ND	YES
SVOC	SOM01.2	Benzo(b)fluoranthene	00205-99-2	YPSS13	10/21/2011 0:00	0	0	0.77		mg/kg	J		Historical	0.151	YES	ALL DETECT	0.15	YES	ALL DETECT	2.1	NO	ALL DETECT
SVOC	SOM01.2	Benzo(b)fluoranthene	00205-99-2	YPSS14	10/21/2011 0:00	0	0	0.14		mg/kg	J		Historical	0.151	NO	ALL DETECT	0.15	NO	ALL DETECT	2.1	NO	ALL DETECT
SVOC	SOM01.2	Benzo(b)fluoranthene	00205-99-2	YPSS15	10/21/2011 0:00	0	0		3.8	mg/kg	U		Historical	0.151	ALL ND	YES	0.15	ND	YES	2.1	ND	YES
SVOC	SOM01.2	Benzo(b)fluoranthene	00205-99-2	YPSS16	10/21/2011 0:00	0	0		1.9	mg/kg	U		Historical	0.151	ALL ND	YES	0.15	ND	YES	2.1	ND	NO
SVOC	SOM01.2	Benzo(b)fluoranthene	00205-99-2	YPSS19	10/21/2011 0:00	0	0	4.2		mg/kg	J		Historical	0.151	YES	ALL DETECT	0.15	YES	ALL DETECT	2.1	YES	ALL DETECT
SVOC	SW 8270C-SIM	Fluoranthene	00206-44-0	LYMW09 (1-2 ft)	1/15/2014 15:00	1	2	0.77		mg/kg			280-51290-1	143	NO	ALL DETECT	2,300	NO	ALL DETECT	2200	NA	NA
SVOC	SW 8270C-SIM	Fluoranthene	00206-44-0	LYMW10 (1-2 ft)	1/15/2014 11:00	1	2	0.33		mg/kg			280-51290-1	143	NO	ALL DETECT	2,300	NO	ALL DETECT	2200	NA	NA
SVOC	SW 8270C-SIM	Fluoranthene	00206-44-0	LYMW11 (1-2 ft)	1/15/2014 10:00	1	2	0.012		mg/kg			280-51290-1	143	NO	ALL DETECT	2,300	NO	ALL DETECT	2200	NA	NA
SVOC	SW 8270C-SIM	Fluoranthene	00206-44-0	LYMW12 (1-2 ft)	1/15/2014 16:00	1	2	0.0035		mg/kg	J	J	280-51290-1	143	NO	ALL DETECT	2,300	NO	ALL DETECT	2200	NA	NA
SVOC	SW 8270C-SIM	Fluoranthene	00206-44-0	LYMW13 (1-2 ft)	1/15/2014 9:00	1	2	0.025		mg/kg			280-51290-1	143	NO	ALL DETECT	2,300	NO	ALL DETECT	2200	NA	NA
SVOC	SW 8270C-SIM	Fluoranthene	00206-44-0	LYMW14 (1-2 ft)	1/15/2014 13:00	1	2	0.0058		mg/kg			280-51290-1	143	NO	ALL DETECT	2,300	NO	ALL DETECT	2200	NA	NA
SVOC	8270C	Fluoranthene	00206-44-0	LYSOA01	6/4/2012 0:00	0	0	0.26		mg/kg	V		Historical	143	NO	ALL DETECT	2,300	NO	ALL DETECT	2200	NA	NA
SVOC	8270C	Fluoranthene	00206-44-0	LYSOA02	6/4/2012 0:00	0	0	0.46		mg/kg	V		Historical	143	NO	ALL DETECT	2,300	NO	ALL DETECT	2200	NA	NA
SVOC	8270C	Fluoranthene	00206-44-0	LYSOA03	6/4/2012 0:00	0	0	0.14		mg/kg	V		Historical	143	NO	ALL DETECT	2,300	NO	ALL DETECT	2200	NA	NA
SVOC	8270C	Fluoranthene	00206-44-0	LYSOA04	6/4/2012 0:00	0	0	0.52		mg/kg	V		Historical	143	NO	ALL DETECT	2,300	NO	ALL DETECT	2200	NA	NA
SVOC	8270C	Fluoranthene	00206-44-0	LYSOA05	6/4/2012 0:00	0	0	0.22		mg/kg	V		Historical	143	NO	ALL DETECT	2,300	NO	ALL DETECT	2200	NA	NA
SVOC	8270C	Fluoranthene	00206-44-0	LYSOB01	6/4/2012 0:00	0	0	0.23		mg/kg	V		Historical	143	NO	ALL DETECT	2,300	NO	ALL DETECT	2200	NA	NA
SVOC	8270C	Fluoranthene	00206-44-0	LYSOB02	6/4/2012 0:00	0	0	0.23		mg/kg	V		Historical	143	NO	ALL DETECT	2,300	NO	ALL DETECT	2200	NA	NA
SVOC	8270C	Fluoranthene	00206-44-0	LYSOB03	6/4/2012 0:00	0	0	0.3		mg/kg	V		Historical	143	NO	ALL DETECT	2,300	NO	ALL DETECT	2200	NA	NA
SVOC	8270C	Fluoranthene	00206-44-0	LYSOB04	6/4/2012 0:00	0	0	0.38		mg/kg	V		Historical	143	NO	ALL DETECT	2,300	NO	ALL DETECT	2200	NA	NA
SVOC	8270C	Fluoranthene	00206-44-0	LYSOB05	6/4/2012 0:00	0	0	0.17		mg/kg	V		Historical	143	NO	ALL DETECT	2,300	NO	ALL DETECT	2200	NA	NA
SVOC	8270C	Fluoranthene	00206-44-0	LYSOC01	6/4/2012 0:00	0	0	0.046		mg/kg	V		Historical	143	NO	ALL DETECT	2,300	NO	ALL DETECT	2200	NA	NA
SVOC	8270C	Fluoranthene	00206-44-0	LYSOC02	6/4/2012 0:00	0	0	0.076		mg/kg	V		Historical	143	NO	ALL DETECT	2,300	NO	ALL DETECT	2200	NA	NA
SVOC	8270C	Fluoranthene	00206-44-0	LYSOC03	6/4/2012 0:00	0	0	0.39		mg/kg	V		Historical	143	NO	ALL DETECT	2,300	NO	ALL DETECT	2200	NA	NA
SVOC	8270C	Fluoranthene	00206-44-0	LYSOC04	6/4/2012 0:00	0	0	0.72		mg/kg	V		Historical	143	NO	ALL DETECT	2,300	NO	ALL DETECT	2200	NA	NA
SVOC	8270C	Fluoranthene	00206-44-0	LYSOC05	6/4/2012 0:00	0	0	2.3		mg/kg			Historical	143	NO	ALL DETECT	2,300	NO	ALL DETECT	2200	NA	NA
SVOC	8270C	Fluoranthene	00206-44-0	LYSOD01	6/4/2012 0:00	0	0	0.028		mg/kg	V		Historical	143	NO	ALL DETECT	2,300	NO	ALL DETECT	2200	NA	NA
SVOC	8270C	Fluoranthene	00206-44-0	LYSOD02	6/4/2012 0:00	0	0	0.074		mg/kg	V		Historical	143	NO	ALL DETECT	2,300	NO	ALL DETECT	2200	NA	NA
SVOC	8270C	Fluoranthene	00206-44-0	LYSOD03	6/4/2012 0:00	0	0	0.055		mg/kg	V		Historical	143	NO	ALL DETECT	2,300	NO	ALL DETECT	2200	NA	NA
SVOC	8270C	Fluoranthene	00206-44-0	LYSOD04	6/4/2012 0:00	0	0	0.085		mg/kg	V		Historical	143	NO	ALL DETECT	2,300	NO	ALL DETECT	2200	NA	NA
SVOC	8270C	Fluoranthene	00206-44-0	LYSOD05	6/4/2012 0:00	0	0	0.28		mg/kg	V		Historical	143	NO	ALL DETECT	2,300	NO	ALL DETECT	2200	NA	NA
SVOC	8270C	Fluoranthene	00206-44-0	LYSOE01	6/4/2012 0:00	0	0	0.066		mg/kg	V		Historical	143	NO	ALL DETECT	2,300	NO	ALL DETECT	2200	NA	NA
SVOC	8270C	Fluoranthene	00206-44-0	LYSOE02	6/4/2012 0:00	0	0	0.34		mg/kg	V		Historical	143	NO	ALL DETECT	2,300	NO	ALL DETECT	2200	NA	NA
SVOC	8270C	Fluoranthene	00206-44-0	LYSOE03	6/4/2012 0:00	0	0	0.14		mg/kg	V		Historical	143	NO	ALL DETECT	2,300	NO	ALL DETECT	2200	NA	NA
SVOC	8270C	Fluoranthene	00206-44-0	LYSOE04	6/4/2012 0:00	0	0	3.2		mg/kg	V		Historical	143	NO	ALL DETECT	2,300	NO	ALL DETECT	2200	NA	NA
SVOC	8270C	Fluoranthene	00206-44-0	LYSOE05	6/4/2012 0:00	0	0	0.28		mg/kg	V		Historical	143	NO	ALL DETECT	2,300	NO	ALL DETECT	2200	NA	NA
SVOC	8270C	Fluoranthene	00206-44-0	LYSOF01	6/4/2012 0:00	0	0	0.038		mg/kg	V		Historical	143	NO	ALL DETECT	2,300	NO	ALL DETECT	2200	NA	NA
SVOC	8270C	Fluoranthene	00206-44-0	LYSOF02	6/4/2012 0:00	0	0	0.23		mg/kg	V		Historical	143	NO	ALL DETECT	2,300	NO	ALL DETECT	2200	NA	NA
SVOC	8270C	Fluoranthene	00206-44-0	LYSOF03	6/4/2012 0:00	0	0	0.048		mg/kg	V		Historical	143	NO	ALL DETECT	2,300	NO	ALL DETECT	2200	NA	NA
SVOC	8270C	Fluoranthene	00206-44-0	LYSOF04	6/4/2012 0:00	0	0	0.044		mg/kg	V		Historical	143	NO	ALL DETECT	2,300	NO	ALL DETECT	2200	NA	NA
SVOC	8270C	Fluoranthene	00206-44-0	LYSOF05	6/4/2012 0:00	0	0	0.12		mg/kg	V		Historical	143	NO	ALL DETECT	2,300	NO	ALL DETECT	2200	NA	NA
SVOC	SOM01.2	Fluoranthene	00206-44-0	YPSS01	10/21/2011 0:00	0	0	0.063		mg/kg	J		Historical	143	NO	ALL DETECT	2,300	NO	ALL DETECT	2200	NA	NA
SVOC	SOM01.2	Fluoranthene	00206-44-0	YPSS02	10/21/2011 0:00	0	0	0.055		mg/kg	J		Historical	143	NO	ALL DETECT	2,300	NO	ALL DETECT	2200	NA	NA
SVOC	SOM01.2	Fluoranthene	00206-44-0	YPSS03	10/21/2011 0:00	0	0		5.9	mg/kg	U		Historical	143	ALL ND	NO	2,300	NO	NO	2200	NA	NA
SVOC	SOM01.2	Fluoranthene	00206-44-0	YPSS04	10/21/2011 0:00	0	0		3.8	mg/kg	U		Historical	143	ALL ND	NO	2,300	ND	NO	2200	NA	NA
SVOC	SOM01.2	Fluoranthene	00206-44-0	YPSS05	10/21/2011 0:00	0	0		3.6	mg/kg	U		Historical	143	ALL ND	NO	2,300	ND	NO	2200	NA	NA
SVOC	SOM01.2	Fluoranthene	00206-44-0	YPSS06	10/21/2011 0:00	0	0		1.8	mg/kg	U		Historical	143	ALL ND	NO	2,300	ND	NO	2200	NA	NA
SVOC	SOM01.2	Fluoranthene	00206-44-0	YPSS07	10/21/2011 0:00	0	0	0.13		mg/kg	J		Historical	143	NO	ALL DETECT	2,300	NO	ALL DETECT	2200	NA	NA
SVOC	SOM01.2	Fluoranthene	00206-44-0	YPSS08	10/21/2011 0:00	0	0	0.26		mg/kg	J		Historical	143	NO	ALL DETECT	2,300	NO	ALL DETECT	2200	NA	NA
SVOC	SOM01.2	Fluoranthene	00206-44-0	YPSS09	10/21/2011 0:00	0	0	0.54		mg/kg	J		Historical	143	NO	ALL DETECT	2,300	NO	ALL DETECT	2200	NA	NA
SVOC	SOM01.2	Fluoranthene	00206-44-0	YPSS10	10/21/2011 0:00	0	0		5.3	mg/kg	U		Historical	143	ALL ND	NO	2,300	ND	NO	2200	NA	NA
SVOC	SOM01.2	Fluoranthene	00206-44-0	YPSS11	10/21/2011 0:00	0	0	0.3		mg/kg	J		Historical	143	NO	ALL DETECT	2,300	NO	ALL DETECT	2200	NA	NA
SVOC	SOM01.2	Fluoranthene	00206-44-0	YPSS12	10/21/2011 0:00	0	0	0.14		mg/kg	J		Historical	143	NO	ALL DETECT	2,300	NO	ALL DETECT	2200	NA	NA
SVOC	SOM01.2	Fluoranthene	00206-44-0	YPSS13	10/21/2011 0:00	0	0	0.5		mg/kg	J		Historical	143	NO	ALL DETECT	2,300	NO	ALL DETECT	2200	NA	NA
SVOC	SOM01.2	Fluoranthene	00206-44-0	YPSS14	10/21/2011 0:00	0	0	0.11		mg/kg	J		Historical	143	NO	ALL DETECT	2,300	NO	ALL DETECT	2200	NA	NA
SVOC	SOM01.2	Fluoranthene	00206-44-0	YPSS15	10/21/2011 0:00	0	0		3.8	mg/kg	U		Historical	143	ALL ND	NO	2,300	ND	NO	2200	NA	NA
SVOC	SOM01.2	Fluoranthene	00206-44-0	YPSS16	10/21/2011 0:00	0	0		1.9	mg/kg	U		Historical	143	ALL ND	NO	2,300	ND	NO	2200	NA	NA
SVOC	SOM01.2	Fluoranthene	00206-44-0	YPSS19	10/21/2011 0:00	0	0	1.4		mg/kg	J		Historical	143	NO	ALL DETECT	2,300	NO	ALL DETECT	2200	NA	NA
SVOC	SW 8270C-SIM	Benzo(k)fluoranthene	00207-08-9	LYMW09 (1-2 ft)	1/15/2014 15:00	1	2	0.11		mg/kg			280-51290-1	1.51	NO	ALL DETECT	1.5	NO	ALL DETECT	21	NA	NA
SVOC	SW 8270C-SIM	Benzo(k)fluoranthene	00207-08-9	LYMW10 (1-2 ft)	1/15/2014 11:00	1	2	0.38		mg/kg			280-51290-1	1.51	NO	ALL DETECT	1.5	NO	ALL DETECT	21	NA	NA
SVOC	SW 8270C-SIM	Benzo(k)fluoranthene	00207-08-9	LYMW11 (1-2 ft)	1/15/2014 10:00	1	2	0.0049		mg/kg	J	J	280-51290-1	1.51	NO	ALL DETECT	1.5	NO	ALL DETECT	21	NA	NA
SVOC	SW 8270C-SIM	Benzo(k)fluoranthene	00207-08-9	LYMW12 (1-2 ft)	1/15/2014 16:00	1	2		0.0011	mg/kg	U		280-51290-1	1.51	ALL ND	NO	1.5	ND	NO	21	NA	NA
SVOC	SW 8270C-SIM	Benzo(k)fluoranthene	00207-08-9	LYMW13 (1-2 ft)	1/15/2014 9:00	1	2	0.0082		mg/kg			280-51290-1	1.51	NO	ALL DETECT	1.5	NO	ALL DETECT	21	NA	NA
SVOC	SW 8270C-SIM	Benzo(k)fluoranthene	00207-08-9	LYMW14 (1-2 ft)	1/15/2014 13:00	1	2	0.0012		mg/kg	J	J	280-51290-1	1.51	NO	ALL DETECT	1.5	NO	ALL DETECT	21	NA	NA
SVOC	8270C	Benzo(k)fluoranthene	00207-08-9	LYSOA01	6/4/2012 0:00	0	0	0.1		mg/kg	V		Historical	1.51	NO	ALL DETECT	1.5	NO	ALL DETECT	21	NA	NA
SVOC	8270C	Benzo(k)fluoranthene	00207-08-9	LYSOA02	6/4/2012 0:00	0	0	0.17		mg/kg	V		Historical	1.51	NO	ALL DETECT	1.5	NO	ALL DETECT	21	NA	NA
SVOC	8270C	Benzo(k)fluoranthene	00207-08-9	LYSOA03	6/4/2012 0:00	0	0	0.041		mg/kg	V		Historical	1.51	NO	ALL DETECT	1.5	NO	ALL DETECT	21	NA	NA
SVOC	8270C	Benzo(k)fluoranthene	00207-08-9	LYSOA04	6/4/2012 0:00	0	0	0.13		mg/kg	V		Historical	1.51	NO	ALL DETECT	1.5	NO	ALL DETECT	21	NA	NA
SVOC	8270C	Benzo(k)fluoranthene	00207-08-9	LYSOA05	6/4/2012 0:00	0	0	0.035		mg/kg	V		Historical	1.51	NO	ALL DETECT	1.5	NO	ALL DETECT	21	NA	NA
SVOC	8270C	Benzo(k)fluoranthene	00207-08-9	LYSOB01	6/4/2012 0:00	0	0	0.09		mg/kg	V		Historical	1.51	NO	ALL DETECT	1.5	NO	ALL DETECT	21	NA	NA
SVOC	8270C	Benzo(k)fluoranthene	00207-08-9	LYSOB02	6/4/2012 0:00	0	0	0.073		mg/kg	V		Historical	1.51	NO	ALL DETECT	1.5	NO	ALL DETECT	21	NA	NA
SVOC	8270C	Benzo(k)fluoranthene	00207-08-9	LYSOB03	6/4/2012 0:00	0	0	0.1		mg/kg	V		Historical	1.51	NO	ALL DETECT	1.5	NO	ALL DETECT	21	NA	NA
SVOC	8270C	Benzo(k)fluoranthene	00207-08-9	LYSOB04	6/4/2012 0:00	0	0	0.11		mg/kg	V		Historical	1.51	NO	ALL DETECT	1.5	NO	ALL DETECT	21	NA	NA
SVOC	8270C	Benzo(k)fluoranthene	00207-08-9	LYSOB05	6/4/2012 0:00	0	0	0.043		mg/kg	V		Historical	1.51	NO	ALL DETECT	1.5	NO	ALL DETECT	21	NA	NA
SVOC	8270C	Benzo(k)fluoranthene	00207-08-9	LYSOC01	6/4/2012 0:00	0	0	0.012		mg/kg	J,V		Historical	1.51	NO	ALL DETECT	1.5	NO	ALL DETECT	21	NA	NA

TABLE 3-6A. SURFACE SOIL POINT-BY-POINT CONSTITUENT OF CONCERN (COC) SCREEN
WYOMING DEPARTMENT OF ENVIRONMENTAL QUALITY, LARAMIE FORMER YTTRIUM PLANT, LARAMIE, WYOMING

CATEGORY	METHOD	ANALYTE	TRI-CAS	SAMPLE_ID	DATE TIME SAMPLED	SAMPLE START DEPTH	SAMPLE END DEPTH	DETECTED RESULTS	NON-DETECTED (METHOD DETECTION LIMIT (MDL))	UNITS	LAB QUALIFIER	DATA VALIDATION REVIEWER QUALIFIER	LABORATORY DATA SET NUMBER	MIGRATION TO GROUNDWATER - FACT SHEET #12 (mg/kg)	IS DETECT VALUE > SCREENING LEVEL	IS MDL > SCREENING LEVEL	RESIDENTIAL SOIL SCREENING VALUES - FACT SHEET #12 (mg/kg)	IS DETECT VALUE > SCREENING LEVEL	IS MDL > SCREENING LEVEL	INDUSTRIAL SCREENING VALUES - EPA RSL (mg/kg)	IS DETECT VALUE > SCREENING LEVEL	IS MDL > SCREENING LEVEL
SVOC	8270C	Benzo(k)fluoranthene	00207-08-9	LYSOC02	6/4/2012 0:00	0	0	0.028		mg/kg	V		Historical	1.51	NO	ALL DETECT	1.5	NO	ALL DETECT	21	NA	NA
SVOC	8270C	Benzo(k)fluoranthene	00207-08-9	LYSOC03	6/4/2012 0:00	0	0	0.092		mg/kg	V		Historical	1.51	NO	ALL DETECT	1.5	NO	ALL DETECT	21	NA	NA
SVOC	8270C	Benzo(k)fluoranthene	00207-08-9	LYSOC04	6/4/2012 0:00	0	0	0.11		mg/kg	V		Historical	1.51	NO	ALL DETECT	1.5	NO	ALL DETECT	21	NA	NA
SVOC	8270C	Benzo(k)fluoranthene	00207-08-9	LYSOC05	6/4/2012 0:00	0	0	0.53		mg/kg			Historical	1.51	NO	ALL DETECT	1.5	NO	ALL DETECT	21	NA	NA
SVOC	8270C	Benzo(k)fluoranthene	00207-08-9	LYSOD01	6/4/2012 0:00	0	0	0.011		mg/kg	J,V		Historical	1.51	NO	ALL DETECT	1.5	NO	ALL DETECT	21	NA	NA
SVOC	8270C	Benzo(k)fluoranthene	00207-08-9	LYSOD02	6/4/2012 0:00	0	0	0.022		mg/kg	,V		Historical	1.51	NO	ALL DETECT	1.5	NO	ALL DETECT	21	NA	NA
SVOC	8270C	Benzo(k)fluoranthene	00207-08-9	LYSOD03	6/4/2012 0:00	0	0	0.029		mg/kg	V		Historical	1.51	NO	ALL DETECT	1.5	NO	ALL DETECT	21	NA	NA
SVOC	8270C	Benzo(k)fluoranthene	00207-08-9	LYSOD04	6/4/2012 0:00	0	0	0.038		mg/kg	V		Historical	1.51	NO	ALL DETECT	1.5	NO	ALL DETECT	21	NA	NA
SVOC	8270C	Benzo(k)fluoranthene	00207-08-9	LYSOD05	6/4/2012 0:00	0	0	0.076		mg/kg	V		Historical	1.51	NO	ALL DETECT	1.5	NO	ALL DETECT	21	NA	NA
SVOC	8270C	Benzo(k)fluoranthene	00207-08-9	LYSOE01	6/4/2012 0:00	0	0	0.016		mg/kg	J,V		Historical	1.51	NO	ALL DETECT	1.5	NO	ALL DETECT	21	NA	NA
SVOC	8270C	Benzo(k)fluoranthene	00207-08-9	LYSOE02	6/4/2012 0:00	0	0	0.15		mg/kg	V		Historical	1.51	NO	ALL DETECT	1.5	NO	ALL DETECT	21	NA	NA
SVOC	8270C	Benzo(k)fluoranthene	00207-08-9	LYSOE03	6/4/2012 0:00	0	0	0.083		mg/kg	V		Historical	1.51	NO	ALL DETECT	1.5	NO	ALL DETECT	21	NA	NA
SVOC	8270C	Benzo(k)fluoranthene	00207-08-9	LYSOE04	6/4/2012 0:00	0	0	2.3		mg/kg	V		Historical	1.51	YES	ALL DETECT	1.5	YES	ALL DETECT	21	NA	NA
SVOC	8270C	Benzo(k)fluoranthene	00207-08-9	LYSOE05	6/4/2012 0:00	0	0	0.039		mg/kg	V		Historical	1.51	NO	ALL DETECT	1.5	NO	ALL DETECT	21	NA	NA
SVOC	8270C	Benzo(k)fluoranthene	00207-08-9	LYSOF01	6/4/2012 0:00	0	0	0.01		mg/kg	J,V		Historical	1.51	NO	ALL DETECT	1.5	NO	ALL DETECT	21	NA	NA
SVOC	8270C	Benzo(k)fluoranthene	00207-08-9	LYSOF02	6/4/2012 0:00	0	0	0.11		mg/kg	V		Historical	1.51	NO	ALL DETECT	1.5	NO	ALL DETECT	21	NA	NA
SVOC	8270C	Benzo(k)fluoranthene	00207-08-9	LYSOF03	6/4/2012 0:00	0	0	0.021		mg/kg	V		Historical	1.51	NO	ALL DETECT	1.5	NO	ALL DETECT	21	NA	NA
SVOC	8270C	Benzo(k)fluoranthene	00207-08-9	LYSOF04	6/4/2012 0:00	0	0	0.016		mg/kg	J,V		Historical	1.51	NO	ALL DETECT	1.5	NO	ALL DETECT	21	NA	NA
SVOC	8270C	Benzo(k)fluoranthene	00207-08-9	LYSOF05	6/4/2012 0:00	0	0	0.024		mg/kg	V		Historical	1.51	NO	ALL DETECT	1.5	NO	ALL DETECT	21	NA	NA
SVOC	SOM01.2	Benzo(k)fluoranthene	00207-08-9	YPSS01	10/21/2011 0:00	0	0		0.91	mg/kg			Historical	1.51	ALL ND	NO	1.5	ND	NO	21	NA	NA
SVOC	SOM01.2	Benzo(k)fluoranthene	00207-08-9	YPSS02	10/21/2011 0:00	0	0		0.96	mg/kg			Historical	1.51	ALL ND	NO	1.5	ND	NO	21	NA	NA
SVOC	SOM01.2	Benzo(k)fluoranthene	00207-08-9	YPSS03	10/21/2011 0:00	0	0	0.53		mg/kg	J		Historical	1.51	NO	ALL DETECT	1.5	NO	ALL DETECT	21	NA	NA
SVOC	SOM01.2	Benzo(k)fluoranthene	00207-08-9	YPSS04	10/21/2011 0:00	0	0		3.8	mg/kg	U		Historical	1.51	ALL ND	YES	1.5	ND	YES	21	NA	NA
SVOC	SOM01.2	Benzo(k)fluoranthene	00207-08-9	YPSS05	10/21/2011 0:00	0	0		3.6	mg/kg	U		Historical	1.51	ALL ND	YES	1.5	ND	YES	21	NA	NA
SVOC	SOM01.2	Benzo(k)fluoranthene	00207-08-9	YPSS06	10/21/2011 0:00	0	0		1.8	mg/kg	U		Historical	1.51	ALL ND	YES	1.5	ND	YES	21	NA	NA
SVOC	SOM01.2	Benzo(k)fluoranthene	00207-08-9	YPSS07	10/21/2011 0:00	0	0		1.8	mg/kg	U		Historical	1.51	ALL ND	YES	1.5	ND	YES	21	NA	NA
SVOC	SOM01.2	Benzo(k)fluoranthene	00207-08-9	YPSS08	10/21/2011 0:00	0	0	0.13		mg/kg	J		Historical	1.51	NO	ALL DETECT	1.5	NO	ALL DETECT	21	NA	NA
SVOC	SOM01.2	Benzo(k)fluoranthene	00207-08-9	YPSS09	10/21/2011 0:00	0	0	0.16		mg/kg	J		Historical	1.51	NO	ALL DETECT	1.5	NO	ALL DETECT	21	NA	NA
SVOC	SOM01.2	Benzo(k)fluoranthene	00207-08-9	YPSS10	10/21/2011 0:00	0	0		5.3	mg/kg	U		Historical	1.51	ALL ND	YES	1.5	ND	YES	21	NA	NA
SVOC	SOM01.2	Benzo(k)fluoranthene	00207-08-9	YPSS11	10/21/2011 0:00	0	0	0.14		mg/kg	J		Historical	1.51	NO	ALL DETECT	1.5	NO	ALL DETECT	21	NA	NA
SVOC	SOM01.2	Benzo(k)fluoranthene	00207-08-9	YPSS12	10/21/2011 0:00	0	0		3.5	mg/kg	U		Historical	1.51	ALL ND	YES	1.5	ND	YES	21	NA	NA
SVOC	SOM01.2	Benzo(k)fluoranthene	00207-08-9	YPSS13	10/21/2011 0:00	0	0	0.16		mg/kg	J		Historical	1.51	NO	ALL DETECT	1.5	NO	ALL DETECT	21	NA	NA
SVOC	SOM01.2	Benzo(k)fluoranthene	00207-08-9	YPSS14	10/21/2011 0:00	0	0	0.035		mg/kg	J		Historical	1.51	NO	ALL DETECT	1.5	NO	ALL DETECT	21	NA	NA
SVOC	SOM01.2	Benzo(k)fluoranthene	00207-08-9	YPSS15	10/21/2011 0:00	0	0		3.8	mg/kg	U		Historical	1.51	ALL ND	YES	1.5	ND	YES	21	NA	NA
SVOC	SOM01.2	Benzo(k)fluoranthene	00207-08-9	YPSS16	10/21/2011 0:00	0	0		1.9	mg/kg	U		Historical	1.51	ALL ND	YES	1.5	ND	YES	21	NA	NA
SVOC	SOM01.2	Benzo(k)fluoranthene	00207-08-9	YPSS19	10/21/2011 0:00	0	0	0.51		mg/kg	J		Historical	1.51	NO	ALL DETECT	1.5	NO	ALL DETECT	21	NA	NA
SVOC	SW 8270C-SIM	Acenaphthylene	00208-96-8	LYMW09 (1-2 ft)	1/15/2014 15:00	1	2	0.018		mg/kg			280-51290-1		NA	NA		NA	NA		NA	NA
SVOC	SW 8270C-SIM	Acenaphthylene	00208-96-8	LYMW10 (1-2 ft)	1/15/2014 11:00	1	2	0.065		mg/kg			280-51290-1		NA	NA		NA	NA		NA	NA
SVOC	SW 8270C-SIM	Acenaphthylene	00208-96-8	LYMW11 (1-2 ft)	1/15/2014 10:00	1	2		0.00018	mg/kg	U		280-51290-1		NA	NA		NA	NA		NA	NA
SVOC	SW 8270C-SIM	Acenaphthylene	00208-96-8	LYMW12 (1-2 ft)	1/15/2014 16:00	1	2		0.00018	mg/kg	U		280-51290-1		NA	NA		NA	NA		NA	NA
SVOC	SW 8270C-SIM	Acenaphthylene	00208-96-8	LYMW13 (1-2 ft)	1/15/2014 9:00	1	2	0.0028		mg/kg	J	J	280-51290-1		NA	NA		NA	NA		NA	NA
SVOC	SW 8270C-SIM	Acenaphthylene	00208-96-8	LYMW14 (1-2 ft)	1/15/2014 13:00	1	2		0.0002	mg/kg	U		280-51290-1		NA	NA		NA	NA		NA	NA
SVOC	8270C	Acenaphthylene	00208-96-8	LYSOA01	6/4/2012 0:00	0	0	0.017		mg/kg	V		Historical		NA	NA		NA	NA		NA	NA
SVOC	8270C	Acenaphthylene	00208-96-8	LYSOA02	6/4/2012 0:00	0	0	0.041		mg/kg	V		Historical		NA	NA		NA	NA		NA	NA
SVOC	8270C	Acenaphthylene	00208-96-8	LYSOA03	6/4/2012 0:00	0	0		0.0063	mg/kg	U,V		Historical		NA	NA		NA	NA		NA	NA
SVOC	8270C	Acenaphthylene	00208-96-8	LYSOA04	6/4/2012 0:00	0	0	0.0081		mg/kg	J,V		Historical		NA	NA		NA	NA		NA	NA
SVOC	8270C	Acenaphthylene	00208-96-8	LYSOA05	6/4/2012 0:00	0	0	0.0066		mg/kg	J,V		Historical		NA	NA		NA	NA		NA	NA
SVOC	8270C	Acenaphthylene	00208-96-8	LYSOB01	6/4/2012 0:00	0	0		0.006	mg/kg	U,V		Historical		NA	NA		NA	NA		NA	NA
SVOC	8270C	Acenaphthylene	00208-96-8	LYSOB02	6/4/2012 0:00	0	0		0.006	mg/kg	U,V		Historical		NA	NA		NA	NA		NA	NA
SVOC	8270C	Acenaphthylene	00208-96-8	LYSOB03	6/4/2012 0:00	0	0		0.006	mg/kg	U,V		Historical		NA	NA		NA	NA		NA	NA
SVOC	8270C	Acenaphthylene	00208-96-8	LYSOB04	6/4/2012 0:00	0	0	0.012		mg/kg	J,V		Historical		NA	NA		NA	NA		NA	NA
SVOC	8270C	Acenaphthylene	00208-96-8	LYSOB05	6/4/2012 0:00	0	0		0.0061	mg/kg	U,V		Historical		NA	NA		NA	NA		NA	NA
SVOC	8270C	Acenaphthylene	00208-96-8	LYSOC01	6/4/2012 0:00	0	0		0.0061	mg/kg	U,V		Historical		NA	NA		NA	NA		NA	NA
SVOC	8270C	Acenaphthylene	00208-96-8	LYSOC02	6/4/2012 0:00	0	0		0.0062	mg/kg	U,V		Historical		NA	NA		NA	NA		NA	NA
SVOC	8270C	Acenaphthylene	00208-96-8	LYSOC03	6/4/2012 0:00	0	0	0.023		mg/kg	V		Historical		NA	NA		NA	NA		NA	NA
SVOC	8270C	Acenaphthylene	00208-96-8	LYSOC04	6/4/2012 0:00	0	0	0.006		mg/kg	J,V		Historical		NA	NA		NA	NA		NA	NA
SVOC	8270C	Acenaphthylene	00208-96-8	LYSOC05	6/4/2012 0:00	0	0		0.03	mg/kg	U		Historical		NA	NA		NA	NA		NA	NA
SVOC	8270C	Acenaphthylene	00208-96-8	LYSOD01	6/4/2012 0:00	0	0		0.0061	mg/kg	U,V		Historical		NA	NA		NA	NA		NA	NA
SVOC	8270C	Acenaphthylene	00208-96-8	LYSOD02	6/4/2012 0:00	0	0		0.006	mg/kg	U,V		Historical		NA	NA		NA	NA		NA	NA
SVOC	8270C	Acenaphthylene	00208-96-8	LYSOD03	6/4/2012 0:00	0	0		0.0061	mg/kg	U,V		Historical		NA	NA		NA	NA		NA	NA
SVOC	8270C	Acenaphthylene	00208-96-8	LYSOD04	6/4/2012 0:00	0	0	0.012		mg/kg	J,V		Historical		NA	NA		NA	NA		NA	NA
SVOC	8270C	Acenaphthylene	00208-96-8	LYSOD05	6/4/2012 0:00	0	0	0.016		mg/kg	J,V		Historical		NA	NA		NA	NA		NA	NA
SVOC	8270C	Acenaphthylene	00208-96-8	LYSOE01	6/4/2012 0:00	0	0		0.006	mg/kg	U,V		Historical		NA	NA		NA	NA		NA	NA
SVOC	8270C	Acenaphthylene	00208-96-8	LYSOE02	6/4/2012 0:00	0	0		0.0062	mg/kg	U,V		Historical		NA	NA		NA	NA		NA	NA
SVOC	8270C	Acenaphthylene	00208-96-8	LYSOE03	6/4/2012 0:00	0	0		0.006	mg/kg	U,V		Historical		NA	NA		NA	NA		NA	NA
SVOC	8270C	Acenaphthylene	00208-96-8	LYSOE04	6/4/2012 0:00	0	0	0.016		mg/kg	J,V		Historical		NA	NA		NA	NA		NA	NA
SVOC	8270C	Acenaphthylene	00208-96-8	LYSOE05	6/4/2012 0:00	0	0	0.017		mg/kg	J,V		Historical		NA	NA		NA	NA		NA	NA
SVOC	8270C	Acenaphthylene	00208-96-8	LYSOF01	6/4/2012 0:00	0	0		0.0061	mg/kg	U,V		Historical		NA	NA		NA	NA		NA	NA
SVOC	8270C	Acenaphthylene	00208-96-8	LYSOF02	6/4/2012 0:00	0	0		0.006	mg/kg	U,V		Historical		NA	NA		NA	NA		NA	NA
SVOC	8270C	Acenaphthylene	00208-96-8	LYSOF03	6/4/2012 0:00	0	0		0.0061	mg/kg	U,V		Historical		NA	NA		NA	NA		NA	NA
SVOC	8270C	Acenaphthylene	00208-96-8	LYSOF04	6/4/2012 0:00	0	0		0.006	mg/kg	U,V		Historical		NA	NA		NA	NA		NA	NA
SVOC	8270C	Acenaphthylene	00208-96-8	LYSOF05	6/4/2012 0:00	0	0	0.0073		mg/kg	J,V		Historical		NA	NA		NA	NA		NA	NA
SVOC	SW 8270C-SIM	Chrysene	00218-01-9	LYMW09 (1-2 ft)	1/15/2014 15:00	1	2	1.5		mg/kg			280-51290-1	4.895	NO	ALL DETECT	15	NO	ALL DETECT	210	NA	NA
SVOC	SW 8270C-SIM	Chrysene	00218-01-9	LYMW10 (1-2 ft)	1/15/2014 11:00	1	2	1.6		mg/kg			280-51290-1	4.895	NO	ALL DETECT	15	NO	ALL DETECT	210	NA	NA
SVOC	SW 8270C-SIM	Chrysene	00218-01-9	LYMW11 (1-2 ft)	1/15/2014 10:00	1	2	0.043		mg/kg			280-51290-1	4.895	NO	ALL DETECT	15	NO	ALL DETECT	210	NA	NA
SVOC	SW 8270C-SIM	Chrysene	00218-01-9	LYMW12 (1-2 ft)	1/15/2014 16:00	1	2	0.008		mg/kg			280-51290-1	4.895	NO	ALL DETECT	15	NO	ALL DETECT	210	NA	NA
SVOC	SW 8270C-SIM	Chrysene	00218-01-9	LYMW13 (1-2 ft)	1/15/2014 9:00	1	2	0.019		mg/kg			280-51290-1	4.895	NO	ALL DETECT	15	NO	ALL DETECT	210	NA	NA
SVOC	SW 8270C-SIM	Chrysene	00218-01-9	LYMW14 (1-2 ft)	1/15/2014 13:00	1	2	0.0056		mg/kg	J	J	280-51290-1	4.895	NO	ALL DETECT	15	NO	ALL DETECT	210	NA	NA
SVOC	8270C	Chrysene	00218-01-9	LYSOA01	6/4/2012 0:00	0	0	0.3		mg/kg	V		Historical	4.895	NO	ALL DETECT	15	NO	ALL DETECT	210	NA	NA
SVOC	8270C	Chrysene	00218-01-9	LYSOA02	6/4/2012 0:00	0	0	0.6		mg/kg	V		Historical	4.895	NO	ALL DETECT	15	NO	ALL DETECT	210	NA	NA
SVOC	8270C	Chrysene	00218-01-9	LYSOA03	6/4/2012 0:00	0	0	0.49		mg/kg	V		Historical	4.895	NO	ALL DETECT	15	NO	ALL DETECT	210	NA	NA
SVOC	8270C	Chrysene	00218-01-9	LYSOA04	6/4/2012 0:00	0	0	2.1		mg/kg	V		Historical	4.895	NO	ALL DETECT	15	NO	ALL DETECT	210	NA	NA
SVOC	8270C	Chrysene	00218-01-9	LYSOA05	6/4/2012 0:00	0	0	0.57		mg/kg	V		Historical	4.895	NO	ALL DETECT	15	NO	ALL DETECT	210	NA	NA
SVOC	8270C	Chrysene	00218-01-9	LYSOB01	6/4/2012 0:00	0	0	0.7		mg/kg	V		Historical	4.895	NO	ALL DETECT	15	NO	ALL DETECT	210	NA	NA
SVOC	8270C	Chrysene	00218-01-9	LYSOB02	6/4/2012 0:00	0	0	0.48		mg/kg	V		Historical	4.895	NO	ALL DETECT	15	NO	ALL DETECT	210	NA	NA
SVOC	8270C	Chrysene	00218-01-9	LYSOB03	6/4/2012 0:00	0	0	0.62		mg/kg	V		Historical	4.895	NO	ALL DETECT	15	NO	ALL DETECT	210	NA	NA
SVOC	8270C	Chrysene	00218-01-9	LYSOB04	6/4/2012 0:00	0	0	0.85		mg/kg	V		Historical	4.895	NO	ALL DETECT	15	NO	ALL DETECT	210	NA	NA
SVOC	8270C	Chrysene	00218-01-9	LYSOB05	6/4/2012 0:00	0	0	0.33		mg/kg	V		Historical	4.895	NO	ALL DETECT	15	NO	ALL DETECT	210	NA	NA

TABLE 3-6A. SURFACE SOIL POINT-BY-POINT CONSTITUENT OF CONCERN (COC) SCREEN
WYOMING DEPARTMENT OF ENVIRONMENTAL QUALITY, LARAMIE FORMER YTTRIUM PLANT, LARAMIE, WYOMING

CATEGORY	METHOD	ANALYTE	TRI-CAS	SAMPLE_ID	DATE TIME SAMPLED	SAMPLE START DEPTH	SAMPLE END DEPTH	DETECTED RESULTS	NON-DETECTED (METHOD DETECTION LIMIT (MDL))	UNITS	LAB QUALIFIER	DATA VALIDATION REVIEWER QUALIFIER	LABORATORY DATA SET NUMBER	MIGRATION TO GROUNDWATER - FACT SHEET #12 (mg/kg)	IS DETECT VALUE > SCREENING LEVEL	IS MDL > SCREENING LEVEL	RESIDENTIAL SOIL SCREENING VALUES - FACT SHEET #12 (mg/kg)	IS DETECT VALUE > SCREENING LEVEL	IS MDL > SCREENING LEVEL	INDUSTRIAL SCREENING VALUES - EPA RSL (mg/kg)	IS DETECT VALUE > SCREENING LEVEL	IS MDL > SCREENING LEVEL
SVOC	8270C	Chrysene	00218-01-9	LYSOC01	6/4/2012 0:00	0	0	0.039		mg/kg	V		Historical	4.895	NO	ALL DETECT	15	NO	ALL DETECT	210	NA	NA
SVOC	8270C	Chrysene	00218-01-9	LYSOC02	6/4/2012 0:00	0	0	0.11		mg/kg	V		Historical	4.895	NO	ALL DETECT	15	NO	ALL DETECT	210	NA	NA
SVOC	8270C	Chrysene	00218-01-9	LYSOC03	6/4/2012 0:00	0	0	0.68		mg/kg	V		Historical	4.895	NO	ALL DETECT	15	NO	ALL DETECT	210	NA	NA
SVOC	8270C	Chrysene	00218-01-9	LYSOC04	6/4/2012 0:00	0	0	3.2		mg/kg	V		Historical	4.895	NO	ALL DETECT	15	NO	ALL DETECT	210	NA	NA
SVOC	8270C	Chrysene	00218-01-9	LYSOC05	6/4/2012 0:00	0	0	8.2		mg/kg	M		Historical	4.895	YES	ALL DETECT	15	NO	ALL DETECT	210	NA	NA
SVOC	8270C	Chrysene	00218-01-9	LYSOD01	6/4/2012 0:00	0	0	0.034		mg/kg	V		Historical	4.895	NO	ALL DETECT	15	NO	ALL DETECT	210	NA	NA
SVOC	8270C	Chrysene	00218-01-9	LYSOD02	6/4/2012 0:00	0	0	0.072		mg/kg	V		Historical	4.895	NO	ALL DETECT	15	NO	ALL DETECT	210	NA	NA
SVOC	8270C	Chrysene	00218-01-9	LYSOD03	6/4/2012 0:00	0	0	0.062		mg/kg	V		Historical	4.895	NO	ALL DETECT	15	NO	ALL DETECT	210	NA	NA
SVOC	8270C	Chrysene	00218-01-9	LYSOD04	6/4/2012 0:00	0	0	0.18		mg/kg	V		Historical	4.895	NO	ALL DETECT	15	NO	ALL DETECT	210	NA	NA
SVOC	8270C	Chrysene	00218-01-9	LYSOD05	6/4/2012 0:00	0	0	0.32		mg/kg	V		Historical	4.895	NO	ALL DETECT	15	NO	ALL DETECT	210	NA	NA
SVOC	8270C	Chrysene	00218-01-9	LYSOE01	6/4/2012 0:00	0	0	0.068		mg/kg	V		Historical	4.895	NO	ALL DETECT	15	NO	ALL DETECT	210	NA	NA
SVOC	8270C	Chrysene	00218-01-9	LYSOE02	6/4/2012 0:00	0	0	0.64		mg/kg	V		Historical	4.895	NO	ALL DETECT	15	NO	ALL DETECT	210	NA	NA
SVOC	8270C	Chrysene	00218-01-9	LYSOE03	6/4/2012 0:00	0	0	0.3		mg/kg	V		Historical	4.895	NO	ALL DETECT	15	NO	ALL DETECT	210	NA	NA
SVOC	8270C	Chrysene	00218-01-9	LYSOE04	6/4/2012 0:00	0	0	2		mg/kg	V		Historical	4.895	NO	ALL DETECT	15	NO	ALL DETECT	210	NA	NA
SVOC	8270C	Chrysene	00218-01-9	LYSOE05	6/4/2012 0:00	0	0	0.25		mg/kg	V		Historical	4.895	NO	ALL DETECT	15	NO	ALL DETECT	210	NA	NA
SVOC	8270C	Chrysene	00218-01-9	LYSOF01	6/4/2012 0:00	0	0	0.044		mg/kg	V		Historical	4.895	NO	ALL DETECT	15	NO	ALL DETECT	210	NA	NA
SVOC	8270C	Chrysene	00218-01-9	LYSOF02	6/4/2012 0:00	0	0	0.26		mg/kg	V		Historical	4.895	NO	ALL DETECT	15	NO	ALL DETECT	210	NA	NA
SVOC	8270C	Chrysene	00218-01-9	LYSOF03	6/4/2012 0:00	0	0	0.1		mg/kg	V		Historical	4.895	NO	ALL DETECT	15	NO	ALL DETECT	210	NA	NA
SVOC	8270C	Chrysene	00218-01-9	LYSOF04	6/4/2012 0:00	0	0	0.095		mg/kg	V		Historical	4.895	NO	ALL DETECT	15	NO	ALL DETECT	210	NA	NA
SVOC	8270C	Chrysene	00218-01-9	LYSOF05	6/4/2012 0:00	0	0	0.13		mg/kg	V		Historical	4.895	NO	ALL DETECT	15	NO	ALL DETECT	210	NA	NA
SVOC	SOM01.2	Chrysene	00218-01-9	YPDS0111	10/21/2011 0:00	0	0		0.19	mg/kg	U		Historical	4.895	ALL ND	NO	15	ND	NO	210	NA	NA
SVOC	SOM01.2	Chrysene	00218-01-9	YPDS0210	10/21/2011 0:00	0	0		0.19	mg/kg	U		Historical	4.895	ALL ND	NO	15	ND	NO	210	NA	NA
SVOC	SOM01.2	Chrysene	00218-01-9	YPDS0312	10/21/2011 0:00	0	0	0.16		mg/kg	J		Historical	4.895	NO	ALL DETECT	15	NO	ALL DETECT	210	NA	NA
SVOC	SOM01.2	Chrysene	00218-01-9	YPDS0410	10/21/2011 0:00	0	0		3.8	mg/kg	U		Historical	4.895	ALL ND	NO	15	ND	NO	210	NA	NA
SVOC	SOM01.2	Chrysene	00218-01-9	YPDS0509	10/21/2011 0:00	0	0		0.19	mg/kg	U		Historical	4.895	ALL ND	NO	15	ND	NO	210	NA	NA
SVOC	SOM01.2	Chrysene	00218-01-9	YPDS0612	10/21/2011 0:00	0	0		3.9	mg/kg	U		Historical	4.895	ALL ND	NO	15	ND	NO	210	NA	NA
SVOC	SOM01.2	Chrysene	00218-01-9	YPDS0714	10/21/2011 0:00	0	0		0.19	mg/kg	U		Historical	4.895	ALL ND	NO	15	ND	NO	210	NA	NA
SVOC	SOM01.2	Chrysene	00218-01-9	YPDS0812	10/21/2011 0:00	0	0		0.19	mg/kg	U		Historical	4.895	ALL ND	NO	15	ND	NO	210	NA	NA
SVOC	SOM01.2	Chrysene	00218-01-9	YPDS0912	10/21/2011 0:00	0	0		0.19	mg/kg	U		Historical	4.895	ALL ND	NO	15	ND	NO	210	NA	NA
SVOC	SOM01.2	Chrysene	00218-01-9	YPDS1012	10/21/2011 0:00	0	0		3.8	mg/kg	U		Historical	4.895	ALL ND	NO	15	ND	NO	210	NA	NA
SVOC	SOM01.2	Chrysene	00218-01-9	YPDS1111	10/21/2011 0:00	0	0		0.19	mg/kg	U		Historical	4.895	ALL ND	NO	15	ND	NO	210	NA	NA
SVOC	SOM01.2	Chrysene	00218-01-9	YPDS1212	10/21/2011 0:00	0	0		0.19	mg/kg	U		Historical	4.895	ALL ND	NO	15	ND	NO	210	NA	NA
SVOC	SOM01.2	Chrysene	00218-01-9	YPDS1312	10/21/2011 0:00	0	0		0.21	mg/kg	U		Historical	4.895	ALL ND	NO	15	ND	NO	210	NA	NA
SVOC	SOM01.2	Chrysene	00218-01-9	YPDS1408	10/21/2011 0:00	0	0	0.14		mg/kg	J		Historical	4.895	NO	ALL DETECT	15	NO	ALL DETECT	210	NA	NA
SVOC	SOM01.2	Chrysene	00218-01-9	YPDS1512	10/21/2011 0:00	0	0		0.23	mg/kg	U		Historical	4.895	ALL ND	NO	15	ND	NO	210	NA	NA
SVOC	SOM01.2	Chrysene	00218-01-9	YPDS1612	10/21/2011 0:00	0	0		0.19	mg/kg	U		Historical	4.895	ALL ND	NO	15	ND	NO	210	NA	NA
SVOC	SOM01.2	Chrysene	00218-01-9	YPSS01	10/21/2011 0:00	0	0	0.21		mg/kg	J		Historical	4.895	NO	ALL DETECT	15	NO	ALL DETECT	210	NA	NA
SVOC	SOM01.2	Chrysene	00218-01-9	YPSS02	10/21/2011 0:00	0	0	0.17		mg/kg	J		Historical	4.895	NO	ALL DETECT	15	NO	ALL DETECT	210	NA	NA
SVOC	SOM01.2	Chrysene	00218-01-9	YPSS03	10/21/2011 0:00	0	0	4.2		mg/kg	J		Historical	4.895	NO	ALL DETECT	15	NO	ALL DETECT	210	NA	NA
SVOC	SOM01.2	Chrysene	00218-01-9	YPSS04	10/21/2011 0:00	0	0		3.8	mg/kg	U		Historical	4.895	ALL ND	NO	15	ND	NO	210	NA	NA
SVOC	SOM01.2	Chrysene	00218-01-9	YPSS05	10/21/2011 0:00	0	0		3.6	mg/kg	U		Historical	4.895	ALL ND	NO	15	ND	NO	210	NA	NA
SVOC	SOM01.2	Chrysene	00218-01-9	YPSS06	10/21/2011 0:00	0	0		1.8	mg/kg	U		Historical	4.895	ALL ND	NO	15	ND	NO	210	NA	NA
SVOC	SOM01.2	Chrysene	00218-01-9	YPSS07	10/21/2011 0:00	0	0	0.092		mg/kg	J		Historical	4.895	NO	ALL DETECT	15	NO	ALL DETECT	210	NA	NA
SVOC	SOM01.2	Chrysene	00218-01-9	YPSS08	10/21/2011 0:00	0	0	1.7		mg/kg	J		Historical	4.895	NO	ALL DETECT	15	NO	ALL DETECT	210	NA	NA
SVOC	SOM01.2	Chrysene	00218-01-9	YPSS09	10/21/2011 0:00	0	0	1.4		mg/kg	J		Historical	4.895	NO	ALL DETECT	15	NO	ALL DETECT	210	NA	NA
SVOC	SOM01.2	Chrysene	00218-01-9	YPSS10	10/21/2011 0:00	0	0		5.3	mg/kg	U		Historical	4.895	ALL ND	YES	15	ND	NO	210	NA	NA
SVOC	SOM01.2	Chrysene	00218-01-9	YPSS11	10/21/2011 0:00	0	0	0.33		mg/kg	J		Historical	4.895	NO	ALL DETECT	15	NO	ALL DETECT	210	NA	NA
SVOC	SOM01.2	Chrysene	00218-01-9	YPSS12	10/21/2011 0:00	0	0	0.29		mg/kg	J		Historical	4.895	NO	ALL DETECT	15	NO	ALL DETECT	210	NA	NA
SVOC	SOM01.2	Chrysene	00218-01-9	YPSS13	10/21/2011 0:00	0	0	1		mg/kg	J		Historical	4.895	NO	ALL DETECT	15	NO	ALL DETECT	210	NA	NA
SVOC	SOM01.2	Chrysene	00218-01-9	YPSS14	10/21/2011 0:00	0	0	0.097		mg/kg	J		Historical	4.895	NO	ALL DETECT	15	NO	ALL DETECT	210	NA	NA
SVOC	SOM01.2	Chrysene	00218-01-9	YPSS15	10/21/2011 0:00	0	0		3.8	mg/kg	U		Historical	4.895	ALL ND	NO	15	ND	NO	210	NA	NA
SVOC	SOM01.2	Chrysene	00218-01-9	YPSS16	10/21/2011 0:00	0	0	0.078		mg/kg	J		Historical	4.895	NO	ALL DETECT	15	NO	ALL DETECT	210	NA	NA
SVOC	SOM01.2	Chrysene	00218-01-9	YPSS19	10/21/2011 0:00	0	0	8.5		mg/kg			Historical	4.895	YES	ALL DETECT	15	NO	ALL DETECT	210	NA	NA
SVOC	SW 8270C	2,6-Dinitrotoluene	00606-20-2	LYMW09 (1-2 ft)	1/15/2014 15:00	1	2		0.16	mg/kg	U		280-51290-1	0.00897	ALL ND	YES	0.33	ND	NO	1.2	ND	NO
SVOC	SW 8270C	2,6-Dinitrotoluene	00606-20-2	LYMW10 (1-2 ft)	1/15/2014 11:00	1	2		0.29	mg/kg	U		280-51290-1	0.00897	ALL ND	YES	0.33	ND	NO	1.2	ND	NO
SVOC	SW 8270C	2,6-Dinitrotoluene	00606-20-2	LYMW11 (1-2 ft)	1/15/2014 10:00	1	2		0.029	mg/kg	U		280-51290-1	0.00897	ALL ND	YES	0.33	ND	NO	1.2	ND	NO
SVOC	SW 8270C	2,6-Dinitrotoluene	00606-20-2	LYMW12 (1-2 ft)	1/15/2014 16:00	1	2		0.03	mg/kg	U		280-51290-1	0.00897	ALL ND	YES	0.33	ND	NO	1.2	ND	NO
SVOC	SW 8270C	2,6-Dinitrotoluene	00606-20-2	LYMW13 (1-2 ft)	1/15/2014 9:00	1	2		0.03	mg/kg	U		280-51290-1	0.00897	ALL ND	YES	0.33	ND	NO	1.2	ND	NO
SVOC	SW 8270C	2,6-Dinitrotoluene	00606-20-2	LYMW14 (1-2 ft)	1/15/2014 13:00	1	2		0.032	mg/kg	U		280-51290-1	0.00897	ALL ND	YES	0.33	ND	NO	1.2	ND	NO
SVOC	8270C	2,6-Dinitrotoluene	00606-20-2	LYSOA01	6/4/2012 0:00	0	0		0.13	mg/kg	U,V		Historical	0.00897	ALL ND	YES	0.33	ND	NO	1.2	ND	NO
SVOC	8270C	2,6-Dinitrotoluene	00606-20-2	LYSOA02	6/4/2012 0:00	0	0		0.25	mg/kg	U,V		Historical	0.00897	ALL ND	YES	0.33	ND	NO	1.2	ND	NO
SVOC	8270C	2,6-Dinitrotoluene	00606-20-2	LYSOA03	6/4/2012 0:00	0	0		0.25	mg/kg	U,V		Historical	0.00897	ALL ND	YES	0.33	ND	NO	1.2	ND	NO
SVOC	8270C	2,6-Dinitrotoluene	00606-20-2	LYSOA04	6/4/2012 0:00	0	0		0.24	mg/kg	U,V		Historical	0.00897	ALL ND	YES	0.33	ND	NO	1.2	ND	NO
SVOC	8270C	2,6-Dinitrotoluene	00606-20-2	LYSOA05	6/4/2012 0:00	0	0		0.26	mg/kg	U,V		Historical	0.00897	ALL ND	YES	0.33	ND	NO	1.2	ND	NO
SVOC	8270C	2,6-Dinitrotoluene	00606-20-2	LYSOB01	6/4/2012 0:00	0	0		0.24	mg/kg	U,V		Historical	0.00897	ALL ND	YES	0.33	ND	NO	1.2	ND	NO
SVOC	8270C	2,6-Dinitrotoluene	00606-20-2	LYSOB02	6/4/2012 0:00	0	0		0.24	mg/kg	U,V		Historical	0.00897	ALL ND	YES	0.33	ND	NO	1.2	ND	NO
SVOC	8270C	2,6-Dinitrotoluene	00606-20-2	LYSOB03	6/4/2012 0:00	0	0		0.24	mg/kg	U,V		Historical	0.00897	ALL ND	YES	0.33	ND	NO	1.2	ND	NO
SVOC	8270C	2,6-Dinitrotoluene	00606-20-2	LYSOB04	6/4/2012 0:00	0	0		0.24	mg/kg	U,V		Historical	0.00897	ALL ND	YES	0.33	ND	NO	1.2	ND	NO
SVOC	8270C	2,6-Dinitrotoluene	00606-20-2	LYSOB05	6/4/2012 0:00	0	0	4		mg/kg	V		Historical	0.00897	YES	ALL DETECT	0.33	YES	ALL DETECT	1.2	YES	ALL DETECT
SVOC	8270C	2,6-Dinitrotoluene	00606-20-2	LYSOC01	6/4/2012 0:00	0	0		0.25	mg/kg	U,V		Historical	0.00897	ALL ND	YES	0.33	ND	NO	1.2	ND	NO
SVOC	8270C	2,6-Dinitrotoluene	00606-20-2	LYSOC02	6/4/2012 0:00	0	0		0.25	mg/kg	U,V		Historical	0.00897	ALL ND	YES	0.33	ND	NO	1.2	ND	NO
SVOC	8270C	2,6-Dinitrotoluene	00606-20-2	LYSOC03	6/4/2012 0:00	0	0		0.24	mg/kg	U,V		Historical	0.00897	ALL ND	YES	0.33	ND	NO	1.2	ND	NO
SVOC	8270C	2,6-Dinitrotoluene	00606-20-2	LYSOC04	6/4/2012 0:00	0	0		0.24	mg/kg	U,V		Historical	0.00897	ALL ND	YES	0.33	ND	NO	1.2	ND	NO
SVOC	8270C	2,6-Dinitrotoluene	00606-20-2	LYSOC05	6/4/2012 0:00	0	0		1.2	mg/kg	U		Historical	0.00897	ALL ND	YES	0.33	ND	YES	1.2	ND	NO
SVOC	8270C	2,6-Dinitrotoluene	00606-20-2	LYSOD01	6/4/2012 0:00	0	0		0.24	mg/kg	U,V		Historical	0.00897	ALL ND	YES	0.33	ND	NO	1.2	ND	NO
SVOC	8270C	2,6-Dinitrotoluene	00606-20-2	LYSOD02	6/4/2012 0:00	0	0		0.24	mg/kg	U,V		Historical	0.00897	ALL ND	YES	0.33	ND	NO	1.2	ND	NO
SVOC	8270C	2,6-Dinitrotoluene	00606-20-2	LYSOD03	6/4/2012 0:00	0	0		0.24	mg/kg	U,V		Historical	0.00897	ALL ND	YES	0.33	ND	NO	1.2	ND	NO
SVOC	8270C	2,6-Dinitrotoluene	00606-20-2	LYSOD04	6/4/2012 0:00	0	0		0.25	mg/kg	U,V		Historical	0.00897	ALL ND	YES	0.33	ND	NO	1.2	ND	NO
SVOC	8270C	2,6-Dinitrotoluene	00606-20-2	LYSOD05	6/4/2012 0:00	0	0		0.24	mg/kg	U,V		Historical	0.00897	ALL ND	YES	0.33	ND	NO	1.2	ND	NO
SVOC	8270C	2,6-Dinitrotoluene	00606-20-2	LYSOE01	6/4/2012 0:00	0	0	3.5		mg/kg	V		Historical	0.00897	YES	ALL DETECT	0.33	YES	ALL DETECT	1.2	YES	ALL DETECT
SVOC	8270C	2,6-Dinitrotoluene	00606-20-2	LYSOE02	6/4/2012 0:00	0	0		0.25	mg/kg	U,V		Historical	0.00897	ALL ND	YES	0.33	ND	NO	1.2	ND	NO
SVOC	8270C	2,6-Dinitrotoluene	00606-20-2	LYSOE03	6/4/2012 0:00	0	0		0.24	mg/kg	U,V		Historical	0.00897	ALL ND	YES	0.33	ND	NO	1.2	ND	NO
SVOC	8270C	2,6-Dinitrotoluene	00606-20-2	LYSOE04	6/4/2012 0:00	0	0		0.25	mg/kg	U,V		Historical	0.00897	ALL ND	YES	0.33	ND	NO	1.2	ND	NO
SVOC	8270C	2,6-Dinitrotoluene	00606-20-2	LYSOE05	6/4/2012 0:00	0	0		0.25	mg/kg	U,V		Historical	0.00897	ALL ND	YES	0.33	ND	NO	1.2	ND	NO
SVOC	8270C	2,6-Dinitrotoluene	00606-20-2	LYSOF01	6/4/2012 0:00	0	0		0.24	mg/kg	U,V		Historical	0.00897	ALL ND	YES	0.33	ND	NO	1.2	ND	NO
SVOC	8270C	2,6-Dinitrotoluene	00606-20-2	LYSOF02	6/4/2012 0:00	0	0		0.24	mg/kg	U,V		Historical	0.00897	ALL ND	YES	0.33	ND	NO	1.2	ND	NO
SVOC	8270C	2,6-Dinitrotoluene	00606-20-2	LYSOF03	6/4/2012 0:00	0	0		0.24	mg/kg	U,V		Historical	0.00897	ALL ND	YES	0.33	ND	NO	1.2	ND	NO
SVOC	8270C	2,6-Dinitrotoluene	00606-20-2	LYSOF04	6/4/2012 0:00	0	0		0.24	mg/kg	U,V		Historical	0.00897	ALL ND	YES	0.33	ND	NO	1.2	ND	NO
SVOC	8270C	2,6-Dinitrotoluene	00606-20-2	LYSOF05	6/4/2012 0:00	0	0		0.25	mg/kg	U,V		Historical	0.00897	ALL ND	YES	0.33	ND	NO	1.2	ND	NO
SVOC	SW 8270C	N-Nitrosodi-n-propylamine	00621-64-7	LYMW09 (1-2 ft)	1/15/2014 15:00	1	2		0.17	mg/kg	U		280-51290-1	0.00000287	ALL ND	YES	0.069	ND	YES	0.25	ND	NO
SVOC	SW 8270C	N-Nitrosodi-n-propylamine	00621-64-7	LYMW10 (1-2 ft)	1/15/2014 11:00	1	2		0.32	mg/kg	U		280-51290-1	0.00000287	ALL ND	YES	0.069	ND	YES	0.25	ND	YES
SVOC	SW 8270C	N-Nitrosodi-n-propylamine	00621-64-7	LYMW11 (1-2 ft)	1/15/2014 10:00	1	2		0.032	mg/kg	U		280-51290-1	0.00000287	ALL ND	YES	0.069	ND	NO	0.25	ND	NO
SVOC	SW 8270C	N-Nitrosodi-n-propylamine	00621-64-7	LYMW12 (1-2 ft)	1/15/2014 16:00	1	2		0.034	mg/kg	U		280-51290-1	0.00000287	ALL ND	YES	0.069	ND	NO	0.25	ND	NO
SVOC	SW 8270C	N-Nitrosodi-n-propylamine	00621-64-7	LYMW13 (1-2 ft)	1/15/2014 9:00	1	2		0.033	mg/kg	U		280-51290-1	0.00000287	ALL ND	YES	0.069	ND	NO	0.25	ND	NO
SVOC	SW 8270C	N-Nitrosodi-n-propylamine	00621-64-7	LYMW14 (1-2 ft)	1/15/2014 13:00	1	2		0.036	mg/kg	U		280-51290-1	0.00000287	ALL ND	YES	0.069	ND	NO	0.25	ND	NO
METALS	SW6020	Silver, Total	AG	LYMW09 (1-2 ft)	1/15/2014 15:00	1	2		0.023	mg/kg	U		280-51290-1	0.86	ALL ND	NO	390	ND	NO	510	NA	NA
METALS	SW6020	Silver, Total	AG	LYMW10 (1-2 ft)	1/15/2014 11:00	1	2	0.076		mg/kg	J	J	280-51290-1	0.86	NO	ALL DETECT	390	NO	ALL DETECT	510	NA	NA
METALS	SW6020	Silver, Total	AG	LYMW11 (1-2 ft)	1/15/2014 10:00	1	2	0.029		mg/kg	J	J	280-51290-1	0.86	NO	ALL DETECT	390	NO	ALL DETECT	510	NA	NA
METALS	SW6020	Silver, Total	AG	LYMW12 (1-2 ft)	1/15/2014 16:00	1	2	0.026		mg/kg	J	J	280-51290-1	0.86	NO	ALL DETECT	390	NO	ALL DETECT	510	NA	NA
METALS	SW6020	Silver, Total	AG	LYMW13 (1-2 ft)	1/15/2014 9:00	1	2	0.04		mg/kg	J	J	280-51290-1	0.86	NO	ALL DETECT	390	NO	ALL DETECT	510	NA	NA

TABLE 3-6A. SURFACE SOIL POINT-BY-POINT CONSTITUENT OF CONCERN (COC) SCREEN
WYOMING DEPARTMENT OF ENVIRONMENTAL QUALITY, LARAMIE FORMER YTTRIUM PLANT, LARAMIE, WYOMING

CATEGORY	METHOD	ANALYTE	TRI-CAS	SAMPLE_ID	DATE TIME SAMPLED	SAMPLE START DEPTH	SAMPLE END DEPTH	DETECTED RESULTS	NON-DETECTED (METHOD DETECTION LIMIT (MDL))	UNITS	LAB QUALIFIER	DATA VALIDATION REVIEWER QUALIFIER	LABORATORY DATA SET NUMBER	MIGRATION TO GROUNDWATER - FACT SHEET #12 (mg/kg)	IS DETECT VALUE > SCREENING LEVEL	IS MDL > SCREENING LEVEL	RESIDENTIAL SOIL SCREENING VALUES - FACT SHEET #12 (mg/kg)	IS DETECT VALUE > SCREENING LEVEL	IS MDL > SCREENING LEVEL	INDUSTRIAL SCREENING VALUES - EPA RSL (mg/kg)	IS DETECT VALUE > SCREENING LEVEL	IS MDL > SCREENING LEVEL
METALS	SW6020	Silver, Total	AG	LYMW14 (1-2 ft)	1/15/2014 13:00	1	2	0.046		mg/kg	J	J	280-51290-1	0.86	NO	ALL DETECT	390	NO	ALL DETECT	510	NA	NA
METALS	6010B	Silver, Total	AG	LYSOAA01	6/4/2012 0:00	0	0		0.17	mg/kg	U		Historical	0.86	ALL ND	NO	390	ND	NO	510	NA	NA
METALS	6010B	Silver, Total	AG	LYSOAA01D	6/4/2012 0:00	0	0		0.15	mg/kg	U		Historical	0.86	ALL ND	NO	390	ND	NO	510	NA	NA
METALS	6010B	Silver, Total	AG	LYSOAA02	6/4/2012 0:00	0	0		0.14	mg/kg	U		Historical	0.86	ALL ND	NO	390	ND	NO	510	NA	NA
METALS	6010B	Silver, Total	AG	LYSOAA03	6/4/2012 0:00	0	0		0.14	mg/kg	U		Historical	0.86	ALL ND	NO	390	ND	NO	510	NA	NA
METALS	6010B	Silver, Total	AG	LYSOAA05	6/4/2012 0:00	0	0		0.17	mg/kg	U		Historical	0.86	ALL ND	NO	390	ND	NO	510	NA	NA
METALS	6010B	Silver, Total	AG	LYSOAB01	6/4/2012 0:00	0	0		0.15	mg/kg	U		Historical	0.86	ALL ND	NO	390	ND	NO	510	NA	NA
METALS	6010B	Silver, Total	AG	LYSOAB02	6/4/2012 0:00	0	0		0.12	mg/kg	U		Historical	0.86	ALL ND	NO	390	ND	NO	510	NA	NA
METALS	6010B	Silver, Total	AG	LYSOAB03	6/4/2012 0:00	0	0		0.15	mg/kg	U		Historical	0.86	ALL ND	NO	390	ND	NO	510	NA	NA
METALS	6010B	Silver, Total	AG	LYSOAC03	6/4/2012 0:00	0	0		0.15	mg/kg	U		Historical	0.86	ALL ND	NO	390	ND	NO	510	NA	NA
METALS	6010B	Silver, Total	AG	LYSOAD02	6/4/2012 0:00	0	0		0.16	mg/kg	U		Historical	0.86	ALL ND	NO	390	ND	NO	510	NA	NA
METALS	6010B	Silver, Total	AG	LYSOAD03	6/4/2012 0:00	0	0	0.21		mg/kg	J		Historical	0.86	NO	ALL DETECT	390	NO	ALL DETECT	510	NA	NA
METALS	6010B	Silver, Total	AG	LYSOAE02	6/4/2012 0:00	0	0		0.16	mg/kg	U		Historical	0.86	ALL ND	NO	390	ND	NO	510	NA	NA
METALS	6010B	Silver, Total	AG	LYSOAE03	6/4/2012 0:00	0	0		0.15	mg/kg	U		Historical	0.86	ALL ND	NO	390	ND	NO	510	NA	NA
METALS	6010B	Silver, Total	AG	LYSOAE05	6/4/2012 0:00	0	0		0.16	mg/kg	U		Historical	0.86	ALL ND	NO	390	ND	NO	510	NA	NA
METALS	6010B	Silver, Total	AG	LYSSB0303	6/4/2012 0:00	0	0		0.14	mg/kg	U		Historical	0.86	ALL ND	NO	390	ND	NO	510	NA	NA
METALS	6010B	Silver, Total	AG	LYSSC0101	6/4/2012 0:00	0	0		0.15	mg/kg	U		Historical	0.86	ALL ND	NO	390	ND	NO	510	NA	NA
METALS	SW 6010B	Aluminum, Total	AL	LYMW09 (1-2 ft)	1/15/2014 15:00	1	2	8400		mg/kg		J	280-51290-1	50,010.95	NO	ALL DETECT	77,000	NO	ALL DETECT	99000	NA	NA
METALS	SW 6010B	Aluminum, Total	AL	LYMW10 (1-2 ft)	1/15/2014 11:00	1	2	7100		mg/kg		J	280-51290-1	50,010.95	NO	ALL DETECT	77,000	NO	ALL DETECT	99000	NA	NA
METALS	SW 6010B	Aluminum, Total	AL	LYMW11 (1-2 ft)	1/15/2014 10:00	1	2	6100		mg/kg		J	280-51290-1	50,010.95	NO	ALL DETECT	77,000	NO	ALL DETECT	99000	NA	NA
METALS	SW 6010B	Aluminum, Total	AL	LYMW12 (1-2 ft)	1/15/2014 16:00	1	2	5700		mg/kg		J	280-51290-1	50,010.95	NO	ALL DETECT	77,000	NO	ALL DETECT	99000	NA	NA
METALS	SW 6010B	Aluminum, Total	AL	LYMW13 (1-2 ft)	1/15/2014 9:00	1	2	5900		mg/kg		J	280-51290-1	50,010.95	NO	ALL DETECT	77,000	NO	ALL DETECT	99000	NA	NA
METALS	SW 6010B	Aluminum, Total	AL	LYMW14 (1-2 ft)	1/15/2014 13:00	1	2	16000		mg/kg		J	280-51290-1	50,010.95	NO	ALL DETECT	77,000	NO	ALL DETECT	99000	NA	NA
METALS	6010B	Aluminum, Total	AL	LYSOAA01	6/4/2012 0:00	0	0	6550		mg/kg			Historical	50,010.95	NO	ALL DETECT	77,000	NO	ALL DETECT	99000	NA	NA
METALS	6010B	Aluminum, Total	AL	LYSOAA01D	6/4/2012 0:00	0	0	6750		mg/kg			Historical	50,010.95	NO	ALL DETECT	77,000	NO	ALL DETECT	99000	NA	NA
METALS	6010B	Aluminum, Total	AL	LYSOAA02	6/4/2012 0:00	0	0	7080		mg/kg			Historical	50,010.95	NO	ALL DETECT	77,000	NO	ALL DETECT	99000	NA	NA
METALS	6010B	Aluminum, Total	AL	LYSOAA03	6/4/2012 0:00	0	0	6750		mg/kg			Historical	50,010.95	NO	ALL DETECT	77,000	NO	ALL DETECT	99000	NA	NA
METALS	6010B	Aluminum, Total	AL	LYSOAA05	6/4/2012 0:00	0	0	7440		mg/kg			Historical	50,010.95	NO	ALL DETECT	77,000	NO	ALL DETECT	99000	NA	NA
METALS	6010B	Aluminum, Total	AL	LYSOAB01	6/4/2012 0:00	0	0	6810		mg/kg			Historical	50,010.95	NO	ALL DETECT	77,000	NO	ALL DETECT	99000	NA	NA
METALS	6010B	Aluminum, Total	AL	LYSOAB02	6/4/2012 0:00	0	0	7150		mg/kg			Historical	50,010.95	NO	ALL DETECT	77,000	NO	ALL DETECT	99000	NA	NA
METALS	6010B	Aluminum, Total	AL	LYSOAB03	6/4/2012 0:00	0	0	7340		mg/kg			Historical	50,010.95	NO	ALL DETECT	77,000	NO	ALL DETECT	99000	NA	NA
METALS	6010B	Aluminum, Total	AL	LYSOAC03	6/4/2012 0:00	0	0	8210		mg/kg			Historical	50,010.95	NO	ALL DETECT	77,000	NO	ALL DETECT	99000	NA	NA
METALS	6010B	Aluminum, Total	AL	LYSOAD02	6/4/2012 0:00	0	0	11100		mg/kg			Historical	50,010.95	NO	ALL DETECT	77,000	NO	ALL DETECT	99000	NA	NA
METALS	6010B	Aluminum, Total	AL	LYSOAD03	6/4/2012 0:00	0	0	7860		mg/kg			Historical	50,010.95	NO	ALL DETECT	77,000	NO	ALL DETECT	99000	NA	NA
METALS	6010B	Aluminum, Total	AL	LYSOAE02	6/4/2012 0:00	0	0	3920		mg/kg			Historical	50,010.95	NO	ALL DETECT	77,000	NO	ALL DETECT	99000	NA	NA
METALS	6010B	Aluminum, Total	AL	LYSOAE03	6/4/2012 0:00	0	0	7690		mg/kg			Historical	50,010.95	NO	ALL DETECT	77,000	NO	ALL DETECT	99000	NA	NA
METALS	6010B	Aluminum, Total	AL	LYSOAE05	6/4/2012 0:00	0	0	7960		mg/kg			Historical	50,010.95	NO	ALL DETECT	77,000	NO	ALL DETECT	99000	NA	NA
METALS	6010B	Aluminum, Total	AL	LYSSB0303	6/4/2012 0:00	0	0	9000		mg/kg			Historical	50,010.95	NO	ALL DETECT	77,000	NO	ALL DETECT	99000	NA	NA
METALS	6010B	Aluminum, Total	AL	LYSSC0101	6/4/2012 0:00	0	0	7460		mg/kg			Historical	50,010.95	NO	ALL DETECT	77,000	NO	ALL DETECT	99000	NA	NA
METALS	ISM01.3	Aluminum, Total	AL	YPDS0111	10/21/2011 0:00	0	0	12900		mg/kg	E		Historical	50,010.95	NO	ALL DETECT	77,000	NO	ALL DETECT	99000	NA	NA
METALS	ISM01.3	Aluminum, Total	AL	YPDS0210	10/21/2011 0:00	0	0	11400		mg/kg	E		Historical	50,010.95	NO	ALL DETECT	77,000	NO	ALL DETECT	99000	NA	NA
METALS	ISM01.3	Aluminum, Total	AL	YPDS0312	10/21/2011 0:00	0	0	3410		mg/kg	E		Historical	50,010.95	NO	ALL DETECT	77,000	NO	ALL DETECT	99000	NA	NA
METALS	ISM01.3	Aluminum, Total	AL	YPDS0410	10/21/2011 0:00	0	0	1230		mg/kg	E		Historical	50,010.95	NO	ALL DETECT	77,000	NO	ALL DETECT	99000	NA	NA
METALS	ISM01.3	Aluminum, Total	AL	YPDS0509	10/21/2011 0:00	0	0	7900		mg/kg	E		Historical	50,010.95	NO	ALL DETECT	77,000	NO	ALL DETECT	99000	NA	NA
METALS	ISM01.3	Aluminum, Total	AL	YPDS0612	10/21/2011 0:00	0	0	1980		mg/kg	E		Historical	50,010.95	NO	ALL DETECT	77,000	NO	ALL DETECT	99000	NA	NA
METALS	ISM01.3	Aluminum, Total	AL	YPDS0714	10/21/2011 0:00	0	0	7470		mg/kg	E		Historical	50,010.95	NO	ALL DETECT	77,000	NO	ALL DETECT	99000	NA	NA
METALS	ISM01.3	Aluminum, Total	AL	YPDS0812	10/21/2011 0:00	0	0	2020		mg/kg	E		Historical	50,010.95	NO	ALL DETECT	77,000	NO	ALL DETECT	99000	NA	NA
METALS	ISM01.3	Aluminum, Total	AL	YPDS0912	10/21/2011 0:00	0	0	1680		mg/kg	E		Historical	50,010.95	NO	ALL DETECT	77,000	NO	ALL DETECT	99000	NA	NA
METALS	ISM01.3	Aluminum, Total	AL	YPDS1012	10/21/2011 0:00	0	0	1800		mg/kg	E		Historical	50,010.95	NO	ALL DETECT	77,000	NO	ALL DETECT	99000	NA	NA
METALS	ISM01.3	Aluminum, Total	AL	YPDS1111	10/21/2011 0:00	0	0	5970		mg/kg	E		Historical	50,010.95	NO	ALL DETECT	77,000	NO	ALL DETECT	99000	NA	NA
METALS	ISM01.3	Aluminum, Total	AL	YPDS1212	10/21/2011 0:00	0	0	3190		mg/kg	E		Historical	50,010.95	NO	ALL DETECT	77,000	NO	ALL DETECT	99000	NA	NA
METALS	ISM01.3	Aluminum, Total	AL	YPDS1312	10/21/2011 0:00	0	0	1160		mg/kg	E		Historical	50,010.95	NO	ALL DETECT	77,000	NO	ALL DETECT	99000	NA	NA
METALS	ISM01.3	Aluminum, Total	AL	YPDS1408	10/21/2011 0:00	0	0	1550		mg/kg	E		Historical	50,010.95	NO	ALL DETECT	77,000	NO	ALL DETECT	99000	NA	NA
METALS	ISM01.3	Aluminum, Total	AL	YPDS1512	10/21/2011 0:00	0	0	11200		mg/kg	E		Historical	50,010.95	NO	ALL DETECT	77,000	NO	ALL DETECT	99000	NA	NA
METALS	ISM01.3	Aluminum, Total	AL	YPDS1612	10/21/2011 0:00	0	0	1410		mg/kg	E		Historical	50,010.95	NO	ALL DETECT	77,000	NO	ALL DETECT	99000	NA	NA
METALS	ISM01.3	Aluminum, Total	AL	YPSS01	10/21/2011 0:00	0	0	3190		mg/kg	E		Historical	50,010.95	NO	ALL DETECT	77,000	NO	ALL DETECT	99000	NA	NA
METALS	ISM01.3	Aluminum, Total	AL	YPSS02	10/21/2011 0:00	0	0	6190		mg/kg	E		Historical	50,010.95	NO	ALL DETECT	77,000	NO	ALL DETECT	99000	NA	NA
METALS	ISM01.3	Aluminum, Total	AL	YPSS03	10/21/2011 0:00	0	0	3910		mg/kg	E		Historical	50,010.95	NO	ALL DETECT	77,000	NO	ALL DETECT	99000	NA	NA
METALS	ISM01.3	Aluminum, Total	AL	YPSS04	10/21/2011 0:00	0	0	8400		mg/kg	E		Historical	50,010.95	NO	ALL DETECT	77,000	NO	ALL DETECT	99000	NA	NA
METALS	ISM01.3	Aluminum, Total	AL	YPSS05	10/21/2011 0:00	0	0	5900		mg/kg	E		Historical	50,010.95	NO	ALL DETECT	77,000	NO	ALL DETECT	99000	NA	NA
METALS	ISM01.3	Aluminum, Total	AL	YPSS06	10/21/2011 0:00	0	0	5800		mg/kg	E		Historical	50,010.95	NO	ALL DETECT	77,000	NO	ALL DETECT	99000	NA	NA
METALS	ISM01.3	Aluminum, Total	AL	YPSS07	10/21/2011 0:00	0	0	5710		mg/kg	E		Historical	50,010.95	NO	ALL DETECT	77,000	NO	ALL DETECT	99000	NA	NA
METALS	ISM01.3	Aluminum, Total	AL	YPSS08	10/21/2011 0:00	0	0	8660		mg/kg	E		Historical	50,010.95	NO	ALL DETECT	77,000	NO	ALL DETECT	99000	NA	NA
METALS	ISM01.3	Aluminum, Total	AL	YPSS09	10/21/2011 0:00	0	0	3970		mg/kg	E		Historical	50,010.95	NO	ALL DETECT	77,000	NO	ALL DETECT	99000	NA	NA
METALS	ISM01.3	Aluminum, Total	AL	YPSS10	10/21/2011 0:00	0	0	3790		mg/kg	E		Historical	50,010.95	NO	ALL DETECT	77,000	NO	ALL DETECT	99000	NA	NA
METALS	ISM01.3	Aluminum, Total	AL	YPSS11	10/21/2011 0:00	0	0	4850		mg/kg	E		Historical	50,010.95	NO	ALL DETECT	77,000	NO	ALL DETECT	99000	NA	NA
METALS	ISM01.3	Aluminum, Total	AL	YPSS12	10/21/2011 0:00	0	0	2810		mg/kg	E		Historical	50,010.95	NO	ALL DETECT	77,000	NO	ALL DETECT	99000	NA	NA
METALS	ISM01.3	Aluminum, Total	AL	YPSS13	10/21/2011 0:00	0	0	3580		mg/kg	E		Historical	50,010.95	NO	ALL DETECT	77,000	NO	ALL DETECT	99000	NA	NA
METALS	ISM01.3	Aluminum, Total	AL	YPSS14	10/21/2011 0:00	0	0	2990		mg/kg	E		Historical	50,010.95	NO	ALL DETECT	77,000	NO	ALL DETECT	99000	NA	NA
METALS	ISM01.3	Aluminum, Total	AL	YPSS15	10/21/2011 0:00	0	0	7120		mg/kg	E		Historical	50,010.95	NO	ALL DETECT	77,000	NO	ALL DETECT	99000	NA	NA
METALS	ISM01.3	Aluminum, Total	AL	YPSS16	10/21/2011 0:00	0	0	5860		mg/kg	E		Historical	50,010.95	NO	ALL DETECT	77,000	NO	ALL DETECT	99000	NA	NA
METALS	ISM01.3	Aluminum, Total	AL	YPSS18	10/21/2011 0:00	0	0	4340		mg/kg	E		Historical	50,010.95	NO	ALL DETECT	77,000	NO	ALL DETECT	99000	NA	NA
METALS	ISM01.3	Aluminum, Total	AL	YPSS19	10/21/2011 0:00	0	0	5120		mg/kg	E		Historical	50,010.95	NO	ALL DETECT	77,000	NO	ALL DETECT	99000	NA	NA
METALS	SW6020	Arsenic, Total	AS	LYMW09 (1-2 ft)	1/15/2014 15:00	1	2	5.1		mg/kg			280-51290-1	0.293	YES	ALL DETECT	0.61	YES	ALL DETECT	2.4	YES	ALL DETECT
METALS	SW6020	Arsenic, Total	AS	LYMW10 (1-2 ft)	1/15/2014 11:00	1	2	4.5		mg/kg			280-51290-1	0.293	YES	ALL DETECT	0.61	YES	ALL DETECT	2.4	YES	ALL DETECT
METALS	SW6020	Arsenic, Total	AS	LYMW11 (1-2 ft)	1/15/2014 10:00	1	2	2.7		mg/kg			280-51290-1	0.293	YES	ALL DETECT	0.61	YES	ALL DETECT	2.4	YES	ALL DETECT
METALS	SW6020	Arsenic, Total	AS	LYMW12 (1-2 ft)	1/15/2014 16:00	1	2	3.1		mg/kg			280-51290-1	0.293	YES	ALL DETECT	0.61	YES	ALL DETECT	2.4	YES	ALL DETECT
METALS	SW6020	Arsenic, Total	AS	LYMW13 (1-2 ft)	1/15/2014 9:00	1	2	2.9		mg/kg			280-51290-1	0.293	YES	ALL DETECT	0.61	YES	ALL DETECT	2.4	YES	ALL DETECT
METALS	SW6020	Arsenic, Total	AS	LYMW14 (1-2 ft)	1/15/2014 13:00	1	2	4.4		mg/kg			280-51290-1	0.293	YES	ALL DETECT	0.61	YES	ALL DETECT	2.4	YES	ALL DETECT
METALS	6010B	Arsenic, Total	AS	LYSOAA01	6/4/2012 0:00	0	0	7.8		mg/kg			Historical	0.293	YES	ALL DETECT	0.61	YES	ALL DETECT	2.4	YES	ALL DETECT
METALS	6010B	Arsenic, Total	AS	LYSOAA01D	6/4/2012 0:00	0	0	7.9		mg/kg			Historical	0.293	YES	ALL DETECT	0.61	YES	ALL DETECT	2.4	YES	ALL DETECT
METALS	6010B	Arsenic, Total	AS	LYSOAA02	6/4/2012 0:00	0	0	9.2		mg/kg			Historical	0.293	YES	ALL DETECT	0.61	YES	ALL DETECT	2.4	YES	ALL DETECT
METALS	6010B	Arsenic, Total	AS	LYSOAA03	6/4/2012 0:00	0	0	9.2		mg/kg			Historical	0.293	YES	ALL DETECT	0.61	YES	ALL DETECT	2.4	YES	ALL DETECT
METALS	6010B	Arsenic, Total	AS	LYSOAA05	6/4/2012 0:00	0	0	7.2		mg/kg			Historical	0.293	YES	ALL DETECT	0.61	YES	ALL DETECT	2.4	YES	ALL DETECT
METALS	6010B	Arsenic, Total	AS	LYSOAB01	6/4/2012 0:00	0	0	7.9		mg/kg			Historical	0.293	YES	ALL DETECT	0.61	YES	ALL DETECT	2.4	YES	ALL DETECT
METALS	6010B	Arsenic, Total	AS	LYSOAB02	6/4/2012 0:00	0	0	8.8		mg/kg			Historical	0.293	YES	ALL DETECT	0.61	YES	ALL DETECT	2.4	YES	ALL DETECT
METALS	6010B	Arsenic, Total	AS	LYSOAB03	6/4/2012 0:00	0	0	12.4		mg/kg			Historical	0.293	YES	ALL DETECT	0.61	YES	ALL DETECT	2.4	YES	ALL DETECT
METALS	6010B	Arsenic, Total	AS	LYSOAC03	6/4/2012 0:00	0	0	9.2		mg/kg			Historical	0.293	YES	ALL DETECT	0.61	YES	ALL DETECT	2.4	YES	ALL DETECT
METALS	6010B	Arsenic, Total	AS	LYSOAD02	6/4/2012 0:00	0	0	14.2		mg/kg			Historical	0.293	YES	ALL DETECT	0.61	YES	ALL DETECT	2.4	YES	ALL DETECT
METALS	6010B	Arsenic, Total	AS	LYSOAD03	6/4/2012 0:00	0	0	10.2		mg/kg			Historical	0.293	YES	ALL DETECT	0.61	YES	ALL DETECT	2.4	YES	ALL DETECT
METALS	6010B	Arsenic, Total	AS	LYSOAE02	6/4/2012 0:00	0	0	19.7		mg/kg			Historical	0.293	YES	ALL DETECT	0.61	YES	ALL DETECT	2.4	YES	ALL DETECT
METALS	6010B	Arsenic, Total	AS	LYSOAE03	6/4/2012 0:00	0	0	11		mg/kg			Historical	0.293	YES	ALL DETECT	0.61	YES	ALL DETECT	2.4	YES	ALL DETECT
METALS	6010B	Arsenic, Total	AS	LYSOAE05	6/4/2012 0:00	0	0	9.4		mg/kg			Historical	0.293	YES	ALL DETECT	0.61	YES	ALL DETECT	2.4	YES	ALL DETECT
METALS	6010B	Arsenic, Total	AS	LYSSB0303	6/4/2012 0:00	0	0	3.7		mg/kg			Historical	0.293	YES	ALL DETECT	0.61	YES	ALL DETECT	2.4	YES	ALL DETECT
METALS	6010B	Arsenic, Total	AS	LYSSC0101	6/4/2012 0:00	0	0	4.6		mg/kg			Historical	0.293	YES	ALL DETECT	0.61	YES	ALL DETECT	2.4	YES	ALL DETECT
METALS	ISM01.3	Arsenic, Total	AS	YPDS0111	10/21/2011 0:00	0	0	6.3		mg/kg			Historical	0.293	YES	ALL DETECT	0.61	YES	ALL DETECT	2.4	YES	ALL DETECT
METALS	ISM01.3	Arsenic, Total	AS	YPDS0210	10/21/2011 0:00	0	0	6.2		mg/kg			Historical	0.293	YES	ALL DETECT	0.61	YES	ALL DETECT	2.4	YES	ALL DETECT
METALS	ISM01.3	Arsenic, Total	AS	YPDS0312	10/21/2011 0:00	0	0	3.8		mg/kg			Historical	0.293	YES	ALL DETECT	0.61	YES	ALL DETECT	2.4	YES	ALL DETECT
METALS	ISM01.3	Arsenic, Total	AS	YPDS0410	10/21/2011 0:00	0	0	1.4		mg/kg			Historical	0.293	YES	ALL DETECT	0.61	YES	ALL DETECT	2.4	NO	ALL DETECT
METALS	ISM01.3	Arsenic, Total	AS	YPDS0509	10/21/2011 0:00	0	0	6.5		mg/kg			Historical	0.293	YES	ALL DETECT	0.61	YES	ALL DETECT	2.4	YES	ALL DETECT

TABLE 3-6A. SURFACE SOIL POINT-BY-POINT CONSTITUENT OF CONCERN (COC) SCREEN
WYOMING DEPARTMENT OF ENVIRONMENTAL QUALITY, LARAMIE FORMER YTTRIUM PLANT, LARAMIE, WYOMING

CATEGORY	METHOD	ANALYTE	TRI-CAS	SAMPLE_ID	DATE TIME SAMPLED	SAMPLE START DEPTH	SAMPLE END DEPTH	DETECTED RESULTS	NON-DETECTED (METHOD DETECTION LIMIT (MDL))	UNITS	LAB QUALIFIER	DATA VALIDATION REVIEWER QUALIFIER	LABORATORY DATA SET NUMBER	MIGRATION TO GROUNDWATER - FACT SHEET #12 (mg/kg)	IS DETECT VALUE > SCREENING LEVEL	IS MDL > SCREENING LEVEL	RESIDENTIAL SOIL SCREENING VALUES - FACT SHEET #12 (mg/kg)	IS DETECT VALUE > SCREENING LEVEL	IS MDL > SCREENING LEVEL	INDUSTRIAL SCREENING VALUES - EPA RSL (mg/kg)	IS DETECT VALUE > SCREENING LEVEL	IS MDL > SCREENING LEVEL
METALS	ISM01.3	Arsenic, Total	AS	YPDS0612	10/21/2011 0:00	0	0	1.7		mg/kg			Historical	0.293	YES	ALL DETECT	0.61	YES	ALL DETECT	2.4	NO	ALL DETECT
METALS	ISM01.3	Arsenic, Total	AS	YPDS0714	10/21/2011 0:00	0	0	3.4		mg/kg			Historical	0.293	YES	ALL DETECT	0.61	YES	ALL DETECT	2.4	YES	ALL DETECT
METALS	ISM01.3	Arsenic, Total	AS	YPDS0812	10/21/2011 0:00	0	0	1.5		mg/kg			Historical	0.293	YES	ALL DETECT	0.61	YES	ALL DETECT	2.4	NO	ALL DETECT
METALS	ISM01.3	Arsenic, Total	AS	YPDS0912	10/21/2011 0:00	0	0	1.7		mg/kg			Historical	0.293	YES	ALL DETECT	0.61	YES	ALL DETECT	2.4	NO	ALL DETECT
METALS	ISM01.3	Arsenic, Total	AS	YPDS1012	10/21/2011 0:00	0	0	1		mg/kg	J		Historical	0.293	YES	ALL DETECT	0.61	YES	ALL DETECT	2.4	NO	ALL DETECT
METALS	ISM01.3	Arsenic, Total	AS	YPDS1111	10/21/2011 0:00	0	0	2.3		mg/kg			Historical	0.293	YES	ALL DETECT	0.61	YES	ALL DETECT	2.4	NO	ALL DETECT
METALS	ISM01.3	Arsenic, Total	AS	YPDS1212	10/21/2011 0:00	0	0	2.2		mg/kg			Historical	0.293	YES	ALL DETECT	0.61	YES	ALL DETECT	2.4	NO	ALL DETECT
METALS	ISM01.3	Arsenic, Total	AS	YPDS1312	10/21/2011 0:00	0	0	1.5		mg/kg			Historical	0.293	YES	ALL DETECT	0.61	YES	ALL DETECT	2.4	NO	ALL DETECT
METALS	ISM01.3	Arsenic, Total	AS	YPDS1408	10/21/2011 0:00	0	0	1.2		mg/kg			Historical	0.293	YES	ALL DETECT	0.61	YES	ALL DETECT	2.4	NO	ALL DETECT
METALS	ISM01.3	Arsenic, Total	AS	YPDS1512	10/21/2011 0:00	0	0	5.2		mg/kg			Historical	0.293	YES	ALL DETECT	0.61	YES	ALL DETECT	2.4	YES	ALL DETECT
METALS	ISM01.3	Arsenic, Total	AS	YPDS1612	10/21/2011 0:00	0	0	0.98		mg/kg	J		Historical	0.293	YES	ALL DETECT	0.61	YES	ALL DETECT	2.4	NO	ALL DETECT
METALS	ISM01.3	Arsenic, Total	AS	YPSS01	10/21/2011 0:00	0	0	2.4		mg/kg			Historical	0.293	YES	ALL DETECT	0.61	YES	ALL DETECT	2.4	NO	ALL DETECT
METALS	ISM01.3	Arsenic, Total	AS	YPSS02	10/21/2011 0:00	0	0	3.9		mg/kg			Historical	0.293	YES	ALL DETECT	0.61	YES	ALL DETECT	2.4	YES	ALL DETECT
METALS	ISM01.3	Arsenic, Total	AS	YPSS03	10/21/2011 0:00	0	0	4.4		mg/kg			Historical	0.293	YES	ALL DETECT	0.61	YES	ALL DETECT	2.4	YES	ALL DETECT
METALS	ISM01.3	Arsenic, Total	AS	YPSS04	10/21/2011 0:00	0	0	3.4		mg/kg			Historical	0.293	YES	ALL DETECT	0.61	YES	ALL DETECT	2.4	YES	ALL DETECT
METALS	ISM01.3	Arsenic, Total	AS	YPSS05	10/21/2011 0:00	0	0	3.8		mg/kg			Historical	0.293	YES	ALL DETECT	0.61	YES	ALL DETECT	2.4	YES	ALL DETECT
METALS	ISM01.3	Arsenic, Total	AS	YPSS06	10/21/2011 0:00	0	0	3.5		mg/kg			Historical	0.293	YES	ALL DETECT	0.61	YES	ALL DETECT	2.4	YES	ALL DETECT
METALS	ISM01.3	Arsenic, Total	AS	YPSS07	10/21/2011 0:00	0	0	4		mg/kg			Historical	0.293	YES	ALL DETECT	0.61	YES	ALL DETECT	2.4	YES	ALL DETECT
METALS	ISM01.3	Arsenic, Total	AS	YPSS08	10/21/2011 0:00	0	0	4.2		mg/kg			Historical	0.293	YES	ALL DETECT	0.61	YES	ALL DETECT	2.4	YES	ALL DETECT
METALS	ISM01.3	Arsenic, Total	AS	YPSS09	10/21/2011 0:00	0	0	5.3		mg/kg			Historical	0.293	YES	ALL DETECT	0.61	YES	ALL DETECT	2.4	YES	ALL DETECT
METALS	ISM01.3	Arsenic, Total	AS	YPSS10	10/21/2011 0:00	0	0	3.1		mg/kg			Historical	0.293	YES	ALL DETECT	0.61	YES	ALL DETECT	2.4	YES	ALL DETECT
METALS	ISM01.3	Arsenic, Total	AS	YPSS11	10/21/2011 0:00	0	0	3.6		mg/kg			Historical	0.293	YES	ALL DETECT	0.61	YES	ALL DETECT	2.4	YES	ALL DETECT
METALS	ISM01.3	Arsenic, Total	AS	YPSS12	10/21/2011 0:00	0	0	2.9		mg/kg			Historical	0.293	YES	ALL DETECT	0.61	YES	ALL DETECT	2.4	YES	ALL DETECT
METALS	ISM01.3	Arsenic, Total	AS	YPSS13	10/21/2011 0:00	0	0	5.3		mg/kg			Historical	0.293	YES	ALL DETECT	0.61	YES	ALL DETECT	2.4	YES	ALL DETECT
METALS	ISM01.3	Arsenic, Total	AS	YPSS14	10/21/2011 0:00	0	0	2.5		mg/kg			Historical	0.293	YES	ALL DETECT	0.61	YES	ALL DETECT	2.4	YES	ALL DETECT
METALS	ISM01.3	Arsenic, Total	AS	YPSS15	10/21/2011 0:00	0	0	3.5		mg/kg			Historical	0.293	YES	ALL DETECT	0.61	YES	ALL DETECT	2.4	YES	ALL DETECT
METALS	ISM01.3	Arsenic, Total	AS	YPSS16	10/21/2011 0:00	0	0	3.5		mg/kg			Historical	0.293	YES	ALL DETECT	0.61	YES	ALL DETECT	2.4	YES	ALL DETECT
METALS	ISM01.3	Arsenic, Total	AS	YPSS18	10/21/2011 0:00	0	0	6		mg/kg			Historical	0.293	YES	ALL DETECT	0.61	YES	ALL DETECT	2.4	YES	ALL DETECT
METALS	ISM01.3	Arsenic, Total	AS	YPSS19	10/21/2011 0:00	0	0	5.6		mg/kg			Historical	0.293	YES	ALL DETECT	0.61	YES	ALL DETECT	2.4	YES	ALL DETECT
METALS	SW 6010B	Boron, Total	B	LYMW09 (1-2 ft)	1/15/2014 15:00	1	2	160		mg/kg		J	280-51290-1	2.475	YES	ALL DETECT	16,000	NO	ALL DETECT	20,000	NO	ALL DETECT
METALS	SW 6010B	Boron, Total	B	LYMW10 (1-2 ft)	1/15/2014 11:00	1	2	8.6		mg/kg	J	J	280-51290-1	2.475	YES	ALL DETECT	16,000	NO	ALL DETECT	20,000	NO	ALL DETECT
METALS	SW 6010B	Boron, Total	B	LYMW11 (1-2 ft)	1/15/2014 10:00	1	2	5.9		mg/kg	J	J	280-51290-1	2.475	YES	ALL DETECT	16,000	NO	ALL DETECT	20,000	NO	ALL DETECT
METALS	SW 6010B	Boron, Total	B	LYMW12 (1-2 ft)	1/15/2014 16:00	1	2	4.6		mg/kg	J	J	280-51290-1	2.475	YES	ALL DETECT	16,000	NO	ALL DETECT	20,000	NO	ALL DETECT
METALS	SW 6010B	Boron, Total	B	LYMW13 (1-2 ft)	1/15/2014 9:00	1	2	7.3		mg/kg	J	J	280-51290-1	2.475	YES	ALL DETECT	16,000	NO	ALL DETECT	20,000	NO	ALL DETECT
METALS	SW 6010B	Boron, Total	B	LYMW14 (1-2 ft)	1/15/2014 13:00	1	2	77		mg/kg		J	280-51290-1	2.475	YES	ALL DETECT	16,000	NO	ALL DETECT	20,000	NO	ALL DETECT
METALS	SW6020	Barium, Total	BA	LYMW09 (1-2 ft)	1/15/2014 15:00	1	2	250		mg/kg	B		280-51290-1	82.6	YES	ALL DETECT	15,000	NO	ALL DETECT	19,000	NO	ALL DETECT
METALS	SW6020	Barium, Total	BA	LYMW10 (1-2 ft)	1/15/2014 11:00	1	2	110		mg/kg	B		280-51290-1	82.6	YES	ALL DETECT	15,000	NO	ALL DETECT	19,000	NO	ALL DETECT
METALS	SW6020	Barium, Total	BA	LYMW11 (1-2 ft)	1/15/2014 10:00	1	2	81		mg/kg	B		280-51290-1	82.6	NO	ALL DETECT	15,000	NO	ALL DETECT	19,000	NO	ALL DETECT
METALS	SW6020	Barium, Total	BA	LYMW12 (1-2 ft)	1/15/2014 16:00	1	2	57		mg/kg	B		280-51290-1	82.6	NO	ALL DETECT	15,000	NO	ALL DETECT	19,000	NO	ALL DETECT
METALS	SW6020	Barium, Total	BA	LYMW13 (1-2 ft)	1/15/2014 9:00	1	2	110		mg/kg	B		280-51290-1	82.6	YES	ALL DETECT	15,000	NO	ALL DETECT	19,000	NO	ALL DETECT
METALS	SW6020	Barium, Total	BA	LYMW14 (1-2 ft)	1/15/2014 13:00	1	2	190		mg/kg			280-51290-1	82.6	YES	ALL DETECT	15,000	NO	ALL DETECT	19,000	NO	ALL DETECT
METALS	6010B	Barium, Total	BA	LYSOAA01	6/4/2012 0:00	0	0	240		mg/kg			Historical	82.6	YES	ALL DETECT	15,000	NO	ALL DETECT	19,000	NO	ALL DETECT
METALS	6010B	Barium, Total	BA	LYSOAA01D	6/4/2012 0:00	0	0	242		mg/kg			Historical	82.6	YES	ALL DETECT	15,000	NO	ALL DETECT	19,000	NO	ALL DETECT
METALS	6010B	Barium, Total	BA	LYSOAA02	6/4/2012 0:00	0	0	354		mg/kg			Historical	82.6	YES	ALL DETECT	15,000	NO	ALL DETECT	19,000	NO	ALL DETECT
METALS	6010B	Barium, Total	BA	LYSOAA03	6/4/2012 0:00	0	0	549		mg/kg			Historical	82.6	YES	ALL DETECT	15,000	NO	ALL DETECT	19,000	NO	ALL DETECT
METALS	6010B	Barium, Total	BA	LYSOAA05	6/4/2012 0:00	0	0	280		mg/kg			Historical	82.6	YES	ALL DETECT	15,000	NO	ALL DETECT	19,000	NO	ALL DETECT
METALS	6010B	Barium, Total	BA	LYSOAB01	6/4/2012 0:00	0	0	226		mg/kg			Historical	82.6	YES	ALL DETECT	15,000	NO	ALL DETECT	19,000	NO	ALL DETECT
METALS	6010B	Barium, Total	BA	LYSOAB02	6/4/2012 0:00	0	0	347		mg/kg			Historical	82.6	YES	ALL DETECT	15,000	NO	ALL DETECT	19,000	NO	ALL DETECT
METALS	6010B	Barium, Total	BA	LYSOAB03	6/4/2012 0:00	0	0	575		mg/kg			Historical	82.6	YES	ALL DETECT	15,000	NO	ALL DETECT	19,000	NO	ALL DETECT
METALS	6010B	Barium, Total	BA	LYSOAC03	6/4/2012 0:00	0	0	466		mg/kg			Historical	82.6	YES	ALL DETECT	15,000	NO	ALL DETECT	19,000	NO	ALL DETECT
METALS	6010B	Barium, Total	BA	LYSOAD02	6/4/2012 0:00	0	0	270		mg/kg			Historical	82.6	YES	ALL DETECT	15,000	NO	ALL DETECT	19,000	NO	ALL DETECT
METALS	6010B	Barium, Total	BA	LYSOAD03	6/4/2012 0:00	0	0	563		mg/kg			Historical	82.6	YES	ALL DETECT	15,000	NO	ALL DETECT	19,000	NO	ALL DETECT
METALS	6010B	Barium, Total	BA	LYSOAE02	6/4/2012 0:00	0	0	87		mg/kg			Historical	82.6	YES	ALL DETECT	15,000	NO	ALL DETECT	19,000	NO	ALL DETECT
METALS	6010B	Barium, Total	BA	LYSOAE03	6/4/2012 0:00	0	0	197		mg/kg			Historical	82.6	YES	ALL DETECT	15,000	NO	ALL DETECT	19,000	NO	ALL DETECT
METALS	6010B	Barium, Total	BA	LYSOAE05	6/4/2012 0:00	0	0	168		mg/kg			Historical	82.6	YES	ALL DETECT	15,000	NO	ALL DETECT	19,000	NO	ALL DETECT
METALS	6010B	Barium, Total	BA	LYSSB0303	6/4/2012 0:00	0	0	134		mg/kg			Historical	82.6	YES	ALL DETECT	15,000	NO	ALL DETECT	19,000	NO	ALL DETECT
METALS	6010B	Barium, Total	BA	LYSSC0101	6/4/2012 0:00	0	0	205		mg/kg			Historical	82.6	YES	ALL DETECT	15,000	NO	ALL DETECT	19,000	NO	ALL DETECT
METALS	ISM01.3	Barium, Total	BA	YPDS0111	10/21/2011 0:00	0	0	140		mg/kg	N,E		Historical	82.6	YES	ALL DETECT	15,000	NO	ALL DETECT	19,000	NO	ALL DETECT
METALS	ISM01.3	Barium, Total	BA	YPDS0210	10/21/2011 0:00	0	0	235		mg/kg	N,E		Historical	82.6	YES	ALL DETECT	15,000	NO	ALL DETECT	19,000	NO	ALL DETECT
METALS	ISM01.3	Barium, Total	BA	YPDS0312	10/21/2011 0:00	0	0	41.6		mg/kg	N,E		Historical	82.6	NO	ALL DETECT	15,000	NO	ALL DETECT	19,000	NO	ALL DETECT
METALS	ISM01.3	Barium, Total	BA	YPDS0410	10/21/2011 0:00	0	0	35.2		mg/kg	N,E		Historical	82.6	NO	ALL DETECT	15,000	NO	ALL DETECT	19,000	NO	ALL DETECT
METALS	ISM01.3	Barium, Total	BA	YPDS0509	10/21/2011 0:00	0	0	76.4		mg/kg	N,E		Historical	82.6	NO	ALL DETECT	15,000	NO	ALL DETECT	19,000	NO	ALL DETECT
METALS	ISM01.3	Barium, Total	BA	YPDS0612	10/21/2011 0:00	0	0	11.1		mg/kg	J,N,E		Historical	82.6	NO	ALL DETECT	15,000	NO	ALL DETECT	19,000	NO	ALL DETECT
METALS	ISM01.3	Barium, Total	BA	YPDS0714	10/21/2011 0:00	0	0	50.8		mg/kg	N,E		Historical	82.6	NO	ALL DETECT	15,000	NO	ALL DETECT	19,000	NO	ALL DETECT
METALS	ISM01.3	Barium, Total	BA	YPDS0812	10/21/2011 0:00	0	0	29.3		mg/kg	N,E		Historical	82.6	NO	ALL DETECT	15,000	NO	ALL DETECT	19,000	NO	ALL DETECT
METALS	ISM01.3	Barium, Total	BA	YPDS0912	10/21/2011 0:00	0	0	50.4		mg/kg	N,E		Historical	82.6	NO	ALL DETECT	15,000	NO	ALL DETECT	19,000	NO	ALL DETECT
METALS	ISM01.3	Barium, Total	BA	YPDS1012	10/21/2011 0:00	0	0	9.7		mg/kg	J,N,E		Historical	82.6	NO	ALL DETECT	15,000	NO	ALL DETECT	19,000	NO	ALL DETECT
METALS	ISM01.3	Barium, Total	BA	YPDS1111	10/21/2011 0:00	0	0	37.2		mg/kg	N,E		Historical	82.6	NO	ALL DETECT	15,000	NO	ALL DETECT	19,000	NO	ALL DETECT
METALS	ISM01.3	Barium, Total	BA	YPDS1212	10/21/2011 0:00	0	0	35		mg/kg	N,E		Historical	82.6	NO	ALL DETECT	15,000	NO	ALL DETECT	19,000	NO	ALL DETECT
METALS	ISM01.3	Barium, Total	BA	YPDS1312	10/21/2011 0:00	0	0	7.2		mg/kg	J,N,E		Historical	82.6	NO	ALL DETECT	15,000	NO	ALL DETECT	19,000	NO	ALL DETECT
METALS	ISM01.3	Barium, Total	BA	YPDS1408	10/21/2011 0:00	0	0	19.4		mg/kg	J,N,E		Historical	82.6	NO	ALL DETECT	15,000	NO	ALL DETECT	19,000	NO	ALL DETECT
METALS	ISM01.3	Barium, Total	BA	YPDS1512	10/21/2011 0:00	0	0	87.6		mg/kg	N,E		Historical	82.6	YES	ALL DETECT	15,000	NO	ALL DETECT	19,000	NO	ALL DETECT
METALS	ISM01.3	Barium, Total	BA	YPDS1612	10/21/2011 0:00	0	0	8.2		mg/kg	J,N,E		Historical	82.6	NO	ALL DETECT	15,000	NO	ALL DETECT	19,000	NO	ALL DETECT
METALS	ISM01.3	Barium, Total	BA	YPSS01	10/21/2011 0:00	0	0	66.1		mg/kg	N, E		Historical	82.6	NO	ALL DETECT	15,000	NO	ALL DETECT	19,000	NO	ALL DETECT
METALS	ISM01.3	Barium, Total	BA	YPSS02	10/21/2011 0:00	0	0	126		mg/kg	N, E		Historical	82.6	YES	ALL DETECT	15,000	NO	ALL DETECT	19,000	NO	ALL DETECT
METALS	ISM01.3	Barium, Total	BA	YPSS03	10/21/2011 0:00	0	0	123		mg/kg	N, E		Historical	82.6	YES	ALL DETECT	15,000	NO	ALL DETECT	19,000	NO	ALL DETECT
METALS	ISM01.3	Barium, Total	BA	YPSS04	10/21/2011 0:00	0	0	93		mg/kg	E		Historical	82.6	YES	ALL DETECT	15,000	NO	ALL DETECT	19,000	NO	ALL DETECT
METALS	ISM01.3	Barium, Total	BA	YPSS05	10/21/2011 0:00	0	0	89.1		mg/kg	E		Historical	82.6	YES	ALL DETECT	15,000	NO	ALL DETECT	19,000	NO	ALL DETECT
METALS	ISM01.3	Barium, Total	BA	YPSS06	10/21/2011 0:00	0	0	75.9		mg/kg	E		Historical	82.6	NO	ALL DETECT	15,000	NO	ALL DETECT	19,000	NO	ALL DETECT
METALS	ISM01.3	Barium, Total	BA	YPSS07	10/21/2011 0:00	0	0	87.8		mg/kg	E		Historical	82.6	YES	ALL DETECT	15,000	NO	ALL DETECT	19,000	NO	ALL DETECT
METALS	ISM01.3	Barium, Total	BA	YPSS08	10/21/2011 0:00	0	0	143		mg/kg	E		Historical	82.6	YES	ALL DETECT	15,000	NO	ALL DETECT	19,000	NO	ALL DETECT
METALS	ISM01.3	Barium, Total	BA	YPSS09	10/21/2011 0:00	0	0	170		mg/kg	E		Historical	82.6	YES	ALL DETECT	15,000	NO	ALL DETECT	19,000	NO	ALL DETECT
METALS	ISM01.3	Barium, Total	BA	YPSS10	10/21/2011 0:00	0	0	82.8		mg/kg	E		Historical	82.6	YES	ALL DETECT	15,000	NO	ALL DETECT	19,000	NO	ALL DETECT
METALS	ISM01.3	Barium, Total	BA	YPSS11	10/21/2011 0:00	0	0	95		mg/kg	E		Historical	82.6	YES	ALL DETECT	15,000	NO	ALL DETECT	19,000	NO	ALL DETECT
METALS	ISM01.3	Barium, Total	BA	YPSS12	10/21/2011 0:00	0	0	41.1		mg/kg	E		Historical	82.6	NO	ALL DETECT	15,000	NO	ALL DETECT	19,000	NO	ALL DETECT
METALS	ISM01.3	Barium, Total	BA	YPSS13	10/21/2011 0:00	0	0	59.5		mg/kg	E		Historical	82.6	NO	ALL DETECT	15,000	NO	ALL DETECT	19,000	NO	ALL DETECT
METALS	ISM01.3	Barium, Total	BA	YPSS14	10/21/2011 0:00	0	0	70.5		mg/kg	E		Historical	82.6	NO	ALL DETECT	15,000	NO	ALL DETECT	19,000	NO	ALL DETECT
METALS	ISM01.3	Barium, Total	BA	YPSS15	10/21/2011 0:00	0	0	196		mg/kg	E		Historical	82.6	YES	ALL DETECT	15,000	NO	ALL DETECT	19,000	NO	ALL DETECT
METALS	ISM01.3	Barium, Total	BA	YPSS16	10/21/2011 0:00	0	0	78.3		mg/kg	E		Historical	82.6	NO	ALL DETECT	15,000	NO	ALL DETECT	19,000	NO	ALL DETECT
METALS	ISM01.3	Barium, Total	BA	YPSS18	10/21/2011 0:00	0	0	88.9		mg/kg	E		Historical	82.6	YES	ALL DETECT	15,000	NO	ALL DETECT	19,000	NO	ALL DETECT
METALS	ISM01.3	Barium, Total	BA	YPSS19	10/21/2011 0:00	0	0	89.4		mg/kg	E		Historical	82.6	YES	ALL DETECT	15,000	NO	ALL DETECT	19,000	NO	ALL DETECT
METALS	SW6020	Beryllium, Total	BE	LYMW09 (1-2 ft)	1/15/2014 15:00	1	2	1.4		mg/kg			280-51290-1	3.1612	NO	ALL DETECT	160	NO	ALL DETECT	200	NA	NA
METALS	SW6020	Beryllium, Total	BE	LYMW10 (1-2 ft)	1/15/2014 11:00	1	2	0.45		mg/kg			280-51290-1	3.1612	NO	ALL DETECT	160	NO	ALL DETECT	200	NA	NA
METALS	SW6020	Beryllium, Total	BE	LYMW11 (1-2 ft)	1/15/2014 10:00	1	2	0.35		mg/kg			280-51290-1	3.1612	NO	ALL DETECT	160	NO	ALL DETECT	200	NA	NA
METALS	SW6020	Beryllium, Total	BE	LYMW12 (1-2 ft)	1/15/2014 16:00	1	2	0.33		mg/kg			280-51290-1	3.1612	NO	ALL DETECT	160	NO	ALL DETECT	200	NA	NA
METALS	SW6020	Beryllium, Total	BE	LYMW13 (1-2 ft)	1/15/2014 9:00	1	2	0.41		mg/kg			280-51290-1	3.1612	NO	ALL DETECT	160	NO	ALL DETECT	200	NA	NA
METALS	SW6020	Beryllium, Total	BE	LYMW14 (1-2 ft)	1/15/2014 13:00	1	2	0.75		mg/kg			280-51290-1	3.1612	NO	ALL DETECT	160	NO	ALL DETECT	200	NA	NA
METALS	6010B	Beryllium, Total	BE	LYSOAA01	6/4/2012 0:00	0	0	0.42		mg/kg			Historical	3.1612	NO	ALL DETECT	160	NO	ALL DETECT	200	NA	NA
METALS	6010B	Beryllium, Total	BE	LYSOAA01D	6/4/2012 0:00	0	0	0.43		mg/kg			Historical	3.1612	NO	ALL DETECT	160	NO	ALL DETECT	200	NA	NA
METALS	6010B	Beryllium, Total	BE	LYSOAA02	6/4/2012 0:00	0	0	0.43		mg/kg			Historical	3.1612	NO	ALL DETECT	160	NO	ALL DETECT	200	NA	NA

TABLE 3-6A. SURFACE SOIL POINT-BY-POINT CONSTITUENT OF CONCERN (COC) SCREEN
WYOMING DEPARTMENT OF ENVIRONMENTAL QUALITY, LARAMIE FORMER YTTRIUM PLANT, LARAMIE, WYOMING

CATEGORY	METHOD	ANALYTE	TRI-CAS	SAMPLE_ID	DATE TIME SAMPLED	SAMPLE START DEPTH	SAMPLE END DEPTH	DETECTED RESULTS	NON-DETECTED (METHOD DETECTION LIMIT (MDL))	UNITS	LAB QUALIFIER	DATA VALIDATION REVIEWER QUALIFIER	LABORATORY DATA SET NUMBER	MIGRATION TO GROUNDWATER - FACT SHEET #12 (mg/kg)	IS DETECT VALUE > SCREENING LEVEL	IS MDL > SCREENING LEVEL	RESIDENTIAL SOIL SCREENING VALUES - FACT SHEET #12 (mg/kg)	IS DETECT VALUE > SCREENING LEVEL	IS MDL > SCREENING LEVEL	INDUSTRIAL SCREENING VALUES - EPA RSL (mg/kg)	IS DETECT VALUE > SCREENING LEVEL	IS MDL > SCREENING LEVEL
METALS	6010B	Beryllium, Total	BE	LYSOAA03	6/4/2012 0:00	0	0	0.5		mg/kg			Historical	3.1612	NO	ALL DETECT	160	NO	ALL DETECT	200	NA	NA
METALS	6010B	Beryllium, Total	BE	LYSOAA05	6/4/2012 0:00	0	0	0.4		mg/kg			Historical	3.1612	NO	ALL DETECT	160	NO	ALL DETECT	200	NA	NA
METALS	6010B	Beryllium, Total	BE	LYSOAB01	6/4/2012 0:00	0	0	0.36		mg/kg			Historical	3.1612	NO	ALL DETECT	160	NO	ALL DETECT	200	NA	NA
METALS	6010B	Beryllium, Total	BE	LYSOAB02	6/4/2012 0:00	0	0	0.53		mg/kg			Historical	3.1612	NO	ALL DETECT	160	NO	ALL DETECT	200	NA	NA
METALS	6010B	Beryllium, Total	BE	LYSOAB03	6/4/2012 0:00	0	0	0.54		mg/kg			Historical	3.1612	NO	ALL DETECT	160	NO	ALL DETECT	200	NA	NA
METALS	6010B	Beryllium, Total	BE	LYSOAC03	6/4/2012 0:00	0	0	0.57		mg/kg			Historical	3.1612	NO	ALL DETECT	160	NO	ALL DETECT	200	NA	NA
METALS	6010B	Beryllium, Total	BE	LYSOAD02	6/4/2012 0:00	0	0	0.82		mg/kg			Historical	3.1612	NO	ALL DETECT	160	NO	ALL DETECT	200	NA	NA
METALS	6010B	Beryllium, Total	BE	LYSOAD03	6/4/2012 0:00	0	0	0.61		mg/kg			Historical	3.1612	NO	ALL DETECT	160	NO	ALL DETECT	200	NA	NA
METALS	6010B	Beryllium, Total	BE	LYSOAE02	6/4/2012 0:00	0	0	0.11		mg/kg			Historical	3.1612	NO	ALL DETECT	160	NO	ALL DETECT	200	NA	NA
METALS	6010B	Beryllium, Total	BE	LYSOAE03	6/4/2012 0:00	0	0	0.35		mg/kg			Historical	3.1612	NO	ALL DETECT	160	NO	ALL DETECT	200	NA	NA
METALS	6010B	Beryllium, Total	BE	LYSOAE05	6/4/2012 0:00	0	0	0.33		mg/kg			Historical	3.1612	NO	ALL DETECT	160	NO	ALL DETECT	200	NA	NA
METALS	6010B	Beryllium, Total	BE	LYSSB0303	6/4/2012 0:00	0	0	0.48		mg/kg			Historical	3.1612	NO	ALL DETECT	160	NO	ALL DETECT	200	NA	NA
METALS	6010B	Beryllium, Total	BE	LYSSC0101	6/4/2012 0:00	0	0	0.43		mg/kg			Historical	3.1612	NO	ALL DETECT	160	NO	ALL DETECT	200	NA	NA
METALS	ISM01.3	Beryllium, Total	BE	YPDS0111	10/21/2011 0:00	0	0	0.15		mg/kg	J,N		Historical	3.1612	NO	ALL DETECT	160	NO	ALL DETECT	200	NA	NA
METALS	ISM01.3	Beryllium, Total	BE	YPDS0210	10/21/2011 0:00	0	0	0.087		mg/kg	J,N		Historical	3.1612	NO	ALL DETECT	160	NO	ALL DETECT	200	NA	NA
METALS	ISM01.3	Beryllium, Total	BE	YPDS0312	10/21/2011 0:00	0	0	0.02		mg/kg	J,N		Historical	3.1612	NO	ALL DETECT	160	NO	ALL DETECT	200	NA	NA
METALS	ISM01.3	Beryllium, Total	BE	YPDS0410	10/21/2011 0:00	0	0		0.53	mg/kg	U,N		Historical	3.1612	ALL ND	NO	160	ND	NO	200	NA	NA
METALS	ISM01.3	Beryllium, Total	BE	YPDS0509	10/21/2011 0:00	0	0	0.08		mg/kg	J,N		Historical	3.1612	NO	ALL DETECT	160	NO	ALL DETECT	200	NA	NA
METALS	ISM01.3	Beryllium, Total	BE	YPDS0612	10/21/2011 0:00	0	0		0.56	mg/kg	U,N		Historical	3.1612	ALL ND	NO	160	ND	NO	200	NA	NA
METALS	ISM01.3	Beryllium, Total	BE	YPDS0714	10/21/2011 0:00	0	0		0.55	mg/kg	U		Historical	3.1612	ALL ND	NO	160	ND	NO	200	NA	NA
METALS	ISM01.3	Beryllium, Total	BE	YPDS0812	10/21/2011 0:00	0	0		0.55	mg/kg	U,N		Historical	3.1612	ALL ND	NO	160	ND	NO	200	NA	NA
METALS	ISM01.3	Beryllium, Total	BE	YPDS0912	10/21/2011 0:00	0	0		0.55	mg/kg	U,N		Historical	3.1612	ALL ND	NO	160	ND	NO	200	NA	NA
METALS	ISM01.3	Beryllium, Total	BE	YPDS1012	10/21/2011 0:00	0	0		0.58	mg/kg	U,N		Historical	3.1612	ALL ND	NO	160	ND	NO	200	NA	NA
METALS	ISM01.3	Beryllium, Total	BE	YPDS1111	10/21/2011 0:00	0	0	0.11		mg/kg	J,N		Historical	3.1612	NO	ALL DETECT	160	NO	ALL DETECT	200	NA	NA
METALS	ISM01.3	Beryllium, Total	BE	YPDS1212	10/21/2011 0:00	0	0		0.61	mg/kg	U,N		Historical	3.1612	ALL ND	NO	160	ND	NO	200	NA	NA
METALS	ISM01.3	Beryllium, Total	BE	YPDS1312	10/21/2011 0:00	0	0		0.58	mg/kg	U,N		Historical	3.1612	ALL ND	NO	160	ND	NO	200	NA	NA
METALS	ISM01.3	Beryllium, Total	BE	YPDS1408	10/21/2011 0:00	0	0		0.55	mg/kg	U,N		Historical	3.1612	ALL ND	NO	160	ND	NO	200	NA	NA
METALS	ISM01.3	Beryllium, Total	BE	YPDS1512	10/21/2011 0:00	0	0	0.057		mg/kg	J,N		Historical	3.1612	NO	ALL DETECT	160	NO	ALL DETECT	200	NA	NA
METALS	ISM01.3	Beryllium, Total	BE	YPDS1612	10/21/2011 0:00	0	0		0.57	mg/kg	U,N		Historical	3.1612	ALL ND	NO	160	ND	NO	200	NA	NA
METALS	ISM01.3	Beryllium, Total	BE	YPSS01	10/21/2011 0:00	0	0	0.033		mg/kg	J, N		Historical	3.1612	NO	ALL DETECT	160	NO	ALL DETECT	200	NA	NA
METALS	ISM01.3	Beryllium, Total	BE	YPSS02	10/21/2011 0:00	0	0	0.1		mg/kg	J,N		Historical	3.1612	NO	ALL DETECT	160	NO	ALL DETECT	200	NA	NA
METALS	ISM01.3	Beryllium, Total	BE	YPSS03	10/21/2011 0:00	0	0	0.082		mg/kg	J, N		Historical	3.1612	NO	ALL DETECT	160	NO	ALL DETECT	200	NA	NA
METALS	ISM01.3	Beryllium, Total	BE	YPSS04	10/21/2011 0:00	0	0	0.094		mg/kg	J		Historical	3.1612	NO	ALL DETECT	160	NO	ALL DETECT	200	NA	NA
METALS	ISM01.3	Beryllium, Total	BE	YPSS05	10/21/2011 0:00	0	0	0.031		mg/kg	J		Historical	3.1612	NO	ALL DETECT	160	NO	ALL DETECT	200	NA	NA
METALS	ISM01.3	Beryllium, Total	BE	YPSS06	10/21/2011 0:00	0	0	0.021		mg/kg	J		Historical	3.1612	NO	ALL DETECT	160	NO	ALL DETECT	200	NA	NA
METALS	ISM01.3	Beryllium, Total	BE	YPSS07	10/21/2011 0:00	0	0		0.52	mg/kg	U		Historical	3.1612	ALL ND	NO	160	ND	NO	200	NA	NA
METALS	ISM01.3	Beryllium, Total	BE	YPSS08	10/21/2011 0:00	0	0	0.13		mg/kg	J		Historical	3.1612	NO	ALL DETECT	160	NO	ALL DETECT	200	NA	NA
METALS	ISM01.3	Beryllium, Total	BE	YPSS09	10/21/2011 0:00	0	0	0.1		mg/kg	J		Historical	3.1612	NO	ALL DETECT	160	NO	ALL DETECT	200	NA	NA
METALS	ISM01.3	Beryllium, Total	BE	YPSS10	10/21/2011 0:00	0	0		0.73	mg/kg	U		Historical	3.1612	ALL ND	NO	160	ND	NO	200	NA	NA
METALS	ISM01.3	Beryllium, Total	BE	YPSS11	10/21/2011 0:00	0	0	0.058		mg/kg	J		Historical	3.1612	NO	ALL DETECT	160	NO	ALL DETECT	200	NA	NA
METALS	ISM01.3	Beryllium, Total	BE	YPSS12	10/21/2011 0:00	0	0		0.52	mg/kg	U		Historical	3.1612	ALL ND	NO	160	ND	NO	200	NA	NA
METALS	ISM01.3	Beryllium, Total	BE	YPSS13	10/21/2011 0:00	0	0		0.53	mg/kg	U		Historical	3.1612	ALL ND	NO	160	ND	NO	200	NA	NA
METALS	ISM01.3	Beryllium, Total	BE	YPSS14	10/21/2011 0:00	0	0	0.082		mg/kg	J		Historical	3.1612	NO	ALL DETECT	160	NO	ALL DETECT	200	NA	NA
METALS	ISM01.3	Beryllium, Total	BE	YPSS15	10/21/2011 0:00	0	0	0.13		mg/kg	J		Historical	3.1612	NO	ALL DETECT	160	NO	ALL DETECT	200	NA	NA
METALS	ISM01.3	Beryllium, Total	BE	YPSS16	10/21/2011 0:00	0	0	0.034		mg/kg	J		Historical	3.1612	NO	ALL DETECT	160	NO	ALL DETECT	200	NA	NA
METALS	ISM01.3	Beryllium, Total	BE	YPSS18	10/21/2011 0:00	0	0	0.057		mg/kg	J		Historical	3.1612	NO	ALL DETECT	160	NO	ALL DETECT	200	NA	NA
METALS	ISM01.3	Beryllium, Total	BE	YPSS19	10/21/2011 0:00	0	0	0.044		mg/kg	J		Historical	3.1612	NO	ALL DETECT	160	NO	ALL DETECT	200	NA	NA
METALS	SW 6010B	Calcium, Total	CA	LYMW09 (1-2 ft)	1/15/2014 15:00	1	2	22000		mg/kg		J	280-51290-1		NA	NA		NA	NA		NA	NA
METALS	SW 6010B	Calcium, Total	CA	LYMW10 (1-2 ft)	1/15/2014 11:00	1	2	33000		mg/kg		J	280-51290-1		NA	NA		NA	NA		NA	NA
METALS	SW 6010B	Calcium, Total	CA	LYMW11 (1-2 ft)	1/15/2014 10:00	1	2	11000		mg/kg		J	280-51290-1		NA	NA		NA	NA		NA	NA
METALS	SW 6010B	Calcium, Total	CA	LYMW12 (1-2 ft)	1/15/2014 16:00	1	2	19000		mg/kg		J	280-51290-1		NA	NA		NA	NA		NA	NA
METALS	SW 6010B	Calcium, Total	CA	LYMW13 (1-2 ft)	1/15/2014 9:00	1	2	15000		mg/kg		J	280-51290-1		NA	NA		NA	NA		NA	NA
METALS	SW 6010B	Calcium, Total	CA	LYMW14 (1-2 ft)	1/15/2014 13:00	1	2	38000		mg/kg		J	280-51290-1		NA	NA		NA	NA		NA	NA
METALS	6010B	Calcium, Total	CA	LYSOAA01	6/4/2012 0:00	0	0	20600		mg/kg			Historical		NA	NA		NA	NA		NA	NA
METALS	6010B	Calcium, Total	CA	LYSOAA01D	6/4/2012 0:00	0	0	21400		mg/kg			Historical		NA	NA		NA	NA		NA	NA
METALS	6010B	Calcium, Total	CA	LYSOAA02	6/4/2012 0:00	0	0	24100		mg/kg			Historical		NA	NA		NA	NA		NA	NA
METALS	6010B	Calcium, Total	CA	LYSOAA03	6/4/2012 0:00	0	0	21400		mg/kg			Historical		NA	NA		NA	NA		NA	NA
METALS	6010B	Calcium, Total	CA	LYSOAA05	6/4/2012 0:00	0	0	21000		mg/kg			Historical		NA	NA		NA	NA		NA	NA
METALS	6010B	Calcium, Total	CA	LYSOAB01	6/4/2012 0:00	0	0	23400		mg/kg			Historical		NA	NA		NA	NA		NA	NA
METALS	6010B	Calcium, Total	CA	LYSOAB02	6/4/2012 0:00	0	0	25600		mg/kg			Historical		NA	NA		NA	NA		NA	NA
METALS	6010B	Calcium, Total	CA	LYSOAB03	6/4/2012 0:00	0	0	22600		mg/kg			Historical		NA	NA		NA	NA		NA	NA
METALS	6010B	Calcium, Total	CA	LYSOAC03	6/4/2012 0:00	0	0	28400		mg/kg			Historical		NA	NA		NA	NA		NA	NA
METALS	6010B	Calcium, Total	CA	LYSOAD02	6/4/2012 0:00	0	0	8760		mg/kg			Historical		NA	NA		NA	NA		NA	NA
METALS	6010B	Calcium, Total	CA	LYSOAD03	6/4/2012 0:00	0	0	25000		mg/kg			Historical		NA	NA		NA	NA		NA	NA
METALS	6010B	Calcium, Total	CA	LYSOAE02	6/4/2012 0:00	0	0	16900		mg/kg			Historical		NA	NA		NA	NA		NA	NA
METALS	6010B	Calcium, Total	CA	LYSOAE03	6/4/2012 0:00	0	0	19200		mg/kg			Historical		NA	NA		NA	NA		NA	NA
METALS	6010B	Calcium, Total	CA	LYSOAE05	6/4/2012 0:00	0	0	40000		mg/kg			Historical		NA	NA		NA	NA		NA	NA
METALS	6010B	Calcium, Total	CA	LYSSB0303	6/4/2012 0:00	0	0	21700		mg/kg			Historical		NA	NA		NA	NA		NA	NA
METALS	6010B	Calcium, Total	CA	LYSSC0101	6/4/2012 0:00	0	0	21300		mg/kg			Historical		NA	NA		NA	NA		NA	NA
METALS	ISM01.3	Calcium, Total	CA	YPDS0111	10/21/2011 0:00	0	0	3190		mg/kg	E		Historical		NA	NA		NA	NA		NA	NA
METALS	ISM01.3	Calcium, Total	CA	YPDS0210	10/21/2011 0:00	0	0	25800		mg/kg	E		Historical		NA	NA		NA	NA		NA	NA
METALS	ISM01.3	Calcium, Total	CA	YPDS0312	10/21/2011 0:00	0	0	3960		mg/kg	E		Historical		NA	NA		NA	NA		NA	NA
METALS	ISM01.3	Calcium, Total	CA	YPDS0410	10/21/2011 0:00	0	0	708		mg/kg	E		Historical		NA	NA		NA	NA		NA	NA
METALS	ISM01.3	Calcium, Total	CA	YPDS0509	10/21/2011 0:00	0	0	2660		mg/kg	E		Historical		NA	NA		NA	NA		NA	NA
METALS	ISM01.3	Calcium, Total	CA	YPDS0612	10/21/2011 0:00	0	0	1080		mg/kg	E		Historical		NA	NA		NA	NA		NA	NA
METALS	ISM01.3	Calcium, Total	CA	YPDS0714	10/21/2011 0:00	0	0	3450		mg/kg	E		Historical		NA	NA		NA	NA		NA	NA
METALS	ISM01.3	Calcium, Total	CA	YPDS0812	10/21/2011 0:00	0	0	887		mg/kg	E		Historical		NA	NA		NA	NA		NA	NA
METALS	ISM01.3	Calcium, Total	CA	YPDS0912	10/21/2011 0:00	0	0	1030		mg/kg	E		Historical		NA	NA		NA	NA		NA	NA
METALS	ISM01.3	Calcium, Total	CA	YPDS1012	10/21/2011 0:00	0	0	837		mg/kg	E		Historical		NA	NA		NA	NA		NA	NA
METALS	ISM01.3	Calcium, Total	CA	YPDS1111	10/21/2011 0:00	0	0	1780		mg/kg	E		Historical		NA	NA		NA	NA		NA	NA
METALS	ISM01.3	Calcium, Total	CA	YPDS1212	10/21/2011 0:00	0	0	14400		mg/kg	E		Historical		NA	NA		NA	NA		NA	NA
METALS	ISM01.3	Calcium, Total	CA	YPDS1312	10/21/2011 0:00	0	0	762		mg/kg	E		Historical		NA	NA		NA	NA		NA	NA
METALS	ISM01.3	Calcium, Total	CA	YPDS1408	10/21/2011 0:00	0	0	860		mg/kg	E		Historical		NA	NA		NA	NA		NA	NA
METALS	ISM01.3	Calcium, Total	CA	YPDS1512	10/21/2011 0:00	0	0	2640		mg/kg	E		Historical		NA	NA		NA	NA		NA	NA
METALS	ISM01.3	Calcium, Total	CA	YPDS1612	10/21/2011 0:00	0	0	778		mg/kg	E		Historical		NA	NA		NA	NA		NA	NA
METALS	ISM01.3	Calcium, Total	CA	YPSS01	10/21/2011 0:00	0	0	6660		mg/kg	E		Historical		NA	NA		NA	NA		NA	NA
METALS	ISM01.3	Calcium, Total	CA	YPSS02	10/21/2011 0:00	0	0	14600		mg/kg	E		Historical		NA	NA		NA	NA		NA	NA
METALS	ISM01.3	Calcium, Total	CA	YPSS03	10/21/2011 0:00	0	0	6250		mg/kg	E		Historical		NA	NA		NA	NA		NA	NA
METALS	ISM01.3	Calcium, Total	CA	YPSS04	10/21/2011 0:00	0	0	17100		mg/kg	E		Historical		NA	NA		NA	NA		NA	NA
METALS	ISM01.3	Calcium, Total	CA	YPSS05	10/21/2011 0:00	0	0	10000		mg/kg	E		Historical		NA	NA		NA	NA		NA	NA
METALS	ISM01.3	Calcium, Total	CA	YPSS06	10/21/2011 0:00	0	0	16700		mg/kg	E		Historical		NA	NA		NA	NA		NA	NA
METALS	ISM01.3	Calcium, Total	CA	YPSS07	10/21/2011 0:00	0	0	21600		mg/kg	E		Historical		NA	NA		NA	NA		NA	NA
METALS	ISM01.3	Calcium, Total	CA	YPSS08	10/21/2011 0:00	0	0	21600		mg/kg	E		Historical		NA	NA		NA	NA		NA	NA
METALS	ISM01.3	Calcium, Total	CA	YPSS09	10/21/2011 0:00	0	0	8870		mg/kg	E		Historical		NA	NA		NA	NA		NA	NA
METALS	ISM01.3	Calcium, Total	CA	YPSS10	10/21/2011 0:00	0	0	5030		mg/kg	E		Historical		NA	NA		NA	NA		NA	NA
METALS	ISM01.3	Calcium, Total	CA	YPSS11	10/21/2011 0:00	0	0	10200		mg/kg	E		Historical		NA	NA		NA	NA		NA	NA
METALS	ISM01.3	Calcium, Total	CA	YPSS12	10/21/2011 0:00	0	0	15900		mg/kg	E		Historical		NA	NA		NA	NA		NA	NA
METALS	ISM01.3	Calcium, Total	CA	YPSS13	10/21/2011 0:00	0	0	1760		mg/kg	E		Historical		NA	NA		NA	NA		NA	NA
METALS	ISM01.3	Calcium, Total	CA	YPSS14	10/21/2011 0:00	0	0	6540		mg/kg	E		Historical		NA	NA		NA	NA		NA	NA
METALS	ISM01.3	Calcium, Total	CA	YPSS15	10/21/2011 0:00	0	0	10600		mg/kg	E		Historical		NA	NA		NA	NA		NA	NA

TABLE 3-6A. SURFACE SOIL POINT-BY-POINT CONSTITUENT OF CONCERN (COC) SCREEN
WYOMING DEPARTMENT OF ENVIRONMENTAL QUALITY, LARAMIE FORMER YTTRIUM PLANT, LARAMIE, WYOMING

CATEGORY	METHOD	ANALYTE	TRI-CAS	SAMPLE_ID	DATE TIME SAMPLED	SAMPLE START DEPTH	SAMPLE END DEPTH	DETECTED RESULTS	NON-DETECTED (METHOD DETECTION LIMIT (MDL))	UNITS	LAB QUALIFIER	DATA VALIDATION REVIEWER QUALIFIER	LABORATORY DATA SET NUMBER	MIGRATION TO GROUNDWATER - FACT SHEET #12 (mg/kg)	IS DETECT VALUE > SCREENING LEVEL	IS MDL > SCREENING LEVEL	RESIDENTIAL SOIL SCREENING VALUES - FACT SHEET #12 (mg/kg)	IS DETECT VALUE > SCREENING LEVEL	IS MDL > SCREENING LEVEL	INDUSTRIAL SCREENING VALUES - EPA RSL (mg/kg)	IS DETECT VALUE > SCREENING LEVEL	IS MDL > SCREENING LEVEL
METALS	ISM01.3	Calcium, Total	CA	YPSS16	10/21/2011 0:00	0	0	11100		mg/kg	E		Historical		NA	NA		NA	NA		NA	NA
METALS	ISM01.3	Calcium, Total	CA	YPSS18	10/21/2011 0:00	0	0	6580		mg/kg	E		Historical		NA	NA		NA	NA		NA	NA
METALS	ISM01.3	Calcium, Total	CA	YPSS19	10/21/2011 0:00	0	0	5310		mg/kg	E		Historical		NA	NA		NA	NA		NA	NA
METALS	SW6020	Cadmium, Total	CD	LYMW09 (1-2 ft)	1/15/2014 15:00	1	2	0.17		mg/kg			280-51290-1	0.3765	NO	ALL DETECT	70	NO	ALL DETECT	80	NO	ALL DETECT
METALS	SW6020	Cadmium, Total	CD	LYMW10 (1-2 ft)	1/15/2014 11:00	1	2	1.2		mg/kg			280-51290-1	0.3765	YES	ALL DETECT	70	NO	ALL DETECT	80	NO	ALL DETECT
METALS	SW6020	Cadmium, Total	CD	LYMW11 (1-2 ft)	1/15/2014 10:00	1	2	0.57		mg/kg			280-51290-1	0.3765	YES	ALL DETECT	70	NO	ALL DETECT	80	NO	ALL DETECT
METALS	SW6020	Cadmium, Total	CD	LYMW12 (1-2 ft)	1/15/2014 16:00	1	2	0.16		mg/kg			280-51290-1	0.3765	NO	ALL DETECT	70	NO	ALL DETECT	80	NO	ALL DETECT
METALS	SW6020	Cadmium, Total	CD	LYMW13 (1-2 ft)	1/15/2014 9:00	1	2	0.25		mg/kg			280-51290-1	0.3765	NO	ALL DETECT	70	NO	ALL DETECT	80	NO	ALL DETECT
METALS	SW6020	Cadmium, Total	CD	LYMW14 (1-2 ft)	1/15/2014 13:00	1	2	0.54		mg/kg			280-51290-1	0.3765	YES	ALL DETECT	70	NO	ALL DETECT	80	NO	ALL DETECT
METALS	6010B	Cadmium, Total	CD	LYSOAA01	6/4/2012 0:00	0	0	1.9		mg/kg			Historical	0.3765	YES	ALL DETECT	70	NO	ALL DETECT	80	NO	ALL DETECT
METALS	6010B	Cadmium, Total	CD	LYSOAA01D	6/4/2012 0:00	0	0	2		mg/kg			Historical	0.3765	YES	ALL DETECT	70	NO	ALL DETECT	80	NO	ALL DETECT
METALS	6010B	Cadmium, Total	CD	LYSOAA02	6/4/2012 0:00	0	0	3.1		mg/kg			Historical	0.3765	YES	ALL DETECT	70	NO	ALL DETECT	80	NO	ALL DETECT
METALS	6010B	Cadmium, Total	CD	LYSOAA03	6/4/2012 0:00	0	0	4.6		mg/kg			Historical	0.3765	YES	ALL DETECT	70	NO	ALL DETECT	80	NO	ALL DETECT
METALS	6010B	Cadmium, Total	CD	LYSOAA05	6/4/2012 0:00	0	0	23.8		mg/kg			Historical	0.3765	YES	ALL DETECT	70	NO	ALL DETECT	80	NO	ALL DETECT
METALS	6010B	Cadmium, Total	CD	LYSOAB01	6/4/2012 0:00	0	0	4.8		mg/kg			Historical	0.3765	YES	ALL DETECT	70	NO	ALL DETECT	80	NO	ALL DETECT
METALS	6010B	Cadmium, Total	CD	LYSOAB02	6/4/2012 0:00	0	0	2.9		mg/kg			Historical	0.3765	YES	ALL DETECT	70	NO	ALL DETECT	80	NO	ALL DETECT
METALS	6010B	Cadmium, Total	CD	LYSOAB03	6/4/2012 0:00	0	0	3.5		mg/kg			Historical	0.3765	YES	ALL DETECT	70	NO	ALL DETECT	80	NO	ALL DETECT
METALS	6010B	Cadmium, Total	CD	LYSOAC03	6/4/2012 0:00	0	0	2.5		mg/kg			Historical	0.3765	YES	ALL DETECT	70	NO	ALL DETECT	80	NO	ALL DETECT
METALS	6010B	Cadmium, Total	CD	LYSOAD02	6/4/2012 0:00	0	0	3.4		mg/kg			Historical	0.3765	YES	ALL DETECT	70	NO	ALL DETECT	80	NO	ALL DETECT
METALS	6010B	Cadmium, Total	CD	LYSOAD03	6/4/2012 0:00	0	0	2.1		mg/kg			Historical	0.3765	YES	ALL DETECT	70	NO	ALL DETECT	80	NO	ALL DETECT
METALS	6010B	Cadmium, Total	CD	LYSOAE02	6/4/2012 0:00	0	0	0.68		mg/kg			Historical	0.3765	YES	ALL DETECT	70	NO	ALL DETECT	80	NO	ALL DETECT
METALS	6010B	Cadmium, Total	CD	LYSOAE03	6/4/2012 0:00	0	0	3.1		mg/kg			Historical	0.3765	YES	ALL DETECT	70	NO	ALL DETECT	80	NO	ALL DETECT
METALS	6010B	Cadmium, Total	CD	LYSOAE05	6/4/2012 0:00	0	0	1.2		mg/kg			Historical	0.3765	YES	ALL DETECT	70	NO	ALL DETECT	80	NO	ALL DETECT
METALS	6010B	Cadmium, Total	CD	LYSSB0303	6/4/2012 0:00	0	0	0.49		mg/kg			Historical	0.3765	YES	ALL DETECT	70	NO	ALL DETECT	80	NO	ALL DETECT
METALS	6010B	Cadmium, Total	CD	LYSSC0101	6/4/2012 0:00	0	0	0.64		mg/kg			Historical	0.3765	YES	ALL DETECT	70	NO	ALL DETECT	80	NO	ALL DETECT
METALS	ISM01.3	Cadmium, Total	CD	YPDS0111	10/21/2011 0:00	0	0	0.25		mg/kg	J,N		Historical	0.3765	NO	ALL DETECT	70	NO	ALL DETECT	80	NO	ALL DETECT
METALS	ISM01.3	Cadmium, Total	CD	YPDS0210	10/21/2011 0:00	0	0	0.29		mg/kg	J,N		Historical	0.3765	NO	ALL DETECT	70	NO	ALL DETECT	80	NO	ALL DETECT
METALS	ISM01.3	Cadmium, Total	CD	YPDS0312	10/21/2011 0:00	0	0	0.15		mg/kg	J,N		Historical	0.3765	NO	ALL DETECT	70	NO	ALL DETECT	80	NO	ALL DETECT
METALS	ISM01.3	Cadmium, Total	CD	YPDS0410	10/21/2011 0:00	0	0	0.037		mg/kg	J,N		Historical	0.3765	NO	ALL DETECT	70	NO	ALL DETECT	80	NO	ALL DETECT
METALS	ISM01.3	Cadmium, Total	CD	YPDS0509	10/21/2011 0:00	0	0	0.23		mg/kg	J,N		Historical	0.3765	NO	ALL DETECT	70	NO	ALL DETECT	80	NO	ALL DETECT
METALS	ISM01.3	Cadmium, Total	CD	YPDS0612	10/21/2011 0:00	0	0	0.036		mg/kg	J,N		Historical	0.3765	NO	ALL DETECT	70	NO	ALL DETECT	80	NO	ALL DETECT
METALS	ISM01.3	Cadmium, Total	CD	YPDS0714	10/21/2011 0:00	0	0	0.12		mg/kg	J,N		Historical	0.3765	NO	ALL DETECT	70	NO	ALL DETECT	80	NO	ALL DETECT
METALS	ISM01.3	Cadmium, Total	CD	YPDS0812	10/21/2011 0:00	0	0	0.036		mg/kg	J,N		Historical	0.3765	NO	ALL DETECT	70	NO	ALL DETECT	80	NO	ALL DETECT
METALS	ISM01.3	Cadmium, Total	CD	YPDS0912	10/21/2011 0:00	0	0	0.057		mg/kg	J,N		Historical	0.3765	NO	ALL DETECT	70	NO	ALL DETECT	80	NO	ALL DETECT
METALS	ISM01.3	Cadmium, Total	CD	YPDS1012	10/21/2011 0:00	0	0	0.022		mg/kg	J,N		Historical	0.3765	NO	ALL DETECT	70	NO	ALL DETECT	80	NO	ALL DETECT
METALS	ISM01.3	Cadmium, Total	CD	YPDS1111	10/21/2011 0:00	0	0	0.19		mg/kg	J,N		Historical	0.3765	NO	ALL DETECT	70	NO	ALL DETECT	80	NO	ALL DETECT
METALS	ISM01.3	Cadmium, Total	CD	YPDS1212	10/21/2011 0:00	0	0	0.067		mg/kg	J,N		Historical	0.3765	NO	ALL DETECT	70	NO	ALL DETECT	80	NO	ALL DETECT
METALS	ISM01.3	Cadmium, Total	CD	YPDS1312	10/21/2011 0:00	0	0	0.045		mg/kg	J,N		Historical	0.3765	NO	ALL DETECT	70	NO	ALL DETECT	80	NO	ALL DETECT
METALS	ISM01.3	Cadmium, Total	CD	YPDS1408	10/21/2011 0:00	0	0	0.029		mg/kg	J,N		Historical	0.3765	NO	ALL DETECT	70	NO	ALL DETECT	80	NO	ALL DETECT
METALS	ISM01.3	Cadmium, Total	CD	YPDS1512	10/21/2011 0:00	0	0	0.44		mg/kg	J,N		Historical	0.3765	YES	ALL DETECT	70	NO	ALL DETECT	80	NO	ALL DETECT
METALS	ISM01.3	Cadmium, Total	CD	YPDS1612	10/21/2011 0:00	0	0	0.044		mg/kg	J,N		Historical	0.3765	NO	ALL DETECT	70	NO	ALL DETECT	80	NO	ALL DETECT
METALS	ISM01.3	Cadmium, Total	CD	YPSS01	10/21/2011 0:00	0	0	0.23		mg/kg	J, N		Historical	0.3765	NO	ALL DETECT	70	NO	ALL DETECT	80	NO	ALL DETECT
METALS	ISM01.3	Cadmium, Total	CD	YPSS02	10/21/2011 0:00	0	0	0.6		mg/kg	N		Historical	0.3765	YES	ALL DETECT	70	NO	ALL DETECT	80	NO	ALL DETECT
METALS	ISM01.3	Cadmium, Total	CD	YPSS03	10/21/2011 0:00	0	0	1.1		mg/kg	N		Historical	0.3765	YES	ALL DETECT	70	NO	ALL DETECT	80	NO	ALL DETECT
METALS	ISM01.3	Cadmium, Total	CD	YPSS04	10/21/2011 0:00	0	0	0.25		mg/kg	J, E		Historical	0.3765	NO	ALL DETECT	70	NO	ALL DETECT	80	NO	ALL DETECT
METALS	ISM01.3	Cadmium, Total	CD	YPSS05	10/21/2011 0:00	0	0	0.34		mg/kg	J,E		Historical	0.3765	NO	ALL DETECT	70	NO	ALL DETECT	80	NO	ALL DETECT
METALS	ISM01.3	Cadmium, Total	CD	YPSS06	10/21/2011 0:00	0	0	0.18		mg/kg	J,E		Historical	0.3765	NO	ALL DETECT	70	NO	ALL DETECT	80	NO	ALL DETECT
METALS	ISM01.3	Cadmium, Total	CD	YPSS07	10/21/2011 0:00	0	0	0.25		mg/kg	J,E		Historical	0.3765	NO	ALL DETECT	70	NO	ALL DETECT	80	NO	ALL DETECT
METALS	ISM01.3	Cadmium, Total	CD	YPSS08	10/21/2011 0:00	0	0	0.67		mg/kg	E		Historical	0.3765	YES	ALL DETECT	70	NO	ALL DETECT	80	NO	ALL DETECT
METALS	ISM01.3	Cadmium, Total	CD	YPSS09	10/21/2011 0:00	0	0	0.76		mg/kg	E		Historical	0.3765	YES	ALL DETECT	70	NO	ALL DETECT	80	NO	ALL DETECT
METALS	ISM01.3	Cadmium, Total	CD	YPSS10	10/21/2011 0:00	0	0	0.53		mg/kg	J,E		Historical	0.3765	YES	ALL DETECT	70	NO	ALL DETECT	80	NO	ALL DETECT
METALS	ISM01.3	Cadmium, Total	CD	YPSS11	10/21/2011 0:00	0	0	0.62		mg/kg	E		Historical	0.3765	YES	ALL DETECT	70	NO	ALL DETECT	80	NO	ALL DETECT
METALS	ISM01.3	Cadmium, Total	CD	YPSS12	10/21/2011 0:00	0	0	0.16		mg/kg	J,E		Historical	0.3765	NO	ALL DETECT	70	NO	ALL DETECT	80	NO	ALL DETECT
METALS	ISM01.3	Cadmium, Total	CD	YPSS13	10/21/2011 0:00	0	0	0.19		mg/kg	J,E		Historical	0.3765	NO	ALL DETECT	70	NO	ALL DETECT	80	NO	ALL DETECT
METALS	ISM01.3	Cadmium, Total	CD	YPSS14	10/21/2011 0:00	0	0	0.29		mg/kg	J,E		Historical	0.3765	NO	ALL DETECT	70	NO	ALL DETECT	80	NO	ALL DETECT
METALS	ISM01.3	Cadmium, Total	CD	YPSS15	10/21/2011 0:00	0	0	1		mg/kg	E		Historical	0.3765	YES	ALL DETECT	70	NO	ALL DETECT	80	NO	ALL DETECT
METALS	ISM01.3	Cadmium, Total	CD	YPSS16	10/21/2011 0:00	0	0	0.49		mg/kg	J,E		Historical	0.3765	YES	ALL DETECT	70	NO	ALL DETECT	80	NO	ALL DETECT
METALS	ISM01.3	Cadmium, Total	CD	YPSS18	10/21/2011 0:00	0	0	1.5		mg/kg	E		Historical	0.3765	YES	ALL DETECT	70	NO	ALL DETECT	80	NO	ALL DETECT
METALS	ISM01.3	Cadmium, Total	CD	YPSS19	10/21/2011 0:00	0	0	1.2		mg/kg	E		Historical	0.3765	YES	ALL DETECT	70	NO	ALL DETECT	80	NO	ALL DETECT
GENERAL	SW 9056_28D	Chloride	CHLORIDE	LYMW09 (1-2 ft)	1/15/2014 15:00	1	2	97		mg/kg		J	280-51290-1		NA	NA		NA	NA		NA	NA
GENERAL	SW 9056_28D	Chloride	CHLORIDE	LYMW10 (1-2 ft)	1/15/2014 11:00	1	2	5.6		mg/kg	J	J	280-51290-1		NA	NA		NA	NA		NA	NA
GENERAL	SW 9056_28D	Chloride	CHLORIDE	LYMW11 (1-2 ft)	1/15/2014 10:00	1	2	7.7		mg/kg	J	J	280-51290-1		NA	NA		NA	NA		NA	NA
GENERAL	SW 9056_28D	Chloride	CHLORIDE	LYMW12 (1-2 ft)	1/15/2014 16:00	1	2	5.2		mg/kg	J	J	280-51290-1		NA	NA		NA	NA		NA	NA
GENERAL	SW 9056_28D	Chloride	CHLORIDE	LYMW13 (1-2 ft)	1/15/2014 9:00	1	2	8.2		mg/kg	J	J	280-51290-1		NA	NA		NA	NA		NA	NA
GENERAL	SW 9056_28D	Chloride	CHLORIDE	LYMW14 (1-2 ft)	1/15/2014 13:00	1	2	78		mg/kg		J	280-51290-1		NA	NA		NA	NA		NA	NA
METALS	SW6020	Cobalt, Total	CO	LYMW09 (1-2 ft)	1/15/2014 15:00	1	2	3.6		mg/kg			280-51290-1	0.453	YES	ALL DETECT	23	NO	ALL DETECT	30	NO	ALL DETECT
METALS	SW6020	Cobalt, Total	CO	LYMW10 (1-2 ft)	1/15/2014 11:00	1	2	3.7		mg/kg			280-51290-1	0.453	YES	ALL DETECT	23	NO	ALL DETECT	30	NO	ALL DETECT
METALS	SW6020	Cobalt, Total	CO	LYMW11 (1-2 ft)	1/15/2014 10:00	1	2	4.6		mg/kg			280-51290-1	0.453	YES	ALL DETECT	23	NO	ALL DETECT	30	NO	ALL DETECT
METALS	SW6020	Cobalt, Total	CO	LYMW12 (1-2 ft)	1/15/2014 16:00	1	2	5		mg/kg			280-51290-1	0.453	YES	ALL DETECT	23	NO	ALL DETECT	30	NO	ALL DETECT
METALS	SW6020	Cobalt, Total	CO	LYMW13 (1-2 ft)	1/15/2014 9:00	1	2	4.2		mg/kg			280-51290-1	0.453	YES	ALL DETECT	23	NO	ALL DETECT	30	NO	ALL DETECT
METALS	SW6020	Cobalt, Total	CO	LYMW14 (1-2 ft)	1/15/2014 13:00	1	2	5.7		mg/kg			280-51290-1	0.453	YES	ALL DETECT	23	NO	ALL DETECT	30	NO	ALL DETECT
METALS	6010B	Cobalt, Total	CO	LYSOAA01	6/4/2012 0:00	0	0	5.2		mg/kg			Historical	0.453	YES	ALL DETECT	23	NO	ALL DETECT	30	NO	ALL DETECT
METALS	6010B	Cobalt, Total	CO	LYSOAA01D	6/4/2012 0:00	0	0	5.2		mg/kg			Historical	0.453	YES	ALL DETECT	23	NO	ALL DETECT	30	NO	ALL DETECT
METALS	6010B	Cobalt, Total	CO	LYSOAA02	6/4/2012 0:00	0	0	5.8		mg/kg			Historical	0.453	YES	ALL DETECT	23	NO	ALL DETECT	30	NO	ALL DETECT
METALS	6010B	Cobalt, Total	CO	LYSOAA03	6/4/2012 0:00	0	0	5.4		mg/kg			Historical	0.453	YES	ALL DETECT	23	NO	ALL DETECT	30	NO	ALL DETECT
METALS	6010B	Cobalt, Total	CO	LYSOAA05	6/4/2012 0:00	0	0	7.9		mg/kg			Historical	0.453	YES	ALL DETECT	23	NO	ALL DETECT	30	NO	ALL DETECT
METALS	6010B	Cobalt, Total	CO	LYSOAB01	6/4/2012 0:00	0	0	6.2		mg/kg			Historical	0.453	YES	ALL DETECT	23	NO	ALL DETECT	30	NO	ALL DETECT
METALS	6010B	Cobalt, Total	CO	LYSOAB02	6/4/2012 0:00	0	0	6.1		mg/kg			Historical	0.453	YES	ALL DETECT	23	NO	ALL DETECT	30	NO	ALL DETECT
METALS	6010B	Cobalt, Total	CO	LYSOAB03	6/4/2012 0:00	0	0	6.6		mg/kg			Historical	0.453	YES	ALL DETECT	23	NO	ALL DETECT	30	NO	ALL DETECT
METALS	6010B	Cobalt, Total	CO	LYSOAC03	6/4/2012 0:00	0	0	6.5		mg/kg			Historical	0.453	YES	ALL DETECT	23	NO	ALL DETECT	30	NO	ALL DETECT
METALS	6010B	Cobalt, Total	CO	LYSOAD02	6/4/2012 0:00	0	0	19		mg/kg			Historical	0.453	YES	ALL DETECT	23	NO	ALL DETECT	30	NO	ALL DETECT
METALS	6010B	Cobalt, Total	CO	LYSOAD03	6/4/2012 0:00	0	0	6.6		mg/kg			Historical	0.453	YES	ALL DETECT	23	NO	ALL DETECT	30	NO	ALL DETECT
METALS	6010B	Cobalt, Total	CO	LYSOAE02	6/4/2012 0:00	0	0	6.8		mg/kg			Historical	0.453	YES	ALL DETECT	23	NO	ALL DETECT	30	NO	ALL DETECT
METALS	6010B	Cobalt, Total	CO	LYSOAE03	6/4/2012 0:00	0	0	11.8		mg/kg			Historical	0.453	YES	ALL DETECT	23	NO	ALL DETECT	30	NO	ALL DETECT
METALS	6010B	Cobalt, Total	CO	LYSOAE05	6/4/2012 0:00	0	0	7		mg/kg			Historical	0.453	YES	ALL DETECT	23	NO	ALL DETECT	30	NO	ALL DETECT
METALS	6010B	Cobalt, Total	CO	LYSSB0303	6/4/2012 0:00	0	0	5.9		mg/kg			Historical	0.453	YES	ALL DETECT	23	NO	ALL DETECT	30	NO	ALL DETECT
METALS	6010B	Cobalt, Total	CO	LYSSC0101	6/4/2012 0:00	0	0	4.7		mg/kg			Historical	0.453	YES	ALL DETECT	23	NO	ALL DETECT	30	NO	ALL DETECT
METALS	ISM01.3	Cobalt, Total	CO	YPDS0111	10/21/2011 0:00	0	0	11.9		mg/kg			Historical	0.453	YES	ALL DETECT	23	NO	ALL DETECT	30	NO	ALL DETECT
METALS	ISM01.3	Cobalt, Total	CO	YPDS0210	10/21/2011 0:00	0	0	10.5		mg/kg			Historical	0.453	YES	ALL DETECT	23	NO	ALL DETECT	30	NO	ALL DETECT
METALS	ISM01.3	Cobalt, Total	CO	YPDS0312	10/21/2011 0:00	0	0	5		mg/kg	J		Historical	0.453	YES	ALL DETECT	23	NO	ALL DETECT	30	NO	ALL DETECT
METALS	ISM01.3	Cobalt, Total	CO	YPDS0410	10/21/2011 0:00	0	0	1.8		mg/kg	J		Historical	0.453	YES	ALL DETECT	23	NO	ALL DETECT	30	NO	ALL DETECT
METALS	ISM01.3	Cobalt, Total	CO	YPDS0509	10/21/2011 0:00	0	0	7.5		mg/kg			Historical	0.453	YES	ALL DETECT	23	NO	ALL DETECT	30	NO	ALL DETECT
METALS	ISM01.3	Cobalt, Total	CO	YPDS0612	10/21/2011 0:00	0	0	1.7		mg/kg	J		Historical	0.453	YES	ALL DETECT	23	NO	ALL DETECT	30	NO	ALL DETECT
METALS	ISM01.3	Cobalt, Total	CO	YPDS0714	10/21/2011 0:00	0	0	5.3		mg/kg	J		Historical	0.453	YES	ALL DETECT	23	NO	ALL DETECT	30	NO	ALL DETECT
METALS	ISM01.3	Cobalt, Total	CO	YPDS0812	10/21/2011 0:00	0	0	1.9		mg/kg	J		Historical	0.453	YES	ALL DETECT	23	NO	ALL DETECT	30	NO	ALL DETECT
METALS	ISM01.3	Cobalt, Total	CO	YPDS0912	10/21/2011 0:00	0	0	2.1		mg/kg	J		Historical	0.453	YES	ALL DETECT	23	NO	ALL DETECT	30	NO	ALL DETECT
METALS	ISM01.3	Cobalt, Total	CO	YPDS1012	10/21/2011 0:00	0	0	1.7		mg/kg	J		Historical	0.453	YES	ALL DETECT	23	NO	ALL DETECT	30	NO	ALL DETECT
METALS	ISM01.3	Cobalt, Total	CO	YPDS1111	10/21/2011 0:00	0	0	3.5		mg/kg	J		Historical	0.453	YES	ALL DETECT	23	NO	ALL DETECT	30	NO	ALL DETECT
METALS	ISM01.3	Cobalt, Total	CO	YPDS1212	10/21/2011 0:00	0	0	3.9		mg/kg	J		Historical	0.453	YES	ALL DETECT	23	NO	ALL DETECT	30	NO	ALL DETECT
METALS	ISM01.3	Cobalt, Total	CO	YPDS1312	10/21/2011 0:00	0	0	1.4		mg/kg	J		Historical	0.453	YES	ALL DETECT	23	NO	ALL DETECT	30	NO	ALL DETECT

TABLE 3-6A. SURFACE SOIL POINT-BY-POINT CONSTITUENT OF CONCERN (COC) SCREEN
WYOMING DEPARTMENT OF ENVIRONMENTAL QUALITY, LARAMIE FORMER YTTRIUM PLANT, LARAMIE, WYOMING

CATEGORY	METHOD	ANALYTE	TRI-CAS	SAMPLE_ID	DATE TIME SAMPLED	SAMPLE START DEPTH	SAMPLE END DEPTH	DETECTED RESULTS	NON-DETECTED (METHOD DETECTION LIMIT (MDL))	UNITS	LAB QUALIFIER	DATA VALIDATION REVIEWER QUALIFIER	LABORATORY DATA SET NUMBER	MIGRATION TO GROUNDWATER - FACT SHEET #12 (mg/kg)	IS DETECT VALUE > SCREENING LEVEL	IS MDL > SCREENING LEVEL	RESIDENTIAL SOIL SCREENING VALUES - FACT SHEET #12 (mg/kg)	IS DETECT VALUE > SCREENING LEVEL	IS MDL > SCREENING LEVEL	INDUSTRIAL SCREENING VALUES - EPA RSL (mg/kg)	IS DETECT VALUE > SCREENING LEVEL	IS MDL > SCREENING LEVEL
METALS	ISM01.3	Cobalt, Total	CO	YPDS1408	10/21/2011 0:00	0	0	1.6		mg/kg	J		Historical	0.453	YES	ALL DETECT	23	NO	ALL DETECT	30	NO	ALL DETECT
METALS	ISM01.3	Cobalt, Total	CO	YPDS1512	10/21/2011 0:00	0	0	11.7		mg/kg			Historical	0.453	YES	ALL DETECT	23	NO	ALL DETECT	30	NO	ALL DETECT
METALS	ISM01.3	Cobalt, Total	CO	YPDS1612	10/21/2011 0:00	0	0	1.9		mg/kg	J		Historical	0.453	YES	ALL DETECT	23	NO	ALL DETECT	30	NO	ALL DETECT
METALS	ISM01.3	Cobalt, Total	CO	YPSS01	10/21/2011 0:00	0	0	2.2		mg/kg	J		Historical	0.453	YES	ALL DETECT	23	NO	ALL DETECT	30	NO	ALL DETECT
METALS	ISM01.3	Cobalt, Total	CO	YPSS02	10/21/2011 0:00	0	0	4.1		mg/kg	J		Historical	0.453	YES	ALL DETECT	23	NO	ALL DETECT	30	NO	ALL DETECT
METALS	ISM01.3	Cobalt, Total	CO	YPSS03	10/21/2011 0:00	0	0	3.2		mg/kg	J		Historical	0.453	YES	ALL DETECT	23	NO	ALL DETECT	30	NO	ALL DETECT
METALS	ISM01.3	Cobalt, Total	CO	YPSS04	10/21/2011 0:00	0	0	5.6		mg/kg			Historical	0.453	YES	ALL DETECT	23	NO	ALL DETECT	30	NO	ALL DETECT
METALS	ISM01.3	Cobalt, Total	CO	YPSS05	10/21/2011 0:00	0	0	4.9		mg/kg	J		Historical	0.453	YES	ALL DETECT	23	NO	ALL DETECT	30	NO	ALL DETECT
METALS	ISM01.3	Cobalt, Total	CO	YPSS06	10/21/2011 0:00	0	0	4.6		mg/kg	J		Historical	0.453	YES	ALL DETECT	23	NO	ALL DETECT	30	NO	ALL DETECT
METALS	ISM01.3	Cobalt, Total	CO	YPSS07	10/21/2011 0:00	0	0	4.3		mg/kg	J		Historical	0.453	YES	ALL DETECT	23	NO	ALL DETECT	30	NO	ALL DETECT
METALS	ISM01.3	Cobalt, Total	CO	YPSS08	10/21/2011 0:00	0	0	5.5		mg/kg	J		Historical	0.453	YES	ALL DETECT	23	NO	ALL DETECT	30	NO	ALL DETECT
METALS	ISM01.3	Cobalt, Total	CO	YPSS09	10/21/2011 0:00	0	0	4.2		mg/kg	J		Historical	0.453	YES	ALL DETECT	23	NO	ALL DETECT	30	NO	ALL DETECT
METALS	ISM01.3	Cobalt, Total	CO	YPSS10	10/21/2011 0:00	0	0	3.7		mg/kg	J		Historical	0.453	YES	ALL DETECT	23	NO	ALL DETECT	30	NO	ALL DETECT
METALS	ISM01.3	Cobalt, Total	CO	YPSS11	10/21/2011 0:00	0	0	3.6		mg/kg	J		Historical	0.453	YES	ALL DETECT	23	NO	ALL DETECT	30	NO	ALL DETECT
METALS	ISM01.3	Cobalt, Total	CO	YPSS12	10/21/2011 0:00	0	0	4.3		mg/kg	J		Historical	0.453	YES	ALL DETECT	23	NO	ALL DETECT	30	NO	ALL DETECT
METALS	ISM01.3	Cobalt, Total	CO	YPSS13	10/21/2011 0:00	0	0	4.6		mg/kg	J		Historical	0.453	YES	ALL DETECT	23	NO	ALL DETECT	30	NO	ALL DETECT
METALS	ISM01.3	Cobalt, Total	CO	YPSS14	10/21/2011 0:00	0	0	2.6		mg/kg	J		Historical	0.453	YES	ALL DETECT	23	NO	ALL DETECT	30	NO	ALL DETECT
METALS	ISM01.3	Cobalt, Total	CO	YPSS15	10/21/2011 0:00	0	0	4.6		mg/kg	J		Historical	0.453	YES	ALL DETECT	23	NO	ALL DETECT	30	NO	ALL DETECT
METALS	ISM01.3	Cobalt, Total	CO	YPSS16	10/21/2011 0:00	0	0	4.3		mg/kg	J		Historical	0.453	YES	ALL DETECT	23	NO	ALL DETECT	30	NO	ALL DETECT
METALS	ISM01.3	Cobalt, Total	CO	YPSS18	10/21/2011 0:00	0	0	4.4		mg/kg	J		Historical	0.453	YES	ALL DETECT	23	NO	ALL DETECT	30	NO	ALL DETECT
METALS	ISM01.3	Cobalt, Total	CO	YPSS19	10/21/2011 0:00	0	0	6.6		mg/kg			Historical	0.453	YES	ALL DETECT	23	NO	ALL DETECT	30	NO	ALL DETECT
METALS	SW6020	Chromium, Total	CR	LYMW09 (1-2 ft)	1/15/2014 15:00	1	2	9.3		mg/kg		J	280-51290-1	180,000.03	NO	ALL DETECT	280	NO	ALL DETECT		NA	NA
METALS	SW6020	Chromium, Total	CR	LYMW10 (1-2 ft)	1/15/2014 11:00	1	2	18		mg/kg		J	280-51290-1	180,000.03	NO	ALL DETECT	280	NO	ALL DETECT		NA	NA
METALS	SW6020	Chromium, Total	CR	LYMW11 (1-2 ft)	1/15/2014 10:00	1	2	12		mg/kg		J	280-51290-1	180,000.03	NO	ALL DETECT	280	NO	ALL DETECT		NA	NA
METALS	SW6020	Chromium, Total	CR	LYMW12 (1-2 ft)	1/15/2014 16:00	1	2	8.8		mg/kg		J	280-51290-1	180,000.03	NO	ALL DETECT	280	NO	ALL DETECT		NA	NA
METALS	SW6020	Chromium, Total	CR	LYMW13 (1-2 ft)	1/15/2014 9:00	1	2	11		mg/kg		J	280-51290-1	180,000.03	NO	ALL DETECT	280	NO	ALL DETECT		NA	NA
METALS	SW6020	Chromium, Total	CR	LYMW14 (1-2 ft)	1/15/2014 13:00	1	2	17		mg/kg		J	280-51290-1	180,000.03	NO	ALL DETECT	280	NO	ALL DETECT		NA	NA
METALS	6010B	Chromium, Total	CR	LYSOAA01	6/4/2012 0:00	0	0	17.5		mg/kg			Historical	180,000.03	NO	ALL DETECT	280	NO	ALL DETECT		NA	NA
METALS	6010B	Chromium, Total	CR	LYSOAA01D	6/4/2012 0:00	0	0	17.5		mg/kg			Historical	180,000.03	NO	ALL DETECT	280	NO	ALL DETECT		NA	NA
METALS	6010B	Chromium, Total	CR	LYSOAA02	6/4/2012 0:00	0	0	20.2		mg/kg			Historical	180,000.03	NO	ALL DETECT	280	NO	ALL DETECT		NA	NA
METALS	6010B	Chromium, Total	CR	LYSOAA03	6/4/2012 0:00	0	0	22.9		mg/kg			Historical	180,000.03	NO	ALL DETECT	280	NO	ALL DETECT		NA	NA
METALS	6010B	Chromium, Total	CR	LYSOAA05	6/4/2012 0:00	0	0	64.2		mg/kg			Historical	180,000.03	NO	ALL DETECT	280	NO	ALL DETECT		NA	NA
METALS	6010B	Chromium, Total	CR	LYSOAB01	6/4/2012 0:00	0	0	28.6		mg/kg			Historical	180,000.03	NO	ALL DETECT	280	NO	ALL DETECT		NA	NA
METALS	6010B	Chromium, Total	CR	LYSOAB02	6/4/2012 0:00	0	0	21.2		mg/kg			Historical	180,000.03	NO	ALL DETECT	280	NO	ALL DETECT		NA	NA
METALS	6010B	Chromium, Total	CR	LYSOAB03	6/4/2012 0:00	0	0	27.4		mg/kg			Historical	180,000.03	NO	ALL DETECT	280	NO	ALL DETECT		NA	NA
METALS	6010B	Chromium, Total	CR	LYSOAC03	6/4/2012 0:00	0	0	21		mg/kg			Historical	180,000.03	NO	ALL DETECT	280	NO	ALL DETECT		NA	NA
METALS	6010B	Chromium, Total	CR	LYSOAD02	6/4/2012 0:00	0	0	26.8		mg/kg			Historical	180,000.03	NO	ALL DETECT	280	NO	ALL DETECT		NA	NA
METALS	6010B	Chromium, Total	CR	LYSOAD03	6/4/2012 0:00	0	0	22.9		mg/kg			Historical	180,000.03	NO	ALL DETECT	280	NO	ALL DETECT		NA	NA
METALS	6010B	Chromium, Total	CR	LYSOAE02	6/4/2012 0:00	0	0	21.8		mg/kg			Historical	180,000.03	NO	ALL DETECT	280	NO	ALL DETECT		NA	NA
METALS	6010B	Chromium, Total	CR	LYSOAE03	6/4/2012 0:00	0	0	24.3		mg/kg			Historical	180,000.03	NO	ALL DETECT	280	NO	ALL DETECT		NA	NA
METALS	6010B	Chromium, Total	CR	LYSOAE05	6/4/2012 0:00	0	0	21.9		mg/kg			Historical	180,000.03	NO	ALL DETECT	280	NO	ALL DETECT		NA	NA
METALS	6010B	Chromium, Total	CR	LYSSB0303	6/4/2012 0:00	0	0	15.6		mg/kg			Historical	180,000.03	NO	ALL DETECT	280	NO	ALL DETECT		NA	NA
METALS	6010B	Chromium, Total	CR	LYSSC0101	6/4/2012 0:00	0	0	12.5		mg/kg			Historical	180,000.03	NO	ALL DETECT	280	NO	ALL DETECT		NA	NA
METALS	ISM01.3	Chromium, Total	CR	YPDS0111	10/21/2011 0:00	0	0	22.7		mg/kg	N,E		Historical	180,000.03	NO	ALL DETECT	280	NO	ALL DETECT		NA	NA
METALS	ISM01.3	Chromium, Total	CR	YPDS0210	10/21/2011 0:00	0	0	19.5		mg/kg	N,E		Historical	180,000.03	NO	ALL DETECT	280	NO	ALL DETECT		NA	NA
METALS	ISM01.3	Chromium, Total	CR	YPDS0312	10/21/2011 0:00	0	0	5.8		mg/kg	N,E		Historical	180,000.03	NO	ALL DETECT	280	NO	ALL DETECT		NA	NA
METALS	ISM01.3	Chromium, Total	CR	YPDS0410	10/21/2011 0:00	0	0	1.8		mg/kg	N,E		Historical	180,000.03	NO	ALL DETECT	280	NO	ALL DETECT		NA	NA
METALS	ISM01.3	Chromium, Total	CR	YPDS0509	10/21/2011 0:00	0	0	24		mg/kg	N,E		Historical	180,000.03	NO	ALL DETECT	280	NO	ALL DETECT		NA	NA
METALS	ISM01.3	Chromium, Total	CR	YPDS0612	10/21/2011 0:00	0	0	4.8		mg/kg	N,E		Historical	180,000.03	NO	ALL DETECT	280	NO	ALL DETECT		NA	NA
METALS	ISM01.3	Chromium, Total	CR	YPDS0714	10/21/2011 0:00	0	0	12.8		mg/kg	N,E		Historical	180,000.03	NO	ALL DETECT	280	NO	ALL DETECT		NA	NA
METALS	ISM01.3	Chromium, Total	CR	YPDS0812	10/21/2011 0:00	0	0	3.1		mg/kg	N,E		Historical	180,000.03	NO	ALL DETECT	280	NO	ALL DETECT		NA	NA
METALS	ISM01.3	Chromium, Total	CR	YPDS0912	10/21/2011 0:00	0	0	3.1		mg/kg	N,E		Historical	180,000.03	NO	ALL DETECT	280	NO	ALL DETECT		NA	NA
METALS	ISM01.3	Chromium, Total	CR	YPDS1012	10/21/2011 0:00	0	0	2.6		mg/kg	N,E		Historical	180,000.03	NO	ALL DETECT	280	NO	ALL DETECT		NA	NA
METALS	ISM01.3	Chromium, Total	CR	YPDS1111	10/21/2011 0:00	0	0	11.2		mg/kg	N,E		Historical	180,000.03	NO	ALL DETECT	280	NO	ALL DETECT		NA	NA
METALS	ISM01.3	Chromium, Total	CR	YPDS1212	10/21/2011 0:00	0	0	5.4		mg/kg	N,E		Historical	180,000.03	NO	ALL DETECT	280	NO	ALL DETECT		NA	NA
METALS	ISM01.3	Chromium, Total	CR	YPDS1312	10/21/2011 0:00	0	0	1.7		mg/kg	N,E		Historical	180,000.03	NO	ALL DETECT	280	NO	ALL DETECT		NA	NA
METALS	ISM01.3	Chromium, Total	CR	YPDS1408	10/21/2011 0:00	0	0	3.5		mg/kg	N,E		Historical	180,000.03	NO	ALL DETECT	280	NO	ALL DETECT		NA	NA
METALS	ISM01.3	Chromium, Total	CR	YPDS1512	10/21/2011 0:00	0	0	21.2		mg/kg	N,E		Historical	180,000.03	NO	ALL DETECT	280	NO	ALL DETECT		NA	NA
METALS	ISM01.3	Chromium, Total	CR	YPDS1612	10/21/2011 0:00	0	0	2.4		mg/kg	N,E		Historical	180,000.03	NO	ALL DETECT	280	NO	ALL DETECT		NA	NA
METALS	ISM01.3	Chromium, Total	CR	YPSS01	10/21/2011 0:00	0	0	4.4		mg/kg	N, E		Historical	180,000.03	NO	ALL DETECT	280	NO	ALL DETECT		NA	NA
METALS	ISM01.3	Chromium, Total	CR	YPSS02	10/21/2011 0:00	0	0	11.9		mg/kg	N, E		Historical	180,000.03	NO	ALL DETECT	280	NO	ALL DETECT		NA	NA
METALS	ISM01.3	Chromium, Total	CR	YPSS03	10/21/2011 0:00	0	0	9.7		mg/kg	N, E		Historical	180,000.03	NO	ALL DETECT	280	NO	ALL DETECT		NA	NA
METALS	ISM01.3	Chromium, Total	CR	YPSS04	10/21/2011 0:00	0	0	12.6		mg/kg			Historical	180,000.03	NO	ALL DETECT	280	NO	ALL DETECT		NA	NA
METALS	ISM01.3	Chromium, Total	CR	YPSS05	10/21/2011 0:00	0	0	12.6		mg/kg			Historical	180,000.03	NO	ALL DETECT	280	NO	ALL DETECT		NA	NA
METALS	ISM01.3	Chromium, Total	CR	YPSS06	10/21/2011 0:00	0	0	9.6		mg/kg			Historical	180,000.03	NO	ALL DETECT	280	NO	ALL DETECT		NA	NA
METALS	ISM01.3	Chromium, Total	CR	YPSS07	10/21/2011 0:00	0	0	9.2		mg/kg			Historical	180,000.03	NO	ALL DETECT	280	NO	ALL DETECT		NA	NA
METALS	ISM01.3	Chromium, Total	CR	YPSS08	10/21/2011 0:00	0	0	15.2		mg/kg			Historical	180,000.03	NO	ALL DETECT	280	NO	ALL DETECT		NA	NA
METALS	ISM01.3	Chromium, Total	CR	YPSS09	10/21/2011 0:00	0	0	11.8		mg/kg			Historical	180,000.03	NO	ALL DETECT	280	NO	ALL DETECT		NA	NA
METALS	ISM01.3	Chromium, Total	CR	YPSS10	10/21/2011 0:00	0	0	9.9		mg/kg			Historical	180,000.03	NO	ALL DETECT	280	NO	ALL DETECT		NA	NA
METALS	ISM01.3	Chromium, Total	CR	YPSS11	10/21/2011 0:00	0	0	8.5		mg/kg			Historical	180,000.03	NO	ALL DETECT	280	NO	ALL DETECT		NA	NA
METALS	ISM01.3	Chromium, Total	CR	YPSS12	10/21/2011 0:00	0	0	5.4		mg/kg			Historical	180,000.03	NO	ALL DETECT	280	NO	ALL DETECT		NA	NA
METALS	ISM01.3	Chromium, Total	CR	YPSS13	10/21/2011 0:00	0	0	12.9		mg/kg			Historical	180,000.03	NO	ALL DETECT	280	NO	ALL DETECT		NA	NA
METALS	ISM01.3	Chromium, Total	CR	YPSS14	10/21/2011 0:00	0	0	5.2		mg/kg			Historical	180,000.03	NO	ALL DETECT	280	NO	ALL DETECT		NA	NA
METALS	ISM01.3	Chromium, Total	CR	YPSS15	10/21/2011 0:00	0	0	10.4		mg/kg			Historical	180,000.03	NO	ALL DETECT	280	NO	ALL DETECT		NA	NA
METALS	ISM01.3	Chromium, Total	CR	YPSS16	10/21/2011 0:00	0	0	10.6		mg/kg			Historical	180,000.03	NO	ALL DETECT	280	NO	ALL DETECT		NA	NA
METALS	ISM01.3	Chromium, Total	CR	YPSS18	10/21/2011 0:00	0	0	12.7		mg/kg			Historical	180,000.03	NO	ALL DETECT	280	NO	ALL DETECT		NA	NA
METALS	ISM01.3	Chromium, Total	CR	YPSS19	10/21/2011 0:00	0	0	19.8		mg/kg			Historical	180,000.03	NO	ALL DETECT	280	NO	ALL DETECT		NA	NA
METALS	SW6020	Copper, Total	CU	LYMW09 (1-2 ft)	1/15/2014 15:00	1	2	12		mg/kg		J	280-51290-1	45.89	NO	ALL DETECT	3,100	NO	ALL DETECT	4,100	NO	ALL DETECT
METALS	SW6020	Copper, Total	CU	LYMW10 (1-2 ft)	1/15/2014 11:00	1	2	25		mg/kg		J	280-51290-1	45.89	NO	ALL DETECT	3,100	NO	ALL DETECT	4,100	NO	ALL DETECT
METALS	SW6020	Copper, Total	CU	LYMW11 (1-2 ft)	1/15/2014 10:00	1	2	20		mg/kg		J	280-51290-1	45.89	NO	ALL DETECT	3,100	NO	ALL DETECT	4,100	NO	ALL DETECT
METALS	SW6020	Copper, Total	CU	LYMW12 (1-2 ft)	1/15/2014 16:00	1	2	6.3		mg/kg		J	280-51290-1	45.89	NO	ALL DETECT	3,100	NO	ALL DETECT	4,100	NO	ALL DETECT
METALS	SW6020	Copper, Total	CU	LYMW13 (1-2 ft)	1/15/2014 9:00	1	2	12		mg/kg		J	280-51290-1	45.89	NO	ALL DETECT	3,100	NO	ALL DETECT	4,100	NO	ALL DETECT
METALS	SW6020	Copper, Total	CU	LYMW14 (1-2 ft)	1/15/2014 13:00	1	2	17		mg/kg			280-51290-1	45.89	NO	ALL DETECT	3,100	NO	ALL DETECT	4,100	NO	ALL DETECT
METALS	6010B	Copper, Total	CU	LYSOAA01	6/4/2012 0:00	0	0	31.1		mg/kg			Historical	45.89	NO	ALL DETECT	3,100	NO	ALL DETECT	4,100	NO	ALL DETECT
METALS	6010B	Copper, Total	CU	LYSOAA01D	6/4/2012 0:00	0	0	31.6		mg/kg			Historical	45.89	NO	ALL DETECT	3,100	NO	ALL DETECT	4,100	NO	ALL DETECT
METALS	6010B	Copper, Total	CU	LYSOAA02	6/4/2012 0:00	0	0	50.4		mg/kg			Historical	45.89	YES	ALL DETECT	3,100	NO	ALL DETECT	4,100	NO	ALL DETECT
METALS	6010B	Copper, Total	CU	LYSOAA03	6/4/2012 0:00	0	0	66.2		mg/kg			Historical	45.89	YES	ALL DETECT	3,100	NO	ALL DETECT	4,100	NO	ALL DETECT
METALS	6010B	Copper, Total	CU	LYSOAA05	6/4/2012 0:00	0	0	54		mg/kg			Historical	45.89	YES	ALL DETECT	3,100	NO	ALL DETECT	4,100	NO	ALL DETECT
METALS	6010B	Copper, Total	CU	LYSOAB01	6/4/2012 0:00	0	0	42.5		mg/kg			Historical	45.89	NO	ALL DETECT	3,100	NO	ALL DETECT	4,100	NO	ALL DETECT
METALS	6010B	Copper, Total	CU	LYSOAB02	6/4/2012 0:00	0	0	59.7		mg/kg			Historical	45.89	YES	ALL DETECT	3,100	NO	ALL DETECT	4,100	NO	ALL DETECT
METALS	6010B	Copper, Total	CU	LYSOAB03	6/4/2012 0:00	0	0	101		mg/kg			Historical	45.89	YES	ALL DETECT	3,100	NO	ALL DETECT	4,100	NO	ALL DETECT
METALS	6010B	Copper, Total	CU	LYSOAC03	6/4/2012 0:00	0	0	61.6		mg/kg			Historical	45.89	YES	ALL DETECT	3,100	NO	ALL DETECT	4,100	NO	ALL DETECT
METALS	6010B	Copper, Total	CU	LYSOAD02	6/4/2012 0:00	0	0	92.3		mg/kg			Historical	45.89	YES	ALL DETECT	3,100	NO	ALL DETECT	4,100	NO	ALL DETECT
METALS	6010B	Copper, Total	CU	LYSOAD03	6/4/2012 0:00	0	0	85.7		mg/kg			Historical	45.89	YES	ALL DETECT	3,100	NO	ALL DETECT	4,100	NO	ALL DETECT
METALS	6010B	Copper, Total	CU	LYSOAE02	6/4/2012 0:00	0	0	73.5		mg/kg			Historical	45.89	YES	ALL DETECT	3,100	NO	ALL DETECT	4,100	NO	ALL DETECT
METALS	6010B	Copper, Total	CU	LYSOAE03	6/4/2012 0:00	0	0	58.8		mg/kg			Historical	45.89	YES	ALL DETECT	3,100	NO	ALL DETECT	4,100	NO	ALL DETECT
METALS	6010B	Copper, Total	CU	LYSOAE05	6/4/2012 0:00	0	0	39.9		mg/kg			Historical	45.89	NO	ALL DETECT	3,100	NO	ALL DETECT	4,100	NO	ALL DETECT
METALS	6010B	Copper, Total	CU	LYSSB0303	6/4/2012 0:00	0	0	12.8		mg/kg			Historical	45.89	NO	ALL DETECT	3,100	NO	ALL DETECT	4,100	NO	ALL DETECT
METALS	6010B	Copper, Total	CU	LYSSC0101	6/4/2012 0:00	0	0	24.6		mg/kg			Historical	45.89	NO	ALL DETECT	3,100	NO	ALL DETECT	4,100	NO	ALL DETECT
METALS	ISM01.3	Copper, Total	CU	YPDS0111	10/21/2011 0:00	0	0	12.8		mg/kg	N,E		Historical	45.89	NO	ALL DETECT	3,100	NO	ALL DETECT	4,100	NO	ALL DETECT

TABLE 3-6A. SURFACE SOIL POINT-BY-POINT CONSTITUENT OF CONCERN (COC) SCREEN
WYOMING DEPARTMENT OF ENVIRONMENTAL QUALITY, LARAMIE FORMER YTTRIUM PLANT, LARAMIE, WYOMING

CATEGORY	METHOD	ANALYTE	TRI-CAS	SAMPLE_ID	DATE TIME SAMPLED	SAMPLE START DEPTH	SAMPLE END DEPTH	DETECTED RESULTS	NON-DETECTED (METHOD DETECTION LIMIT (MDL))	UNITS	LAB QUALIFIER	DATA VALIDATION REVIEWER QUALIFIER	LABORATORY DATA SET NUMBER	MIGRATION TO GROUNDWATER - FACT SHEET #12 (mg/kg)	IS DETECT VALUE > SCREENING LEVEL	IS MDL > SCREENING LEVEL	RESIDENTIAL SOIL SCREENING VALUES - FACT SHEET #12 (mg/kg)	IS DETECT VALUE > SCREENING LEVEL	IS MDL > SCREENING LEVEL	INDUSTRIAL SCREENING VALUES - EPA RSL (mg/kg)	IS DETECT VALUE > SCREENING LEVEL	IS MDL > SCREENING LEVEL
METALS	ISM01.3	Copper, Total	CU	YPDS0210	10/21/2011 0:00	0	0	9.6		mg/kg	N,E		Historical	45.89	NO	ALL DETECT	3,100	NO	ALL DETECT	4,100	NO	ALL DETECT
METALS	ISM01.3	Copper, Total	CU	YPDS0312	10/21/2011 0:00	0	0	3.6		mg/kg	N,E		Historical	45.89	NO	ALL DETECT	3,100	NO	ALL DETECT	4,100	NO	ALL DETECT
METALS	ISM01.3	Copper, Total	CU	YPDS0410	10/21/2011 0:00	0	0	22.4		mg/kg	N,E		Historical	45.89	NO	ALL DETECT	3,100	NO	ALL DETECT	4,100	NO	ALL DETECT
METALS	ISM01.3	Copper, Total	CU	YPDS0509	10/21/2011 0:00	0	0	8.9		mg/kg	N,E		Historical	45.89	NO	ALL DETECT	3,100	NO	ALL DETECT	4,100	NO	ALL DETECT
METALS	ISM01.3	Copper, Total	CU	YPDS0612	10/21/2011 0:00	0	0	1.6		mg/kg	J,N,E		Historical	45.89	NO	ALL DETECT	3,100	NO	ALL DETECT	4,100	NO	ALL DETECT
METALS	ISM01.3	Copper, Total	CU	YPDS0714	10/21/2011 0:00	0	0	6.8		mg/kg	N,E		Historical	45.89	NO	ALL DETECT	3,100	NO	ALL DETECT	4,100	NO	ALL DETECT
METALS	ISM01.3	Copper, Total	CU	YPDS0812	10/21/2011 0:00	0	0	1.6		mg/kg	J,N,E		Historical	45.89	NO	ALL DETECT	3,100	NO	ALL DETECT	4,100	NO	ALL DETECT
METALS	ISM01.3	Copper, Total	CU	YPDS0912	10/21/2011 0:00	0	0	1.2		mg/kg	J,N,E		Historical	45.89	NO	ALL DETECT	3,100	NO	ALL DETECT	4,100	NO	ALL DETECT
METALS	ISM01.3	Copper, Total	CU	YPDS1012	10/21/2011 0:00	0	0	1.1		mg/kg	J,N,E		Historical	45.89	NO	ALL DETECT	3,100	NO	ALL DETECT	4,100	NO	ALL DETECT
METALS	ISM01.3	Copper, Total	CU	YPDS1111	10/21/2011 0:00	0	0	7.9		mg/kg	N,E		Historical	45.89	NO	ALL DETECT	3,100	NO	ALL DETECT	4,100	NO	ALL DETECT
METALS	ISM01.3	Copper, Total	CU	YPDS1212	10/21/2011 0:00	0	0	2.4		mg/kg	J,N,E		Historical	45.89	NO	ALL DETECT	3,100	NO	ALL DETECT	4,100	NO	ALL DETECT
METALS	ISM01.3	Copper, Total	CU	YPDS1312	10/21/2011 0:00	0	0	1.2		mg/kg	J,N,E		Historical	45.89	NO	ALL DETECT	3,100	NO	ALL DETECT	4,100	NO	ALL DETECT
METALS	ISM01.3	Copper, Total	CU	YPDS1408	10/21/2011 0:00	0	0	1.5		mg/kg	J,N,E		Historical	45.89	NO	ALL DETECT	3,100	NO	ALL DETECT	4,100	NO	ALL DETECT
METALS	ISM01.3	Copper, Total	CU	YPDS1512	10/21/2011 0:00	0	0	13.9		mg/kg	N,E		Historical	45.89	NO	ALL DETECT	3,100	NO	ALL DETECT	4,100	NO	ALL DETECT
METALS	ISM01.3	Copper, Total	CU	YPDS1612	10/21/2011 0:00	0	0	1.4		mg/kg	J,N,E		Historical	45.89	NO	ALL DETECT	3,100	NO	ALL DETECT	4,100	NO	ALL DETECT
METALS	ISM01.3	Copper, Total	CU	YPSS01	10/21/2011 0:00	0	0	85.7		mg/kg	N, E		Historical	45.89	YES	ALL DETECT	3,100	NO	ALL DETECT	4,100	NO	ALL DETECT
METALS	ISM01.3	Copper, Total	CU	YPSS02	10/21/2011 0:00	0	0	12		mg/kg	N, E		Historical	45.89	NO	ALL DETECT	3,100	NO	ALL DETECT	4,100	NO	ALL DETECT
METALS	ISM01.3	Copper, Total	CU	YPSS03	10/21/2011 0:00	0	0	18.6		mg/kg	N, E		Historical	45.89	NO	ALL DETECT	3,100	NO	ALL DETECT	4,100	NO	ALL DETECT
METALS	ISM01.3	Copper, Total	CU	YPSS04	10/21/2011 0:00	0	0	8.4		mg/kg	E		Historical	45.89	NO	ALL DETECT	3,100	NO	ALL DETECT	4,100	NO	ALL DETECT
METALS	ISM01.3	Copper, Total	CU	YPSS05	10/21/2011 0:00	0	0	9.2		mg/kg	*,E		Historical	45.89	NO	ALL DETECT	3,100	NO	ALL DETECT	4,100	NO	ALL DETECT
METALS	ISM01.3	Copper, Total	CU	YPSS06	10/21/2011 0:00	0	0	5.9		mg/kg	*,E		Historical	45.89	NO	ALL DETECT	3,100	NO	ALL DETECT	4,100	NO	ALL DETECT
METALS	ISM01.3	Copper, Total	CU	YPSS07	10/21/2011 0:00	0	0	8.1		mg/kg	*,E		Historical	45.89	NO	ALL DETECT	3,100	NO	ALL DETECT	4,100	NO	ALL DETECT
METALS	ISM01.3	Copper, Total	CU	YPSS08	10/21/2011 0:00	0	0	15.9		mg/kg	*,E		Historical	45.89	NO	ALL DETECT	3,100	NO	ALL DETECT	4,100	NO	ALL DETECT
METALS	ISM01.3	Copper, Total	CU	YPSS09	10/21/2011 0:00	0	0	29.1		mg/kg	*,E		Historical	45.89	NO	ALL DETECT	3,100	NO	ALL DETECT	4,100	NO	ALL DETECT
METALS	ISM01.3	Copper, Total	CU	YPSS10	10/21/2011 0:00	0	0	83.3		mg/kg	*,E		Historical	45.89	YES	ALL DETECT	3,100	NO	ALL DETECT	4,100	NO	ALL DETECT
METALS	ISM01.3	Copper, Total	CU	YPSS11	10/21/2011 0:00	0	0	35.5		mg/kg	*,E		Historical	45.89	NO	ALL DETECT	3,100	NO	ALL DETECT	4,100	NO	ALL DETECT
METALS	ISM01.3	Copper, Total	CU	YPSS12	10/21/2011 0:00	0	0	6.4		mg/kg	*,E		Historical	45.89	NO	ALL DETECT	3,100	NO	ALL DETECT	4,100	NO	ALL DETECT
METALS	ISM01.3	Copper, Total	CU	YPSS13	10/21/2011 0:00	0	0	19.1		mg/kg	*,E		Historical	45.89	NO	ALL DETECT	3,100	NO	ALL DETECT	4,100	NO	ALL DETECT
METALS	ISM01.3	Copper, Total	CU	YPSS14	10/21/2011 0:00	0	0	9.6		mg/kg	*,E		Historical	45.89	NO	ALL DETECT	3,100	NO	ALL DETECT	4,100	NO	ALL DETECT
METALS	ISM01.3	Copper, Total	CU	YPSS15	10/21/2011 0:00	0	0	19.3		mg/kg	*,E		Historical	45.89	NO	ALL DETECT	3,100	NO	ALL DETECT	4,100	NO	ALL DETECT
METALS	ISM01.3	Copper, Total	CU	YPSS16	10/21/2011 0:00	0	0	10.9		mg/kg	*,E		Historical	45.89	NO	ALL DETECT	3,100	NO	ALL DETECT	4,100	NO	ALL DETECT
METALS	ISM01.3	Copper, Total	CU	YPSS18	10/21/2011 0:00	0	0	24.8		mg/kg	*,E		Historical	45.89	NO	ALL DETECT	3,100	NO	ALL DETECT	4,100	NO	ALL DETECT
METALS	ISM01.3	Copper, Total	CU	YPSS19	10/21/2011 0:00	0	0	31.7		mg/kg	*,E		Historical	45.89	NO	ALL DETECT	3,100	NO	ALL DETECT	4,100	NO	ALL DETECT
GENERAL	20B	Calcium, Dissolved	DCA	LYMW09 (1-2 ft)	1/15/2014 15:00	1	2	570		mg/kg			280-51290-1		NA	NA		NA	NA		NA	NA
GENERAL	20B	Calcium, Dissolved	DCA	LYMW10 (1-2 ft)	1/15/2014 11:00	1	2	240		mg/kg			280-51290-1		NA	NA		NA	NA		NA	NA
GENERAL	20B	Calcium, Dissolved	DCA	LYMW11 (1-2 ft)	1/15/2014 10:00	1	2	580		mg/kg			280-51290-1		NA	NA		NA	NA		NA	NA
GENERAL	20B	Calcium, Dissolved	DCA	LYMW12 (1-2 ft)	1/15/2014 16:00	1	2	97		mg/kg			280-51290-1		NA	NA		NA	NA		NA	NA
GENERAL	20B	Calcium, Dissolved	DCA	LYMW13 (1-2 ft)	1/15/2014 9:00	1	2	480		mg/kg			280-51290-1		NA	NA		NA	NA		NA	NA
GENERAL	20B	Calcium, Dissolved	DCA	LYMW14 (1-2 ft)	1/15/2014 13:00	1	2	560		mg/kg			280-51290-1		NA	NA		NA	NA		NA	NA
GENERAL	20B	Magnesium, Dissolved	DMG	LYMW09 (1-2 ft)	1/15/2014 15:00	1	2	1200		mg/kg			280-51290-1		NA	NA		NA	NA		NA	NA
GENERAL	20B	Magnesium, Dissolved	DMG	LYMW10 (1-2 ft)	1/15/2014 11:00	1	2		0	mg/kg	U		280-51290-1		NA	NA		NA	NA		NA	NA
GENERAL	20B	Magnesium, Dissolved	DMG	LYMW11 (1-2 ft)	1/15/2014 10:00	1	2	170		mg/kg			280-51290-1		NA	NA		NA	NA		NA	NA
GENERAL	20B	Magnesium, Dissolved	DMG	LYMW12 (1-2 ft)	1/15/2014 16:00	1	2	29		mg/kg			280-51290-1		NA	NA		NA	NA		NA	NA
GENERAL	20B	Magnesium, Dissolved	DMG	LYMW13 (1-2 ft)	1/15/2014 9:00	1	2	470		mg/kg			280-51290-1		NA	NA		NA	NA		NA	NA
GENERAL	20B	Magnesium, Dissolved	DMG	LYMW14 (1-2 ft)	1/15/2014 13:00	1	2	560		mg/kg			280-51290-1		NA	NA		NA	NA		NA	NA
GENERAL	20B	Sodium, Dissolved	DNA	LYMW09 (1-2 ft)	1/15/2014 15:00	1	2	660		mg/kg			280-51290-1		NA	NA		NA	NA		NA	NA
GENERAL	20B	Sodium, Dissolved	DNA	LYMW10 (1-2 ft)	1/15/2014 11:00	1	2	49		mg/kg			280-51290-1		NA	NA		NA	NA		NA	NA
GENERAL	20B	Sodium, Dissolved	DNA	LYMW11 (1-2 ft)	1/15/2014 10:00	1	2	82		mg/kg			280-51290-1		NA	NA		NA	NA		NA	NA
GENERAL	20B	Sodium, Dissolved	DNA	LYMW12 (1-2 ft)	1/15/2014 16:00	1	2	39		mg/kg			280-51290-1		NA	NA		NA	NA		NA	NA
GENERAL	20B	Sodium, Dissolved	DNA	LYMW13 (1-2 ft)	1/15/2014 9:00	1	2	380		mg/kg			280-51290-1		NA	NA		NA	NA		NA	NA
GENERAL	20B	Sodium, Dissolved	DNA	LYMW14 (1-2 ft)	1/15/2014 13:00	1	2	270		mg/kg			280-51290-1		NA	NA		NA	NA		NA	NA
METALS	SW 6010B	Iron, Total	FE	LYMW09 (1-2 ft)	1/15/2014 15:00	1	2	16000		mg/kg			280-51290-1	590	YES	ALL DETECT	55,000	NO	ALL DETECT	72,000	NO	ALL DETECT
METALS	SW 6010B	Iron, Total	FE	LYMW10 (1-2 ft)	1/15/2014 11:00	1	2	12000		mg/kg			280-51290-1	590	YES	ALL DETECT	55,000	NO	ALL DETECT	72,000	NO	ALL DETECT
METALS	SW 6010B	Iron, Total	FE	LYMW11 (1-2 ft)	1/15/2014 10:00	1	2	11000		mg/kg			280-51290-1	590	YES	ALL DETECT	55,000	NO	ALL DETECT	72,000	NO	ALL DETECT
METALS	SW 6010B	Iron, Total	FE	LYMW12 (1-2 ft)	1/15/2014 16:00	1	2	9100		mg/kg			280-51290-1	590	YES	ALL DETECT	55,000	NO	ALL DETECT	72,000	NO	ALL DETECT
METALS	SW 6010B	Iron, Total	FE	LYMW13 (1-2 ft)	1/15/2014 9:00	1	2	10000		mg/kg			280-51290-1	590	YES	ALL DETECT	55,000	NO	ALL DETECT	72,000	NO	ALL DETECT
METALS	SW 6010B	Iron, Total	FE	LYMW14 (1-2 ft)	1/15/2014 13:00	1	2	17000		mg/kg			280-51290-1	590	YES	ALL DETECT	55,000	NO	ALL DETECT	72,000	NO	ALL DETECT
METALS	6010B	Iron, Total	FE	LYSOAA01	6/4/2012 0:00	0	0	24100		mg/kg			Historical	590	YES	ALL DETECT	55,000	NO	ALL DETECT	72,000	NO	ALL DETECT
METALS	6010B	Iron, Total	FE	LYSOAA01D	6/4/2012 0:00	0	0	24600		mg/kg			Historical	590	YES	ALL DETECT	55,000	NO	ALL DETECT	72,000	NO	ALL DETECT
METALS	6010B	Iron, Total	FE	LYSOAA02	6/4/2012 0:00	0	0	26500		mg/kg			Historical	590	YES	ALL DETECT	55,000	NO	ALL DETECT	72,000	NO	ALL DETECT
METALS	6010B	Iron, Total	FE	LYSOAA03	6/4/2012 0:00	0	0	25900		mg/kg			Historical	590	YES	ALL DETECT	55,000	NO	ALL DETECT	72,000	NO	ALL DETECT
METALS	6010B	Iron, Total	FE	LYSOAA05	6/4/2012 0:00	0	0	21700		mg/kg			Historical	590	YES	ALL DETECT	55,000	NO	ALL DETECT	72,000	NO	ALL DETECT
METALS	6010B	Iron, Total	FE	LYSOAB01	6/4/2012 0:00	0	0	24900		mg/kg			Historical	590	YES	ALL DETECT	55,000	NO	ALL DETECT	72,000	NO	ALL DETECT
METALS	6010B	Iron, Total	FE	LYSOAB02	6/4/2012 0:00	0	0	24500		mg/kg			Historical	590	YES	ALL DETECT	55,000	NO	ALL DETECT	72,000	NO	ALL DETECT
METALS	6010B	Iron, Total	FE	LYSOAB03	6/4/2012 0:00	0	0	32300		mg/kg			Historical	590	YES	ALL DETECT	55,000	NO	ALL DETECT	72,000	NO	ALL DETECT
METALS	6010B	Iron, Total	FE	LYSOAC03	6/4/2012 0:00	0	0	27200		mg/kg			Historical	590	YES	ALL DETECT	55,000	NO	ALL DETECT	72,000	NO	ALL DETECT
METALS	6010B	Iron, Total	FE	LYSOAD02	6/4/2012 0:00	0	0	48200		mg/kg			Historical	590	YES	ALL DETECT	55,000	NO	ALL DETECT	72,000	NO	ALL DETECT
METALS	6010B	Iron, Total	FE	LYSOAD03	6/4/2012 0:00	0	0	29200		mg/kg			Historical	590	YES	ALL DETECT	55,000	NO	ALL DETECT	72,000	NO	ALL DETECT
METALS	6010B	Iron, Total	FE	LYSOAE02	6/4/2012 0:00	0	0	66300		mg/kg			Historical	590	YES	ALL DETECT	55,000	YES	ALL DETECT	72,000	NO	ALL DETECT
METALS	6010B	Iron, Total	FE	LYSOAE03	6/4/2012 0:00	0	0	39100		mg/kg			Historical	590	YES	ALL DETECT	55,000	NO	ALL DETECT	72,000	NO	ALL DETECT
METALS	6010B	Iron, Total	FE	LYSOAE05	6/4/2012 0:00	0	0	31800		mg/kg			Historical	590	YES	ALL DETECT	55,000	NO	ALL DETECT	72,000	NO	ALL DETECT
METALS	6010B	Iron, Total	FE	LYSSB0303	6/4/2012 0:00	0	0	13800		mg/kg			Historical	590	YES	ALL DETECT	55,000	NO	ALL DETECT	72,000	NO	ALL DETECT
METALS	6010B	Iron, Total	FE	LYSSC0101	6/4/2012 0:00	0	0	12500		mg/kg			Historical	590	YES	ALL DETECT	55,000	NO	ALL DETECT	72,000	NO	ALL DETECT
METALS	ISM01.3	Iron, Total	FE	YPDS0111	10/21/2011 0:00	0	0	19600		mg/kg	E		Historical	590	YES	ALL DETECT	55,000	NO	ALL DETECT	72,000	NO	ALL DETECT
METALS	ISM01.3	Iron, Total	FE	YPDS0210	10/21/2011 0:00	0	0	20100		mg/kg	E		Historical	590	YES	ALL DETECT	55,000	NO	ALL DETECT	72,000	NO	ALL DETECT
METALS	ISM01.3	Iron, Total	FE	YPDS0312	10/21/2011 0:00	0	0	8710		mg/kg	E		Historical	590	YES	ALL DETECT	55,000	NO	ALL DETECT	72,000	NO	ALL DETECT
METALS	ISM01.3	Iron, Total	FE	YPDS0410	10/21/2011 0:00	0	0	3580		mg/kg	E		Historical	590	YES	ALL DETECT	55,000	NO	ALL DETECT	72,000	NO	ALL DETECT
METALS	ISM01.3	Iron, Total	FE	YPDS0509	10/21/2011 0:00	0	0	11600		mg/kg	E		Historical	590	YES	ALL DETECT	55,000	NO	ALL DETECT	72,000	NO	ALL DETECT
METALS	ISM01.3	Iron, Total	FE	YPDS0612	10/21/2011 0:00	0	0	4450		mg/kg	E		Historical	590	YES	ALL DETECT	55,000	NO	ALL DETECT	72,000	NO	ALL DETECT
METALS	ISM01.3	Iron, Total	FE	YPDS0714	10/21/2011 0:00	0	0	10800		mg/kg	E		Historical	590	YES	ALL DETECT	55,000	NO	ALL DETECT	72,000	NO	ALL DETECT
METALS	ISM01.3	Iron, Total	FE	YPDS0812	10/21/2011 0:00	0	0	5470		mg/kg	E		Historical	590	YES	ALL DETECT	55,000	NO	ALL DETECT	72,000	NO	ALL DETECT
METALS	ISM01.3	Iron, Total	FE	YPDS0912	10/21/2011 0:00	0	0	5550		mg/kg	E		Historical	590	YES	ALL DETECT	55,000	NO	ALL DETECT	72,000	NO	ALL DETECT
METALS	ISM01.3	Iron, Total	FE	YPDS1012	10/21/2011 0:00	0	0	3600		mg/kg	E		Historical	590	YES	ALL DETECT	55,000	NO	ALL DETECT	72,000	NO	ALL DETECT
METALS	ISM01.3	Iron, Total	FE	YPDS1111	10/21/2011 0:00	0	0	8270		mg/kg	E		Historical	590	YES	ALL DETECT	55,000	NO	ALL DETECT	72,000	NO	ALL DETECT
METALS	ISM01.3	Iron, Total	FE	YPDS1212	10/21/2011 0:00	0	0	6190		mg/kg	E		Historical	590	YES	ALL DETECT	55,000	NO	ALL DETECT	72,000	NO	ALL DETECT
METALS	ISM01.3	Iron, Total	FE	YPDS1312	10/21/2011 0:00	0	0	3010		mg/kg	E		Historical	590	YES	ALL DETECT	55,000	NO	ALL DETECT	72,000	NO	ALL DETECT
METALS	ISM01.3	Iron, Total	FE	YPDS1408	10/21/2011 0:00	0	0	3560		mg/kg	E		Historical	590	YES	ALL DETECT	55,000	NO	ALL DETECT	72,000	NO	ALL DETECT
METALS	ISM01.3	Iron, Total	FE	YPDS1512	10/21/2011 0:00	0	0	14900		mg/kg	E		Historical	590	YES	ALL DETECT	55,000	NO	ALL DETECT	72,000	NO	ALL DETECT
METALS	ISM01.3	Iron, Total	FE	YPDS1612	10/21/2011 0:00	0	0	3070		mg/kg	E		Historical	590	YES	ALL DETECT	55,000	NO	ALL DETECT	72,000	NO	ALL DETECT
METALS	ISM01.3	Iron, Total	FE	YPSS01	10/21/2011 0:00	0	0	6250		mg/kg	E		Historical	590	YES	ALL DETECT	55,000	NO	ALL DETECT	72,000	NO	ALL DETECT
METALS	ISM01.3	Iron, Total	FE	YPSS02	10/21/2011 0:00	0	0	10200		mg/kg	E		Historical	590	YES	ALL DETECT	55,000	NO	ALL DETECT	72,000	NO	ALL DETECT
METALS	ISM01.3	Iron, Total	FE	YPSS03	10/21/2011 0:00	0	0	16300		mg/kg	E		Historical	590	YES	ALL DETECT	55,000	NO	ALL DETECT	72,000	NO	ALL DETECT
METALS	ISM01.3	Iron, Total	FE	YPSS04	10/21/2011 0:00	0	0	11300		mg/kg	E		Historical	590	YES	ALL DETECT	55,000	NO	ALL DETECT	72,000	NO	ALL DETECT
METALS	ISM01.3	Iron, Total	FE	YPSS05	10/21/2011 0:00	0	0	14100		mg/kg	E		Historical	590	YES	ALL DETECT	55,000	NO	ALL DETECT	72,000	NO	ALL DETECT
METALS	ISM01.3	Iron, Total	FE	YPSS06	10/21/2011 0:00	0	0	8790		mg/kg	E		Historical	590	YES	ALL DETECT	55,000	NO	ALL DETECT	72,000	NO	ALL DETECT
METALS	ISM01.3	Iron, Total	FE	YPSS07	10/21/2011 0:00	0	0	9740		mg/kg	E		Historical	590	YES	ALL DETECT	55,000	NO	ALL DETECT	72,000	NO	ALL DETECT
METALS	ISM01.3	Iron, Total	FE	YPSS08	10/21/2011 0:00	0	0	13100		mg/kg	E		Historical	590	YES	ALL DETECT	55,000	NO	ALL DETECT	72,000	NO	ALL DETECT
METALS	ISM01.3	Iron, Total	FE	YPSS09	10/21/2011 0:00	0	0	18600		mg/kg	E		Historical	590	YES	ALL DETECT	55,000	NO	ALL DETECT	72,000	NO	ALL DETECT
METALS	ISM01.3	Iron, Total	FE	YPSS10	10/21/2011 0:00	0	0	11000		mg/kg	E		Historical	590	YES	ALL DETECT	55,000	NO	ALL DETECT	72,000	NO	ALL DETECT
METALS	ISM01.3	Iron, Total	FE	YPSS11	10/21/2011 0:00	0	0	10600		mg/kg	E		Historical	590	YES	ALL DETECT	55,000	NO	ALL DETECT	72,000	NO	ALL DETECT

TABLE 3-6A. SURFACE SOIL POINT-BY-POINT CONSTITUENT OF CONCERN (COC) SCREEN
WYOMING DEPARTMENT OF ENVIRONMENTAL QUALITY, LARAMIE FORMER YTTRIUM PLANT, LARAMIE, WYOMING

CATEGORY	METHOD	ANALYTE	TRI-CAS	SAMPLE_ID	DATE TIME SAMPLED	SAMPLE START DEPTH	SAMPLE END DEPTH	DETECTED RESULTS	NON-DETECTED (METHOD DETECTION LIMIT (MDL))	UNITS	LAB QUALIFIER	DATA VALIDATION REVIEWER QUALIFIER	LABORATORY DATA SET NUMBER	MIGRATION TO GROUNDWATER - FACT SHEET #12 (mg/kg)	IS DETECT VALUE > SCREENING LEVEL	IS MDL > SCREENING LEVEL	RESIDENTIAL SOIL SCREENING VALUES - FACT SHEET #12 (mg/kg)	IS DETECT VALUE > SCREENING LEVEL	IS MDL > SCREENING LEVEL	INDUSTRIAL SCREENING VALUES - EPA RSL (mg/kg)	IS DETECT VALUE > SCREENING LEVEL	IS MDL > SCREENING LEVEL
METALS	ISM01.3	Iron, Total	FE	YPSS12	10/21/2011 0:00	0	0	9250		mg/kg	E		Historical	590	YES	ALL DETECT	55,000	NO	ALL DETECT	72,000	NO	ALL DETECT
METALS	ISM01.3	Iron, Total	FE	YPSS13	10/21/2011 0:00	0	0	19500		mg/kg	E		Historical	590	YES	ALL DETECT	55,000	NO	ALL DETECT	72,000	NO	ALL DETECT
METALS	ISM01.3	Iron, Total	FE	YPSS14	10/21/2011 0:00	0	0	6400		mg/kg	E		Historical	590	YES	ALL DETECT	55,000	NO	ALL DETECT	72,000	NO	ALL DETECT
METALS	ISM01.3	Iron, Total	FE	YPSS15	10/21/2011 0:00	0	0	12300		mg/kg	E		Historical	590	YES	ALL DETECT	55,000	NO	ALL DETECT	72,000	NO	ALL DETECT
METALS	ISM01.3	Iron, Total	FE	YPSS16	10/21/2011 0:00	0	0	10100		mg/kg	E		Historical	590	YES	ALL DETECT	55,000	NO	ALL DETECT	72,000	NO	ALL DETECT
METALS	ISM01.3	Iron, Total	FE	YPSS18	10/21/2011 0:00	0	0	22900		mg/kg	E		Historical	590	YES	ALL DETECT	55,000	NO	ALL DETECT	72,000	NO	ALL DETECT
METALS	ISM01.3	Iron, Total	FE	YPSS19	10/21/2011 0:00	0	0	24400		mg/kg	E		Historical	590	YES	ALL DETECT	55,000	NO	ALL DETECT	72,000	NO	ALL DETECT
METALS	SW 7471A	Mercury, Total	HG	LYMW09 (1-2 ft)	1/15/2014 15:00	1	2	0.064		mg/kg			280-51290-1	0.104681016	NO	ALL DETECT	10	NO	ALL DETECT	4.3	NO	ALL DETECT
METALS	SW 7471A	Mercury, Total	HG	LYMW10 (1-2 ft)	1/15/2014 11:00	1	2	24		mg/kg			280-51290-1	0.104681016	YES	ALL DETECT	10	YES	ALL DETECT	4.3	YES	ALL DETECT
METALS	SW 7471A	Mercury, Total	HG	LYMW11 (1-2 ft)	1/15/2014 10:00	1	2	0.048		mg/kg			280-51290-1	0.104681016	NO	ALL DETECT	10	NO	ALL DETECT	4.3	NO	ALL DETECT
METALS	SW 7471A	Mercury, Total	HG	LYMW12 (1-2 ft)	1/15/2014 16:00	1	2	0.0077		mg/kg	J	J	280-51290-1	0.104681016	NO	ALL DETECT	10	NO	ALL DETECT	4.3	NO	ALL DETECT
METALS	SW 7471A	Mercury, Total	HG	LYMW13 (1-2 ft)	1/15/2014 9:00	1	2	0.017		mg/kg	J	J	280-51290-1	0.104681016	NO	ALL DETECT	10	NO	ALL DETECT	4.3	NO	ALL DETECT
METALS	SW 7471A	Mercury, Total	HG	LYMW14 (1-2 ft)	1/15/2014 13:00	1	2	0.017		mg/kg	J	J	280-51290-1	0.104681016	NO	ALL DETECT	10	NO	ALL DETECT	4.3	NO	ALL DETECT
METALS	6010B	Mercury, Total	HG	LYSOAA01	6/4/2012 0:00	0	0	0.27		mg/kg	M		Historical	0.104681016	YES	ALL DETECT	10	NO	ALL DETECT	4.3	NO	ALL DETECT
METALS	6010B	Mercury, Total	HG	LYSOAA01D	6/4/2012 0:00	0	0	0.39		mg/kg			Historical	0.104681016	YES	ALL DETECT	10	NO	ALL DETECT	4.3	NO	ALL DETECT
METALS	6010B	Mercury, Total	HG	LYSOAA02	6/4/2012 0:00	0	0	0.37		mg/kg			Historical	0.104681016	YES	ALL DETECT	10	NO	ALL DETECT	4.3	NO	ALL DETECT
METALS	6010B	Mercury, Total	HG	LYSOAA03	6/4/2012 0:00	0	0	0.32		mg/kg			Historical	0.104681016	YES	ALL DETECT	10	NO	ALL DETECT	4.3	NO	ALL DETECT
METALS	6010B	Mercury, Total	HG	LYSOAA05	6/4/2012 0:00	0	0	0.37		mg/kg			Historical	0.104681016	YES	ALL DETECT	10	NO	ALL DETECT	4.3	NO	ALL DETECT
METALS	6010B	Mercury, Total	HG	LYSOAB01	6/4/2012 0:00	0	0	0.13		mg/kg			Historical	0.104681016	YES	ALL DETECT	10	NO	ALL DETECT	4.3	NO	ALL DETECT
METALS	6010B	Mercury, Total	HG	LYSOAB02	6/4/2012 0:00	0	0	0.077		mg/kg			Historical	0.104681016	NO	ALL DETECT	10	NO	ALL DETECT	4.3	NO	ALL DETECT
METALS	6010B	Mercury, Total	HG	LYSOAB03	6/4/2012 0:00	0	0	0.063		mg/kg			Historical	0.104681016	NO	ALL DETECT	10	NO	ALL DETECT	4.3	NO	ALL DETECT
METALS	6010B	Mercury, Total	HG	LYSOAC03	6/4/2012 0:00	0	0	0.049		mg/kg			Historical	0.104681016	NO	ALL DETECT	10	NO	ALL DETECT	4.3	NO	ALL DETECT
METALS	6010B	Mercury, Total	HG	LYSOAD02	6/4/2012 0:00	0	0	0.16		mg/kg			Historical	0.104681016	YES	ALL DETECT	10	NO	ALL DETECT	4.3	NO	ALL DETECT
METALS	6010B	Mercury, Total	HG	LYSOAD03	6/4/2012 0:00	0	0	0.055		mg/kg			Historical	0.104681016	NO	ALL DETECT	10	NO	ALL DETECT	4.3	NO	ALL DETECT
METALS	6010B	Mercury, Total	HG	LYSOAE02	6/4/2012 0:00	0	0	0.36		mg/kg			Historical	0.104681016	YES	ALL DETECT	10	NO	ALL DETECT	4.3	NO	ALL DETECT
METALS	6010B	Mercury, Total	HG	LYSOAE03	6/4/2012 0:00	0	0	0.31		mg/kg			Historical	0.104681016	YES	ALL DETECT	10	NO	ALL DETECT	4.3	NO	ALL DETECT
METALS	6010B	Mercury, Total	HG	LYSOAE05	6/4/2012 0:00	0	0	0.28		mg/kg			Historical	0.104681016	YES	ALL DETECT	10	NO	ALL DETECT	4.3	NO	ALL DETECT
METALS	6010B	Mercury, Total	HG	LYSSB0303	6/4/2012 0:00	0	0	0.068		mg/kg			Historical	0.104681016	NO	ALL DETECT	10	NO	ALL DETECT	4.3	NO	ALL DETECT
METALS	6010B	Mercury, Total	HG	LYSSC0101	6/4/2012 0:00	0	0	0.11		mg/kg			Historical	0.104681016	YES	ALL DETECT	10	NO	ALL DETECT	4.3	NO	ALL DETECT
METALS	SW 6010B	Potassium, Total	K	LYMW09 (1-2 ft)	1/15/2014 15:00	1	2	760		mg/kg		J	280-51290-1		NA	NA		NA	NA		NA	NA
METALS	SW 6010B	Potassium, Total	K	LYMW10 (1-2 ft)	1/15/2014 11:00	1	2	1500		mg/kg		J	280-51290-1		NA	NA		NA	NA		NA	NA
METALS	SW 6010B	Potassium, Total	K	LYMW11 (1-2 ft)	1/15/2014 10:00	1	2	1300		mg/kg		J	280-51290-1		NA	NA		NA	NA		NA	NA
METALS	SW 6010B	Potassium, Total	K	LYMW12 (1-2 ft)	1/15/2014 16:00	1	2	1300		mg/kg		J	280-51290-1		NA	NA		NA	NA		NA	NA
METALS	SW 6010B	Potassium, Total	K	LYMW13 (1-2 ft)	1/15/2014 9:00	1	2	1200		mg/kg		J	280-51290-1		NA	NA		NA	NA		NA	NA
METALS	SW 6010B	Potassium, Total	K	LYMW14 (1-2 ft)	1/15/2014 13:00	1	2	3500		mg/kg		J	280-51290-1		NA	NA		NA	NA		NA	NA
METALS	6010B	Potassium, Total	K	LYSOAA01	6/4/2012 0:00	0	0	2078		mg/kg			Historical		NA	NA		NA	NA		NA	NA
METALS	6010B	Potassium, Total	K	LYSOAA01D	6/4/2012 0:00	0	0	2070		mg/kg			Historical		NA	NA		NA	NA		NA	NA
METALS	6010B	Potassium, Total	K	LYSOAA02	6/4/2012 0:00	0	0	1967		mg/kg			Historical		NA	NA		NA	NA		NA	NA
METALS	6010B	Potassium, Total	K	LYSOAA03	6/4/2012 0:00	0	0	1458		mg/kg			Historical		NA	NA		NA	NA		NA	NA
METALS	6010B	Potassium, Total	K	LYSOAA05	6/4/2012 0:00	0	0	2167		mg/kg			Historical		NA	NA		NA	NA		NA	NA
METALS	6010B	Potassium, Total	K	LYSOAB01	6/4/2012 0:00	0	0	1982		mg/kg			Historical		NA	NA		NA	NA		NA	NA
METALS	6010B	Potassium, Total	K	LYSOAB02	6/4/2012 0:00	0	0	2049		mg/kg			Historical		NA	NA		NA	NA		NA	NA
METALS	6010B	Potassium, Total	K	LYSOAB03	6/4/2012 0:00	0	0	1629		mg/kg			Historical		NA	NA		NA	NA		NA	NA
METALS	6010B	Potassium, Total	K	LYSOAC03	6/4/2012 0:00	0	0	2138		mg/kg			Historical		NA	NA		NA	NA		NA	NA
METALS	6010B	Potassium, Total	K	LYSOAD02	6/4/2012 0:00	0	0	1283		mg/kg			Historical		NA	NA		NA	NA		NA	NA
METALS	6010B	Potassium, Total	K	LYSOAD03	6/4/2012 0:00	0	0	1635		mg/kg			Historical		NA	NA		NA	NA		NA	NA
METALS	6010B	Potassium, Total	K	LYSOAE02	6/4/2012 0:00	0	0	902.8		mg/kg			Historical		NA	NA		NA	NA		NA	NA
METALS	6010B	Potassium, Total	K	LYSOAE03	6/4/2012 0:00	0	0	1421		mg/kg			Historical		NA	NA		NA	NA		NA	NA
METALS	6010B	Potassium, Total	K	LYSOAE05	6/4/2012 0:00	0	0	1574		mg/kg			Historical		NA	NA		NA	NA		NA	NA
METALS	6010B	Potassium, Total	K	LYSSB0303	6/4/2012 0:00	0	0	1892		mg/kg			Historical		NA	NA		NA	NA		NA	NA
METALS	6010B	Potassium, Total	K	LYSSC0101	6/4/2012 0:00	0	0	1895		mg/kg			Historical		NA	NA		NA	NA		NA	NA
METALS	ISM01.3	Potassium, Total	K	YPDS0111	10/21/2011 0:00	0	0	1820		mg/kg	E		Historical		NA	NA		NA	NA		NA	NA
METALS	ISM01.3	Potassium, Total	K	YPDS0210	10/21/2011 0:00	0	0	1220		mg/kg	E		Historical		NA	NA		NA	NA		NA	NA
METALS	ISM01.3	Potassium, Total	K	YPDS0312	10/21/2011 0:00	0	0	689		mg/kg	E		Historical		NA	NA		NA	NA		NA	NA
METALS	ISM01.3	Potassium, Total	K	YPDS0410	10/21/2011 0:00	0	0	201		mg/kg	J		Historical		NA	NA		NA	NA		NA	NA
METALS	ISM01.3	Potassium, Total	K	YPDS0509	10/21/2011 0:00	0	0	1210		mg/kg	E		Historical		NA	NA		NA	NA		NA	NA
METALS	ISM01.3	Potassium, Total	K	YPDS0612	10/21/2011 0:00	0	0	295		mg/kg	J,E		Historical		NA	NA		NA	NA		NA	NA
METALS	ISM01.3	Potassium, Total	K	YPDS0714	10/21/2011 0:00	0	0	1330		mg/kg	E		Historical		NA	NA		NA	NA		NA	NA
METALS	ISM01.3	Potassium, Total	K	YPDS0812	10/21/2011 0:00	0	0	344		mg/kg	J,E		Historical		NA	NA		NA	NA		NA	NA
METALS	ISM01.3	Potassium, Total	K	YPDS0912	10/21/2011 0:00	0	0	290		mg/kg	J,E		Historical		NA	NA		NA	NA		NA	NA
METALS	ISM01.3	Potassium, Total	K	YPDS1012	10/21/2011 0:00	0	0	302		mg/kg	J,E		Historical		NA	NA		NA	NA		NA	NA
METALS	ISM01.3	Potassium, Total	K	YPDS1111	10/21/2011 0:00	0	0	869		mg/kg	E		Historical		NA	NA		NA	NA		NA	NA
METALS	ISM01.3	Potassium, Total	K	YPDS1212	10/21/2011 0:00	0	0	515		mg/kg	J,E		Historical		NA	NA		NA	NA		NA	NA
METALS	ISM01.3	Potassium, Total	K	YPDS1312	10/21/2011 0:00	0	0	173		mg/kg	J,E		Historical		NA	NA		NA	NA		NA	NA
METALS	ISM01.3	Potassium, Total	K	YPDS1408	10/21/2011 0:00	0	0	294		mg/kg	J,E		Historical		NA	NA		NA	NA		NA	NA
METALS	ISM01.3	Potassium, Total	K	YPDS1512	10/21/2011 0:00	0	0	2110		mg/kg	E		Historical		NA	NA		NA	NA		NA	NA
METALS	ISM01.3	Potassium, Total	K	YPDS1612	10/21/2011 0:00	0	0	234		mg/kg	J,E		Historical		NA	NA		NA	NA		NA	NA
METALS	ISM01.3	Potassium, Total	K	YPSS01	10/21/2011 0:00	0	0	667		mg/kg	e		Historical		NA	NA		NA	NA		NA	NA
METALS	ISM01.3	Potassium, Total	K	YPSS02	10/21/2011 0:00	0	0	1780		mg/kg	E		Historical		NA	NA		NA	NA		NA	NA
METALS	ISM01.3	Potassium, Total	K	YPSS03	10/21/2011 0:00	0	0	790		mg/kg	E		Historical		NA	NA		NA	NA		NA	NA
METALS	ISM01.3	Potassium, Total	K	YPSS04	10/21/2011 0:00	0	0	1900		mg/kg	E		Historical		NA	NA		NA	NA		NA	NA
METALS	ISM01.3	Potassium, Total	K	YPSS05	10/21/2011 0:00	0	0	1580		mg/kg	E		Historical		NA	NA		NA	NA		NA	NA
METALS	ISM01.3	Potassium, Total	K	YPSS06	10/21/2011 0:00	0	0	1230		mg/kg	E		Historical		NA	NA		NA	NA		NA	NA
METALS	ISM01.3	Potassium, Total	K	YPSS07	10/21/2011 0:00	0	0	1240		mg/kg	E		Historical		NA	NA		NA	NA		NA	NA
METALS	ISM01.3	Potassium, Total	K	YPSS08	10/21/2011 0:00	0	0	2610		mg/kg	E		Historical		NA	NA		NA	NA		NA	NA
METALS	ISM01.3	Potassium, Total	K	YPSS09	10/21/2011 0:00	0	0	869		mg/kg	E		Historical		NA	NA		NA	NA		NA	NA
METALS	ISM01.3	Potassium, Total	K	YPSS10	10/21/2011 0:00	0	0	1000		mg/kg	E		Historical		NA	NA		NA	NA		NA	NA
METALS	ISM01.3	Potassium, Total	K	YPSS11	10/21/2011 0:00	0	0	1230		mg/kg	E		Historical		NA	NA		NA	NA		NA	NA
METALS	ISM01.3	Potassium, Total	K	YPSS12	10/21/2011 0:00	0	0	467		mg/kg	J,E		Historical		NA	NA		NA	NA		NA	NA
METALS	ISM01.3	Potassium, Total	K	YPSS13	10/21/2011 0:00	0	0	976		mg/kg	E		Historical		NA	NA		NA	NA		NA	NA
METALS	ISM01.3	Potassium, Total	K	YPSS14	10/21/2011 0:00	0	0	707		mg/kg	E		Historical		NA	NA		NA	NA		NA	NA
METALS	ISM01.3	Potassium, Total	K	YPSS15	10/21/2011 0:00	0	0	1320		mg/kg	E		Historical		NA	NA		NA	NA		NA	NA
METALS	ISM01.3	Potassium, Total	K	YPSS16	10/21/2011 0:00	0	0	1590		mg/kg	E		Historical		NA	NA		NA	NA		NA	NA
METALS	ISM01.3	Potassium, Total	K	YPSS18	10/21/2011 0:00	0	0	893		mg/kg	E		Historical		NA	NA		NA	NA		NA	NA
METALS	ISM01.3	Potassium, Total	K	YPSS19	10/21/2011 0:00	0	0	1140		mg/kg	E		Historical		NA	NA		NA	NA		NA	NA
METALS	SW 6010B	Magnesium, Total	MG	LYMW09 (1-2 ft)	1/15/2014 15:00	1	2	5800		mg/kg		J	280-51290-1		NA	NA		NA	NA		NA	NA
METALS	SW 6010B	Magnesium, Total	MG	LYMW10 (1-2 ft)	1/15/2014 11:00	1	2	2400		mg/kg		J	280-51290-1		NA	NA		NA	NA		NA	NA
METALS	SW 6010B	Magnesium, Total	MG	LYMW11 (1-2 ft)	1/15/2014 10:00	1	2	2900		mg/kg		J	280-51290-1		NA	NA		NA	NA		NA	NA
METALS	SW 6010B	Magnesium, Total	MG	LYMW12 (1-2 ft)	1/15/2014 16:00	1	2	4800		mg/kg		J	280-51290-1		NA	NA		NA	NA		NA	NA
METALS	SW 6010B	Magnesium, Total	MG	LYMW13 (1-2 ft)	1/15/2014 9:00	1	2	3600		mg/kg		J	280-51290-1		NA	NA		NA	NA		NA	NA
METALS	SW 6010B	Magnesium, Total	MG	LYMW14 (1-2 ft)	1/15/2014 13:00	1	2	8300		mg/kg		J	280-51290-1		NA	NA		NA	NA		NA	NA
METALS	6010B	Magnesium, Total	MG	LYSOAA01	6/4/2012 0:00	0	0	3590		mg/kg			Historical		NA	NA		NA	NA		NA	NA
METALS	6010B	Magnesium, Total	MG	LYSOAA01D	6/4/2012 0:00	0	0	3690		mg/kg			Historical		NA	NA		NA	NA		NA	NA
METALS	6010B	Magnesium, Total	MG	LYSOAA02	6/4/2012 0:00	0	0	3770		mg/kg			Historical		NA	NA		NA	NA		NA	NA
METALS	6010B	Magnesium, Total	MG	LYSOAA03	6/4/2012 0:00	0	0	3580		mg/kg			Historical		NA	NA		NA	NA		NA	NA
METALS	6010B	Magnesium, Total	MG	LYSOAA05	6/4/2012 0:00	0	0	4510		mg/kg			Historical		NA	NA		NA	NA		NA	NA
METALS	6010B	Magnesium, Total	MG	LYSOAB01	6/4/2012 0:00	0	0	3490		mg/kg			Historical		NA	NA		NA	NA		NA	NA
METALS	6010B	Magnesium, Total	MG	LYSOAB02	6/4/2012 0:00	0	0	3690		mg/kg			Historical		NA	NA		NA	NA		NA	NA
METALS	6010B	Magnesium, Total	MG	LYSOAB03	6/4/2012 0:00	0	0	4430		mg/kg			Historical		NA	NA		NA	NA		NA	NA
METALS	6010B	Magnesium, Total	MG	LYSOAC03	6/4/2012 0:00	0	0	4630		mg/kg			Historical		NA	NA		NA	NA		NA	NA

TABLE 3-6A. SURFACE SOIL POINT-BY-POINT CONSTITUENT OF CONCERN (COC) SCREEN
WYOMING DEPARTMENT OF ENVIRONMENTAL QUALITY, LARAMIE FORMER YTTRIUM PLANT, LARAMIE, WYOMING

CATEGORY	METHOD	ANALYTE	TRI-CAS	SAMPLE_ID	DATE TIME SAMPLED	SAMPLE START DEPTH	SAMPLE END DEPTH	DETECTED RESULTS	NON-DETECTED (METHOD DETECTION LIMIT (MDL))	UNITS	LAB QUALIFIER	DATA VALIDATION REVIEWER QUALIFIER	LABORATORY DATA SET NUMBER	MIGRATION TO GROUNDWATER - FACT SHEET #12 (mg/kg)	IS DETECT VALUE > SCREENING LEVEL	IS MDL > SCREENING LEVEL	RESIDENTIAL SOIL SCREENING VALUES - FACT SHEET #12 (mg/kg)	IS DETECT VALUE > SCREENING LEVEL	IS MDL > SCREENING LEVEL	INDUSTRIAL SCREENING VALUES - EPA RSL (mg/kg)	IS DETECT VALUE > SCREENING LEVEL	IS MDL > SCREENING LEVEL
METALS	6010B	Magnesium, Total	MG	LYSOAD02	6/4/2012 0:00	0	0	2250		mg/kg			Historical		NA	NA		NA	NA		NA	NA
METALS	6010B	Magnesium, Total	MG	LYSOAD03	6/4/2012 0:00	0	0	5790		mg/kg			Historical		NA	NA		NA	NA		NA	NA
METALS	6010B	Magnesium, Total	MG	LYSOAE02	6/4/2012 0:00	0	0	1430		mg/kg			Historical		NA	NA		NA	NA		NA	NA
METALS	6010B	Magnesium, Total	MG	LYSOAE03	6/4/2012 0:00	0	0	4330		mg/kg			Historical		NA	NA		NA	NA		NA	NA
METALS	6010B	Magnesium, Total	MG	LYSOAE05	6/4/2012 0:00	0	0	6840		mg/kg			Historical		NA	NA		NA	NA		NA	NA
METALS	6010B	Magnesium, Total	MG	LYSSB0303	6/4/2012 0:00	0	0	7280		mg/kg			Historical		NA	NA		NA	NA		NA	NA
METALS	6010B	Magnesium, Total	MG	LYSSC0101	6/4/2012 0:00	0	0	4690		mg/kg			Historical		NA	NA		NA	NA		NA	NA
METALS	ISM01.3	Magnesium, Total	MG	YPDS0111	10/21/2011 0:00	0	0	5950		mg/kg	E		Historical		NA	NA		NA	NA		NA	NA
METALS	ISM01.3	Magnesium, Total	MG	YPDS0210	10/21/2011 0:00	0	0	5800		mg/kg	E		Historical		NA	NA		NA	NA		NA	NA
METALS	ISM01.3	Magnesium, Total	MG	YPDS0312	10/21/2011 0:00	0	0	1370		mg/kg	E		Historical		NA	NA		NA	NA		NA	NA
METALS	ISM01.3	Magnesium, Total	MG	YPDS0410	10/21/2011 0:00	0	0	488		mg/kg	J,E		Historical		NA	NA		NA	NA		NA	NA
METALS	ISM01.3	Magnesium, Total	MG	YPDS0509	10/21/2011 0:00	0	0	3350		mg/kg	E		Historical		NA	NA		NA	NA		NA	NA
METALS	ISM01.3	Magnesium, Total	MG	YPDS0612	10/21/2011 0:00	0	0	680		mg/kg	E		Historical		NA	NA		NA	NA		NA	NA
METALS	ISM01.3	Magnesium, Total	MG	YPDS0714	10/21/2011 0:00	0	0	2910		mg/kg	E		Historical		NA	NA		NA	NA		NA	NA
METALS	ISM01.3	Magnesium, Total	MG	YPDS0812	10/21/2011 0:00	0	0	829		mg/kg	E		Historical		NA	NA		NA	NA		NA	NA
METALS	ISM01.3	Magnesium, Total	MG	YPDS0912	10/21/2011 0:00	0	0	663		mg/kg	E		Historical		NA	NA		NA	NA		NA	NA
METALS	ISM01.3	Magnesium, Total	MG	YPDS1012	10/21/2011 0:00	0	0	618		mg/kg	E		Historical		NA	NA		NA	NA		NA	NA
METALS	ISM01.3	Magnesium, Total	MG	YPDS1111	10/21/2011 0:00	0	0	2330		mg/kg	E		Historical		NA	NA		NA	NA		NA	NA
METALS	ISM01.3	Magnesium, Total	MG	YPDS1212	10/21/2011 0:00	0	0	1780		mg/kg	E		Historical		NA	NA		NA	NA		NA	NA
METALS	ISM01.3	Magnesium, Total	MG	YPDS1312	10/21/2011 0:00	0	0	499		mg/kg	J,E		Historical		NA	NA		NA	NA		NA	NA
METALS	ISM01.3	Magnesium, Total	MG	YPDS1408	10/21/2011 0:00	0	0	671		mg/kg	E		Historical		NA	NA		NA	NA		NA	NA
METALS	ISM01.3	Magnesium, Total	MG	YPDS1512	10/21/2011 0:00	0	0	5460		mg/kg	E		Historical		NA	NA		NA	NA		NA	NA
METALS	ISM01.3	Magnesium, Total	MG	YPDS1612	10/21/2011 0:00	0	0	648		mg/kg	E		Historical		NA	NA		NA	NA		NA	NA
METALS	ISM01.3	Magnesium, Total	MG	YPSS01	10/21/2011 0:00	0	0	1540		mg/kg	E		Historical		NA	NA		NA	NA		NA	NA
METALS	ISM01.3	Magnesium, Total	MG	YPSS02	10/21/2011 0:00	0	0	3330		mg/kg	E		Historical		NA	NA		NA	NA		NA	NA
METALS	ISM01.3	Magnesium, Total	MG	YPSS03	10/21/2011 0:00	0	0	1640		mg/kg	E		Historical		NA	NA		NA	NA		NA	NA
METALS	ISM01.3	Magnesium, Total	MG	YPSS04	10/21/2011 0:00	0	0	3060		mg/kg	E		Historical		NA	NA		NA	NA		NA	NA
METALS	ISM01.3	Magnesium, Total	MG	YPSS05	10/21/2011 0:00	0	0	2800		mg/kg	E		Historical		NA	NA		NA	NA		NA	NA
METALS	ISM01.3	Magnesium, Total	MG	YPSS06	10/21/2011 0:00	0	0	1890		mg/kg	E		Historical		NA	NA		NA	NA		NA	NA
METALS	ISM01.3	Magnesium, Total	MG	YPSS07	10/21/2011 0:00	0	0	2420		mg/kg	E		Historical		NA	NA		NA	NA		NA	NA
METALS	ISM01.3	Magnesium, Total	MG	YPSS08	10/21/2011 0:00	0	0	4340		mg/kg	E		Historical		NA	NA		NA	NA		NA	NA
METALS	ISM01.3	Magnesium, Total	MG	YPSS09	10/21/2011 0:00	0	0	1790		mg/kg	E		Historical		NA	NA		NA	NA		NA	NA
METALS	ISM01.3	Magnesium, Total	MG	YPSS10	10/21/2011 0:00	0	0	1470		mg/kg	E		Historical		NA	NA		NA	NA		NA	NA
METALS	ISM01.3	Magnesium, Total	MG	YPSS11	10/21/2011 0:00	0	0	2180		mg/kg	E		Historical		NA	NA		NA	NA		NA	NA
METALS	ISM01.3	Magnesium, Total	MG	YPSS12	10/21/2011 0:00	0	0	934		mg/kg	E		Historical		NA	NA		NA	NA		NA	NA
METALS	ISM01.3	Magnesium, Total	MG	YPSS13	10/21/2011 0:00	0	0	1350		mg/kg	E		Historical		NA	NA		NA	NA		NA	NA
METALS	ISM01.3	Magnesium, Total	MG	YPSS14	10/21/2011 0:00	0	0	1240		mg/kg	E		Historical		NA	NA		NA	NA		NA	NA
METALS	ISM01.3	Magnesium, Total	MG	YPSS15	10/21/2011 0:00	0	0	3180		mg/kg	E		Historical		NA	NA		NA	NA		NA	NA
METALS	ISM01.3	Magnesium, Total	MG	YPSS16	10/21/2011 0:00	0	0	2890		mg/kg	E		Historical		NA	NA		NA	NA		NA	NA
METALS	ISM01.3	Magnesium, Total	MG	YPSS18	10/21/2011 0:00	0	0	1620		mg/kg	E		Historical		NA	NA		NA	NA		NA	NA
METALS	ISM01.3	Magnesium, Total	MG	YPSS19	10/21/2011 0:00	0	0	1840		mg/kg	E		Historical		NA	NA		NA	NA		NA	NA
METALS	SW6020	Manganese, Total	MN	LYMW09 (1-2 ft)	1/15/2014 15:00	1	2	180		mg/kg			280-51290-1	3.265	YES	ALL DETECT	1,800	NO	ALL DETECT	2,300	NO	ALL DETECT
METALS	SW6020	Manganese, Total	MN	LYMW10 (1-2 ft)	1/15/2014 11:00	1	2	280		mg/kg			280-51290-1	3.265	YES	ALL DETECT	1,800	NO	ALL DETECT	2,300	NO	ALL DETECT
METALS	SW6020	Manganese, Total	MN	LYMW11 (1-2 ft)	1/15/2014 10:00	1	2	170		mg/kg			280-51290-1	3.265	YES	ALL DETECT	1,800	NO	ALL DETECT	2,300	NO	ALL DETECT
METALS	SW6020	Manganese, Total	MN	LYMW12 (1-2 ft)	1/15/2014 16:00	1	2	230		mg/kg			280-51290-1	3.265	YES	ALL DETECT	1,800	NO	ALL DETECT	2,300	NO	ALL DETECT
METALS	SW6020	Manganese, Total	MN	LYMW13 (1-2 ft)	1/15/2014 9:00	1	2	200		mg/kg			280-51290-1	3.265	YES	ALL DETECT	1,800	NO	ALL DETECT	2,300	NO	ALL DETECT
METALS	SW6020	Manganese, Total	MN	LYMW14 (1-2 ft)	1/15/2014 13:00	1	2	330		mg/kg			280-51290-1	3.265	YES	ALL DETECT	1,800	NO	ALL DETECT	2,300	NO	ALL DETECT
METALS	6010B	Manganese, Total	MN	LYSOAA01	6/4/2012 0:00	0	0	348		mg/kg			Historical	3.265	YES	ALL DETECT	1,800	NO	ALL DETECT	2,300	NO	ALL DETECT
METALS	6010B	Manganese, Total	MN	LYSOAA01D	6/4/2012 0:00	0	0	358		mg/kg			Historical	3.265	YES	ALL DETECT	1,800	NO	ALL DETECT	2,300	NO	ALL DETECT
METALS	6010B	Manganese, Total	MN	LYSOAA02	6/4/2012 0:00	0	0	427		mg/kg			Historical	3.265	YES	ALL DETECT	1,800	NO	ALL DETECT	2,300	NO	ALL DETECT
METALS	6010B	Manganese, Total	MN	LYSOAA03	6/4/2012 0:00	0	0	465		mg/kg			Historical	3.265	YES	ALL DETECT	1,800	NO	ALL DETECT	2,300	NO	ALL DETECT
METALS	6010B	Manganese, Total	MN	LYSOAA05	6/4/2012 0:00	0	0	405		mg/kg			Historical	3.265	YES	ALL DETECT	1,800	NO	ALL DETECT	2,300	NO	ALL DETECT
METALS	6010B	Manganese, Total	MN	LYSOAB01	6/4/2012 0:00	0	0	412		mg/kg			Historical	3.265	YES	ALL DETECT	1,800	NO	ALL DETECT	2,300	NO	ALL DETECT
METALS	6010B	Manganese, Total	MN	LYSOAB02	6/4/2012 0:00	0	0	426		mg/kg			Historical	3.265	YES	ALL DETECT	1,800	NO	ALL DETECT	2,300	NO	ALL DETECT
METALS	6010B	Manganese, Total	MN	LYSOAB03	6/4/2012 0:00	0	0	500		mg/kg			Historical	3.265	YES	ALL DETECT	1,800	NO	ALL DETECT	2,300	NO	ALL DETECT
METALS	6010B	Manganese, Total	MN	LYSOAC03	6/4/2012 0:00	0	0	459		mg/kg			Historical	3.265	YES	ALL DETECT	1,800	NO	ALL DETECT	2,300	NO	ALL DETECT
METALS	6010B	Manganese, Total	MN	LYSOAD02	6/4/2012 0:00	0	0	1150		mg/kg			Historical	3.265	YES	ALL DETECT	1,800	NO	ALL DETECT	2,300	NO	ALL DETECT
METALS	6010B	Manganese, Total	MN	LYSOAD03	6/4/2012 0:00	0	0	500		mg/kg			Historical	3.265	YES	ALL DETECT	1,800	NO	ALL DETECT	2,300	NO	ALL DETECT
METALS	6010B	Manganese, Total	MN	LYSOAE02	6/4/2012 0:00	0	0	393		mg/kg			Historical	3.265	YES	ALL DETECT	1,800	NO	ALL DETECT	2,300	NO	ALL DETECT
METALS	6010B	Manganese, Total	MN	LYSOAE03	6/4/2012 0:00	0	0	490		mg/kg			Historical	3.265	YES	ALL DETECT	1,800	NO	ALL DETECT	2,300	NO	ALL DETECT
METALS	6010B	Manganese, Total	MN	LYSOAE05	6/4/2012 0:00	0	0	421		mg/kg			Historical	3.265	YES	ALL DETECT	1,800	NO	ALL DETECT	2,300	NO	ALL DETECT
METALS	6010B	Manganese, Total	MN	LYSSB0303	6/4/2012 0:00	0	0	385		mg/kg			Historical	3.265	YES	ALL DETECT	1,800	NO	ALL DETECT	2,300	NO	ALL DETECT
METALS	6010B	Manganese, Total	MN	LYSSC0101	6/4/2012 0:00	0	0	240		mg/kg			Historical	3.265	YES	ALL DETECT	1,800	NO	ALL DETECT	2,300	NO	ALL DETECT
METALS	ISM01.3	Manganese, Total	MN	YPDS0111	10/21/2011 0:00	0	0	321		mg/kg	N,E		Historical	3.265	YES	ALL DETECT	1,800	NO	ALL DETECT	2,300	NO	ALL DETECT
METALS	ISM01.3	Manganese, Total	MN	YPDS0210	10/21/2011 0:00	0	0	520		mg/kg	N,E		Historical	3.265	YES	ALL DETECT	1,800	NO	ALL DETECT	2,300	NO	ALL DETECT
METALS	ISM01.3	Manganese, Total	MN	YPDS0312	10/21/2011 0:00	0	0	234		mg/kg	N,E		Historical	3.265	YES	ALL DETECT	1,800	NO	ALL DETECT	2,300	NO	ALL DETECT
METALS	ISM01.3	Manganese, Total	MN	YPDS0410	10/21/2011 0:00	0	0	169		mg/kg	N,E		Historical	3.265	YES	ALL DETECT	1,800	NO	ALL DETECT	2,300	NO	ALL DETECT
METALS	ISM01.3	Manganese, Total	MN	YPDS0509	10/21/2011 0:00	0	0	111		mg/kg	N,E		Historical	3.265	YES	ALL DETECT	1,800	NO	ALL DETECT	2,300	NO	ALL DETECT
METALS	ISM01.3	Manganese, Total	MN	YPDS0612	10/21/2011 0:00	0	0	33.9		mg/kg	N,E		Historical	3.265	YES	ALL DETECT	1,800	NO	ALL DETECT	2,300	NO	ALL DETECT
METALS	ISM01.3	Manganese, Total	MN	YPDS0714	10/21/2011 0:00	0	0	216		mg/kg	N,E		Historical	3.265	YES	ALL DETECT	1,800	NO	ALL DETECT	2,300	NO	ALL DETECT
METALS	ISM01.3	Manganese, Total	MN	YPDS0812	10/21/2011 0:00	0	0	186		mg/kg	N,E		Historical	3.265	YES	ALL DETECT	1,800	NO	ALL DETECT	2,300	NO	ALL DETECT
METALS	ISM01.3	Manganese, Total	MN	YPDS0912	10/21/2011 0:00	0	0	391		mg/kg	N,E		Historical	3.265	YES	ALL DETECT	1,800	NO	ALL DETECT	2,300	NO	ALL DETECT
METALS	ISM01.3	Manganese, Total	MN	YPDS1012	10/21/2011 0:00	0	0	23.6		mg/kg	N,E		Historical	3.265	YES	ALL DETECT	1,800	NO	ALL DETECT	2,300	NO	ALL DETECT
METALS	ISM01.3	Manganese, Total	MN	YPDS1111	10/21/2011 0:00	0	0	61.4		mg/kg	N,E		Historical	3.265	YES	ALL DETECT	1,800	NO	ALL DETECT	2,300	NO	ALL DETECT
METALS	ISM01.3	Manganese, Total	MN	YPDS1212	10/21/2011 0:00	0	0	144		mg/kg	N,E		Historical	3.265	YES	ALL DETECT	1,800	NO	ALL DETECT	2,300	NO	ALL DETECT
METALS	ISM01.3	Manganese, Total	MN	YPDS1312	10/21/2011 0:00	0	0	58.7		mg/kg	N,E		Historical	3.265	YES	ALL DETECT	1,800	NO	ALL DETECT	2,300	NO	ALL DETECT
METALS	ISM01.3	Manganese, Total	MN	YPDS1408	10/21/2011 0:00	0	0	91.8		mg/kg	N,E		Historical	3.265	YES	ALL DETECT	1,800	NO	ALL DETECT	2,300	NO	ALL DETECT
METALS	ISM01.3	Manganese, Total	MN	YPDS1512	10/21/2011 0:00	0	0	114		mg/kg	N,E		Historical	3.265	YES	ALL DETECT	1,800	NO	ALL DETECT	2,300	NO	ALL DETECT
METALS	ISM01.3	Manganese, Total	MN	YPDS1612	10/21/2011 0:00	0	0	26.4		mg/kg	N,E		Historical	3.265	YES	ALL DETECT	1,800	NO	ALL DETECT	2,300	NO	ALL DETECT
METALS	ISM01.3	Manganese, Total	MN	YPSS01	10/21/2011 0:00	0	0	117		mg/kg	N, E		Historical	3.265	YES	ALL DETECT	1,800	NO	ALL DETECT	2,300	NO	ALL DETECT
METALS	ISM01.3	Manganese, Total	MN	YPSS02	10/21/2011 0:00	0	0	199		mg/kg	N, E		Historical	3.265	YES	ALL DETECT	1,800	NO	ALL DETECT	2,300	NO	ALL DETECT
METALS	ISM01.3	Manganese, Total	MN	YPSS03	10/21/2011 0:00	0	0	142		mg/kg	N, E		Historical	3.265	YES	ALL DETECT	1,800	NO	ALL DETECT	2,300	NO	ALL DETECT
METALS	ISM01.3	Manganese, Total	MN	YPSS04	10/21/2011 0:00	0	0	230		mg/kg	N, E		Historical	3.265	YES	ALL DETECT	1,800	NO	ALL DETECT	2,300	NO	ALL DETECT
METALS	ISM01.3	Manganese, Total	MN	YPSS05	10/21/2011 0:00	0	0	179		mg/kg	N,E		Historical	3.265	YES	ALL DETECT	1,800	NO	ALL DETECT	2,300	NO	ALL DETECT
METALS	ISM01.3	Manganese, Total	MN	YPSS06	10/21/2011 0:00	0	0	255		mg/kg	N,E		Historical	3.265	YES	ALL DETECT	1,800	NO	ALL DETECT	2,300	NO	ALL DETECT
METALS	ISM01.3	Manganese, Total	MN	YPSS07	10/21/2011 0:00	0	0	184		mg/kg	N,E		Historical	3.265	YES	ALL DETECT	1,800	NO	ALL DETECT	2,300	NO	ALL DETECT
METALS	ISM01.3	Manganese, Total	MN	YPSS08	10/21/2011 0:00	0	0	232		mg/kg	N,E		Historical	3.265	YES	ALL DETECT	1,800	NO	ALL DETECT	2,300	NO	ALL DETECT
METALS	ISM01.3	Manganese, Total	MN	YPSS09	10/21/2011 0:00	0	0	194		mg/kg	N,E		Historical	3.265	YES	ALL DETECT	1,800	NO	ALL DETECT	2,300	NO	ALL DETECT
METALS	ISM01.3	Manganese, Total	MN	YPSS10	10/21/2011 0:00	0	0	155		mg/kg	N,E		Historical	3.265	YES	ALL DETECT	1,800	NO	ALL DETECT	2,300	NO	ALL DETECT
METALS	ISM01.3	Manganese, Total	MN	YPSS11	10/21/2011 0:00	0	0	137		mg/kg	N,E		Historical	3.265	YES	ALL DETECT	1,800	NO	ALL DETECT	2,300	NO	ALL DETECT
METALS	ISM01.3	Manganese, Total	MN	YPSS12	10/21/2011 0:00	0	0	182		mg/kg	N,E		Historical	3.265	YES	ALL DETECT	1,800	NO	ALL DETECT	2,300	NO	ALL DETECT
METALS	ISM01.3	Manganese, Total	MN	YPSS13	10/21/2011 0:00	0	0	222		mg/kg	N,E		Historical	3.265	YES	ALL DETECT	1,800	NO	ALL DETECT	2,300	NO	ALL DETECT
METALS	ISM01.3	Manganese, Total	MN	YPSS14	10/21/2011 0:00	0	0	104		mg/kg	N,E		Historical	3.265	YES	ALL DETECT	1,800	NO	ALL DETECT	2,300	NO	ALL DETECT
METALS	ISM01.3	Manganese, Total	MN	YPSS15	10/21/2011 0:00	0	0	193		mg/kg	N,E		Historical	3.265	YES	ALL DETECT	1,800	NO	ALL DETECT	2,300	NO	ALL DETECT
METALS	ISM01.3	Manganese, Total	MN	YPSS16	10/21/2011 0:00	0	0	188		mg/kg	N,E		Historical	3.265	YES	ALL DETECT	1,800	NO	ALL DETECT	2,300	NO	ALL DETECT
METALS	ISM01.3	Manganese, Total	MN	YPSS18	10/21/2011 0:00	0	0	179		mg/kg	N,E		Historical	3.265	YES	ALL DETECT	1,800	NO	ALL DETECT	2,300	NO	ALL DETECT
METALS	ISM01.3	Manganese, Total	MN	YPSS19	10/21/2011 0:00	0	0	330		mg/kg	N,E		Historical	3.265	YES	ALL DETECT	1,800	NO	ALL DETECT	2,300	NO	ALL DETECT
VOC	SOM01.2	m,p-Xylene	MPXYLENE	YPDS0111	10/21/2011 0:00	0	0		0.006	mg/kg	U		Historical	4.49	NA	NO	590	ND	NO	250	ND	NO
VOC	SOM01.2	m,p-Xylene	MPXYLENE	YPDS0210	10/21/2011 0:00	0	0		0.0059	mg/kg	U		Historical	4.49	NA	NO	590	ND	NO	250	ND	NO
VOC	SOM01.2	m,p-Xylene	MPXYLENE	YPDS0312	10/21/2011 0:00	0	0		0.32	mg/kg	U		Historical	4.49	NA	NO	590	ND	NO	250	ND	NO

TABLE 3-6A. SURFACE SOIL POINT-BY-POINT CONSTITUENT OF CONCERN (COC) SCREEN
WYOMING DEPARTMENT OF ENVIRONMENTAL QUALITY, LARAMIE FORMER YTTRIUM PLANT, LARAMIE, WYOMING

CATEGORY	METHOD	ANALYTE	TRI-CAS	SAMPLE_ID	DATE TIME SAMPLED	SAMPLE START DEPTH	SAMPLE END DEPTH	DETECTED RESULTS	NON-DETECTED (METHOD DETECTION LIMIT (MDL))	UNITS	LAB QUALIFIER	DATA VALIDATION REVIEWER QUALIFIER	LABORATORY DATA SET NUMBER	MIGRATION TO GROUNDWATER - FACT SHEET #12 (mg/kg)	IS DETECT VALUE > SCREENING LEVEL	IS MDL > SCREENING LEVEL	RESIDENTIAL SOIL SCREENING VALUES - FACT SHEET #12 (mg/kg)	IS DETECT VALUE > SCREENING LEVEL	IS MDL > SCREENING LEVEL	INDUSTRIAL SCREENING VALUES - EPA RSL (mg/kg)	IS DETECT VALUE > SCREENING LEVEL	IS MDL > SCREENING LEVEL
VOC	SOM01.2	m,p-Xylene	MPXYLENE	YPDS0410	10/21/2011 0:00	0	0		0.32	mg/kg	U		Historical	4.49	NA	NO	590	ND	NO	250	ND	NO
VOC	SOM01.2	m,p-Xylene	MPXYLENE	YPDS0509	10/21/2011 0:00	0	0	0.83		mg/kg	J		Historical	4.49	NA	NO	590	NO	ALL DETECT	250	NO	ALL DETECT
VOC	SOM01.2	m,p-Xylene	MPXYLENE	YPDS0612	10/21/2011 0:00	0	0		0.57	mg/kg	U		Historical	4.49	NA	NO	590	ND	NO	250	ND	NO
VOC	SOM01.2	m,p-Xylene	MPXYLENE	YPDS0714	10/21/2011 0:00	0	0	0.0002		mg/kg	J		Historical	4.49	NA	NO	590	NO	ALL DETECT	250	NO	ALL DETECT
VOC	SOM01.2	m,p-Xylene	MPXYLENE	YPDS0812	10/21/2011 0:00	0	0		0.0052	mg/kg	U		Historical	4.49	NA	NO	590	ND	NO	250	ND	NO
VOC	SOM01.2	m,p-Xylene	MPXYLENE	YPDS0912	10/21/2011 0:00	0	0		0.0055	mg/kg	U		Historical	4.49	NA	NO	590	ND	NO	250	ND	NO
VOC	SOM01.2	m,p-Xylene	MPXYLENE	YPDS1012	10/21/2011 0:00	0	0	0.00033		mg/kg	J		Historical	4.49	NA	NO	590	NO	ALL DETECT	250	NO	ALL DETECT
VOC	SOM01.2	m,p-Xylene	MPXYLENE	YPDS1111	10/21/2011 0:00	0	0	0.028		mg/kg	J		Historical	4.49	NA	NO	590	NO	ALL DETECT	250	NO	ALL DETECT
VOC	SOM01.2	m,p-Xylene	MPXYLENE	YPDS1212	10/21/2011 0:00	0	0		0.0064	mg/kg	U		Historical	4.49	NA	NO	590	ND	NO	250	ND	NO
VOC	SOM01.2	m,p-Xylene	MPXYLENE	YPDS1312	10/21/2011 0:00	0	0		0.0067	mg/kg	U		Historical	4.49	NA	NO	590	ND	NO	250	ND	NO
VOC	SOM01.2	m,p-Xylene	MPXYLENE	YPDS1408	10/21/2011 0:00	0	0		6.2	mg/kg	U		Historical	4.49	NA	YES	590	ND	NO	250	ND	NO
VOC	SOM01.2	m,p-Xylene	MPXYLENE	YPDS1512	10/21/2011 0:00	0	0	0.00031		mg/kg	J		Historical	4.49	NA	NO	590	NO	ALL DETECT	250	NO	ALL DETECT
VOC	SOM01.2	m,p-Xylene	MPXYLENE	YPDS1612	10/21/2011 0:00	0	0		0.0055	mg/kg	U		Historical	4.49	NA	NO	590	ND	NO	250	ND	NO
METALS	SW 6010B	Sodium, Total	NA	LYMW09 (1-2 ft)	1/15/2014 15:00	1	2	790		mg/kg			280-51290-1		NA	NA		NA	NA		NA	NA
METALS	SW 6010B	Sodium, Total	NA	LYMW10 (1-2 ft)	1/15/2014 11:00	1	2		530	mg/kg	J	U	280-51290-1		NA	NA		NA	NA		NA	NA
METALS	SW 6010B	Sodium, Total	NA	LYMW11 (1-2 ft)	1/15/2014 10:00	1	2		490	mg/kg	J	U	280-51290-1		NA	NA		NA	NA		NA	NA
METALS	SW 6010B	Sodium, Total	NA	LYMW12 (1-2 ft)	1/15/2014 16:00	1	2		540	mg/kg	J	U	280-51290-1		NA	NA		NA	NA		NA	NA
METALS	SW 6010B	Sodium, Total	NA	LYMW13 (1-2 ft)	1/15/2014 9:00	1	2		500	mg/kg	J	U	280-51290-1		NA	NA		NA	NA		NA	NA
METALS	SW 6010B	Sodium, Total	NA	LYMW14 (1-2 ft)	1/15/2014 13:00	1	2	580		mg/kg			280-51290-1		NA	NA		NA	NA		NA	NA
METALS	6010B	Sodium, Total	NA	LYSOAA01	6/4/2012 0:00	0	0	280.4		mg/kg			Historical		NA	NA		NA	NA		NA	NA
METALS	6010B	Sodium, Total	NA	LYSOAA01D	6/4/2012 0:00	0	0	283.3		mg/kg			Historical		NA	NA		NA	NA		NA	NA
METALS	6010B	Sodium, Total	NA	LYSOAA02	6/4/2012 0:00	0	0	218.3		mg/kg			Historical		NA	NA		NA	NA		NA	NA
METALS	6010B	Sodium, Total	NA	LYSOAA03	6/4/2012 0:00	0	0	232.2		mg/kg			Historical		NA	NA		NA	NA		NA	NA
METALS	6010B	Sodium, Total	NA	LYSOAA05	6/4/2012 0:00	0	0	168.6		mg/kg			Historical		NA	NA		NA	NA		NA	NA
METALS	6010B	Sodium, Total	NA	LYSOAB01	6/4/2012 0:00	0	0	213.6		mg/kg			Historical		NA	NA		NA	NA		NA	NA
METALS	6010B	Sodium, Total	NA	LYSOAB02	6/4/2012 0:00	0	0	229.2		mg/kg			Historical		NA	NA		NA	NA		NA	NA
METALS	6010B	Sodium, Total	NA	LYSOAB03	6/4/2012 0:00	0	0	425		mg/kg			Historical		NA	NA		NA	NA		NA	NA
METALS	6010B	Sodium, Total	NA	LYSOAC03	6/4/2012 0:00	0	0	275		mg/kg			Historical		NA	NA		NA	NA		NA	NA
METALS	6010B	Sodium, Total	NA	LYSOAD02	6/4/2012 0:00	0	0	341.5		mg/kg			Historical		NA	NA		NA	NA		NA	NA
METALS	6010B	Sodium, Total	NA	LYSOAD03	6/4/2012 0:00	0	0	541.3		mg/kg			Historical		NA	NA		NA	NA		NA	NA
METALS	6010B	Sodium, Total	NA	LYSOAE02	6/4/2012 0:00	0	0	372.6		mg/kg			Historical		NA	NA		NA	NA		NA	NA
METALS	6010B	Sodium, Total	NA	LYSOAE03	6/4/2012 0:00	0	0	433.3		mg/kg			Historical		NA	NA		NA	NA		NA	NA
METALS	6010B	Sodium, Total	NA	LYSOAE05	6/4/2012 0:00	0	0	294.4		mg/kg			Historical		NA	NA		NA	NA		NA	NA
METALS	6010B	Sodium, Total	NA	LYSSB0303	6/4/2012 0:00	0	0	555.8		mg/kg			Historical		NA	NA		NA	NA		NA	NA
METALS	6010B	Sodium, Total	NA	LYSSC0101	6/4/2012 0:00	0	0	143.9		mg/kg			Historical		NA	NA		NA	NA		NA	NA
METALS	ISM01.3	Sodium, Total	NA	YPDS0111	10/21/2011 0:00	0	0	281		mg/kg	J		Historical		NA	NA		NA	NA		NA	NA
METALS	ISM01.3	Sodium, Total	NA	YPDS0210	10/21/2011 0:00	0	0	997		mg/kg			Historical		NA	NA		NA	NA		NA	NA
METALS	ISM01.3	Sodium, Total	NA	YPDS0312	10/21/2011 0:00	0	0	52.6		mg/kg	J		Historical		NA	NA		NA	NA		NA	NA
METALS	ISM01.3	Sodium, Total	NA	YPDS0410	10/21/2011 0:00	0	0	36.8		mg/kg	J		Historical		NA	NA		NA	NA		NA	NA
METALS	ISM01.3	Sodium, Total	NA	YPDS0509	10/21/2011 0:00	0	0	211		mg/kg	J		Historical		NA	NA		NA	NA		NA	NA
METALS	ISM01.3	Sodium, Total	NA	YPDS0612	10/21/2011 0:00	0	0	41.7		mg/kg	J		Historical		NA	NA		NA	NA		NA	NA
METALS	ISM01.3	Sodium, Total	NA	YPDS0714	10/21/2011 0:00	0	0	96.5		mg/kg	J		Historical		NA	NA		NA	NA		NA	NA
METALS	ISM01.3	Sodium, Total	NA	YPDS0812	10/21/2011 0:00	0	0	58.9		mg/kg	J		Historical		NA	NA		NA	NA		NA	NA
METALS	ISM01.3	Sodium, Total	NA	YPDS0912	10/21/2011 0:00	0	0	57.4		mg/kg	J		Historical		NA	NA		NA	NA		NA	NA
METALS	ISM01.3	Sodium, Total	NA	YPDS1012	10/21/2011 0:00	0	0	44.3		mg/kg	J		Historical		NA	NA		NA	NA		NA	NA
METALS	ISM01.3	Sodium, Total	NA	YPDS1111	10/21/2011 0:00	0	0	209		mg/kg	J		Historical		NA	NA		NA	NA		NA	NA
METALS	ISM01.3	Sodium, Total	NA	YPDS1212	10/21/2011 0:00	0	0	50.6		mg/kg	J		Historical		NA	NA		NA	NA		NA	NA
METALS	ISM01.3	Sodium, Total	NA	YPDS1312	10/21/2011 0:00	0	0	55.5		mg/kg	J		Historical		NA	NA		NA	NA		NA	NA
METALS	ISM01.3	Sodium, Total	NA	YPDS1408	10/21/2011 0:00	0	0	82.1		mg/kg	J		Historical		NA	NA		NA	NA		NA	NA
METALS	ISM01.3	Sodium, Total	NA	YPDS1512	10/21/2011 0:00	0	0	372		mg/kg	J		Historical		NA	NA		NA	NA		NA	NA
METALS	ISM01.3	Sodium, Total	NA	YPDS1612	10/21/2011 0:00	0	0	75.4		mg/kg	J		Historical		NA	NA		NA	NA		NA	NA
METALS	ISM01.3	Sodium, Total	NA	YPSS01	10/21/2011 0:00	0	0	72.4		mg/kg	J		Historical		NA	NA		NA	NA		NA	NA
METALS	ISM01.3	Sodium, Total	NA	YPSS02	10/21/2011 0:00	0	0	98.4		mg/kg	J		Historical		NA	NA		NA	NA		NA	NA
METALS	ISM01.3	Sodium, Total	NA	YPSS03	10/21/2011 0:00	0	0	117		mg/kg	J		Historical		NA	NA		NA	NA		NA	NA
METALS	ISM01.3	Sodium, Total	NA	YPSS04	10/21/2011 0:00	0	0	70.1		mg/kg	J		Historical		NA	NA		NA	NA		NA	NA
METALS	ISM01.3	Sodium, Total	NA	YPSS05	10/21/2011 0:00	0	0	81.7		mg/kg	J		Historical		NA	NA		NA	NA		NA	NA
METALS	ISM01.3	Sodium, Total	NA	YPSS06	10/21/2011 0:00	0	0	98.2		mg/kg	J		Historical		NA	NA		NA	NA		NA	NA
METALS	ISM01.3	Sodium, Total	NA	YPSS07	10/21/2011 0:00	0	0	98.4		mg/kg	J		Historical		NA	NA		NA	NA		NA	NA
METALS	ISM01.3	Sodium, Total	NA	YPSS08	10/21/2011 0:00	0	0	136		mg/kg	J		Historical		NA	NA		NA	NA		NA	NA
METALS	ISM01.3	Sodium, Total	NA	YPSS09	10/21/2011 0:00	0	0	241		mg/kg	J		Historical		NA	NA		NA	NA		NA	NA
METALS	ISM01.3	Sodium, Total	NA	YPSS10	10/21/2011 0:00	0	0	48.8		mg/kg	J		Historical		NA	NA		NA	NA		NA	NA
METALS	ISM01.3	Sodium, Total	NA	YPSS11	10/21/2011 0:00	0	0	98.3		mg/kg	J		Historical		NA	NA		NA	NA		NA	NA
METALS	ISM01.3	Sodium, Total	NA	YPSS12	10/21/2011 0:00	0	0	66.5		mg/kg	J		Historical		NA	NA		NA	NA		NA	NA
METALS	ISM01.3	Sodium, Total	NA	YPSS13	10/21/2011 0:00	0	0	119		mg/kg	J		Historical		NA	NA		NA	NA		NA	NA
METALS	ISM01.3	Sodium, Total	NA	YPSS14	10/21/2011 0:00	0	0	81.8		mg/kg	J		Historical		NA	NA		NA	NA		NA	NA
METALS	ISM01.3	Sodium, Total	NA	YPSS15	10/21/2011 0:00	0	0	212		mg/kg	J		Historical		NA	NA		NA	NA		NA	NA
METALS	ISM01.3	Sodium, Total	NA	YPSS16	10/21/2011 0:00	0	0	79.3		mg/kg	J		Historical		NA	NA		NA	NA		NA	NA
METALS	ISM01.3	Sodium, Total	NA	YPSS18	10/21/2011 0:00	0	0	139		mg/kg	J		Historical		NA	NA		NA	NA		NA	NA
METALS	ISM01.3	Sodium, Total	NA	YPSS19	10/21/2011 0:00	0	0	91.3		mg/kg	J		Historical		NA	NA		NA	NA		NA	NA
GENERAL	20B	Sodium, Exchangeable Percentage	NA_EXCH_P	LYMW09 (1-2 ft)	1/15/2014 15:00	1	2	3.9		unitless			280-51290-1		NA	NA		NA	NA		NA	NA
GENERAL	20B	Sodium, Exchangeable Percentage	NA_EXCH_P	LYMW10 (1-2 ft)	1/15/2014 11:00	1	2		0	unitless	U		280-51290-1		NA	NA		NA	NA		NA	NA
GENERAL	20B	Sodium, Exchangeable Percentage	NA_EXCH_P	LYMW11 (1-2 ft)	1/15/2014 10:00	1	2		0	unitless	U		280-51290-1		NA	NA		NA	NA		NA	NA
GENERAL	20B	Sodium, Exchangeable Percentage	NA_EXCH_P	LYMW12 (1-2 ft)	1/15/2014 16:00	1	2		0	unitless	U		280-51290-1		NA	NA		NA	NA		NA	NA
GENERAL	20B	Sodium, Exchangeable Percentage	NA_EXCH_P	LYMW13 (1-2 ft)	1/15/2014 9:00	1	2	3		unitless			280-51290-1		NA	NA		NA	NA		NA	NA
GENERAL	20B	Sodium, Exchangeable Percentage	NA_EXCH_P	LYMW14 (1-2 ft)	1/15/2014 13:00	1	2	1.6		unitless			280-51290-1		NA	NA		NA	NA		NA	NA
METALS	SW6020	Nickel, Total	NI	LYMW09 (1-2 ft)	1/15/2014 15:00	1	2	8.7		mg/kg			280-51290-1	43.5	NO	ALL DETECT	1,500	NO	ALL DETECT	2,000	NO	ALL DETECT
METALS	SW6020	Nickel, Total	NI	LYMW10 (1-2 ft)	1/15/2014 11:00	1	2	11		mg/kg			280-51290-1	43.5	NO	ALL DETECT	1,500	NO	ALL DETECT	2,000	NO	ALL DETECT
METALS	SW6020	Nickel, Total	NI	LYMW11 (1-2 ft)	1/15/2014 10:00	1	2	11		mg/kg			280-51290-1	43.5	NO	ALL DETECT	1,500	NO	ALL DETECT	2,000	NO	ALL DETECT
METALS	SW6020	Nickel, Total	NI	LYMW12 (1-2 ft)	1/15/2014 16:00	1	2	8.9		mg/kg			280-51290-1	43.5	NO	ALL DETECT	1,500	NO	ALL DETECT	2,000	NO	ALL DETECT
METALS	SW6020	Nickel, Total	NI	LYMW13 (1-2 ft)	1/15/2014 9:00	1	2	8.3		mg/kg			280-51290-1	43.5	NO	ALL DETECT	1,500	NO	ALL DETECT	2,000	NO	ALL DETECT
METALS	SW6020	Nickel, Total	NI	LYMW14 (1-2 ft)	1/15/2014 13:00	1	2	13		mg/kg			280-51290-1	43.5	NO	ALL DETECT	1,500	NO	ALL DETECT	2,000	NO	ALL DETECT
METALS	6010B	Nickel, Total	NI	LYSOAA01	6/4/2012 0:00	0	0	19.4		mg/kg			Historical	43.5	NO	ALL DETECT	1,500	NO	ALL DETECT	2,000	NO	ALL DETECT
METALS	6010B	Nickel, Total	NI	LYSOAA01D	6/4/2012 0:00	0	0	19.9		mg/kg			Historical	43.5	NO	ALL DETECT	1,500	NO	ALL DETECT	2,000	NO	ALL DETECT
METALS	6010B	Nickel, Total	NI	LYSOAA02	6/4/2012 0:00	0	0	15.4		mg/kg			Historical	43.5	NO	ALL DETECT	1,500	NO	ALL DETECT	2,000	NO	ALL DETECT
METALS	6010B	Nickel, Total	NI	LYSOAA03	6/4/2012 0:00	0	0	15.9		mg/kg			Historical	43.5	NO	ALL DETECT	1,500	NO	ALL DETECT	2,000	NO	ALL DETECT
METALS	6010B	Nickel, Total	NI	LYSOAA05	6/4/2012 0:00	0	0	20.2		mg/kg			Historical	43.5	NO	ALL DETECT	1,500	NO	ALL DETECT	2,000	NO	ALL DETECT
METALS	6010B	Nickel, Total	NI	LYSOAB01	6/4/2012 0:00	0	0	15.6		mg/kg			Historical	43.5	NO	ALL DETECT	1,500	NO	ALL DETECT	2,000	NO	ALL DETECT
METALS	6010B	Nickel, Total	NI	LYSOAB02	6/4/2012 0:00	0	0	16.3		mg/kg			Historical	43.5	NO	ALL DETECT	1,500	NO	ALL DETECT	2,000	NO	ALL DETECT
METALS	6010B	Nickel, Total	NI	LYSOAB03	6/4/2012 0:00	0	0	23.8		mg/kg			Historical	43.5	NO	ALL DETECT	1,500	NO	ALL DETECT	2,000	NO	ALL DETECT
METALS	6010B	Nickel, Total	NI	LYSOAC03	6/4/2012 0:00	0	0	18.5		mg/kg			Historical	43.5	NO	ALL DETECT	1,500	NO	ALL DETECT	2,000	NO	ALL DETECT
METALS	6010B	Nickel, Total	NI	LYSOAD02	6/4/2012 0:00	0	0	57.4		mg/kg			Historical	43.5	YES	ALL DETECT	1,500	NO	ALL DETECT	2,000	NO	ALL DETECT
METALS	6010B	Nickel, Total	NI	LYSOAD03	6/4/2012 0:00	0	0	20.6		mg/kg			Historical	43.5	NO	ALL DETECT	1,500	NO	ALL DETECT	2,000	NO	ALL DETECT
METALS	6010B	Nickel, Total	NI	LYSOAE02	6/4/2012 0:00	0	0	21		mg/kg			Historical	43.5	NO	ALL DETECT	1,500	NO	ALL DETECT	2,000	NO	ALL DETECT
METALS	6010B	Nickel, Total	NI	LYSOAE03	6/4/2012 0:00	0	0	33.9		mg/kg			Historical	43.5	NO	ALL DETECT	1,500	NO	ALL DETECT	2,000	NO	ALL DETECT

TABLE 3-6A. SURFACE SOIL POINT-BY-POINT CONSTITUENT OF CONCERN (COC) SCREEN
WYOMING DEPARTMENT OF ENVIRONMENTAL QUALITY, LARAMIE FORMER YTTRIUM PLANT, LARAMIE, WYOMING

CATEGORY	METHOD	ANALYTE	TRI-CAS	SAMPLE_ID	DATE TIME SAMPLED	SAMPLE START DEPTH	SAMPLE END DEPTH	DETECTED RESULTS	NON-DETECTED (METHOD DETECTION LIMIT (MDL))	UNITS	LAB QUALIFIER	DATA VALIDATION REVIEWER QUALIFIER	LABORATORY DATA SET NUMBER	MIGRATION TO GROUNDWATER - FACT SHEET #12 (mg/kg)	IS DETECT VALUE > SCREENING LEVEL	IS MDL > SCREENING LEVEL	RESIDENTIAL SOIL SCREENING VALUES - FACT SHEET #12 (mg/kg)	IS DETECT VALUE > SCREENING LEVEL	IS MDL > SCREENING LEVEL	INDUSTRIAL SCREENING VALUES - EPA RSL (mg/kg)	IS DETECT VALUE > SCREENING LEVEL	IS MDL > SCREENING LEVEL
METALS	6010B	Nickel, Total	NI	LYSOAE05	6/4/2012 0:00	0	0	23		mg/kg			Historical	43.5	NO	ALL DETECT	1,500	NO	ALL DETECT	2,000	NO	ALL DETECT
METALS	6010B	Nickel, Total	NI	LYSSB0303	6/4/2012 0:00	0	0	11.2		mg/kg			Historical	43.5	NO	ALL DETECT	1,500	NO	ALL DETECT	2,000	NO	ALL DETECT
METALS	6010B	Nickel, Total	NI	LYSSC0101	6/4/2012 0:00	0	0	9.6		mg/kg			Historical	43.5	NO	ALL DETECT	1,500	NO	ALL DETECT	2,000	NO	ALL DETECT
METALS	ISM01.3	Nickel, Total	NI	YPDS0111	10/21/2011 0:00	0	0	22.5		mg/kg			Historical	43.5	NO	ALL DETECT	1,500	NO	ALL DETECT	2,000	NO	ALL DETECT
METALS	ISM01.3	Nickel, Total	NI	YPDS0210	10/21/2011 0:00	0	0	17.8		mg/kg			Historical	43.5	NO	ALL DETECT	1,500	NO	ALL DETECT	2,000	NO	ALL DETECT
METALS	ISM01.3	Nickel, Total	NI	YPDS0312	10/21/2011 0:00	0	0	6.4		mg/kg			Historical	43.5	NO	ALL DETECT	1,500	NO	ALL DETECT	2,000	NO	ALL DETECT
METALS	ISM01.3	Nickel, Total	NI	YPDS0410	10/21/2011 0:00	0	0	1.9		mg/kg	J		Historical	43.5	NO	ALL DETECT	1,500	NO	ALL DETECT	2,000	NO	ALL DETECT
METALS	ISM01.3	Nickel, Total	NI	YPDS0509	10/21/2011 0:00	0	0	13.4		mg/kg			Historical	43.5	NO	ALL DETECT	1,500	NO	ALL DETECT	2,000	NO	ALL DETECT
METALS	ISM01.3	Nickel, Total	NI	YPDS0612	10/21/2011 0:00	0	0	2.6		mg/kg	J		Historical	43.5	NO	ALL DETECT	1,500	NO	ALL DETECT	2,000	NO	ALL DETECT
METALS	ISM01.3	Nickel, Total	NI	YPDS0714	10/21/2011 0:00	0	0	12.8		mg/kg			Historical	43.5	NO	ALL DETECT	1,500	NO	ALL DETECT	2,000	NO	ALL DETECT
METALS	ISM01.3	Nickel, Total	NI	YPDS0812	10/21/2011 0:00	0	0	2.7		mg/kg	J		Historical	43.5	NO	ALL DETECT	1,500	NO	ALL DETECT	2,000	NO	ALL DETECT
METALS	ISM01.3	Nickel, Total	NI	YPDS0912	10/21/2011 0:00	0	0	2.5		mg/kg	J		Historical	43.5	NO	ALL DETECT	1,500	NO	ALL DETECT	2,000	NO	ALL DETECT
METALS	ISM01.3	Nickel, Total	NI	YPDS1012	10/21/2011 0:00	0	0	1.7		mg/kg	J		Historical	43.5	NO	ALL DETECT	1,500	NO	ALL DETECT	2,000	NO	ALL DETECT
METALS	ISM01.3	Nickel, Total	NI	YPDS1111	10/21/2011 0:00	0	0	6.9		mg/kg			Historical	43.5	NO	ALL DETECT	1,500	NO	ALL DETECT	2,000	NO	ALL DETECT
METALS	ISM01.3	Nickel, Total	NI	YPDS1212	10/21/2011 0:00	0	0	5.6		mg/kg			Historical	43.5	NO	ALL DETECT	1,500	NO	ALL DETECT	2,000	NO	ALL DETECT
METALS	ISM01.3	Nickel, Total	NI	YPDS1312	10/21/2011 0:00	0	0	1.6		mg/kg	J		Historical	43.5	NO	ALL DETECT	1,500	NO	ALL DETECT	2,000	NO	ALL DETECT
METALS	ISM01.3	Nickel, Total	NI	YPDS1408	10/21/2011 0:00	0	0	2.2		mg/kg	J		Historical	43.5	NO	ALL DETECT	1,500	NO	ALL DETECT	2,000	NO	ALL DETECT
METALS	ISM01.3	Nickel, Total	NI	YPDS1512	10/21/2011 0:00	0	0	20.2		mg/kg			Historical	43.5	NO	ALL DETECT	1,500	NO	ALL DETECT	2,000	NO	ALL DETECT
METALS	ISM01.3	Nickel, Total	NI	YPDS1612	10/21/2011 0:00	0	0	2.2		mg/kg	J		Historical	43.5	NO	ALL DETECT	1,500	NO	ALL DETECT	2,000	NO	ALL DETECT
METALS	ISM01.3	Nickel, Total	NI	YPSS01	10/21/2011 0:00	0	0	4.5		mg/kg			Historical	43.5	NO	ALL DETECT	1,500	NO	ALL DETECT	2,000	NO	ALL DETECT
METALS	ISM01.3	Nickel, Total	NI	YPSS02	10/21/2011 0:00	0	0	8.9		mg/kg			Historical	43.5	NO	ALL DETECT	1,500	NO	ALL DETECT	2,000	NO	ALL DETECT
METALS	ISM01.3	Nickel, Total	NI	YPSS03	10/21/2011 0:00	0	0	10.4		mg/kg			Historical	43.5	NO	ALL DETECT	1,500	NO	ALL DETECT	2,000	NO	ALL DETECT
METALS	ISM01.3	Nickel, Total	NI	YPSS04	10/21/2011 0:00	0	0	10.2		mg/kg			Historical	43.5	NO	ALL DETECT	1,500	NO	ALL DETECT	2,000	NO	ALL DETECT
METALS	ISM01.3	Nickel, Total	NI	YPSS05	10/21/2011 0:00	0	0	8.7		mg/kg			Historical	43.5	NO	ALL DETECT	1,500	NO	ALL DETECT	2,000	NO	ALL DETECT
METALS	ISM01.3	Nickel, Total	NI	YPSS06	10/21/2011 0:00	0	0	9		mg/kg			Historical	43.5	NO	ALL DETECT	1,500	NO	ALL DETECT	2,000	NO	ALL DETECT
METALS	ISM01.3	Nickel, Total	NI	YPSS07	10/21/2011 0:00	0	0	8.1		mg/kg			Historical	43.5	NO	ALL DETECT	1,500	NO	ALL DETECT	2,000	NO	ALL DETECT
METALS	ISM01.3	Nickel, Total	NI	YPSS08	10/21/2011 0:00	0	0	15.5		mg/kg			Historical	43.5	NO	ALL DETECT	1,500	NO	ALL DETECT	2,000	NO	ALL DETECT
METALS	ISM01.3	Nickel, Total	NI	YPSS09	10/21/2011 0:00	0	0	12.9		mg/kg			Historical	43.5	NO	ALL DETECT	1,500	NO	ALL DETECT	2,000	NO	ALL DETECT
METALS	ISM01.3	Nickel, Total	NI	YPSS10	10/21/2011 0:00	0	0	6.5		mg/kg			Historical	43.5	NO	ALL DETECT	1,500	NO	ALL DETECT	2,000	NO	ALL DETECT
METALS	ISM01.3	Nickel, Total	NI	YPSS11	10/21/2011 0:00	0	0	8.3		mg/kg			Historical	43.5	NO	ALL DETECT	1,500	NO	ALL DETECT	2,000	NO	ALL DETECT
METALS	ISM01.3	Nickel, Total	NI	YPSS12	10/21/2011 0:00	0	0	60		mg/kg			Historical	43.5	YES	ALL DETECT	1,500	NO	ALL DETECT	2,000	NO	ALL DETECT
METALS	ISM01.3	Nickel, Total	NI	YPSS13	10/21/2011 0:00	0	0	9.2		mg/kg			Historical	43.5	NO	ALL DETECT	1,500	NO	ALL DETECT	2,000	NO	ALL DETECT
METALS	ISM01.3	Nickel, Total	NI	YPSS14	10/21/2011 0:00	0	0	4.6		mg/kg			Historical	43.5	NO	ALL DETECT	1,500	NO	ALL DETECT	2,000	NO	ALL DETECT
METALS	ISM01.3	Nickel, Total	NI	YPSS15	10/21/2011 0:00	0	0	8.7		mg/kg			Historical	43.5	NO	ALL DETECT	1,500	NO	ALL DETECT	2,000	NO	ALL DETECT
METALS	ISM01.3	Nickel, Total	NI	YPSS16	10/21/2011 0:00	0	0	8.4		mg/kg			Historical	43.5	NO	ALL DETECT	1,500	NO	ALL DETECT	2,000	NO	ALL DETECT
METALS	ISM01.3	Nickel, Total	NI	YPSS18	10/21/2011 0:00	0	0	13.5		mg/kg			Historical	43.5	NO	ALL DETECT	1,500	NO	ALL DETECT	2,000	NO	ALL DETECT
METALS	ISM01.3	Nickel, Total	NI	YPSS19	10/21/2011 0:00	0	0	23.1		mg/kg			Historical	43.5	NO	ALL DETECT	1,500	NO	ALL DETECT	2,000	NO	ALL DETECT
METALS	SW6020	Lead, Total	PB	LYMW09 (1-2 ft)	1/15/2014 15:00	1	2	20		mg/kg			280-51290-1	13.5	YES	ALL DETECT	400	NO	ALL DETECT	800	NO	ALL DETECT
METALS	SW6020	Lead, Total	PB	LYMW10 (1-2 ft)	1/15/2014 11:00	1	2	230		mg/kg			280-51290-1	13.5	YES	ALL DETECT	400	NO	ALL DETECT	800	NO	ALL DETECT
METALS	SW6020	Lead, Total	PB	LYMW11 (1-2 ft)	1/15/2014 10:00	1	2	24		mg/kg			280-51290-1	13.5	YES	ALL DETECT	400	NO	ALL DETECT	800	NO	ALL DETECT
METALS	SW6020	Lead, Total	PB	LYMW12 (1-2 ft)	1/15/2014 16:00	1	2	4.7		mg/kg			280-51290-1	13.5	NO	ALL DETECT	400	NO	ALL DETECT	800	NO	ALL DETECT
METALS	SW6020	Lead, Total	PB	LYMW13 (1-2 ft)	1/15/2014 9:00	1	2	19		mg/kg			280-51290-1	13.5	YES	ALL DETECT	400	NO	ALL DETECT	800	NO	ALL DETECT
METALS	SW6020	Lead, Total	PB	LYMW14 (1-2 ft)	1/15/2014 13:00	1	2	11		mg/kg			280-51290-1	13.5	NO	ALL DETECT	400	NO	ALL DETECT	800	NO	ALL DETECT
METALS	6010B	Lead, Total	PB	LYSOAA01	6/4/2012 0:00	0	0	523		mg/kg			Historical	13.5	YES	ALL DETECT	400	YES	ALL DETECT	800	NO	ALL DETECT
METALS	6010B	Lead, Total	PB	LYSOAA01D	6/4/2012 0:00	0	0	555		mg/kg			Historical	13.5	YES	ALL DETECT	400	YES	ALL DETECT	800	NO	ALL DETECT
METALS	6010B	Lead, Total	PB	LYSOAA02	6/4/2012 0:00	0	0	1030		mg/kg			Historical	13.5	YES	ALL DETECT	400	YES	ALL DETECT	800	YES	ALL DETECT
METALS	6010B	Lead, Total	PB	LYSOAA03	6/4/2012 0:00	0	0	1610		mg/kg			Historical	13.5	YES	ALL DETECT	400	YES	ALL DETECT	800	YES	ALL DETECT
METALS	6010B	Lead, Total	PB	LYSOAA05	6/4/2012 0:00	0	0	761		mg/kg			Historical	13.5	YES	ALL DETECT	400	YES	ALL DETECT	800	NO	ALL DETECT
METALS	6010B	Lead, Total	PB	LYSOAB01	6/4/2012 0:00	0	0	515		mg/kg			Historical	13.5	YES	ALL DETECT	400	YES	ALL DETECT	800	NO	ALL DETECT
METALS	6010B	Lead, Total	PB	LYSOAB02	6/4/2012 0:00	0	0	778		mg/kg			Historical	13.5	YES	ALL DETECT	400	YES	ALL DETECT	800	NO	ALL DETECT
METALS	6010B	Lead, Total	PB	LYSOAB03	6/4/2012 0:00	0	0	2140		mg/kg			Historical	13.5	YES	ALL DETECT	400	YES	ALL DETECT	800	YES	ALL DETECT
METALS	6010B	Lead, Total	PB	LYSOAC03	6/4/2012 0:00	0	0	957		mg/kg			Historical	13.5	YES	ALL DETECT	400	YES	ALL DETECT	800	YES	ALL DETECT
METALS	6010B	Lead, Total	PB	LYSOAD02	6/4/2012 0:00	0	0	518		mg/kg			Historical	13.5	YES	ALL DETECT	400	YES	ALL DETECT	800	NO	ALL DETECT
METALS	6010B	Lead, Total	PB	LYSOAD03	6/4/2012 0:00	0	0	1280		mg/kg			Historical	13.5	YES	ALL DETECT	400	YES	ALL DETECT	800	YES	ALL DETECT
METALS	6010B	Lead, Total	PB	LYSOAE02	6/4/2012 0:00	0	0	550		mg/kg			Historical	13.5	YES	ALL DETECT	400	YES	ALL DETECT	800	NO	ALL DETECT
METALS	6010B	Lead, Total	PB	LYSOAE03	6/4/2012 0:00	0	0	354		mg/kg			Historical	13.5	YES	ALL DETECT	400	NO	ALL DETECT	800	NO	ALL DETECT
METALS	6010B	Lead, Total	PB	LYSOAE05	6/4/2012 0:00	0	0	218		mg/kg			Historical	13.5	YES	ALL DETECT	400	NO	ALL DETECT	800	NO	ALL DETECT
METALS	6010B	Lead, Total	PB	LYSSB0303	6/4/2012 0:00	0	0	12.7		mg/kg			Historical	13.5	NO	ALL DETECT	400	NO	ALL DETECT	800	NO	ALL DETECT
METALS	6010B	Lead, Total	PB	LYSSC0101	6/4/2012 0:00	0	0	71		mg/kg			Historical	13.5	YES	ALL DETECT	400	NO	ALL DETECT	800	NO	ALL DETECT
METALS	ISM01.3	Lead, Total	PB	YPDS0111	10/21/2011 0:00	0	0	12.7		mg/kg			Historical	13.5	NO	ALL DETECT	400	NO	ALL DETECT	800	NO	ALL DETECT
METALS	ISM01.3	Lead, Total	PB	YPDS0210	10/21/2011 0:00	0	0	10.6		mg/kg			Historical	13.5	NO	ALL DETECT	400	NO	ALL DETECT	800	NO	ALL DETECT
METALS	ISM01.3	Lead, Total	PB	YPDS0312	10/21/2011 0:00	0	0	4.1		mg/kg			Historical	13.5	NO	ALL DETECT	400	NO	ALL DETECT	800	NO	ALL DETECT
METALS	ISM01.3	Lead, Total	PB	YPDS0410	10/21/2011 0:00	0	0	1.7		mg/kg			Historical	13.5	NO	ALL DETECT	400	NO	ALL DETECT	800	NO	ALL DETECT
METALS	ISM01.3	Lead, Total	PB	YPDS0509	10/21/2011 0:00	0	0	7.1		mg/kg			Historical	13.5	NO	ALL DETECT	400	NO	ALL DETECT	800	NO	ALL DETECT
METALS	ISM01.3	Lead, Total	PB	YPDS0612	10/21/2011 0:00	0	0	2.3		mg/kg			Historical	13.5	NO	ALL DETECT	400	NO	ALL DETECT	800	NO	ALL DETECT
METALS	ISM01.3	Lead, Total	PB	YPDS0714	10/21/2011 0:00	0	0	5.4		mg/kg			Historical	13.5	NO	ALL DETECT	400	NO	ALL DETECT	800	NO	ALL DETECT
METALS	ISM01.3	Lead, Total	PB	YPDS0812	10/21/2011 0:00	0	0	2.2		mg/kg			Historical	13.5	NO	ALL DETECT	400	NO	ALL DETECT	800	NO	ALL DETECT
METALS	ISM01.3	Lead, Total	PB	YPDS0912	10/21/2011 0:00	0	0	2.2		mg/kg			Historical	13.5	NO	ALL DETECT	400	NO	ALL DETECT	800	NO	ALL DETECT
METALS	ISM01.3	Lead, Total	PB	YPDS1012	10/21/2011 0:00	0	0	2.3		mg/kg			Historical	13.5	NO	ALL DETECT	400	NO	ALL DETECT	800	NO	ALL DETECT
METALS	ISM01.3	Lead, Total	PB	YPDS1111	10/21/2011 0:00	0	0	5.6		mg/kg			Historical	13.5	NO	ALL DETECT	400	NO	ALL DETECT	800	NO	ALL DETECT
METALS	ISM01.3	Lead, Total	PB	YPDS1212	10/21/2011 0:00	0	0	3.5		mg/kg			Historical	13.5	NO	ALL DETECT	400	NO	ALL DETECT	800	NO	ALL DETECT
METALS	ISM01.3	Lead, Total	PB	YPDS1312	10/21/2011 0:00	0	0	1.8		mg/kg			Historical	13.5	NO	ALL DETECT	400	NO	ALL DETECT	800	NO	ALL DETECT
METALS	ISM01.3	Lead, Total	PB	YPDS1408	10/21/2011 0:00	0	0	1.8		mg/kg			Historical	13.5	NO	ALL DETECT	400	NO	ALL DETECT	800	NO	ALL DETECT
METALS	ISM01.3	Lead, Total	PB	YPDS1512	10/21/2011 0:00	0	0	11.3		mg/kg			Historical	13.5	NO	ALL DETECT	400	NO	ALL DETECT	800	NO	ALL DETECT
METALS	ISM01.3	Lead, Total	PB	YPDS1612	10/21/2011 0:00	0	0	1.9		mg/kg			Historical	13.5	NO	ALL DETECT	400	NO	ALL DETECT	800	NO	ALL DETECT
METALS	ISM01.3	Lead, Total	PB	YPSS01	10/21/2011 0:00	0	0	54.7		mg/kg			Historical	13.5	YES	ALL DETECT	400	NO	ALL DETECT	800	NO	ALL DETECT
METALS	ISM01.3	Lead, Total	PB	YPSS02	10/21/2011 0:00	0	0	62.3		mg/kg			Historical	13.5	YES	ALL DETECT	400	NO	ALL DETECT	800	NO	ALL DETECT
METALS	ISM01.3	Lead, Total	PB	YPSS03	10/21/2011 0:00	0	0	289		mg/kg			Historical	13.5	YES	ALL DETECT	400	NO	ALL DETECT	800	NO	ALL DETECT
METALS	ISM01.3	Lead, Total	PB	YPSS04	10/21/2011 0:00	0	0	10.9		mg/kg			Historical	13.5	NO	ALL DETECT	400	NO	ALL DETECT	800	NO	ALL DETECT
METALS	ISM01.3	Lead, Total	PB	YPSS05	10/21/2011 0:00	0	0	73.8		mg/kg			Historical	13.5	YES	ALL DETECT	400	NO	ALL DETECT	800	NO	ALL DETECT
METALS	ISM01.3	Lead, Total	PB	YPSS06	10/21/2011 0:00	0	0	18.7		mg/kg			Historical	13.5	YES	ALL DETECT	400	NO	ALL DETECT	800	NO	ALL DETECT
METALS	ISM01.3	Lead, Total	PB	YPSS07	10/21/2011 0:00	0	0	178		mg/kg			Historical	13.5	YES	ALL DETECT	400	NO	ALL DETECT	800	NO	ALL DETECT
METALS	ISM01.3	Lead, Total	PB	YPSS08	10/21/2011 0:00	0	0	77.5		mg/kg			Historical	13.5	YES	ALL DETECT	400	NO	ALL DETECT	800	NO	ALL DETECT
METALS	ISM01.3	Lead, Total	PB	YPSS09	10/21/2011 0:00	0	0	923		mg/kg			Historical	13.5	YES	ALL DETECT	400	YES	ALL DETECT	800	YES	ALL DETECT
METALS	ISM01.3	Lead, Total	PB	YPSS10	10/21/2011 0:00	0	0	65		mg/kg			Historical	13.5	YES	ALL DETECT	400	NO	ALL DETECT	800	NO	ALL DETECT
METALS	ISM01.3	Lead, Total	PB	YPSS11	10/21/2011 0:00	0	0	64.1		mg/kg			Historical	13.5	YES	ALL DETECT	400	NO	ALL DETECT	800	NO	ALL DETECT
METALS	ISM01.3	Lead, Total	PB	YPSS12	10/21/2011 0:00	0	0	266		mg/kg			Historical	13.5	YES	ALL DETECT	400	NO	ALL DETECT	800	NO	ALL DETECT
METALS	ISM01.3	Lead, Total	PB	YPSS13	10/21/2011 0:00	0	0	205		mg/kg			Historical	13.5	YES	ALL DETECT	400	NO	ALL DETECT	800	NO	ALL DETECT
METALS	ISM01.3	Lead, Total	PB	YPSS14	10/21/2011 0:00	0	0	37		mg/kg			Historical	13.5	YES	ALL DETECT	400	NO	ALL DETECT	800	NO	ALL DETECT
METALS	ISM01.3	Lead, Total	PB	YPSS15	10/21/2011 0:00	0	0	78.3		mg/kg			Historical	13.5	YES	ALL DETECT	400	NO	ALL DETECT	800	NO	ALL DETECT
METALS	ISM01.3	Lead, Total	PB	YPSS16	10/21/2011 0:00	0	0	56.1		mg/kg			Historical	13.5	YES	ALL DETECT	400	NO	ALL DETECT	800	NO	ALL DETECT
METALS	ISM01.3	Lead, Total	PB	YPSS18	10/21/2011 0:00	0	0	306		mg/kg			Historical	13.5	YES	ALL DETECT	400	NO	ALL DETECT	800	NO	ALL DETECT
METALS	ISM01.3	Lead, Total	PB	YPSS19	10/21/2011 0:00	0	0	204		mg/kg			Historical	13.5	YES	ALL DETECT	400	NO	ALL DETECT	800	NO	ALL DETECT
GENERAL	SW9045C	pH, Laboratory	PH_LAB	LYMW09 (1-2 ft)	1/15/2014 15:00	1	2	7.73		Std Units			280-51290-1		NA	NA		NA	NA		NA	NA
GENERAL	SW9045C	pH, Laboratory	PH_LAB	LYMW10 (1-2 ft)	1/15/2014 11:00	1	2	11.4		Std Units			280-51290-1		NA	NA		NA	NA		NA	NA
GENERAL	SW9045C	pH, Laboratory	PH_LAB	LYMW11 (1-2 ft)	1/15/2014 10:00	1	2	8.15		Std Units			280-51290-1		NA	NA		NA	NA		NA	NA
GENERAL	SW9045C	pH, Laboratory	PH_LAB	LYMW12 (1-2 ft)	1/15/2014 16:00	1	2	8.93		Std Units			280-51290-1		NA	NA		NA	NA		NA	NA
GENERAL	SW9045C	pH, Laboratory	PH_LAB	LYMW13 (1-2 ft)	1/15/2014 9:00	1	2	8.24		Std Units			280-51290-1		NA	NA		NA	NA		NA	NA
GENERAL	SW9045C	pH, Laboratory	PH_LAB	LYMW14 (1-2 ft)	1/15/2014 13:00	1	2	7.97		Std Units			280-51290-1		NA	NA		NA	NA		NA	NA
GENERAL	20B	Sodium Adsorption Ratio	SAR	LYMW09 (1-2 ft)	1/15/2014 15:00	1	2	3.6		unitless			280-51290-1		NA	NA		NA	NA		NA	NA

TABLE 3-6A. SURFACE SOIL POINT-BY-POINT CONSTITUENT OF CONCERN (COC) SCREEN
WYOMING DEPARTMENT OF ENVIRONMENTAL QUALITY, LARAMIE FORMER YTTRIUM PLANT, LARAMIE, WYOMING

CATEGORY	METHOD	ANALYTE	TRI-CAS	SAMPLE_ID	DATE TIME SAMPLED	SAMPLE START DEPTH	SAMPLE END DEPTH	DETECTED RESULTS	NON-DETECTED (METHOD DETECTION LIMIT (MDL))	UNITS	LAB QUALIFIER	DATA VALIDATION REVIEWER QUALIFIER	LABORATORY DATA SET NUMBER	MIGRATION TO GROUNDWATER - FACT SHEET #12 (mg/kg)	IS DETECT VALUE > SCREENING LEVEL	IS MDL > SCREENING LEVEL	RESIDENTIAL SOIL SCREENING VALUES - FACT SHEET #12 (mg/kg)	IS DETECT VALUE > SCREENING LEVEL	IS MDL > SCREENING LEVEL	INDUSTRIAL SCREENING VALUES - EPA RSL (mg/kg)	IS DETECT VALUE > SCREENING LEVEL	IS MDL > SCREENING LEVEL
GENERAL	20B	Sodium Adsorption Ratio	SAR	LYMW10 (1-2 ft)	1/15/2014 11:00	1	2		0	unitless	U		280-51290-1		NA	NA		NA	NA		NA	NA
GENERAL	20B	Sodium Adsorption Ratio	SAR	LYMW11 (1-2 ft)	1/15/2014 10:00	1	2		0	unitless	U		280-51290-1		NA	NA		NA	NA		NA	NA
GENERAL	20B	Sodium Adsorption Ratio	SAR	LYMW12 (1-2 ft)	1/15/2014 16:00	1	2		0	unitless	U		280-51290-1		NA	NA		NA	NA		NA	NA
GENERAL	20B	Sodium Adsorption Ratio	SAR	LYMW13 (1-2 ft)	1/15/2014 9:00	1	2	3		unitless			280-51290-1		NA	NA		NA	NA		NA	NA
GENERAL	20B	Sodium Adsorption Ratio	SAR	LYMW14 (1-2 ft)	1/15/2014 13:00	1	2	2		unitless			280-51290-1		NA	NA		NA	NA		NA	NA
METALS	SW6020	Antimony, Total	SB	LYMW09 (1-2 ft)	1/15/2014 15:00	1	2		0.22	mg/kg	J	U	280-51290-1	0.27	ALL ND	NO	31	ND	NO	41	ND	NO
METALS	SW6020	Antimony, Total	SB	LYMW10 (1-2 ft)	1/15/2014 11:00	1	2		0.21	mg/kg	J	U	280-51290-1	0.27	ALL ND	NO	31	ND	NO	41	ND	NO
METALS	SW6020	Antimony, Total	SB	LYMW11 (1-2 ft)	1/15/2014 10:00	1	2		0.2	mg/kg	J	U	280-51290-1	0.27	ALL ND	NO	31	ND	NO	41	ND	NO
METALS	SW6020	Antimony, Total	SB	LYMW12 (1-2 ft)	1/15/2014 16:00	1	2		0.2	mg/kg	J	U	280-51290-1	0.27	ALL ND	NO	31	ND	NO	41	ND	NO
METALS	SW6020	Antimony, Total	SB	LYMW13 (1-2 ft)	1/15/2014 9:00	1	2		0.21	mg/kg	J	U	280-51290-1	0.27	ALL ND	NO	31	ND	NO	41	ND	NO
METALS	SW6020	Antimony, Total	SB	LYMW14 (1-2 ft)	1/15/2014 13:00	1	2		0.22	mg/kg	J B	U	280-51290-1	0.27	ALL ND	NO	31	ND	NO	41	ND	NO
METALS	6010B	Antimony, Total	SB	LYSOAA01	6/4/2012 0:00	0	0	2		mg/kg			Historical	0.27	YES	ALL DETECT	31	NO	ALL DETECT	41	NO	ALL DETECT
METALS	6010B	Antimony, Total	SB	LYSOAA01D	6/4/2012 0:00	0	0	2.1		mg/kg			Historical	0.27	YES	ALL DETECT	31	NO	ALL DETECT	41	NO	ALL DETECT
METALS	6010B	Antimony, Total	SB	LYSOAA02	6/4/2012 0:00	0	0	2		mg/kg			Historical	0.27	YES	ALL DETECT	31	NO	ALL DETECT	41	NO	ALL DETECT
METALS	6010B	Antimony, Total	SB	LYSOAA03	6/4/2012 0:00	0	0	2.4		mg/kg			Historical	0.27	YES	ALL DETECT	31	NO	ALL DETECT	41	NO	ALL DETECT
METALS	6010B	Antimony, Total	SB	LYSOAA05	6/4/2012 0:00	0	0	6		mg/kg			Historical	0.27	YES	ALL DETECT	31	NO	ALL DETECT	41	NO	ALL DETECT
METALS	6010B	Antimony, Total	SB	LYSOAB01	6/4/2012 0:00	0	0	1.9		mg/kg			Historical	0.27	YES	ALL DETECT	31	NO	ALL DETECT	41	NO	ALL DETECT
METALS	6010B	Antimony, Total	SB	LYSOAB02	6/4/2012 0:00	0	0	1.7		mg/kg			Historical	0.27	YES	ALL DETECT	31	NO	ALL DETECT	41	NO	ALL DETECT
METALS	6010B	Antimony, Total	SB	LYSOAB03	6/4/2012 0:00	0	0	2.2		mg/kg			Historical	0.27	YES	ALL DETECT	31	NO	ALL DETECT	41	NO	ALL DETECT
METALS	6010B	Antimony, Total	SB	LYSOAC03	6/4/2012 0:00	0	0	2.4		mg/kg			Historical	0.27	YES	ALL DETECT	31	NO	ALL DETECT	41	NO	ALL DETECT
METALS	6010B	Antimony, Total	SB	LYSOAD02	6/4/2012 0:00	0	0	2.7		mg/kg			Historical	0.27	YES	ALL DETECT	31	NO	ALL DETECT	41	NO	ALL DETECT
METALS	6010B	Antimony, Total	SB	LYSOAD03	6/4/2012 0:00	0	0	2.7		mg/kg			Historical	0.27	YES	ALL DETECT	31	NO	ALL DETECT	41	NO	ALL DETECT
METALS	6010B	Antimony, Total	SB	LYSOAE02	6/4/2012 0:00	0	0	5.3		mg/kg			Historical	0.27	YES	ALL DETECT	31	NO	ALL DETECT	41	NO	ALL DETECT
METALS	6010B	Antimony, Total	SB	LYSOAE03	6/4/2012 0:00	0	0	2.9		mg/kg			Historical	0.27	YES	ALL DETECT	31	NO	ALL DETECT	41	NO	ALL DETECT
METALS	6010B	Antimony, Total	SB	LYSOAE05	6/4/2012 0:00	0	0	1.8		mg/kg			Historical	0.27	YES	ALL DETECT	31	NO	ALL DETECT	41	NO	ALL DETECT
METALS	6010B	Antimony, Total	SB	LYSSB0303	6/4/2012 0:00	0	0		0.15	mg/kg	U		Historical	0.27	ALL ND	NO	31	ND	NO	41	ND	NO
METALS	6010B	Antimony, Total	SB	LYSSC0101	6/4/2012 0:00	0	0	0.43		mg/kg	J		Historical	0.27	YES	ALL DETECT	31	NO	ALL DETECT	41	NO	ALL DETECT
METALS	ISM01.3	Antimony, Total	SB	YPSS01	10/21/2011 0:00	0	0		6.4	mg/kg			Historical	0.27	ALL ND	YES	31	ND	NO	41	ND	NO
METALS	ISM01.3	Antimony, Total	SB	YPSS02	10/21/2011 0:00	0	0		6.8	mg/kg			Historical	0.27	ALL ND	YES	31	ND	NO	41	ND	NO
METALS	ISM01.3	Antimony, Total	SB	YPSS03	10/21/2011 0:00	0	0		6.9	mg/kg			Historical	0.27	ALL ND	YES	31	ND	NO	41	ND	NO
METALS	ISM01.3	Antimony, Total	SB	YPSS04	10/21/2011 0:00	0	0		6.6	mg/kg			Historical	0.27	ALL ND	YES	31	ND	NO	41	ND	NO
METALS	ISM01.3	Antimony, Total	SB	YPSS05	10/21/2011 0:00	0	0		6.3	mg/kg	U,N		Historical	0.27	ALL ND	YES	31	ND	NO	41	ND	NO
METALS	ISM01.3	Antimony, Total	SB	YPSS06	10/21/2011 0:00	0	0		6.4	mg/kg	U,N		Historical	0.27	ALL ND	YES	31	ND	NO	41	ND	NO
METALS	ISM01.3	Antimony, Total	SB	YPSS07	10/21/2011 0:00	0	0		6.3	mg/kg	U,N		Historical	0.27	ALL ND	YES	31	ND	NO	41	ND	NO
METALS	ISM01.3	Antimony, Total	SB	YPSS08	10/21/2011 0:00	0	0		7.9	mg/kg	U,N		Historical	0.27	ALL ND	YES	31	ND	NO	41	ND	NO
METALS	ISM01.3	Antimony, Total	SB	YPSS09	10/21/2011 0:00	0	0	0.29		mg/kg	J,N		Historical	0.27	YES	ALL DETECT	31	NO	ALL DETECT	41	NO	ALL DETECT
METALS	ISM01.3	Antimony, Total	SB	YPSS10	10/21/2011 0:00	0	0		8.7	mg/kg	U,N		Historical	0.27	ALL ND	YES	31	ND	NO	41	ND	NO
METALS	ISM01.3	Antimony, Total	SB	YPSS11	10/21/2011 0:00	0	0		6.6	mg/kg	U,N		Historical	0.27	ALL ND	YES	31	ND	NO	41	ND	NO
METALS	ISM01.3	Antimony, Total	SB	YPSS12	10/21/2011 0:00	0	0		6.3	mg/kg	U,N		Historical	0.27	ALL ND	YES	31	ND	NO	41	ND	NO
METALS	ISM01.3	Antimony, Total	SB	YPSS13	10/21/2011 0:00	0	0		6.4	mg/kg	U,N		Historical	0.27	ALL ND	YES	31	ND	NO	41	ND	NO
METALS	ISM01.3	Antimony, Total	SB	YPSS14	10/21/2011 0:00	0	0		6.3	mg/kg	U,N		Historical	0.27	ALL ND	YES	31	ND	NO	41	ND	NO
METALS	ISM01.3	Antimony, Total	SB	YPSS15	10/21/2011 0:00	0	0		6.8	mg/kg	U,N		Historical	0.27	ALL ND	YES	31	ND	NO	41	ND	NO
METALS	ISM01.3	Antimony, Total	SB	YPSS16	10/21/2011 0:00	0	0		6.7	mg/kg	U,N		Historical	0.27	ALL ND	YES	31	ND	NO	41	ND	NO
METALS	ISM01.3	Antimony, Total	SB	YPSS18	10/21/2011 0:00	0	0		6.3	mg/kg	U,N		Historical	0.27	ALL ND	YES	31	ND	NO	41	ND	NO
METALS	ISM01.3	Antimony, Total	SB	YPSS19	10/21/2011 0:00	0	0		6.2	mg/kg	U,N		Historical	0.27	ALL ND	YES	31	ND	NO	41	ND	NO
METALS	SW6020	Selenium, Total	SE	LYMW09 (1-2 ft)	1/15/2014 15:00	1	2	0.6		mg/kg			280-51290-1	0.265	YES	ALL DETECT	390	NO	ALL DETECT	510	NO	ALL DETECT
METALS	SW6020	Selenium, Total	SE	LYMW10 (1-2 ft)	1/15/2014 11:00	1	2	0.34		mg/kg	J	J	280-51290-1	0.265	YES	ALL DETECT	390	NO	ALL DETECT	510	NO	ALL DETECT
METALS	SW6020	Selenium, Total	SE	LYMW11 (1-2 ft)	1/15/2014 10:00	1	2	0.31		mg/kg	J	J	280-51290-1	0.265	YES	ALL DETECT	390	NO	ALL DETECT	510	NO	ALL DETECT
METALS	SW6020	Selenium, Total	SE	LYMW12 (1-2 ft)	1/15/2014 16:00	1	2		0.14	mg/kg	U		280-51290-1	0.265	ALL ND	NO	390	ND	NO	510	ND	NO
METALS	SW6020	Selenium, Total	SE	LYMW13 (1-2 ft)	1/15/2014 9:00	1	2	0.19		mg/kg	J	J	280-51290-1	0.265	NO	ALL DETECT	390	NO	ALL DETECT	510	NO	ALL DETECT
METALS	SW6020	Selenium, Total	SE	LYMW14 (1-2 ft)	1/15/2014 13:00	1	2	2		mg/kg			280-51290-1	0.265	YES	ALL DETECT	390	NO	ALL DETECT	510	NO	ALL DETECT
METALS	ISM01.3	Selenium, Total	SE	YPDS0111	10/21/2011 0:00	0	0		4.3	mg/kg	U,N		Historical	0.265	ALL ND	YES	390	ND	NO	510	ND	NO
METALS	ISM01.3	Selenium, Total	SE	YPDS0210	10/21/2011 0:00	0	0		4.3	mg/kg	U,N		Historical	0.265	ALL ND	YES	390	ND	NO	510	ND	NO
METALS	ISM01.3	Selenium, Total	SE	YPDS0312	10/21/2011 0:00	0	0	0.33		mg/kg	J,N		Historical	0.265	YES	ALL DETECT	390	NO	ALL DETECT	510	NO	ALL DETECT
METALS	ISM01.3	Selenium, Total	SE	YPDS0410	10/21/2011 0:00	0	0		3.7	mg/kg	U,N		Historical	0.265	ALL ND	YES	390	ND	NO	510	ND	NO
METALS	ISM01.3	Selenium, Total	SE	YPDS0509	10/21/2011 0:00	0	0	0.25		mg/kg	J,N		Historical	0.265	NO	ALL DETECT	390	NO	ALL DETECT	510	NO	ALL DETECT
METALS	ISM01.3	Selenium, Total	SE	YPDS0612	10/21/2011 0:00	0	0		4	mg/kg	U,N		Historical	0.265	ALL ND	YES	390	ND	NO	510	ND	NO
METALS	ISM01.3	Selenium, Total	SE	YPDS0714	10/21/2011 0:00	0	0		3.9	mg/kg	U,N		Historical	0.265	ALL ND	YES	390	ND	NO	510	ND	NO
METALS	ISM01.3	Selenium, Total	SE	YPDS0812	10/21/2011 0:00	0	0		3.9	mg/kg	U,N		Historical	0.265	ALL ND	YES	390	ND	NO	510	ND	NO
METALS	ISM01.3	Selenium, Total	SE	YPDS0912	10/21/2011 0:00	0	0	0.27		mg/kg	J,N		Historical	0.265	YES	ALL DETECT	390	NO	ALL DETECT	510	NO	ALL DETECT
METALS	ISM01.3	Selenium, Total	SE	YPDS1012	10/21/2011 0:00	0	0		4.1	mg/kg	U,N		Historical	0.265	ALL ND	YES	390	ND	NO	510	ND	NO
METALS	ISM01.3	Selenium, Total	SE	YPDS1111	10/21/2011 0:00	0	0	0.35		mg/kg	J,N		Historical	0.265	YES	ALL DETECT	390	NO	ALL DETECT	510	NO	ALL DETECT
METALS	ISM01.3	Selenium, Total	SE	YPDS1212	10/21/2011 0:00	0	0		4.3	mg/kg	U,N		Historical	0.265	ALL ND	YES	390	ND	NO	510	ND	NO
METALS	ISM01.3	Selenium, Total	SE	YPDS1312	10/21/2011 0:00	0	0		4.1	mg/kg	U,N		Historical	0.265	ALL ND	YES	390	ND	NO	510	ND	NO
METALS	ISM01.3	Selenium, Total	SE	YPDS1408	10/21/2011 0:00	0	0		3.8	mg/kg	U,N		Historical	0.265	ALL ND	YES	390	ND	NO	510	ND	NO
METALS	ISM01.3	Selenium, Total	SE	YPDS1512	10/21/2011 0:00	0	0	0.68		mg/kg	J,N		Historical	0.265	YES	ALL DETECT	390	NO	ALL DETECT	510	NO	ALL DETECT
METALS	ISM01.3	Selenium, Total	SE	YPDS1612	10/21/2011 0:00	0	0	0.19		mg/kg	J,N		Historical	0.265	NO	ALL DETECT	390	NO	ALL DETECT	510	NO	ALL DETECT
METALS	ISM01.3	Selenium, Total	SE	YPSS01	10/21/2011 0:00	0	0		3.8	mg/kg			Historical	0.265	ALL ND	YES	390	ND	NO	510	ND	NO
METALS	ISM01.3	Selenium, Total	SE	YPSS02	10/21/2011 0:00	0	0	0.2		mg/kg	J, N		Historical	0.265	NO	ALL DETECT	390	NO	ALL DETECT	510	NO	ALL DETECT
METALS	ISM01.3	Selenium, Total	SE	YPSS03	10/21/2011 0:00	0	0	0.19		mg/kg	J, N		Historical	0.265	NO	ALL DETECT	390	NO	ALL DETECT	510	NO	ALL DETECT
METALS	ISM01.3	Selenium, Total	SE	YPSS04	10/21/2011 0:00	0	0		3.8	mg/kg			Historical	0.265	ALL ND	YES	390	ND	NO	510	ND	NO
METALS	ISM01.3	Selenium, Total	SE	YPSS05	10/21/2011 0:00	0	0	0.23		mg/kg	J,N		Historical	0.265	NO	ALL DETECT	390	NO	ALL DETECT	510	NO	ALL DETECT
METALS	ISM01.3	Selenium, Total	SE	YPSS06	10/21/2011 0:00	0	0		3.7	mg/kg	U,N		Historical	0.265	ALL ND	YES	390	ND	NO	510	ND	NO
METALS	ISM01.3	Selenium, Total	SE	YPSS07	10/21/2011 0:00	0	0		3.7	mg/kg	U,N		Historical	0.265	ALL ND	YES	390	ND	NO	510	ND	NO
METALS	ISM01.3	Selenium, Total	SE	YPSS08	10/21/2011 0:00	0	0	0.27		mg/kg	J,N		Historical	0.265	YES	ALL DETECT	390	NO	ALL DETECT	510	NO	ALL DETECT
METALS	ISM01.3	Selenium, Total	SE	YPSS09	10/21/2011 0:00	0	0	0.55		mg/kg	J,N		Historical	0.265	YES	ALL DETECT	390	NO	ALL DETECT	510	NO	ALL DETECT
METALS	ISM01.3	Selenium, Total	SE	YPSS10	10/21/2011 0:00	0	0	0.24		mg/kg	J,N		Historical	0.265	NO	ALL DETECT	390	NO	ALL DETECT	510	NO	ALL DETECT
METALS	ISM01.3	Selenium, Total	SE	YPSS11	10/21/2011 0:00	0	0		3.8	mg/kg	U,N		Historical	0.265	ALL ND	YES	390	ND	NO	510	ND	NO
METALS	ISM01.3	Selenium, Total	SE	YPSS12	10/21/2011 0:00	0	0		3.7	mg/kg	U,N		Historical	0.265	ALL ND	YES	390	ND	NO	510	ND	NO
METALS	ISM01.3	Selenium, Total	SE	YPSS13	10/21/2011 0:00	0	0		3.7	mg/kg	U,N		Historical	0.265	ALL ND	YES	390	ND	NO	510	ND	NO
METALS	ISM01.3	Selenium, Total	SE	YPSS14	10/21/2011 0:00	0	0		3.7	mg/kg	U,N		Historical	0.265	ALL ND	YES	390	ND	NO	510	ND	NO
METALS	ISM01.3	Selenium, Total	SE	YPSS15	10/21/2011 0:00	0	0		3.9	mg/kg	U,N		Historical	0.265	ALL ND	YES	390	ND	NO	510	ND	NO
METALS	ISM01.3	Selenium, Total	SE	YPSS16	10/21/2011 0:00	0	0	0.41		mg/kg	J,N		Historical	0.265	YES	ALL DETECT	390	NO	ALL DETECT	510	NO	ALL DETECT
METALS	ISM01.3	Selenium, Total	SE	YPSS18	10/21/2011 0:00	0	0	0.58		mg/kg	J,N		Historical	0.265	YES	ALL DETECT	390	NO	ALL DETECT	510	NO	ALL DETECT
METALS	ISM01.3	Selenium, Total	SE	YPSS19	10/21/2011 0:00	0	0	0.38		mg/kg	J,N		Historical	0.265	YES	ALL DETECT	390	NO	ALL DETECT	510	NO	ALL DETECT
GENERAL	SW 9056_28D	Sulfate	SULFATE	LYMW09 (1-2 ft)	1/15/2014 15:00	1	2	4000		mg/kg		J	280-51290-1		NA	NA		NA	NA		NA	NA
GENERAL	SW 9056_28D	Sulfate	SULFATE	LYMW10 (1-2 ft)	1/15/2014 11:00	1	2	69		mg/kg		J	280-51290-1		NA	NA		NA	NA		NA	NA
GENERAL	SW 9056_28D	Sulfate	SULFATE	LYMW11 (1-2 ft)	1/15/2014 10:00	1	2	1700		mg/kg		J	280-51290-1		NA	NA		NA	NA		NA	NA
GENERAL	SW 9056_28D	Sulfate	SULFATE	LYMW12 (1-2 ft)	1/15/2014 16:00	1	2	11		mg/kg	J	J	280-51290-1		NA	NA		NA	NA		NA	NA
GENERAL	SW 9056_28D	Sulfate	SULFATE	LYMW13 (1-2 ft)	1/15/2014 9:00	1	2	810		mg/kg		J	280-51290-1		NA	NA		NA	NA		NA	NA
GENERAL	SW 9056_28D	Sulfate	SULFATE	LYMW14 (1-2 ft)	1/15/2014 13:00	1	2	3100		mg/kg		J	280-51290-1		NA	NA		NA	NA		NA	NA
GENERAL	SW 8015C-DRO	TPH DRO	TEH1	LYMW09 (1-2 ft)	1/15/2014 15:00	1	2	400		mg/kg		J	280-51290-1		NA	NA	2,300	NO	ALL DETECT		NA	NA
GENERAL	SW 8015C-DRO	TPH DRO	TEH1	LYMW10 (1-2 ft)	1/15/2014 11:00	1	2	1100		mg/kg		J	280-51290-1		NA	NA	2,300	NO	ALL DETECT		NA	NA
GENERAL	SW 8015C-DRO	TPH DRO	TEH1	LYMW11 (1-2 ft)	1/15/2014 10:00	1	2	180		mg/kg			280-51290-1		NA	NA	2,300	NO	ALL DETECT		NA	NA
GENERAL	SW 8015C-DRO	TPH DRO	TEH1	LYMW12 (1-2 ft)	1/15/2014 16:00	1	2	4.1		mg/kg	J	J	280-51290-1		NA	NA	2,300	NO	ALL DETECT		NA	NA

TABLE 3-6A. SURFACE SOIL POINT-BY-POINT CONSTITUENT OF CONCERN (COC) SCREEN
WYOMING DEPARTMENT OF ENVIRONMENTAL QUALITY, LARAMIE FORMER YTTRIUM PLANT, LARAMIE, WYOMING

CATEGORY	METHOD	ANALYTE	TRI-CAS	SAMPLE_ID	DATE TIME SAMPLED	SAMPLE START DEPTH	SAMPLE END DEPTH	DETECTED RESULTS	NON-DETECTED (METHOD DETECTION LIMIT (MDL))	UNITS	LAB QUALIFIER	DATA VALIDATION REVIEWER QUALIFIER	LABORATORY DATA SET NUMBER	MIGRATION TO GROUNDWATER - FACT SHEET #12 (mg/kg)	IS DETECT VALUE > SCREENING LEVEL	IS MDL > SCREENING LEVEL	RESIDENTIAL SOIL SCREENING VALUES - FACT SHEET #12 (mg/kg)	IS DETECT VALUE > SCREENING LEVEL	IS MDL > SCREENING LEVEL	INDUSTRIAL SCREENING VALUES - EPA RSL (mg/kg)	IS DETECT VALUE > SCREENING LEVEL	IS MDL > SCREENING LEVEL
GENERAL	SW 8015C-DRO	TPH DRO	TEH1	LYMW13 (1-2 ft)	1/15/2014 9:00	1	2	13		mg/kg			280-51290-1		NA	NA	2,300	NO	ALL DETECT		NA	NA
GENERAL	SW 8015C-DRO	TPH DRO	TEH1	LYMW14 (1-2 ft)	1/15/2014 13:00	1	2	19		mg/kg			280-51290-1		NA	NA	2,300	NO	ALL DETECT		NA	NA
GENERAL	8015B	TPH DRO	TEH1	YPDS0111	10/21/2011 0:00	0	0	49		mg/kg			Historical		NA	NA	2,300	NO	ALL DETECT		NA	NA
GENERAL	8015B	TPH DRO	TEH1	YPDS0210	10/21/2011 0:00	0	0		4	mg/kg			Historical		NA	NA	2,300	ND	NO		NA	NA
GENERAL	8015B	TPH DRO	TEH1	YPDS0312	10/21/2011 0:00	0	0	850		mg/kg			Historical		NA	NA	2,300	NO	ALL DETECT		NA	NA
GENERAL	8015B	TPH DRO	TEH1	YPDS0410	10/21/2011 0:00	0	0	16		mg/kg			Historical		NA	NA	2,300	NO	ALL DETECT		NA	NA
GENERAL	8015B	TPH DRO	TEH1	YPDS0509	10/21/2011 0:00	0	0	22		mg/kg			Historical		NA	NA	2,300	NO	ALL DETECT		NA	NA
GENERAL	8015B	TPH DRO	TEH1	YPDS0612	10/21/2011 0:00	0	0	2000		mg/kg			Historical		NA	NA	2,300	NO	ALL DETECT		NA	NA
GENERAL	8015B	TPH DRO	TEH1	YPDS0714	10/21/2011 0:00	0	0	520		mg/kg			Historical		NA	NA	2,300	NO	ALL DETECT		NA	NA
GENERAL	8015B	TPH DRO	TEH1	YPDS0812	10/21/2011 0:00	0	0		4.3	mg/kg			Historical		NA	NA	2,300	ND	NO		NA	NA
GENERAL	8015B	TPH DRO	TEH1	YPDS0912	10/21/2011 0:00	0	0		4.1	mg/kg			Historical		NA	NA	2,300	ND	NO		NA	NA
GENERAL	8015B	TPH DRO	TEH1	YPDS1012	10/21/2011 0:00	0	0	87		mg/kg			Historical		NA	NA	2,300	NO	ALL DETECT		NA	NA
GENERAL	8015B	TPH DRO	TEH1	YPDS1111	10/21/2011 0:00	0	0	14		mg/kg			Historical		NA	NA	2,300	NO	ALL DETECT		NA	NA
GENERAL	8015B	TPH DRO	TEH1	YPDS1212	10/21/2011 0:00	0	0	4		mg/kg			Historical		NA	NA	2,300	NO	ALL DETECT		NA	NA
GENERAL	8015B	TPH DRO	TEH1	YPDS1312	10/21/2011 0:00	0	0		4.7	mg/kg			Historical		NA	NA	2,300	ND	NO		NA	NA
GENERAL	8015B	TPH DRO	TEH1	YPDS1408	10/21/2011 0:00	0	0	750		mg/kg			Historical		NA	NA	2,300	NO	ALL DETECT		NA	NA
GENERAL	8015B	TPH DRO	TEH1	YPDS1512	10/21/2011 0:00	0	0	16		mg/kg			Historical		NA	NA	2,300	NO	ALL DETECT		NA	NA
GENERAL	8015B	TPH DRO	TEH1	YPDS1612	10/21/2011 0:00	0	0	70		mg/kg			Historical		NA	NA	2,300	NO	ALL DETECT		NA	NA
GENERAL	8015B	TPH DRO	TEH1	YPSS01	10/21/2011 0:00	0	0	130		mg/kg			Historical		NA	NA	2,300	NO	ALL DETECT		NA	NA
GENERAL	8015B	TPH DRO	TEH1	YPSS02	10/21/2011 0:00	0	0	38		mg/kg			Historical		NA	NA	2,300	NO	ALL DETECT		NA	NA
GENERAL	8015B	TPH DRO	TEH1	YPSS03	10/21/2011 0:00	0	0	14000		mg/kg			Historical		NA	NA	2,300	YES	ALL DETECT		NA	NA
GENERAL	8015B	TPH DRO	TEH1	YPSS04	10/21/2011 0:00	0	0	10		mg/kg			Historical		NA	NA	2,300	NO	ALL DETECT		NA	NA
GENERAL	8015B	TPH DRO	TEH1	YPSS05	10/21/2011 0:00	0	0	180		mg/kg			Historical		NA	NA	2,300	NO	ALL DETECT		NA	NA
GENERAL	8015B	TPH DRO	TEH1	YPSS06	10/21/2011 0:00	0	0	47		mg/kg			Historical		NA	NA	2,300	NO	ALL DETECT		NA	NA
GENERAL	8015B	TPH DRO	TEH1	YPSS07	10/21/2011 0:00	0	0	20		mg/kg			Historical		NA	NA	2,300	NO	ALL DETECT		NA	NA
GENERAL	8015B	TPH DRO	TEH1	YPSS08	10/21/2011 0:00	0	0	300		mg/kg			Historical		NA	NA	2,300	NO	ALL DETECT		NA	NA
GENERAL	8015B	TPH DRO	TEH1	YPSS09	10/21/2011 0:00	0	0	820		mg/kg			Historical		NA	NA	2,300	NO	ALL DETECT		NA	NA
GENERAL	8015B	TPH DRO	TEH1	YPSS10	10/21/2011 0:00	0	0	1000		mg/kg			Historical		NA	NA	2,300	NO	ALL DETECT		NA	NA
GENERAL	8015B	TPH DRO	TEH1	YPSS11	10/21/2011 0:00	0	0	200		mg/kg			Historical		NA	NA	2,300	NO	ALL DETECT		NA	NA
GENERAL	8015B	TPH DRO	TEH1	YPSS12	10/21/2011 0:00	0	0	190		mg/kg			Historical		NA	NA	2,300	NO	ALL DETECT		NA	NA
GENERAL	8015B	TPH DRO	TEH1	YPSS13	10/21/2011 0:00	0	0	570		mg/kg			Historical		NA	NA	2,300	NO	ALL DETECT		NA	NA
GENERAL	8015B	TPH DRO	TEH1	YPSS14	10/21/2011 0:00	0	0	18		mg/kg			Historical		NA	NA	2,300	NO	ALL DETECT		NA	NA
GENERAL	8015B	TPH DRO	TEH1	YPSS15	10/21/2011 0:00	0	0	410		mg/kg			Historical		NA	NA	2,300	NO	ALL DETECT		NA	NA
GENERAL	8015B	TPH DRO	TEH1	YPSS16	10/21/2011 0:00	0	0	43		mg/kg			Historical		NA	NA	2,300	NO	ALL DETECT		NA	NA
GENERAL	8015B	TPH DRO	TEH1	YPSS18	10/21/2011 0:00	0	0	14000		mg/kg			Historical		NA	NA	2,300	YES	ALL DETECT		NA	NA
GENERAL	8015B	TPH DRO	TEH1	YPSS19	10/21/2011 0:00	0	0	3400		mg/kg			Historical		NA	NA	2,300	YES	ALL DETECT		NA	NA
GENERAL	SW9045C	Temperature	TEMP	LYMW09 (1-2 ft)	1/15/2014 15:00	1	2	22		°C			280-51290-1		NA	NA		NA	NA		NA	NA
GENERAL	SW9045C	Temperature	TEMP	LYMW10 (1-2 ft)	1/15/2014 11:00	1	2	21.9		°C			280-51290-1		NA	NA		NA	NA		NA	NA
GENERAL	SW9045C	Temperature	TEMP	LYMW11 (1-2 ft)	1/15/2014 10:00	1	2	21.9		°C			280-51290-1		NA	NA		NA	NA		NA	NA
GENERAL	SW9045C	Temperature	TEMP	LYMW12 (1-2 ft)	1/15/2014 16:00	1	2	22.2		°C			280-51290-1		NA	NA		NA	NA		NA	NA
GENERAL	SW9045C	Temperature	TEMP	LYMW13 (1-2 ft)	1/15/2014 9:00	1	2	21.9		°C			280-51290-1		NA	NA		NA	NA		NA	NA
GENERAL	SW9045C	Temperature	TEMP	LYMW14 (1-2 ft)	1/15/2014 13:00	1	2	22.5		°C			280-51290-1		NA	NA		NA	NA		NA	NA
METALS	SW6020	Thallium, Total	TL	LYMW09 (1-2 ft)	1/15/2014 15:00	1	2		0.11	mg/kg	J B	U	280-51290-1	0.1426	ALL ND	NO	0.78	ND	NO	1	ND	NO
METALS	SW6020	Thallium, Total	TL	LYMW10 (1-2 ft)	1/15/2014 11:00	1	2	0.14		mg/kg	B		280-51290-1	0.1426	NO	ALL DETECT	0.78	NO	ALL DETECT	1	NO	ALL DETECT
METALS	SW6020	Thallium, Total	TL	LYMW11 (1-2 ft)	1/15/2014 10:00	1	2	0.12		mg/kg	B		280-51290-1	0.1426	NO	ALL DETECT	0.78	NO	ALL DETECT	1	NO	ALL DETECT
METALS	SW6020	Thallium, Total	TL	LYMW12 (1-2 ft)	1/15/2014 16:00	1	2	0.13		mg/kg	B		280-51290-1	0.1426	NO	ALL DETECT	0.78	NO	ALL DETECT	1	NO	ALL DETECT
METALS	SW6020	Thallium, Total	TL	LYMW13 (1-2 ft)	1/15/2014 9:00	1	2	0.15		mg/kg	B		280-51290-1	0.1426	YES	ALL DETECT	0.78	NO	ALL DETECT	1	NO	ALL DETECT
METALS	SW6020	Thallium, Total	TL	LYMW14 (1-2 ft)	1/15/2014 13:00	1	2	0.22		mg/kg			280-51290-1	0.1426	YES	ALL DETECT	0.78	NO	ALL DETECT	1	NO	ALL DETECT
METALS	ISM01.3	Thallium, Total	TL	YPDS0111	10/21/2011 0:00	0	0	1		mg/kg	J		Historical	0.1426	YES	ALL DETECT	0.78	YES	ALL DETECT	1	NO	ALL DETECT
METALS	ISM01.3	Thallium, Total	TL	YPDS0210	10/21/2011 0:00	0	0	0.74		mg/kg	J		Historical	0.1426	YES	ALL DETECT	0.78	NO	ALL DETECT	1	NO	ALL DETECT
METALS	ISM01.3	Thallium, Total	TL	YPDS0312	10/21/2011 0:00	0	0	0.16		mg/kg	J		Historical	0.1426	YES	ALL DETECT	0.78	NO	ALL DETECT	1	NO	ALL DETECT
METALS	ISM01.3	Thallium, Total	TL	YPDS0410	10/21/2011 0:00	0	0		2.7	mg/kg	U		Historical	0.1426	ALL ND	YES	0.78	ND	YES	1	ND	YES
METALS	ISM01.3	Thallium, Total	TL	YPDS0509	10/21/2011 0:00	0	0	0.59		mg/kg	J		Historical	0.1426	YES	ALL DETECT	0.78	NO	ALL DETECT	1	NO	ALL DETECT
METALS	ISM01.3	Thallium, Total	TL	YPDS0612	10/21/2011 0:00	0	0		2.8	mg/kg	U		Historical	0.1426	ALL ND	YES	0.78	ND	YES	1	ND	YES
METALS	ISM01.3	Thallium, Total	TL	YPDS0714	10/21/2011 0:00	0	0	0.36		mg/kg	J		Historical	0.1426	YES	ALL DETECT	0.78	NO	ALL DETECT	1	NO	ALL DETECT
METALS	ISM01.3	Thallium, Total	TL	YPDS0812	10/21/2011 0:00	0	0		2.8	mg/kg	U		Historical	0.1426	ALL ND	YES	0.78	ND	YES	1	ND	YES
METALS	ISM01.3	Thallium, Total	TL	YPDS0912	10/21/2011 0:00	0	0		2.7	mg/kg	U		Historical	0.1426	ALL ND	YES	0.78	ND	YES	1	ND	YES
METALS	ISM01.3	Thallium, Total	TL	YPDS1012	10/21/2011 0:00	0	0		2.9	mg/kg	U		Historical	0.1426	ALL ND	YES	0.78	ND	YES	1	ND	YES
METALS	ISM01.3	Thallium, Total	TL	YPDS1111	10/21/2011 0:00	0	0	0.38		mg/kg	J		Historical	0.1426	YES	ALL DETECT	0.78	NO	ALL DETECT	1	NO	ALL DETECT
METALS	ISM01.3	Thallium, Total	TL	YPDS1212	10/21/2011 0:00	0	0		3.1	mg/kg	U		Historical	0.1426	ALL ND	YES	0.78	ND	YES	1	ND	YES
METALS	ISM01.3	Thallium, Total	TL	YPDS1312	10/21/2011 0:00	0	0		2.9	mg/kg	U		Historical	0.1426	ALL ND	YES	0.78	ND	YES	1	ND	YES
METALS	ISM01.3	Thallium, Total	TL	YPDS1408	10/21/2011 0:00	0	0		2.7	mg/kg	U		Historical	0.1426	ALL ND	YES	0.78	ND	YES	1	ND	YES
METALS	ISM01.3	Thallium, Total	TL	YPDS1512	10/21/2011 0:00	0	0	0.98		mg/kg	J		Historical	0.1426	YES	ALL DETECT	0.78	YES	ALL DETECT	1	NO	ALL DETECT
METALS	ISM01.3	Thallium, Total	TL	YPDS1612	10/21/2011 0:00	0	0		2.9	mg/kg	U		Historical	0.1426	ALL ND	YES	0.78	ND	YES	1	ND	YES
METALS	ISM01.3	Thallium, Total	TL	YPSS01	10/21/2011 0:00	0	0		2.7	mg/kg			Historical	0.1426	ALL ND	YES	0.78	ND	YES	1	ND	YES
METALS	ISM01.3	Thallium, Total	TL	YPSS02	10/21/2011 0:00	0	0	0.34		mg/kg	J		Historical	0.1426	YES	ALL DETECT	0.78	NO	ALL DETECT	1	NO	ALL DETECT
METALS	ISM01.3	Thallium, Total	TL	YPSS03	10/21/2011 0:00	0	0	0.41		mg/kg	J		Historical	0.1426	YES	ALL DETECT	0.78	NO	ALL DETECT	1	NO	ALL DETECT
METALS	ISM01.3	Thallium, Total	TL	YPSS04	10/21/2011 0:00	0	0	0.62		mg/kg	J		Historical	0.1426	YES	ALL DETECT	0.78	NO	ALL DETECT	1	NO	ALL DETECT
METALS	ISM01.3	Thallium, Total	TL	YPSS05	10/21/2011 0:00	0	0	0.55		mg/kg	J		Historical	0.1426	YES	ALL DETECT	0.78	NO	ALL DETECT	1	NO	ALL DETECT
METALS	ISM01.3	Thallium, Total	TL	YPSS06	10/21/2011 0:00	0	0	0.32		mg/kg	J		Historical	0.1426	YES	ALL DETECT	0.78	NO	ALL DETECT	1	NO	ALL DETECT
METALS	ISM01.3	Thallium, Total	TL	YPSS07	10/21/2011 0:00	0	0	0.46		mg/kg	J		Historical	0.1426	YES	ALL DETECT	0.78	NO	ALL DETECT	1	NO	ALL DETECT
METALS	ISM01.3	Thallium, Total	TL	YPSS08	10/21/2011 0:00	0	0	0.65		mg/kg	J		Historical	0.1426	YES	ALL DETECT	0.78	NO	ALL DETECT	1	NO	ALL DETECT
METALS	ISM01.3	Thallium, Total	TL	YPSS09	10/21/2011 0:00	0	0	0.57		mg/kg	J		Historical	0.1426	YES	ALL DETECT	0.78	NO	ALL DETECT	1	NO	ALL DETECT
METALS	ISM01.3	Thallium, Total	TL	YPSS10	10/21/2011 0:00	0	0	0.31		mg/kg	J		Historical	0.1426	YES	ALL DETECT	0.78	NO	ALL DETECT	1	NO	ALL DETECT
METALS	ISM01.3	Thallium, Total	TL	YPSS11	10/21/2011 0:00	0	0	0.36		mg/kg	J		Historical	0.1426	YES	ALL DETECT	0.78	NO	ALL DETECT	1	NO	ALL DETECT
METALS	ISM01.3	Thallium, Total	TL	YPSS12	10/21/2011 0:00	0	0	0.27		mg/kg	J		Historical	0.1426	YES	ALL DETECT	0.78	NO	ALL DETECT	1	NO	ALL DETECT
METALS	ISM01.3	Thallium, Total	TL	YPSS13	10/21/2011 0:00	0	0	0.49		mg/kg	J		Historical	0.1426	YES	ALL DETECT	0.78	NO	ALL DETECT	1	NO	ALL DETECT
METALS	ISM01.3	Thallium, Total	TL	YPSS14	10/21/2011 0:00	0	0	0.19		mg/kg	J		Historical	0.1426	YES	ALL DETECT	0.78	NO	ALL DETECT	1	NO	ALL DETECT
METALS	ISM01.3	Thallium, Total	TL	YPSS15	10/21/2011 0:00	0	0	0.42		mg/kg	J		Historical	0.1426	YES	ALL DETECT	0.78	NO	ALL DETECT	1	NO	ALL DETECT
METALS	ISM01.3	Thallium, Total	TL	YPSS16	10/21/2011 0:00	0	0	0.41		mg/kg	J		Historical	0.1426	YES	ALL DETECT	0.78	NO	ALL DETECT	1	NO	ALL DETECT
METALS	ISM01.3	Thallium, Total	TL	YPSS18	10/21/2011 0:00	0	0	0.65		mg/kg	J		Historical	0.1426	YES	ALL DETECT	0.78	NO	ALL DETECT	1	NO	ALL DETECT
METALS	ISM01.3	Thallium, Total	TL	YPSS19	10/21/2011 0:00	0	0	0.73		mg/kg	J		Historical	0.1426	YES	ALL DETECT	0.78	NO	ALL DETECT	1	NO	ALL DETECT
GENERAL	SW 8015C_GRO	TPH GRO	TVH1	LYMW09 (1-2 ft)	1/15/2014 15:00	1	2		0.36	mg/kg	U		280-51290-1	59	ALL ND	NO	28	ND	NO		NA	NA
GENERAL	SW 8015C_GRO	TPH GRO	TVH1	LYMW10 (1-2 ft)	1/15/2014 11:00	1	2	30		mg/kg			280-51290-1	59	NO	ALL DETECT	28	YES	ALL DETECT		NA	NA
GENERAL	SW 8015C_GRO	TPH GRO	TVH1	LYMW11 (1-2 ft)	1/15/2014 10:00	1	2		0.34	mg/kg	U		280-51290-1	59	ALL ND	NO	28	ND	NO		NA	NA
GENERAL	SW 8015C_GRO	TPH GRO	TVH1	LYMW12 (1-2 ft)	1/15/2014 16:00	1	2		0.36	mg/kg	U		280-51290-1	59	ALL ND	NO	28	ND	NO		NA	NA
GENERAL	SW 8015C_GRO	TPH GRO	TVH1	LYMW13 (1-2 ft)	1/15/2014 9:00	1	2		0.34	mg/kg	U		280-51290-1	59	ALL ND	NO	28	ND	NO		NA	NA
GENERAL	SW 8015C_GRO	TPH GRO	TVH1	LYMW14 (1-2 ft)	1/15/2014 13:00	1	2		0.37	mg/kg	U		280-51290-1	59	ALL ND	NO	28	ND	NO		NA	NA
GENERAL	8015B	TPH GRO	TVH1	YPDS0111	10/21/2011 0:00	0	0	0.58		mg/kg	J, B		Historical	59	NO	ALL DETECT	28	NO	ALL DETECT		NA	NA
GENERAL	8015B	TPH GRO	TVH1	YPDS0210	10/21/2011 0:00	0	0	0.54		mg/kg			Historical	59	NO	ALL DETECT	28	NO	ALL DETECT		NA	NA
GENERAL	8015B	TPH GRO	TVH1	YPDS0312	10/21/2011 0:00	0	0	9.6		mg/kg			Historical	59	NO	ALL DETECT	28	NO	ALL DETECT		NA	NA
GENERAL	8015B	TPH GRO	TVH1	YPDS0410	10/21/2011 0:00	0	0	5.3		mg/kg			Historical	59	NO	ALL DETECT	28	NO	ALL DETECT		NA	NA

TABLE 3-6A. SURFACE SOIL POINT-BY-POINT CONSTITUENT OF CONCERN (COC) SCREEN
WYOMING DEPARTMENT OF ENVIRONMENTAL QUALITY, LARAMIE FORMER YTTRIUM PLANT, LARAMIE, WYOMING

CATEGORY	METHOD	ANALYTE	TRI-CAS	SAMPLE_ID	DATE TIME SAMPLED	SAMPLE START DEPTH	SAMPLE END DEPTH	DETECTED RESULTS	NON-DETECTED (METHOD DETECTION LIMIT (MDL))	UNITS	LAB QUALIFIER	DATA VALIDATION REVIEWER QUALIFIER	LABORATORY DATA SET NUMBER	MIGRATION TO GROUNDWATER - FACT SHEET #12 (mg/kg)	IS DETECT VALUE > SCREENING LEVEL	IS MDL > SCREENING LEVEL	RESIDENTIAL SOIL SCREENING VALUES - FACT SHEET #12 (mg/kg)	IS DETECT VALUE > SCREENING LEVEL	IS MDL > SCREENING LEVEL	INDUSTRIAL SCREENING VALUES - EPA RSL (mg/kg)	IS DETECT VALUE > SCREENING LEVEL	IS MDL > SCREENING LEVEL
GENERAL	8015B	TPH GRO	TVH1	YPDS0509	10/21/2011 0:00	0	0	1.2		mg/kg			Historical	59	NO	ALL DETECT	28	NO	ALL DETECT		NA	NA
GENERAL	8015B	TPH GRO	TVH1	YPDS0612	10/21/2011 0:00	0	0	15		mg/kg			Historical	59	NO	ALL DETECT	28	NO	ALL DETECT		NA	NA
GENERAL	8015B	TPH GRO	TVH1	YPDS0714	10/21/2011 0:00	0	0	17		mg/kg			Historical	59	NO	ALL DETECT	28	NO	ALL DETECT		NA	NA
GENERAL	8015B	TPH GRO	TVH1	YPDS0812	10/21/2011 0:00	0	0	1.2		mg/kg			Historical	59	NO	ALL DETECT	28	NO	ALL DETECT		NA	NA
GENERAL	8015B	TPH GRO	TVH1	YPDS0912	10/21/2011 0:00	0	0	0.44		mg/kg			Historical	59	NO	ALL DETECT	28	NO	ALL DETECT		NA	NA
GENERAL	8015B	TPH GRO	TVH1	YPDS1012	10/21/2011 0:00	0	0	0.71		mg/kg			Historical	59	NO	ALL DETECT	28	NO	ALL DETECT		NA	NA
GENERAL	8015B	TPH GRO	TVH1	YPDS1111	10/21/2011 0:00	0	0	3		mg/kg			Historical	59	NO	ALL DETECT	28	NO	ALL DETECT		NA	NA
GENERAL	8015B	TPH GRO	TVH1	YPDS1212	10/21/2011 0:00	0	0	0.49		mg/kg			Historical	59	NO	ALL DETECT	28	NO	ALL DETECT		NA	NA
GENERAL	8015B	TPH GRO	TVH1	YPDS1312	10/21/2011 0:00	0	0	0.61		mg/kg			Historical	59	NO	ALL DETECT	28	NO	ALL DETECT		NA	NA
GENERAL	8015B	TPH GRO	TVH1	YPDS1408	10/21/2011 0:00	0	0	14		mg/kg			Historical	59	NO	ALL DETECT	28	NO	ALL DETECT		NA	NA
GENERAL	8015B	TPH GRO	TVH1	YPDS1512	10/21/2011 0:00	0	0	0.55		mg/kg			Historical	59	NO	ALL DETECT	28	NO	ALL DETECT		NA	NA
GENERAL	8015B	TPH GRO	TVH1	YPDS1612	10/21/2011 0:00	0	0	0.42		mg/kg			Historical	59	NO	ALL DETECT	28	NO	ALL DETECT		NA	NA
METALS	SW6020	Vanadium, Total	VA	LYMW09 (1-2 ft)	1/15/2014 15:00	1	2	19		mg/kg		J	280-51290-1	233	NO	ALL DETECT	390	NO	ALL DETECT	510	NA	NA
METALS	SW6020	Vanadium, Total	VA	LYMW10 (1-2 ft)	1/15/2014 11:00	1	2	29		mg/kg		J	280-51290-1	233	NO	ALL DETECT	390	NO	ALL DETECT	510	NA	NA
METALS	SW6020	Vanadium, Total	VA	LYMW11 (1-2 ft)	1/15/2014 10:00	1	2	19		mg/kg		J	280-51290-1	233	NO	ALL DETECT	390	NO	ALL DETECT	510	NA	NA
METALS	SW6020	Vanadium, Total	VA	LYMW12 (1-2 ft)	1/15/2014 16:00	1	2	21		mg/kg		J	280-51290-1	233	NO	ALL DETECT	390	NO	ALL DETECT	510	NA	NA
METALS	SW6020	Vanadium, Total	VA	LYMW13 (1-2 ft)	1/15/2014 9:00	1	2	20		mg/kg		J	280-51290-1	233	NO	ALL DETECT	390	NO	ALL DETECT	510	NA	NA
METALS	SW6020	Vanadium, Total	VA	LYMW14 (1-2 ft)	1/15/2014 13:00	1	2	30		mg/kg			280-51290-1	233	NO	ALL DETECT	390	NO	ALL DETECT	510	NA	NA
METALS	6010B	Vanadium, Total	VA	LYSOAA01	6/4/2012 0:00	0	0	28		mg/kg			Historical	233	NO	ALL DETECT	390	NO	ALL DETECT	510	NA	NA
METALS	6010B	Vanadium, Total	VA	LYSOAA01D	6/4/2012 0:00	0	0	28.2		mg/kg			Historical	233	NO	ALL DETECT	390	NO	ALL DETECT	510	NA	NA
METALS	6010B	Vanadium, Total	VA	LYSOAA02	6/4/2012 0:00	0	0	26.4		mg/kg			Historical	233	NO	ALL DETECT	390	NO	ALL DETECT	510	NA	NA
METALS	6010B	Vanadium, Total	VA	LYSOAA03	6/4/2012 0:00	0	0	23.6		mg/kg			Historical	233	NO	ALL DETECT	390	NO	ALL DETECT	510	NA	NA
METALS	6010B	Vanadium, Total	VA	LYSOAA05	6/4/2012 0:00	0	0	27.6		mg/kg			Historical	233	NO	ALL DETECT	390	NO	ALL DETECT	510	NA	NA
METALS	6010B	Vanadium, Total	VA	LYSOAB01	6/4/2012 0:00	0	0	25.5		mg/kg			Historical	233	NO	ALL DETECT	390	NO	ALL DETECT	510	NA	NA
METALS	6010B	Vanadium, Total	VA	LYSOAB02	6/4/2012 0:00	0	0	25.6		mg/kg			Historical	233	NO	ALL DETECT	390	NO	ALL DETECT	510	NA	NA
METALS	6010B	Vanadium, Total	VA	LYSOAB03	6/4/2012 0:00	0	0	26		mg/kg			Historical	233	NO	ALL DETECT	390	NO	ALL DETECT	510	NA	NA
METALS	6010B	Vanadium, Total	VA	LYSOAC03	6/4/2012 0:00	0	0	29.4		mg/kg			Historical	233	NO	ALL DETECT	390	NO	ALL DETECT	510	NA	NA
METALS	6010B	Vanadium, Total	VA	LYSOAD02	6/4/2012 0:00	0	0	25.5		mg/kg			Historical	233	NO	ALL DETECT	390	NO	ALL DETECT	510	NA	NA
METALS	6010B	Vanadium, Total	VA	LYSOAD03	6/4/2012 0:00	0	0	26.8		mg/kg			Historical	233	NO	ALL DETECT	390	NO	ALL DETECT	510	NA	NA
METALS	6010B	Vanadium, Total	VA	LYSOAE02	6/4/2012 0:00	0	0	13.8		mg/kg			Historical	233	NO	ALL DETECT	390	NO	ALL DETECT	510	NA	NA
METALS	6010B	Vanadium, Total	VA	LYSOAE03	6/4/2012 0:00	0	0	25.8		mg/kg			Historical	233	NO	ALL DETECT	390	NO	ALL DETECT	510	NA	NA
METALS	6010B	Vanadium, Total	VA	LYSOAE05	6/4/2012 0:00	0	0	27.2		mg/kg			Historical	233	NO	ALL DETECT	390	NO	ALL DETECT	510	NA	NA
METALS	6010B	Vanadium, Total	VA	LYSSB0303	6/4/2012 0:00	0	0	26.1		mg/kg			Historical	233	NO	ALL DETECT	390	NO	ALL DETECT	510	NA	NA
METALS	6010B	Vanadium, Total	VA	LYSSC0101	6/4/2012 0:00	0	0	23.7		mg/kg			Historical	233	NO	ALL DETECT	390	NO	ALL DETECT	510	NA	NA
METALS	ISM01.3	Vanadium, Total	VA	YPDS0111	10/21/2011 0:00	0	0	38.7		mg/kg	N,E		Historical	233	NO	ALL DETECT	390	NO	ALL DETECT	510	NA	NA
METALS	ISM01.3	Vanadium, Total	VA	YPDS0210	10/21/2011 0:00	0	0	36.3		mg/kg	N,E		Historical	233	NO	ALL DETECT	390	NO	ALL DETECT	510	NA	NA
METALS	ISM01.3	Vanadium, Total	VA	YPDS0312	10/21/2011 0:00	0	0	12.3		mg/kg	N,E		Historical	233	NO	ALL DETECT	390	NO	ALL DETECT	510	NA	NA
METALS	ISM01.3	Vanadium, Total	VA	YPDS0410	10/21/2011 0:00	0	0	5		mg/kg	J,N,E		Historical	233	NO	ALL DETECT	390	NO	ALL DETECT	510	NA	NA
METALS	ISM01.3	Vanadium, Total	VA	YPDS0509	10/21/2011 0:00	0	0	25.5		mg/kg	N,E		Historical	233	NO	ALL DETECT	390	NO	ALL DETECT	510	NA	NA
METALS	ISM01.3	Vanadium, Total	VA	YPDS0612	10/21/2011 0:00	0	0	8.7		mg/kg	N,E		Historical	233	NO	ALL DETECT	390	NO	ALL DETECT	510	NA	NA
METALS	ISM01.3	Vanadium, Total	VA	YPDS0714	10/21/2011 0:00	0	0	21.5		mg/kg	N,E		Historical	233	NO	ALL DETECT	390	NO	ALL DETECT	510	NA	NA
METALS	ISM01.3	Vanadium, Total	VA	YPDS0812	10/21/2011 0:00	0	0	6.2		mg/kg	N,E		Historical	233	NO	ALL DETECT	390	NO	ALL DETECT	510	NA	NA
METALS	ISM01.3	Vanadium, Total	VA	YPDS0912	10/21/2011 0:00	0	0	6.5		mg/kg	N,E		Historical	233	NO	ALL DETECT	390	NO	ALL DETECT	510	NA	NA
METALS	ISM01.3	Vanadium, Total	VA	YPDS1012	10/21/2011 0:00	0	0	5.9		mg/kg	N,E		Historical	233	NO	ALL DETECT	390	NO	ALL DETECT	510	NA	NA
METALS	ISM01.3	Vanadium, Total	VA	YPDS1111	10/21/2011 0:00	0	0	21		mg/kg	N,E		Historical	233	NO	ALL DETECT	390	NO	ALL DETECT	510	NA	NA
METALS	ISM01.3	Vanadium, Total	VA	YPDS1212	10/21/2011 0:00	0	0	12.1		mg/kg	N,E		Historical	233	NO	ALL DETECT	390	NO	ALL DETECT	510	NA	NA
METALS	ISM01.3	Vanadium, Total	VA	YPDS1312	10/21/2011 0:00	0	0	4.6		mg/kg	J,N,E		Historical	233	NO	ALL DETECT	390	NO	ALL DETECT	510	NA	NA
METALS	ISM01.3	Vanadium, Total	VA	YPDS1408	10/21/2011 0:00	0	0	5.8		mg/kg	N,E		Historical	233	NO	ALL DETECT	390	NO	ALL DETECT	510	NA	NA
METALS	ISM01.3	Vanadium, Total	VA	YPDS1512	10/21/2011 0:00	0	0	35.9		mg/kg	N,E		Historical	233	NO	ALL DETECT	390	NO	ALL DETECT	510	NA	NA
METALS	ISM01.3	Vanadium, Total	VA	YPDS1612	10/21/2011 0:00	0	0	5.4		mg/kg	J,N,E		Historical	233	NO	ALL DETECT	390	NO	ALL DETECT	510	NA	NA
METALS	ISM01.3	Vanadium, Total	VA	YPSS01	10/21/2011 0:00	0	0	9.7		mg/kg	N, E		Historical	233	NO	ALL DETECT	390	NO	ALL DETECT	510	NA	NA
METALS	ISM01.3	Vanadium, Total	VA	YPSS02	10/21/2011 0:00	0	0	19.2		mg/kg	N, E		Historical	233	NO	ALL DETECT	390	NO	ALL DETECT	510	NA	NA
METALS	ISM01.3	Vanadium, Total	VA	YPSS03	10/21/2011 0:00	0	0	12.9		mg/kg	N, E		Historical	233	NO	ALL DETECT	390	NO	ALL DETECT	510	NA	NA
METALS	ISM01.3	Vanadium, Total	VA	YPSS04	10/21/2011 0:00	0	0	25.4		mg/kg	E		Historical	233	NO	ALL DETECT	390	NO	ALL DETECT	510	NA	NA
METALS	ISM01.3	Vanadium, Total	VA	YPSS05	10/21/2011 0:00	0	0	28.8		mg/kg	E		Historical	233	NO	ALL DETECT	390	NO	ALL DETECT	510	NA	NA
METALS	ISM01.3	Vanadium, Total	VA	YPSS06	10/21/2011 0:00	0	0	21.3		mg/kg	E		Historical	233	NO	ALL DETECT	390	NO	ALL DETECT	510	NA	NA
METALS	ISM01.3	Vanadium, Total	VA	YPSS07	10/21/2011 0:00	0	0	22.3		mg/kg	E		Historical	233	NO	ALL DETECT	390	NO	ALL DETECT	510	NA	NA
METALS	ISM01.3	Vanadium, Total	VA	YPSS08	10/21/2011 0:00	0	0	27.5		mg/kg	E		Historical	233	NO	ALL DETECT	390	NO	ALL DETECT	510	NA	NA
METALS	ISM01.3	Vanadium, Total	VA	YPSS09	10/21/2011 0:00	0	0	15.9		mg/kg	E		Historical	233	NO	ALL DETECT	390	NO	ALL DETECT	510	NA	NA
METALS	ISM01.3	Vanadium, Total	VA	YPSS10	10/21/2011 0:00	0	0	21.7		mg/kg	E		Historical	233	NO	ALL DETECT	390	NO	ALL DETECT	510	NA	NA
METALS	ISM01.3	Vanadium, Total	VA	YPSS11	10/21/2011 0:00	0	0	17.8		mg/kg	E		Historical	233	NO	ALL DETECT	390	NO	ALL DETECT	510	NA	NA
METALS	ISM01.3	Vanadium, Total	VA	YPSS12	10/21/2011 0:00	0	0	15.5		mg/kg	E		Historical	233	NO	ALL DETECT	390	NO	ALL DETECT	510	NA	NA
METALS	ISM01.3	Vanadium, Total	VA	YPSS13	10/21/2011 0:00	0	0	17.8		mg/kg	E		Historical	233	NO	ALL DETECT	390	NO	ALL DETECT	510	NA	NA
METALS	ISM01.3	Vanadium, Total	VA	YPSS14	10/21/2011 0:00	0	0	12.1		mg/kg	E		Historical	233	NO	ALL DETECT	390	NO	ALL DETECT	510	NA	NA
METALS	ISM01.3	Vanadium, Total	VA	YPSS15	10/21/2011 0:00	0	0	21.1		mg/kg	E		Historical	233	NO	ALL DETECT	390	NO	ALL DETECT	510	NA	NA
METALS	ISM01.3	Vanadium, Total	VA	YPSS16	10/21/2011 0:00	0	0	20		mg/kg	E		Historical	233	NO	ALL DETECT	390	NO	ALL DETECT	510	NA	NA
METALS	ISM01.3	Vanadium, Total	VA	YPSS18	10/21/2011 0:00	0	0	15.1		mg/kg	E		Historical	233	NO	ALL DETECT	390	NO	ALL DETECT	510	NA	NA
METALS	ISM01.3	Vanadium, Total	VA	YPSS19	10/21/2011 0:00	0	0	21		mg/kg	E		Historical	233	NO	ALL DETECT	390	NO	ALL DETECT	510	NA	NA
METALS	SW6020	Zinc, Total	ZN	LYMW09 (1-2 ft)	1/15/2014 15:00	1	2	24		mg/kg	B		280-51290-1	311.5	NO	ALL DETECT	23,000	NO	ALL DETECT	31,000	NO	ALL DETECT
METALS	SW6020	Zinc, Total	ZN	LYMW10 (1-2 ft)	1/15/2014 11:00	1	2	210		mg/kg	B		280-51290-1	311.5	NO	ALL DETECT	23,000	NO	ALL DETECT	31,000	NO	ALL DETECT
METALS	SW6020	Zinc, Total	ZN	LYMW11 (1-2 ft)	1/15/2014 10:00	1	2	240		mg/kg	B		280-51290-1	311.5	NO	ALL DETECT	23,000	NO	ALL DETECT	31,000	NO	ALL DETECT
METALS	SW6020	Zinc, Total	ZN	LYMW12 (1-2 ft)	1/15/2014 16:00	1	2	27		mg/kg	B		280-51290-1	311.5	NO	ALL DETECT	23,000	NO	ALL DETECT	31,000	NO	ALL DETECT
METALS	SW6020	Zinc, Total	ZN	LYMW13 (1-2 ft)	1/15/2014 9:00	1	2	34		mg/kg	B		280-51290-1	311.5	NO	ALL DETECT	23,000	NO	ALL DETECT	31,000	NO	ALL DETECT
METALS	SW6020	Zinc, Total	ZN	LYMW14 (1-2 ft)	1/15/2014 13:00	1	2	46		mg/kg			280-51290-1	311.5	NO	ALL DETECT	23,000	NO	ALL DETECT	31,000	NO	ALL DETECT
METALS	6010B	Zinc, Total	ZN	LYSOAA01	6/4/2012 0:00	0	0	193		mg/kg			Historical	311.5	NO	ALL DETECT	23,000	NO	ALL DETECT	31,000	NO	ALL DETECT
METALS	6010B	Zinc, Total	ZN	LYSOAA01D	6/4/2012 0:00	0	0	198		mg/kg			Historical	311.5	NO	ALL DETECT	23,000	NO	ALL DETECT	31,000	NO	ALL DETECT
METALS	6010B	Zinc, Total	ZN	LYSOAA02	6/4/2012 0:00	0	0	489		mg/kg			Historical	311.5	YES	ALL DETECT	23,000	NO	ALL DETECT	31,000	NO	ALL DETECT
METALS	6010B	Zinc, Total	ZN	LYSOAA03	6/4/2012 0:00	0	0	810		mg/kg			Historical	311.5	YES	ALL DETECT	23,000	NO	ALL DETECT	31,000	NO	ALL DETECT
METALS	6010B	Zinc, Total	ZN	LYSOAA05	6/4/2012 0:00	0	0	334		mg/kg			Historical	311.5	YES	ALL DETECT	23,000	NO	ALL DETECT	31,000	NO	ALL DETECT
METALS	6010B	Zinc, Total	ZN	LYSOAB01	6/4/2012 0:00	0	0	282		mg/kg			Historical	311.5	NO	ALL DETECT	23,000	NO	ALL DETECT	31,000	NO	ALL DETECT
METALS	6010B	Zinc, Total	ZN	LYSOAB02	6/4/2012 0:00	0	0	444		mg/kg			Historical	311.5	YES	ALL DETECT	23,000	NO	ALL DETECT	31,000	NO	ALL DETECT
METALS	6010B	Zinc, Total	ZN	LYSOAB03	6/4/2012 0:00	0	0	1200		mg/kg			Historical	311.5	YES	ALL DETECT	23,000	NO	ALL DETECT	31,000	NO	ALL DETECT
METALS	6010B	Zinc, Total	ZN	LYSOAC03	6/4/2012 0:00	0	0	778		mg/kg			Historical	311.5	YES	ALL DETECT	23,000	NO	ALL DETECT	31,000	NO	ALL DETECT
METALS	6010B	Zinc, Total	ZN	LYSOAD02	6/4/2012 0:00	0	0	398		mg/kg			Historical	311.5	YES	ALL DETECT	23,000	NO	ALL DETECT	31,000	NO	ALL DETECT
METALS	6010B	Zinc, Total	ZN	LYSOAD03	6/4/2012 0:00	0	0	1020		mg/kg			Historical	311.5	YES	ALL DETECT	23,000	NO	ALL DETECT	31,000	NO	ALL DETECT
METALS	6010B	Zinc, Total	ZN	LYSOAE02	6/4/2012 0:00	0	0	64.7		mg/kg			Historical	311.5	NO	ALL DETECT	23,000	NO	ALL DETECT	31,000	NO	ALL DETECT
METALS	6010B	Zinc, Total	ZN	LYSOAE03	6/4/2012 0:00	0	0	339		mg/kg			Historical	311.5	YES	ALL DETECT	23,000	NO	ALL DETECT	31,000	NO	ALL DETECT
METALS	6010B	Zinc, Total	ZN	LYSOAE05	6/4/2012 0:00	0	0	173		mg/kg			Historical	311.5	NO	ALL DETECT	23,000	NO	ALL DETECT	31,000	NO	ALL DETECT
METALS	6010B	Zinc, Total	ZN	LYSSB0303	6/4/2012 0:00	0	0	48.5		mg/kg			Historical	311.5	NO	ALL DETECT	23,000	NO	ALL DETECT	31,000	NO	ALL DETECT
METALS	6010B	Zinc, Total	ZN	LYSSC0101	6/4/2012 0:00	0	0	76.9		mg/kg			Historical	311.5	NO	ALL DETECT	23,000	NO	ALL DETECT	31,000	NO	ALL DETECT
METALS	ISM01.3	Zinc, Total	ZN	YPDS0111	10/21/2011 0:00	0	0	72.8		mg/kg			Historical	311.5	NO	ALL DETECT	23,000	NO	ALL DETECT	31,000	NO	ALL DETECT
METALS	ISM01.3	Zinc, Total	ZN	YPDS0210	10/21/2011 0:00	0	0	59.1		mg/kg			Historical	311.5	NO	ALL DETECT	23,000	NO	ALL DETECT	31,000	NO	ALL DETECT
METALS	ISM01.3	Zinc, Total	ZN	YPDS0312	10/21/2011 0:00	0	0	19.7		mg/kg			Historical	311.5	NO	ALL DETECT	23,000	NO	ALL DETECT	31,000	NO	ALL DETECT
METALS	ISM01.3	Zinc, Total	ZN	YPDS0410	10/21/2011 0:00	0	0	7.1		mg/kg			Historical	311.5	NO	ALL DETECT	23,000	NO	ALL DETECT	31,000	NO	ALL DETECT
METALS	ISM01.3	Zinc, Total	ZN	YPDS0509	10/21/2011 0:00	0	0	46.9		mg/kg			Historical	311.5	NO	ALL DETECT	23,000	NO	ALL DETECT	31,000	NO	ALL DETECT
METALS	ISM01.3	Zinc, Total	ZN	YPDS0612	10/21/2011 0:00	0	0	9.2		mg/kg			Historical	311.5	NO	ALL DETECT	23,000	NO	ALL DETECT	31,000	NO	ALL DETECT
METALS	ISM01.3	Zinc, Total	ZN	YPDS0714	10/21/2011 0:00	0	0	30.6		mg/kg			Historical	311.5	NO	ALL DETECT	23,000	NO	ALL DETECT	31,000	NO	ALL DETECT
METALS	ISM01.3	Zinc, Total	ZN	YPDS0812	10/21/2011 0:00	0	0	10.4		mg/kg			Historical	311.5	NO	ALL DETECT	23,000	NO	ALL DETECT	31,000	NO	ALL DETECT
METALS	ISM01.3	Zinc, Total	ZN	YPDS0912	10/21/2011 0:00	0	0	8.9		mg/kg			Historical	311.5	NO	ALL DETECT	23,000	NO	ALL DETECT	31,000	NO	ALL DETECT
METALS	ISM01.3	Zinc, Total	ZN	YPDS1012	10/21/2011 0:00	0	0	7.2		mg/kg			Historical	311.5	NO	ALL DETECT	23,000	NO	ALL DETECT	31,000	NO	ALL DETECT

TABLE 3-6A. SURFACE SOIL POINT-BY-POINT CONSTITUENT OF CONCERN (COC) SCREEN
WYOMING DEPARTMENT OF ENVIRONMENTAL QUALITY, LARAMIE FORMER YTTRIUM PLANT, LARAMIE, WYOMING

CATEGORY	METHOD	ANALYTE	TRI-CAS	SAMPLE_ID	DATE TIME SAMPLED	SAMPLE START DEPTH	SAMPLE END DEPTH	DETECTED RESULTS	NON-DETECTED (METHOD DETECTION LIMIT (MDL))	UNITS	LAB QUALIFIER	DATA VALIDATION REVIEWER QUALIFIER	LABORATORY DATA SET NUMBER	MIGRATION TO GROUNDWATER - FACT SHEET #12 (mg/kg)	IS DETECT VALUE > SCREENING LEVEL	IS MDL > SCREENING LEVEL	RESIDENTIAL SOIL SCREENING VALUES - FACT SHEET #12 (mg/kg)	IS DETECT VALUE > SCREENING LEVEL	IS MDL > SCREENING LEVEL	INDUSTRIAL SCREENING VALUES - EPA RSL (mg/kg)	IS DETECT VALUE > SCREENING LEVEL	IS MDL > SCREENING LEVEL
METALS	ISM01.3	Zinc, Total	ZN	YPDS1111	10/21/2011 0:00	0	0	27.2		mg/kg			Historical	311.5	NO	ALL DETECT	23,000	NO	ALL DETECT	31,000	NO	ALL DETECT
METALS	ISM01.3	Zinc, Total	ZN	YPDS1212	10/21/2011 0:00	0	0	15.5		mg/kg			Historical	311.5	NO	ALL DETECT	23,000	NO	ALL DETECT	31,000	NO	ALL DETECT
METALS	ISM01.3	Zinc, Total	ZN	YPDS1312	10/21/2011 0:00	0	0	6.5		mg/kg	J		Historical	311.5	NO	ALL DETECT	23,000	NO	ALL DETECT	31,000	NO	ALL DETECT
METALS	ISM01.3	Zinc, Total	ZN	YPDS1408	10/21/2011 0:00	0	0	8.4		mg/kg			Historical	311.5	NO	ALL DETECT	23,000	NO	ALL DETECT	31,000	NO	ALL DETECT
METALS	ISM01.3	Zinc, Total	ZN	YPDS1512	10/21/2011 0:00	0	0	74.9		mg/kg			Historical	311.5	NO	ALL DETECT	23,000	NO	ALL DETECT	31,000	NO	ALL DETECT
METALS	ISM01.3	Zinc, Total	ZN	YPDS1612	10/21/2011 0:00	0	0	8.6		mg/kg			Historical	311.5	NO	ALL DETECT	23,000	NO	ALL DETECT	31,000	NO	ALL DETECT
METALS	ISM01.3	Zinc, Total	ZN	YPSS01	10/21/2011 0:00	0	0	36.3		mg/kg			Historical	311.5	NO	ALL DETECT	23,000	NO	ALL DETECT	31,000	NO	ALL DETECT
METALS	ISM01.3	Zinc, Total	ZN	YPSS02	10/21/2011 0:00	0	0	86.8		mg/kg			Historical	311.5	NO	ALL DETECT	23,000	NO	ALL DETECT	31,000	NO	ALL DETECT
METALS	ISM01.3	Zinc, Total	ZN	YPSS03	10/21/2011 0:00	0	0	430		mg/kg			Historical	311.5	YES	ALL DETECT	23,000	NO	ALL DETECT	31,000	NO	ALL DETECT
METALS	ISM01.3	Zinc, Total	ZN	YPSS04	10/21/2011 0:00	0	0	40.8		mg/kg			Historical	311.5	NO	ALL DETECT	23,000	NO	ALL DETECT	31,000	NO	ALL DETECT
METALS	ISM01.3	Zinc, Total	ZN	YPSS05	10/21/2011 0:00	0	0	56.8		mg/kg			Historical	311.5	NO	ALL DETECT	23,000	NO	ALL DETECT	31,000	NO	ALL DETECT
METALS	ISM01.3	Zinc, Total	ZN	YPSS06	10/21/2011 0:00	0	0	33		mg/kg			Historical	311.5	NO	ALL DETECT	23,000	NO	ALL DETECT	31,000	NO	ALL DETECT
METALS	ISM01.3	Zinc, Total	ZN	YPSS07	10/21/2011 0:00	0	0	60.1		mg/kg			Historical	311.5	NO	ALL DETECT	23,000	NO	ALL DETECT	31,000	NO	ALL DETECT
METALS	ISM01.3	Zinc, Total	ZN	YPSS08	10/21/2011 0:00	0	0	117		mg/kg			Historical	311.5	NO	ALL DETECT	23,000	NO	ALL DETECT	31,000	NO	ALL DETECT
METALS	ISM01.3	Zinc, Total	ZN	YPSS09	10/21/2011 0:00	0	0	249		mg/kg			Historical	311.5	NO	ALL DETECT	23,000	NO	ALL DETECT	31,000	NO	ALL DETECT
METALS	ISM01.3	Zinc, Total	ZN	YPSS10	10/21/2011 0:00	0	0	117		mg/kg			Historical	311.5	NO	ALL DETECT	23,000	NO	ALL DETECT	31,000	NO	ALL DETECT
METALS	ISM01.3	Zinc, Total	ZN	YPSS11	10/21/2011 0:00	0	0	74.4		mg/kg			Historical	311.5	NO	ALL DETECT	23,000	NO	ALL DETECT	31,000	NO	ALL DETECT
METALS	ISM01.3	Zinc, Total	ZN	YPSS12	10/21/2011 0:00	0	0	30.3		mg/kg			Historical	311.5	NO	ALL DETECT	23,000	NO	ALL DETECT	31,000	NO	ALL DETECT
METALS	ISM01.3	Zinc, Total	ZN	YPSS13	10/21/2011 0:00	0	0	31.4		mg/kg			Historical	311.5	NO	ALL DETECT	23,000	NO	ALL DETECT	31,000	NO	ALL DETECT
METALS	ISM01.3	Zinc, Total	ZN	YPSS14	10/21/2011 0:00	0	0	29		mg/kg			Historical	311.5	NO	ALL DETECT	23,000	NO	ALL DETECT	31,000	NO	ALL DETECT
METALS	ISM01.3	Zinc, Total	ZN	YPSS15	10/21/2011 0:00	0	0	179		mg/kg			Historical	311.5	NO	ALL DETECT	23,000	NO	ALL DETECT	31,000	NO	ALL DETECT
METALS	ISM01.3	Zinc, Total	ZN	YPSS16	10/21/2011 0:00	0	0	67.7		mg/kg			Historical	311.5	NO	ALL DETECT	23,000	NO	ALL DETECT	31,000	NO	ALL DETECT
METALS	ISM01.3	Zinc, Total	ZN	YPSS18	10/21/2011 0:00	0	0	196		mg/kg			Historical	311.5	NO	ALL DETECT	23,000	NO	ALL DETECT	31,000	NO	ALL DETECT
METALS	ISM01.3	Zinc, Total	ZN	YPSS19	10/21/2011 0:00	0	0	103		mg/kg			Historical	311.5	NO	ALL DETECT	23,000	NO	ALL DETECT	31,000	NO	ALL DETECT

Notes:
All results in milligrams per kilogram (mg/kg), unless otherwise noted.
Some RL and MDL values are represented as 0. These analytes do not have RLs or MDLs available.
MTGW and Residential screening values based on Fact Sheet #12, December 2013 (per Site workplan)
Industrial screening values from 2014 Regional Screening Levels (RSL)
ALL ND - All results were non-detect and the FOD is 0%
MDL - Method Detection Limit

MGTW - Migration to Groundwater
NL - Screening Value, Not-Listed
NA - Not Applicable
RL - Reporting Limit
SL - Screening Level

TABLE 3-6B. SUBSURFACE SOIL POINT-BY-POINT CONSTITUENT OF CONCERN (COC) SCREEN
WYOMING DEPARTMENT OF ENVIRONMENTAL QUALITY, LARAMIE FORMER YTTRIUM PLANT, LARAMIE, WYOMING

CATEGORY	METHOD	ANALYTE	TRI-CAS	SAMPLE_ID	DATE TIME SAMPLED	SAMPLE START DEPTH	SAMPLE END DEPTH	DETECTED RESULTS	NON-DETECTED (METHOD DETECTION LIMIT (MDL))	UNITS	LAB QUALIFIER	DATA VALIDATION REVIEWER QUALIFIER	LABORATORY DATA SET NUMBER	MIGRATION TO GROUNDWATER - FACT SHEET #12 (mg/kg)	IS DETECT VALUE > SCREENING LEVEL	IS MDL > SCREENING LEVEL	RESIDENTIAL SOIL SCREENING VALUES - FACT SHEET #12 (mg/kg)	IS DETECT VALUE > SCREENING LEVEL	IS MDL > SCREENING LEVEL	INDUSTRIAL SCREENING VALUES - EPA RSL (mg/kg)	IS DETECT VALUE > SCREENING LEVEL	IS MDL > SCREENING LEVEL
SVOC	SW 8270C-SIM	Benzo(a)pyrene	00050-32-8	LYMW09 (3-4 ft)	1/16/2014 8:00	3	4		0.00076	mg/kg	U	UJ	280-51344-1	0.20404	ALL ND	NO	0.015	ND	NO	0.21	ND	NO
SVOC	SW 8270C-SIM	Benzo(a)pyrene	00050-32-8	LYMW09 (4-5 ft)	1/15/2014 15:15	4	5		0.0007	mg/kg	U		280-51290-1	0.20404	ALL ND	NO	0.015	ND	NO	0.21	ND	NO
SVOC	SW 8270C-SIM	Benzo(a)pyrene	00050-32-8	LYMW10 (2-3 ft)	1/15/2014 11:30	2	3	0.044		mg/kg			280-51290-1	0.20404	NO	ALL DETECT	0.015	YES	ALL DETECT	0.21	NO	ALL DETECT
SVOC	SW 8270C-SIM	Benzo(a)pyrene	00050-32-8	LYMW11 (3-4 ft)	1/15/2014 10:15	3	4	0.0052		mg/kg	J	J	280-51290-1	0.20404	NO	ALL DETECT	0.015	NO	ALL DETECT	0.21	NO	ALL DETECT
SVOC	SW 8270C-SIM	Benzo(a)pyrene	00050-32-8	LYMW12 (2-3 ft)	1/15/2014 16:15	2	3		0.00076	mg/kg	U		280-51290-1	0.20404	ALL ND	NO	0.015	ND	NO	0.21	ND	NO
SVOC	SW 8270C-SIM	Benzo(a)pyrene	00050-32-8	LYMW12 (3-4 ft)	1/16/2014 8:30	3	4		0.00076	mg/kg	U	UJ	280-51344-1	0.20404	ALL ND	NO	0.015	ND	NO	0.21	ND	NO
SVOC	SW 8270C-SIM	Benzo(a)pyrene	00050-32-8	LYMW13 (6-7 ft)	1/15/2014 9:15	6	7		0.00075	mg/kg	U		280-51290-1	0.20404	ALL ND	NO	0.015	ND	NO	0.21	ND	NO
SVOC	SW 8270C-SIM	Benzo(a)pyrene	00050-32-8	LYMW14 (6-7 ft)	1/15/2014 13:30	6	7	0.029		mg/kg			280-51290-1	0.20404	NO	ALL DETECT	0.015	YES	ALL DETECT	0.21	NO	ALL DETECT
SVOC	SW 8270C-SIM	Dibenzo(a,h)anthracene	00053-70-3	LYMW09 (3-4 ft)	1/16/2014 8:00	3	4		0.0013	mg/kg	U		280-51344-1	0.0467	ALL ND	NO	0.015	ND	NO	0.21	ND	NO
SVOC	SW 8270C-SIM	Dibenzo(a,h)anthracene	00053-70-3	LYMW09 (4-5 ft)	1/15/2014 15:15	4	5		0.0012	mg/kg	U		280-51290-1	0.0467	ALL ND	NO	0.015	ND	NO	0.21	ND	NO
SVOC	SW 8270C-SIM	Dibenzo(a,h)anthracene	00053-70-3	LYMW10 (2-3 ft)	1/15/2014 11:30	2	3	0.018		mg/kg			280-51290-1	0.0467	NO	ALL DETECT	0.015	YES	ALL DETECT	0.21	NO	ALL DETECT
SVOC	SW 8270C-SIM	Dibenzo(a,h)anthracene	00053-70-3	LYMW11 (3-4 ft)	1/15/2014 10:15	3	4		0.0016	mg/kg	U		280-51290-1	0.0467	ALL ND	NO	0.015	ND	NO	0.21	ND	NO
SVOC	SW 8270C-SIM	Dibenzo(a,h)anthracene	00053-70-3	LYMW12 (2-3 ft)	1/15/2014 16:15	2	3		0.0013	mg/kg	U		280-51290-1	0.0467	ALL ND	NO	0.015	ND	NO	0.21	ND	NO
SVOC	SW 8270C-SIM	Dibenzo(a,h)anthracene	00053-70-3	LYMW12 (3-4 ft)	1/16/2014 8:30	3	4		0.0013	mg/kg	U		280-51344-1	0.0467	ALL ND	NO	0.015	ND	NO	0.21	ND	NO
SVOC	SW 8270C-SIM	Dibenzo(a,h)anthracene	00053-70-3	LYMW13 (6-7 ft)	1/15/2014 9:15	6	7		0.0013	mg/kg	U		280-51290-1	0.0467	ALL ND	NO	0.015	ND	NO	0.21	ND	NO
SVOC	SW 8270C-SIM	Dibenzo(a,h)anthracene	00053-70-3	LYMW14 (6-7 ft)	1/15/2014 13:30	6	7		0.0014	mg/kg	U		280-51290-1	0.0467	ALL ND	NO	0.015	ND	NO	0.21	ND	NO
SVOC	SW 8270C-SIM	Benzo(a)anthracene	00056-55-3	LYMW09 (3-4 ft)	1/16/2014 8:00	3	4		0.00092	mg/kg	U		280-51344-1	0.049	ALL ND	NO	0.15	ND	NO	2.1	ND	NO
SVOC	SW 8270C-SIM	Benzo(a)anthracene	00056-55-3	LYMW09 (4-5 ft)	1/15/2014 15:15	4	5	0.0023		mg/kg	J	J	280-51290-1	0.049	NO	ALL DETECT	0.15	NO	ALL DETECT	2.1	NO	ALL DETECT
SVOC	SW 8270C-SIM	Benzo(a)anthracene	00056-55-3	LYMW10 (2-3 ft)	1/15/2014 11:30	2	3	0.024		mg/kg			280-51290-1	0.049	NO	ALL DETECT	0.15	NO	ALL DETECT	2.1	NO	ALL DETECT
SVOC	SW 8270C-SIM	Benzo(a)anthracene	00056-55-3	LYMW11 (3-4 ft)	1/15/2014 10:15	3	4	0.0043		mg/kg	J	J	280-51290-1	0.049	NO	ALL DETECT	0.15	NO	ALL DETECT	2.1	NO	ALL DETECT
SVOC	SW 8270C-SIM	Benzo(a)anthracene	00056-55-3	LYMW12 (2-3 ft)	1/15/2014 16:15	2	3		0.00093	mg/kg	U		280-51290-1	0.049	ALL ND	NO	0.15	ND	NO	2.1	ND	NO
SVOC	SW 8270C-SIM	Benzo(a)anthracene	00056-55-3	LYMW12 (3-4 ft)	1/16/2014 8:30	3	4		0.00092	mg/kg	U		280-51344-1	0.049	ALL ND	NO	0.15	ND	NO	2.1	ND	NO
SVOC	SW 8270C-SIM	Benzo(a)anthracene	00056-55-3	LYMW13 (6-7 ft)	1/15/2014 9:15	6	7		0.00091	mg/kg	U		280-51290-1	0.049	ALL ND	NO	0.15	ND	NO	2.1	ND	NO
SVOC	SW 8270C-SIM	Benzo(a)anthracene	00056-55-3	LYMW14 (6-7 ft)	1/15/2014 13:30	6	7	0.013		mg/kg			280-51290-1	0.049	NO	ALL DETECT	0.15	NO	ALL DETECT	2.1	NO	ALL DETECT
SVOC	SW 8270C	Hexachloroethane	00067-72-1	LYMW09 (4-5 ft)	1/15/2014 15:15	4	5		0.021	mg/kg	U		280-51290-1	0.004	ALL ND	YES	12	ND	NO	43	ND	NO
SVOC	SW 8270C	Hexachloroethane	00067-72-1	LYMW10 (2-3 ft)	1/15/2014 11:30	2	3		0.024	mg/kg	U		280-51290-1	0.004	ALL ND	YES	12	ND	NO	43	ND	NO
SVOC	SW 8270C	Hexachloroethane	00067-72-1	LYMW11 (3-4 ft)	1/15/2014 10:15	3	4		0.025	mg/kg	U		280-51290-1	0.004	ALL ND	YES	12	ND	NO	43	ND	NO
SVOC	SW 8270C	Hexachloroethane	00067-72-1	LYMW12 (2-3 ft)	1/15/2014 16:15	2	3		0.022	mg/kg	U		280-51290-1	0.004	ALL ND	YES	12	ND	NO	43	ND	NO
SVOC	SW 8270C	Hexachloroethane	00067-72-1	LYMW13 (6-7 ft)	1/15/2014 9:15	6	7		0.021	mg/kg	U		280-51290-1	0.004	ALL ND	YES	12	ND	NO	43	ND	NO
SVOC	SW 8270C	Hexachloroethane	00067-72-1	LYMW14 (6-7 ft)	1/15/2014 13:30	6	7		0.021	mg/kg	U		280-51290-1	0.004	ALL ND	YES	12	ND	NO	43	ND	NO
SVOC	SW 8270C	Hexachlorocyclopentadiene	00077-47-4	LYMW09 (4-5 ft)	1/15/2014 15:15	4	5		0.049	mg/kg	U		280-51290-1	10.01481	ALL ND	NO	370	ND	NO	370	NA	NA
SVOC	SW 8270C	Hexachlorocyclopentadiene	00077-47-4	LYMW10 (2-3 ft)	1/15/2014 11:30	2	3		0.057	mg/kg	U		280-51290-1	10.01481	ALL ND	NO	370	ND	NO	370	NA	NA
SVOC	SW 8270C	Hexachlorocyclopentadiene	00077-47-4	LYMW11 (3-4 ft)	1/15/2014 10:15	3	4		0.058	mg/kg	U		280-51290-1	10.01481	ALL ND	NO	370	ND	NO	370	NA	NA
SVOC	SW 8270C	Hexachlorocyclopentadiene	00077-47-4	LYMW12 (2-3 ft)	1/15/2014 16:15	2	3		0.051	mg/kg	U		280-51290-1	10.01481	ALL ND	NO	370	ND	NO	370	NA	NA
SVOC	SW 8270C	Hexachlorocyclopentadiene	00077-47-4	LYMW13 (6-7 ft)	1/15/2014 9:15	6	7		0.048	mg/kg	U		280-51290-1	10.01481	ALL ND	NO	370	ND	NO	370	NA	NA
SVOC	SW 8270C	Hexachlorocyclopentadiene	00077-47-4	LYMW14 (6-7 ft)	1/15/2014 13:30	6	7		0.05	mg/kg	U		280-51290-1	10.01481	ALL ND	NO	370	ND	NO	370	NA	NA
SVOC	SW 8270C	Isophorone	00078-59-1	LYMW09 (4-5 ft)	1/15/2014 15:15	4	5		0.017	mg/kg	U		280-51290-1	0.0233	ALL ND	NO	510	ND	NO	1,800	ND	NO
SVOC	SW 8270C	Isophorone	00078-59-1	LYMW10 (2-3 ft)	1/15/2014 11:30	2	3		0.019	mg/kg	U		280-51290-1	0.0233	ALL ND	NO	510	ND	NO	1,800	ND	NO
SVOC	SW 8270C	Isophorone	00078-59-1	LYMW11 (3-4 ft)	1/15/2014 10:15	3	4		0.02	mg/kg	U		280-51290-1	0.0233	ALL ND	NO	510	ND	NO	1,800	ND	NO
SVOC	SW 8270C	Isophorone	00078-59-1	LYMW12 (2-3 ft)	1/15/2014 16:15	2	3		0.017	mg/kg	U		280-51290-1	0.0233	ALL ND	NO	510	ND	NO	1,800	ND	NO
SVOC	SW 8270C	Isophorone	00078-59-1	LYMW13 (6-7 ft)	1/15/2014 9:15	6	7		0.016	mg/kg	U		280-51290-1	0.0233	ALL ND	NO	510	ND	NO	1,800	ND	NO
SVOC	SW 8270C	Isophorone	00078-59-1	LYMW14 (6-7 ft)	1/15/2014 13:30	6	7		0.017	mg/kg	U		280-51290-1	0.0233	ALL ND	NO	510	ND	NO	1,800	ND	NO
SVOC	SW 8270C-SIM	Acenaphthene	00083-32-9	LYMW09 (3-4 ft)	1/16/2014 8:00	3	4		0.00016	mg/kg	U		280-51344-1	14.561	ALL ND	NO	3,400	ND	NO	3300	NA	NA
SVOC	SW 8270C-SIM	Acenaphthene	00083-32-9	LYMW09 (4-5 ft)	1/15/2014 15:15	4	5		0.00015	mg/kg	U		280-51290-1	14.561	ALL ND	NO	3,400	ND	NO	3300	NA	NA
SVOC	SW 8270C-SIM	Acenaphthene	00083-32-9	LYMW10 (2-3 ft)	1/15/2014 11:30	2	3	0.0053		mg/kg	J	J	280-51290-1	14.561	NO	ALL DETECT	3,400	NO	ALL DETECT	3300	NA	NA
SVOC	SW 8270C-SIM	Acenaphthene	00083-32-9	LYMW11 (3-4 ft)	1/15/2014 10:15	3	4	0.0014		mg/kg	J	J	280-51290-1	14.561	NO	ALL DETECT	3,400	NO	ALL DETECT	3300	NA	NA
SVOC	SW 8270C-SIM	Acenaphthene	00083-32-9	LYMW12 (2-3 ft)	1/15/2014 16:15	2	3		0.00016	mg/kg	U		280-51290-1	14.561	ALL ND	NO	3,400	ND	NO	3300	NA	NA
SVOC	SW 8270C-SIM	Acenaphthene	00083-32-9	LYMW12 (3-4 ft)	1/16/2014 8:30	3	4	0.00079		mg/kg	J	J	280-51344-1	14.561	NO	ALL DETECT	3,400	NO	ALL DETECT	3300	NA	NA
SVOC	SW 8270C-SIM	Acenaphthene	00083-32-9	LYMW13 (6-7 ft)	1/15/2014 9:15	6	7		0.00016	mg/kg	U		280-51290-1	14.561	ALL ND	NO	3,400	ND	NO	3300	NA	NA
SVOC	SW 8270C-SIM	Acenaphthene	00083-32-9	LYMW14 (6-7 ft)	1/15/2014 13:30	6	7	0.08		mg/kg			280-51290-1	14.561	NO	ALL DETECT	3,400	NO	ALL DETECT	3300	NA	NA
SVOC	SW 8270C	Diethylphthalate	00084-66-2	LYMW09 (4-5 ft)	1/15/2014 15:15	4	5		0.026	mg/kg	U		280-51290-1	13.013	ALL ND	NO	49,000	ND	NO	49000	NA	NA
SVOC	SW 8270C	Diethylphthalate	00084-66-2	LYMW10 (2-3 ft)	1/15/2014 11:30	2	3		0.03	mg/kg	U		280-51290-1	13.013	ALL ND	NO	49,000	ND	NO	49000	NA	NA
SVOC	SW 8270C	Diethylphthalate	00084-66-2	LYMW11 (3-4 ft)	1/15/2014 10:15	3	4		0.03	mg/kg	U		280-51290-1	13.013	ALL ND	NO	49,000	ND	NO	49000	NA	NA
SVOC	SW 8270C	Diethylphthalate	00084-66-2	LYMW12 (2-3 ft)	1/15/2014 16:15	2	3		0.027	mg/kg	U		280-51290-1	13.013	ALL ND	NO	49,000	ND	NO	49000	NA	NA
SVOC	SW 8270C	Diethylphthalate	00084-66-2	LYMW13 (6-7 ft)	1/15/2014 9:15	6	7		0.025	mg/kg	U		280-51290-1	13.013	ALL ND	NO	49,000	ND	NO	49000	NA	NA
SVOC	SW 8270C	Diethylphthalate	00084-66-2	LYMW14 (6-7 ft)	1/15/2014 13:30	6	7		0.026	mg/kg	U		280-51290-1	13.013	ALL ND	NO	49,000	ND	NO	49000	NA	NA
SVOC	SW 8270C	Di-n-butylphthalate	00084-74-2	LYMW09 (4-5 ft)	1/15/2014 15:15	4	5		0.029	mg/kg	U		280-51290-1	124.465	ALL ND	NO	6,100	ND	NO	6200	NA	NA
SVOC	SW 8270C	Di-n-butylphthalate	00084-74-2	LYMW10 (2-3 ft)	1/15/2014 11:30	2	3		0.033	mg/kg	U		280-51290-1	124.465	ALL ND	NO	6,100	ND	NO	6200	NA	NA
SVOC	SW 8270C	Di-n-butylphthalate	00084-74-2	LYMW11 (3-4 ft)	1/15/2014 10:15	3	4		0.033	mg/kg	U		280-51290-1	124.465	ALL ND	NO	6,100	ND	NO	6200	NA	NA
SVOC	SW 8270C	Di-n-butylphthalate	00084-74-2	LYMW12 (2-3 ft)	1/15/2014 16:15	2	3		0.03	mg/kg	U		280-51290-1	124.465	ALL ND	NO	6,100	ND	NO	6200	NA	NA
SVOC	SW 8270C	Di-n-butylphthalate	00084-74-2	LYMW13 (6-7 ft)	1/15/2014 9:15	6	7		0.028	mg/kg	U		280-51290-1	124.465	ALL ND	NO	6,100	ND	NO	6200	NA	NA
SVOC	SW 8270C	Di-n-butylphthalate	00084-74-2	LYMW14 (6-7 ft)	1/15/2014 13:30	6	7		0.029	mg/kg	U		280-51290-1	124.465	ALL ND	NO	6,100	ND	NO	6200	NA	NA
SVOC	SW 8270C-SIM	Phenanthrene	00085-01-8	LYMW09 (3-4 ft)	1/16/2014 8:00	3	4		0.0011	mg/kg	U		280-51344-1	NL	NA	NA		NA	NA		NA	NA
SVOC	SW 8270C-SIM	Phenanthrene	00085-01-8	LYMW09 (4-5 ft)	1/15/2014 15:15	4	5	0.0099		mg/kg		J	280-51290-1	NL	NA	NA		NA	NA		NA	NA
SVOC	SW 8270C-SIM	Phenanthrene	00085-01-8	LYMW10 (2-3 ft)	1/15/2014 11:30	2	3	0.033		mg/kg			280-51290-1	NL	NA	NA		NA	NA		NA	NA
SVOC	SW 8270C-SIM	Phenanthrene	00085-01-8	LYMW11 (3-4 ft)	1/15/2014 10:15	3	4	0.014		mg/kg			280-51290-1	NL	NA	NA		NA	NA		NA	NA
SVOC	SW 8270C-SIM	Phenanthrene	00085-01-8	LYMW12 (2-3 ft)	1/15/2014 16:15	2	3		0.0011	mg/kg	U		280-51290-1	NL	NA	NA		NA	NA		NA	NA
SVOC	SW 8270C-SIM	Phenanthrene	00085-01-8	LYMW12 (3-4 ft)	1/16/2014 8:30	3	4	0.0026		mg/kg	J	J	280-51344-1	NL	NA	NA		NA	NA		NA	NA
SVOC	SW 8270C-SIM	Phenanthrene	00085-01-8	LYMW13 (6-7 ft)	1/15/2014 9:15	6	7		0.0011	mg/kg	U		280-51290-1	NL	NA	NA		NA	NA		NA	NA
SVOC	SW 8270C-SIM	Phenanthrene	00085-01-8	LYMW14 (6-7 ft)	1/15/2014 13:30	6	7	0.31		mg/kg			280-51290-1	NL	NA	NA		NA	NA		NA	NA
SVOC	SW 8270C	Butylbenzylphthalate	00085-68-7	LYMW09 (4-5 ft)	1/15/2014 15:15	4	5		0.043	mg/kg	U		280-51290-1	384.667	ALL ND	NO	260	ND	NO	910	NA	NA
SVOC	SW 8270C	Butylbenzylphthalate	00085-68-7	LYMW10 (2-3 ft)	1/15/2014 11:30	2	3		0.049	mg/kg	U		280-51290-1	384.667	ALL ND	NO	260	ND	NO	910	NA	NA
SVOC	SW 8270C	Butylbenzylphthalate	00085-68-7	LYMW11 (3-4 ft)	1/15/2014 10:15	3	4		0.05	mg/kg	U		280-51290-1	384.667	ALL ND	NO	260	ND	NO	910	NA	NA
SVOC	SW 8270C	Butylbenzylphthalate	00085-68-7	LYMW12 (2-3 ft)	1/15/2014 16:15	2	3		0.044	mg/kg	U		280-51290-1	384.667	ALL ND	NO	260	ND	NO	910	NA	NA
SVOC	SW 8270C	Butylbenzylphthalate	00085-68-7	LYMW13 (6-7 ft)	1/15/2014 9:15	6	7		0.041	mg/kg	U		280-51290-1	384.667	ALL ND	NO	260	ND	NO	910	NA	NA
SVOC	SW 8270C	Butylbenzylphthalate	00085-68-7	LYMW14 (6-7 ft)	1/15/2014 13:30	6	7		0.043	mg/kg	U		280-51290-1	384.667	ALL ND	NO	260	ND	NO	910	NA	NA
SVOC	SW 8270C	N-Nitrosodiphenylamine	00086-30-6	LYMW09 (4-5 ft)	1/15/2014 15:15	4	5		0.021	mg/kg	U		280-51290-1	0.0273	ALL ND	NO	99	ND	NO	350	ND	NO

TABLE 3-6B. SUBSURFACE SOIL POINT-BY-POINT CONSTITUENT OF CONCERN (COC) SCREEN
WYOMING DEPARTMENT OF ENVIRONMENTAL QUALITY, LARAMIE FORMER YTTRIUM PLANT, LARAMIE, WYOMING

CATEGORY	METHOD	ANALYTE	TRI-CAS	SAMPLE_ID	DATE TIME SAMPLED	SAMPLE START DEPTH	SAMPLE END DEPTH	DETECTED RESULTS	NON-DETECTED (METHOD DETECTION LIMIT (MDL))	UNITS	LAB QUALIFIER	DATA VALIDATION REVIEWER QUALIFIER	LABORATORY DATA SET NUMBER	MIGRATION TO GROUNDWATER - FACT SHEET #12 (mg/kg)	IS DETECT VALUE > SCREENING LEVEL	IS MDL > SCREENING LEVEL	RESIDENTIAL SOIL SCREENING VALUES - FACT SHEET #12 (mg/kg)	IS DETECT VALUE > SCREENING LEVEL	IS MDL > SCREENING LEVEL	INDUSTRIAL SCREENING VALUES - EPA RSL (mg/kg)	IS DETECT VALUE > SCREENING LEVEL	IS MDL > SCREENING LEVEL
SVOC	SW 8270C	N-Nitrosodiphenylamine	00086-30-6	LYMW10 (2-3 ft)	1/15/2014 11:30	2	3		0.024	mg/kg	U		280-51290-1	0.0273	ALL ND	NO	99	ND	NO	350	ND	NO
SVOC	SW 8270C	N-Nitrosodiphenylamine	00086-30-6	LYMW11 (3-4 ft)	1/15/2014 10:15	3	4		0.024	mg/kg	U		280-51290-1	0.0273	ALL ND	NO	99	ND	NO	350	ND	NO
SVOC	SW 8270C	N-Nitrosodiphenylamine	00086-30-6	LYMW12 (2-3 ft)	1/15/2014 16:15	2	3		0.022	mg/kg	U		280-51290-1	0.0273	ALL ND	NO	99	ND	NO	350	ND	NO
SVOC	SW 8270C	N-Nitrosodiphenylamine	00086-30-6	LYMW13 (6-7 ft)	1/15/2014 9:15	6	7		0.02	mg/kg	U		280-51290-1	0.0273	ALL ND	NO	99	ND	NO	350	ND	NO
SVOC	SW 8270C	N-Nitrosodiphenylamine	00086-30-6	LYMW14 (6-7 ft)	1/15/2014 13:30	6	7		0.021	mg/kg	U		280-51290-1	0.0273	ALL ND	NO	99	ND	NO	350	ND	NO
SVOC	SW 8270C-SIM	Fluorene	00086-73-7	LYMW09 (3-4 ft)	1/16/2014 8:00	3	4		0.00048	mg/kg	U		280-51344-1	18.667	ALL ND	NO	2,300	ND	NO	2200	NA	NA
SVOC	SW 8270C-SIM	Fluorene	00086-73-7	LYMW09 (4-5 ft)	1/15/2014 15:15	4	5	0.00065		mg/kg	J	J	280-51290-1	18.667	NO	ALL DETECT	2,300	NO	ALL DETECT	2200	NA	NA
SVOC	SW 8270C-SIM	Fluorene	00086-73-7	LYMW10 (2-3 ft)	1/15/2014 11:30	2	3	0.0048		mg/kg	J	J	280-51290-1	18.667	NO	ALL DETECT	2,300	NO	ALL DETECT	2200	NA	NA
SVOC	SW 8270C-SIM	Fluorene	00086-73-7	LYMW11 (3-4 ft)	1/15/2014 10:15	3	4	0.0021		mg/kg	J	J	280-51290-1	18.667	NO	ALL DETECT	2,300	NO	ALL DETECT	2200	NA	NA
SVOC	SW 8270C-SIM	Fluorene	00086-73-7	LYMW12 (2-3 ft)	1/15/2014 16:15	2	3		0.00048	mg/kg	U		280-51290-1	18.667	ALL ND	NO	2,300	ND	NO	2200	NA	NA
SVOC	SW 8270C-SIM	Fluorene	00086-73-7	LYMW12 (3-4 ft)	1/16/2014 8:30	3	4	0.00096		mg/kg	J	J	280-51344-1	18.667	NO	ALL DETECT	2,300	NO	ALL DETECT	2200	NA	NA
SVOC	SW 8270C-SIM	Fluorene	00086-73-7	LYMW13 (6-7 ft)	1/15/2014 9:15	6	7		0.00048	mg/kg	U		280-51290-1	18.667	ALL ND	NO	2,300	ND	NO	2200	NA	NA
SVOC	SW 8270C-SIM	Fluorene	00086-73-7	LYMW14 (6-7 ft)	1/15/2014 13:30	6	7	0.16		mg/kg			280-51290-1	18.667	NO	ALL DETECT	2,300	NO	ALL DETECT	2200	NA	NA
SVOC	SW 8270C	Carbazole	00086-74-8	LYMW09 (4-5 ft)	1/15/2014 15:15	4	5		0.036	mg/kg	U		280-51290-1	NL	NA	NA		NA	NA		NA	NA
SVOC	SW 8270C	Carbazole	00086-74-8	LYMW10 (2-3 ft)	1/15/2014 11:30	2	3		0.041	mg/kg	U		280-51290-1	NL	NA	NA		NA	NA		NA	NA
SVOC	SW 8270C	Carbazole	00086-74-8	LYMW11 (3-4 ft)	1/15/2014 10:15	3	4		0.041	mg/kg	U		280-51290-1	NL	NA	NA		NA	NA		NA	NA
SVOC	SW 8270C	Carbazole	00086-74-8	LYMW12 (2-3 ft)	1/15/2014 16:15	2	3		0.037	mg/kg	U		280-51290-1	NL	NA	NA		NA	NA		NA	NA
SVOC	SW 8270C	Carbazole	00086-74-8	LYMW13 (6-7 ft)	1/15/2014 9:15	6	7		0.035	mg/kg	U		280-51290-1	NL	NA	NA		NA	NA		NA	NA
SVOC	SW 8270C	Carbazole	00086-74-8	LYMW14 (6-7 ft)	1/15/2014 13:30	6	7		0.036	mg/kg	U		280-51290-1	NL	NA	NA		NA	NA		NA	NA
SVOC	SW 8270C	Hexachlorobutadiene	00087-68-3	LYMW09 (4-5 ft)	1/15/2014 15:15	4	5		0.0099	mg/kg	U		280-51290-1	0.062	ALL ND	NO	6.2	ND	NO	22	ND	NO
SVOC	SW 8270C	Hexachlorobutadiene	00087-68-3	LYMW10 (2-3 ft)	1/15/2014 11:30	2	3		0.011	mg/kg	U		280-51290-1	0.062	ALL ND	NO	6.2	ND	NO	22	ND	NO
SVOC	SW 8270C	Hexachlorobutadiene	00087-68-3	LYMW11 (3-4 ft)	1/15/2014 10:15	3	4		0.012	mg/kg	U		280-51290-1	0.062	ALL ND	NO	6.2	ND	NO	22	ND	NO
SVOC	SW 8270C	Hexachlorobutadiene	00087-68-3	LYMW12 (2-3 ft)	1/15/2014 16:15	2	3		0.01	mg/kg	U		280-51290-1	0.062	ALL ND	NO	6.2	ND	NO	22	ND	NO
SVOC	SW 8270C	Hexachlorobutadiene	00087-68-3	LYMW13 (6-7 ft)	1/15/2014 9:15	6	7		0.0096	mg/kg	U		280-51290-1	0.062	ALL ND	NO	6.2	ND	NO	22	ND	NO
SVOC	SW 8270C	Hexachlorobutadiene	00087-68-3	LYMW14 (6-7 ft)	1/15/2014 13:30	6	7		0.01	mg/kg	U		280-51290-1	0.062	ALL ND	NO	6.2	ND	NO	22	ND	NO
SVOC	SW 8270C-SIM	1-Methylnaphthalene	00090-12-0	LYMW09 (3-4 ft)	1/16/2014 8:00	3	4		0.00027	mg/kg	U		280-51344-1	0.0051	ALL ND	NO	16	ND	NO	53	ND	NO
SVOC	SW 8270C-SIM	1-Methylnaphthalene	00090-12-0	LYMW09 (4-5 ft)	1/15/2014 15:15	4	5	0.0019		mg/kg	J	J	280-51290-1	0.0051	NO	ALL DETECT	16	NO	ALL DETECT	53	NO	ALL DETECT
SVOC	SW 8270C-SIM	1-Methylnaphthalene	00090-12-0	LYMW10 (2-3 ft)	1/15/2014 11:30	2	3	0.032		mg/kg			280-51290-1	0.0051	YES	ALL DETECT	16	NO	ALL DETECT	53	NO	ALL DETECT
SVOC	SW 8270C-SIM	1-Methylnaphthalene	00090-12-0	LYMW11 (3-4 ft)	1/15/2014 10:15	3	4	0.0065		mg/kg			280-51290-1	0.0051	YES	ALL DETECT	16	NO	ALL DETECT	53	NO	ALL DETECT
SVOC	SW 8270C-SIM	1-Methylnaphthalene	00090-12-0	LYMW12 (2-3 ft)	1/15/2014 16:15	2	3		0.00027	mg/kg	U		280-51290-1	0.0051	ALL ND	NO	16	ND	NO	53	ND	NO
SVOC	SW 8270C-SIM	1-Methylnaphthalene	00090-12-0	LYMW12 (3-4 ft)	1/16/2014 8:30	3	4	0.00097		mg/kg	J	J	280-51344-1	0.0051	NO	ALL DETECT	16	NO	ALL DETECT	53	NO	ALL DETECT
SVOC	SW 8270C-SIM	1-Methylnaphthalene	00090-12-0	LYMW13 (6-7 ft)	1/15/2014 9:15	6	7		0.00026	mg/kg	U		280-51290-1	0.0051	ALL ND	NO	16	ND	NO	53	ND	NO
SVOC	SW 8270C-SIM	1-Methylnaphthalene	00090-12-0	LYMW14 (6-7 ft)	1/15/2014 13:30	6	7	0.48		mg/kg		J	280-51290-1	0.0051	YES	ALL DETECT	16	NO	ALL DETECT	53	NO	ALL DETECT
SVOC	SW 8270C-SIM	Naphthalene	00091-20-3	LYMW09 (3-4 ft)	1/16/2014 8:00	3	4		0.00033	mg/kg	U		280-51344-1	1.47	ALL ND	NO	3.6	ND	NO	18	ND	NO
SVOC	SW 8270C-SIM	Naphthalene	00091-20-3	LYMW09 (4-5 ft)	1/15/2014 15:15	4	5		0.00031	mg/kg	U		280-51290-1	1.47	ALL ND	NO	3.6	ND	NO	18	ND	NO
SVOC	SW 8270C-SIM	Naphthalene	00091-20-3	LYMW10 (2-3 ft)	1/15/2014 11:30	2	3	0.031		mg/kg			280-51290-1	1.47	NO	ALL DETECT	3.6	NO	ALL DETECT	18	NO	ALL DETECT
SVOC	SW 8270C-SIM	Naphthalene	00091-20-3	LYMW11 (3-4 ft)	1/15/2014 10:15	3	4	0.0028		mg/kg	J	J	280-51290-1	1.47	NO	ALL DETECT	3.6	NO	ALL DETECT	18	NO	ALL DETECT
SVOC	SW 8270C-SIM	Naphthalene	00091-20-3	LYMW12 (2-3 ft)	1/15/2014 16:15	2	3		0.00034	mg/kg	U		280-51290-1	1.47	ALL ND	NO	3.6	ND	NO	18	ND	NO
SVOC	SW 8270C-SIM	Naphthalene	00091-20-3	LYMW12 (3-4 ft)	1/16/2014 8:30	3	4	0.00056		mg/kg	J	J	280-51344-1	1.47	NO	ALL DETECT	3.6	NO	ALL DETECT	18	NO	ALL DETECT
SVOC	SW 8270C-SIM	Naphthalene	00091-20-3	LYMW13 (6-7 ft)	1/15/2014 9:15	6	7		0.00033	mg/kg	U		280-51290-1	1.47	ALL ND	NO	3.6	ND	NO	18	ND	NO
SVOC	SW 8270C-SIM	Naphthalene	00091-20-3	LYMW14 (6-7 ft)	1/15/2014 13:30	6	7	0.31		mg/kg			280-51290-1	1.47	NO	ALL DETECT	3.6	NO	ALL DETECT	18	NO	ALL DETECT
SVOC	SW 8270C-SIM	2-Methylnaphthalene	00091-57-6	LYMW09 (3-4 ft)	1/16/2014 8:00	3	4		0.00032	mg/kg	U		280-51344-1	0.357	ALL ND	NO	230	ND	NO	220	ND	NO
SVOC	SW 8270C-SIM	2-Methylnaphthalene	00091-57-6	LYMW09 (4-5 ft)	1/15/2014 15:15	4	5	0.002		mg/kg	J	J	280-51290-1	0.357	NO	ALL DETECT	230	NO	ALL DETECT	220	NO	ALL DETECT
SVOC	SW 8270C-SIM	2-Methylnaphthalene	00091-57-6	LYMW10 (2-3 ft)	1/15/2014 11:30	2	3	0.075		mg/kg			280-51290-1	0.357	NO	ALL DETECT	230	NO	ALL DETECT	220	NO	ALL DETECT
SVOC	SW 8270C-SIM	2-Methylnaphthalene	00091-57-6	LYMW11 (3-4 ft)	1/15/2014 10:15	3	4	0.009		mg/kg			280-51290-1	0.357	NO	ALL DETECT	230	NO	ALL DETECT	220	NO	ALL DETECT
SVOC	SW 8270C-SIM	2-Methylnaphthalene	00091-57-6	LYMW12 (2-3 ft)	1/15/2014 16:15	2	3		0.00032	mg/kg	U		280-51290-1	0.357	ALL ND	NO	230	ND	NO	220	ND	NO
SVOC	SW 8270C-SIM	2-Methylnaphthalene	00091-57-6	LYMW12 (3-4 ft)	1/16/2014 8:30	3	4	0.00079		mg/kg	J	J	280-51344-1	0.357	NO	ALL DETECT	230	NO	ALL DETECT	220	NO	ALL DETECT
SVOC	SW 8270C-SIM	2-Methylnaphthalene	00091-57-6	LYMW13 (6-7 ft)	1/15/2014 9:15	6	7		0.00031	mg/kg	U		280-51290-1	0.357	ALL ND	NO	230	ND	NO	220	ND	NO
SVOC	SW 8270C-SIM	2-Methylnaphthalene	00091-57-6	LYMW14 (6-7 ft)	1/15/2014 13:30	6	7	0.42		mg/kg			280-51290-1	0.357	YES	ALL DETECT	230	NO	ALL DETECT	220	NO	ALL DETECT
SVOC	SW 8270C	3,3-Dichlorobenzidine	00091-94-1	LYMW09 (4-5 ft)	1/15/2014 15:15	4	5		0.089	mg/kg	U		280-51290-1	0.000184	ALL ND	YES	1.1	ND	NO	3.8	ND	NO
SVOC	SW 8270C	3,3-Dichlorobenzidine	00091-94-1	LYMW10 (2-3 ft)	1/15/2014 11:30	2	3		0.1	mg/kg	U		280-51290-1	0.000184	ALL ND	YES	1.1	ND	NO	3.8	ND	NO
SVOC	SW 8270C	3,3-Dichlorobenzidine	00091-94-1	LYMW11 (3-4 ft)	1/15/2014 10:15	3	4		0.1	mg/kg	U		280-51290-1	0.000184	ALL ND	YES	1.1	ND	NO	3.8	ND	NO
SVOC	SW 8270C	3,3-Dichlorobenzidine	00091-94-1	LYMW12 (2-3 ft)	1/15/2014 16:15	2	3		0.092	mg/kg	U		280-51290-1	0.000184	ALL ND	YES	1.1	ND	NO	3.8	ND	NO
SVOC	SW 8270C	3,3-Dichlorobenzidine	00091-94-1	LYMW13 (6-7 ft)	1/15/2014 9:15	6	7		0.087	mg/kg	U		280-51290-1	0.000184	ALL ND	YES	1.1	ND	NO	3.8	ND	NO
SVOC	SW 8270C	3,3-Dichlorobenzidine	00091-94-1	LYMW14 (6-7 ft)	1/15/2014 13:30	6	7		0.09	mg/kg	U		280-51290-1	0.000184	ALL ND	YES	1.1	ND	NO	3.8	ND	NO
SVOC	SW 8270C	2-Methylphenol	00095-48-7	LYMW09 (4-5 ft)	1/15/2014 15:15	4	5		0.013	mg/kg	U		280-51290-1	0.485	ALL ND	NO	3,100	ND	NO	3100	NA	NA
SVOC	SW 8270C	2-Methylphenol	00095-48-7	LYMW10 (2-3 ft)	1/15/2014 11:30	2	3		0.015	mg/kg	U		280-51290-1	0.485	ALL ND	NO	3,100	ND	NO	3100	NA	NA
SVOC	SW 8270C	2-Methylphenol	00095-48-7	LYMW11 (3-4 ft)	1/15/2014 10:15	3	4		0.015	mg/kg	U		280-51290-1	0.485	ALL ND	NO	3,100	ND	NO	3100	NA	NA
SVOC	SW 8270C	2-Methylphenol	00095-48-7	LYMW12 (2-3 ft)	1/15/2014 16:15	2	3		0.013	mg/kg	U		280-51290-1	0.485	ALL ND	NO	3,100	ND	NO	3100	NA	NA
SVOC	SW 8270C	2-Methylphenol	00095-48-7	LYMW13 (6-7 ft)	1/15/2014 9:15	6	7		0.013	mg/kg	U		280-51290-1	0.485	ALL ND	NO	3,100	ND	NO	3100	NA	NA
SVOC	SW 8270C	2-Methylphenol	00095-48-7	LYMW14 (6-7 ft)	1/15/2014 13:30	6	7		0.013	mg/kg	U		280-51290-1	0.485	ALL ND	NO	3,100	ND	NO	3100	NA	NA

TABLE 3-6B. SUBSURFACE SOIL POINT-BY-POINT CONSTITUENT OF CONCERN (COC) SCREEN
WYOMING DEPARTMENT OF ENVIRONMENTAL QUALITY, LARAMIE FORMER YTTRIUM PLANT, LARAMIE, WYOMING

CATEGORY	METHOD	ANALYTE	TRI-CAS	SAMPLE_ID	DATE TIME SAMPLED	SAMPLE START DEPTH	SAMPLE END DEPTH	DETECTED RESULTS	NON-DETECTED (METHOD DETECTION LIMIT (MDL))	UNITS	LAB QUALIFIER	DATA VALIDATION REVIEWER QUALIFIER	LABORATORY DATA SET NUMBER	MIGRATION TO GROUNDWATER - FACT SHEET #12 (mg/kg)	IS DETECT VALUE > SCREENING LEVEL	IS MDL > SCREENING LEVEL	RESIDENTIAL SOIL SCREENING VALUES - FACT SHEET #12 (mg/kg)	IS DETECT VALUE > SCREENING LEVEL	IS MDL > SCREENING LEVEL	INDUSTRIAL SCREENING VALUES - EPA RSL (mg/kg)	IS DETECT VALUE > SCREENING LEVEL	IS MDL > SCREENING LEVEL
SVOC	SW 8270C	1,2-Dichlorobenzene	00095-50-1	LYMW09 (4-5 ft)	1/15/2014 15:15	4	5		0.022	mg/kg	U		280-51290-1	0.4942508	ALL ND	NO	1,900	ND	NO	980	NA	NA
SVOC	SW 8270C	1,2-Dichlorobenzene	00095-50-1	LYMW10 (2-3 ft)	1/15/2014 11:30	2	3		0.025	mg/kg	U		280-51290-1	0.4942508	ALL ND	NO	1,900	ND	NO	980	NA	NA
SVOC	SW 8270C	1,2-Dichlorobenzene	00095-50-1	LYMW11 (3-4 ft)	1/15/2014 10:15	3	4		0.025	mg/kg	U		280-51290-1	0.4942508	ALL ND	NO	1,900	ND	NO	980	NA	NA
SVOC	SW 8270C	1,2-Dichlorobenzene	00095-50-1	LYMW12 (2-3 ft)	1/15/2014 16:15	2	3		0.023	mg/kg	U		280-51290-1	0.4942508	ALL ND	NO	1,900	ND	NO	980	NA	NA
SVOC	SW 8270C	1,2-Dichlorobenzene	00095-50-1	LYMW13 (6-7 ft)	1/15/2014 9:15	6	7		0.021	mg/kg	U		280-51290-1	0.4942508	ALL ND	NO	1,900	ND	NO	980	NA	NA
SVOC	SW 8270C	1,2-Dichlorobenzene	00095-50-1	LYMW14 (6-7 ft)	1/15/2014 13:30	6	7		0.022	mg/kg	U		280-51290-1	0.4942508	ALL ND	NO	1,900	ND	NO	980	NA	NA
SVOC	SW 8270C	Nitrobenzene	00098-95-3	LYMW09 (4-5 ft)	1/15/2014 15:15	4	5		0.022	mg/kg	U		280-51290-1	0.0176	ALL ND	YES	4.8	ND	NO	24	ND	NO
SVOC	SW 8270C	Nitrobenzene	00098-95-3	LYMW10 (2-3 ft)	1/15/2014 11:30	2	3		0.025	mg/kg	U		280-51290-1	0.0176	ALL ND	YES	4.8	ND	NO	24	ND	NO
SVOC	SW 8270C	Nitrobenzene	00098-95-3	LYMW11 (3-4 ft)	1/15/2014 10:15	3	4		0.025	mg/kg	U		280-51290-1	0.0176	ALL ND	YES	4.8	ND	NO	24	ND	NO
SVOC	SW 8270C	Nitrobenzene	00098-95-3	LYMW12 (2-3 ft)	1/15/2014 16:15	2	3		0.023	mg/kg	U		280-51290-1	0.0176	ALL ND	YES	4.8	ND	NO	24	ND	NO
SVOC	SW 8270C	Nitrobenzene	00098-95-3	LYMW13 (6-7 ft)	1/15/2014 9:15	6	7		0.021	mg/kg	U		280-51290-1	0.0176	ALL ND	YES	4.8	ND	NO	24	ND	NO
SVOC	SW 8270C	Nitrobenzene	00098-95-3	LYMW14 (6-7 ft)	1/15/2014 13:30	6	7		0.022	mg/kg	U		280-51290-1	0.0176	ALL ND	YES	4.8	ND	NO	24	ND	NO
SVOC	SW 8270C	2,4-Dimethylphenol	00105-67-9	LYMW09 (4-5 ft)	1/15/2014 15:15	4	5		0.065	mg/kg	U		280-51290-1	0.274	ALL ND	NO	1,200	ND	NO	1,200	ND	NO
SVOC	SW 8270C	2,4-Dimethylphenol	00105-67-9	LYMW10 (2-3 ft)	1/15/2014 11:30	2	3		0.075	mg/kg	U		280-51290-1	0.274	ALL ND	NO	1,200	ND	NO	1,200	ND	NO
SVOC	SW 8270C	2,4-Dimethylphenol	00105-67-9	LYMW11 (3-4 ft)	1/15/2014 10:15	3	4		0.076	mg/kg	U		280-51290-1	0.274	ALL ND	NO	1,200	ND	NO	1,200	ND	NO
SVOC	SW 8270C	2,4-Dimethylphenol	00105-67-9	LYMW12 (2-3 ft)	1/15/2014 16:15	2	3		0.068	mg/kg	U		280-51290-1	0.274	ALL ND	NO	1,200	ND	NO	1,200	ND	NO
SVOC	SW 8270C	2,4-Dimethylphenol	00105-67-9	LYMW13 (6-7 ft)	1/15/2014 9:15	6	7		0.064	mg/kg	U		280-51290-1	0.274	ALL ND	NO	1,200	ND	NO	1,200	ND	NO
SVOC	SW 8270C	2,4-Dimethylphenol	00105-67-9	LYMW14 (6-7 ft)	1/15/2014 13:30	6	7		0.066	mg/kg	U		280-51290-1	0.274	ALL ND	NO	1,200	ND	NO	1,200	ND	NO
SVOC	SW 8270C	4-Methylphenol	00106-44-5	LYMW09 (4-5 ft)	1/15/2014 15:15	4	5		0.033	mg/kg	U		280-51290-1	0.0834	ALL ND	NO	6,100	ND	NO	6,200	ND	NO
SVOC	SW 8270C	4-Methylphenol	00106-44-5	LYMW10 (2-3 ft)	1/15/2014 11:30	2	3		0.038	mg/kg	U		280-51290-1	0.0834	ALL ND	NO	6,100	ND	NO	6,200	ND	NO
SVOC	SW 8270C	4-Methylphenol	00106-44-5	LYMW11 (3-4 ft)	1/15/2014 10:15	3	4		0.038	mg/kg	U		280-51290-1	0.0834	ALL ND	NO	6,100	ND	NO	6,200	ND	NO
SVOC	SW 8270C	4-Methylphenol	00106-44-5	LYMW12 (2-3 ft)	1/15/2014 16:15	2	3		0.034	mg/kg	U		280-51290-1	0.0834	ALL ND	NO	6,100	ND	NO	6,200	ND	NO
SVOC	SW 8270C	4-Methylphenol	00106-44-5	LYMW13 (6-7 ft)	1/15/2014 9:15	6	7		0.032	mg/kg	U		280-51290-1	0.0834	ALL ND	NO	6,100	ND	NO	6,200	ND	NO
SVOC	SW 8270C	4-Methylphenol	00106-44-5	LYMW14 (6-7 ft)	1/15/2014 13:30	6	7		0.033	mg/kg	U		280-51290-1	0.0834	ALL ND	NO	6,100	ND	NO	6,200	ND	NO
SVOC	SW 8270C	1,4-Dichlorobenzene	00106-46-7	LYMW09 (4-5 ft)	1/15/2014 15:15	4	5		0.013	mg/kg	U		280-51290-1	0.0619224	ALL ND	NO	2,400	ND	NO	12	ND	NO
SVOC	SW 8270C	1,4-Dichlorobenzene	00106-46-7	LYMW10 (2-3 ft)	1/15/2014 11:30	2	3		0.016	mg/kg	U		280-51290-1	0.0619224	ALL ND	NO	2,400	ND	NO	12	ND	NO
SVOC	SW 8270C	1,4-Dichlorobenzene	00106-46-7	LYMW11 (3-4 ft)	1/15/2014 10:15	3	4		0.016	mg/kg	U		280-51290-1	0.0619224	ALL ND	NO	2,400	ND	NO	12	ND	NO
SVOC	SW 8270C	1,4-Dichlorobenzene	00106-46-7	LYMW12 (2-3 ft)	1/15/2014 16:15	2	3		0.014	mg/kg	U		280-51290-1	0.0619224	ALL ND	NO	2,400	ND	NO	12	ND	NO
SVOC	SW 8270C	1,4-Dichlorobenzene	00106-46-7	LYMW13 (6-7 ft)	1/15/2014 9:15	6	7		0.013	mg/kg	U		280-51290-1	0.0619224	ALL ND	NO	2,400	ND	NO	12	ND	NO
SVOC	SW 8270C	1,4-Dichlorobenzene	00106-46-7	LYMW14 (6-7 ft)	1/15/2014 13:30	6	7		0.014	mg/kg	U		280-51290-1	0.0619224	ALL ND	NO	2,400	ND	NO	12	ND	NO
SVOC	SW 8270C	4-Chloroaniline	00106-47-8	LYMW09 (4-5 ft)	1/15/2014 15:15	4	5		0.081	mg/kg	U		280-51290-1	0.0355	ALL ND	YES	2.4	ND	NO	8.6	ND	NO
SVOC	SW 8270C	4-Chloroaniline	00106-47-8	LYMW10 (2-3 ft)	1/15/2014 11:30	2	3		0.094	mg/kg	U		280-51290-1	0.0355	ALL ND	YES	2.4	ND	NO	8.6	ND	NO
SVOC	SW 8270C	4-Chloroaniline	00106-47-8	LYMW11 (3-4 ft)	1/15/2014 10:15	3	4		0.094	mg/kg	U		280-51290-1	0.0355	ALL ND	YES	2.4	ND	NO	8.6	ND	NO
SVOC	SW 8270C	4-Chloroaniline	00106-47-8	LYMW12 (2-3 ft)	1/15/2014 16:15	2	3		0.084	mg/kg	U		280-51290-1	0.0355	ALL ND	YES	2.4	ND	NO	8.6	ND	NO
SVOC	SW 8270C	4-Chloroaniline	00106-47-8	LYMW13 (6-7 ft)	1/15/2014 9:15	6	7		0.079	mg/kg	U		280-51290-1	0.0355	ALL ND	YES	2.4	ND	NO	8.6	ND	NO
SVOC	SW 8270C	4-Chloroaniline	00106-47-8	LYMW14 (6-7 ft)	1/15/2014 13:30	6	7		0.082	mg/kg	U		280-51290-1	0.0355	ALL ND	YES	2.4	ND	NO	8.6	ND	NO
SVOC	SW 8270C	3-Methylphenol	00108-39-4	LYMW09 (4-5 ft)	1/15/2014 15:15	4	5		0.033	mg/kg	U		280-51290-1	0.834	ALL ND	NO	3,100	ND	NO	3100	NA	NA
SVOC	SW 8270C	3-Methylphenol	00108-39-4	LYMW10 (2-3 ft)	1/15/2014 11:30	2	3		0.038	mg/kg	U		280-51290-1	0.834	ALL ND	NO	3,100	ND	NO	3100	NA	NA
SVOC	SW 8270C	3-Methylphenol	00108-39-4	LYMW11 (3-4 ft)	1/15/2014 10:15	3	4		0.038	mg/kg	U		280-51290-1	0.834	ALL ND	NO	3,100	ND	NO	3100	NA	NA
SVOC	SW 8270C	3-Methylphenol	00108-39-4	LYMW12 (2-3 ft)	1/15/2014 16:15	2	3		0.034	mg/kg	U		280-51290-1	0.834	ALL ND	NO	3,100	ND	NO	3100	NA	NA
SVOC	SW 8270C	3-Methylphenol	00108-39-4	LYMW13 (6-7 ft)	1/15/2014 9:15	6	7		0.032	mg/kg	U		280-51290-1	0.834	ALL ND	NO	3,100	ND	NO	3100	NA	NA
SVOC	SW 8270C	3-Methylphenol	00108-39-4	LYMW14 (6-7 ft)	1/15/2014 13:30	6	7		0.033	mg/kg	U		280-51290-1	0.834	ALL ND	NO	3,100	ND	NO	3100	NA	NA
SVOC	SW 8270C	Phenol	00108-95-2	LYMW09 (4-5 ft)	1/15/2014 15:15	4	5		0.018	mg/kg	U		280-51290-1	2.29	ALL ND	NO	18,000	ND	NO	18000	NA	NA
SVOC	SW 8270C	Phenol	00108-95-2	LYMW10 (2-3 ft)	1/15/2014 11:30	2	3		0.021	mg/kg	U		280-51290-1	2.29	ALL ND	NO	18,000	ND	NO	18000	NA	NA
SVOC	SW 8270C	Phenol	00108-95-2	LYMW11 (3-4 ft)	1/15/2014 10:15	3	4		0.021	mg/kg	U		280-51290-1	2.29	ALL ND	NO	18,000	ND	NO	18000	NA	NA
SVOC	SW 8270C	Phenol	00108-95-2	LYMW12 (2-3 ft)	1/15/2014 16:15	2	3		0.018	mg/kg	U		280-51290-1	2.29	ALL ND	NO	18,000	ND	NO	18000	NA	NA
SVOC	SW 8270C	Phenol	00108-95-2	LYMW13 (6-7 ft)	1/15/2014 9:15	6	7		0.017	mg/kg	U		280-51290-1	2.29	ALL ND	NO	18,000	ND	NO	18000	NA	NA
SVOC	SW 8270C	Phenol	00108-95-2	LYMW14 (6-7 ft)	1/15/2014 13:30	6	7		0.018	mg/kg	U		280-51290-1	2.29	ALL ND	NO	18,000	ND	NO	18000	NA	NA
SVOC	SW 8270C	Pyridine	00110-86-1	LYMW09 (4-5 ft)	1/15/2014 15:15	4	5		0.13	mg/kg	U		280-51290-1	0.00906	ALL ND	YES	78	ND	NO	100	ND	NO
SVOC	SW 8270C	Pyridine	00110-86-1	LYMW10 (2-3 ft)	1/15/2014 11:30	2	3		0.15	mg/kg	U		280-51290-1	0.00906	ALL ND	YES	78	ND	NO	100	ND	NO
SVOC	SW 8270C	Pyridine	00110-86-1	LYMW11 (3-4 ft)	1/15/2014 10:15	3	4		0.15	mg/kg	U		280-51290-1	0.00906	ALL ND	YES	78	ND	NO	100	ND	NO
SVOC	SW 8270C	Pyridine	00110-86-1	LYMW12 (2-3 ft)	1/15/2014 16:15	2	3		0.13	mg/kg	U		280-51290-1	0.00906	ALL ND	YES	78	ND	NO	100	ND	NO
SVOC	SW 8270C	Pyridine	00110-86-1	LYMW13 (6-7 ft)	1/15/2014 9:15	6	7		0.13	mg/kg	U		280-51290-1	0.00906	ALL ND	YES	78	ND	NO	100	ND	NO
SVOC	SW 8270C	Pyridine	00110-86-1	LYMW14 (6-7 ft)	1/15/2014 13:30	6	7		0.13	mg/kg	U		280-51290-1	0.00906	ALL ND	YES	78	ND	NO	100	ND	NO
SVOC	SW 8270C	Bis(2-chloroethyl)ether	00111-44-4	LYMW09 (4-5 ft)	1/15/2014 15:15	4	5		0.016	mg/kg	U		280-51290-1	0.0000176	ALL ND	YES	0.21	ND	NO	1	ND	NO
SVOC	SW 8270C	Bis(2-chloroethyl)ether	00111-44-4	LYMW10 (2-3 ft)	1/15/2014 11:30	2	3		0.019	mg/kg	U		280-51290-1	0.0000176	ALL ND	YES	0.21	ND	NO	1	ND	NO
SVOC	SW 8270C	Bis(2-chloroethyl)ether	00111-44-4	LYMW11 (3-4 ft)	1/15/2014 10:15	3	4		0.019	mg/kg	U		280-51290-1	0.0000176	ALL ND	YES	0.21	ND	NO	1	ND	NO
SVOC	SW 8270C	Bis(2-chloroethyl)ether	00111-44-4	LYMW12 (2-3 ft)	1/15/2014 16:15	2	3		0.017	mg/kg	U		280-51290-1	0.0000176	ALL ND	YES	0.21	ND	NO	1	ND	NO
SVOC	SW 8270C	Bis(2-chloroethyl)ether	00111-44-4	LYMW13 (6-7 ft)	1/15/2014 9:15	6	7		0.016	mg/kg	U		280-51290-1	0.0000176	ALL ND	YES	0.21	ND	NO	1	ND	NO
SVOC	SW 8270C	Bis(2-chloroethyl)ether	00111-44-4	LYMW14 (6-7 ft)	1/15/2014 13:30	6	7		0.017	mg/kg	U		280-51290-1	0.0000176	ALL ND	YES	0.21	ND	NO	1	ND	NO
SVOC	SW 8270C	Bis(2-ethylhexyl)phthalate	00117-81-7	LYMW09 (4-5 ft)	1/15/2014 15:15	4	5		0.045	mg/kg	U		280-51290-1	90.6012	ALL ND	NO	35	ND	NO	120	NA	NA
SVOC	SW 8270C	Bis(2-ethylhexyl)phthalate	00117-81-7	LYMW10 (2-3 ft)	1/15/2014 11:30	2	3		0.053	mg/kg	U		280-51290-1	90.6012	ALL ND	NO	35	ND	NO	120	NA	NA
SVOC	SW 8270C	Bis(2-ethylhexyl)phthalate	00117-81-7	LYMW11 (3-4 ft)	1/15/2014 10:15	3	4		0.053	mg/kg	U		280-51290-1	90.6012	ALL ND	NO	35	ND	NO	120	NA	NA
SVOC	SW 8270C	Bis(2-ethylhexyl)phthalate	00117-81-7	LYMW12 (2-3 ft)	1/15/2014 16:15	2	3		0.047	mg/kg	U		280-51290-1	90.6012	ALL ND	NO	35	ND	NO	120	NA	NA
SVOC	SW 8270C	Bis(2-ethylhexyl)phthalate	00117-81-7	LYMW13 (6-7 ft)	1/15/2014 9:15	6	7		0.044	mg/kg	U		280-51290-1	90.6012	ALL ND	NO	35	ND	NO	120	NA	NA
SVOC	SW 8270C	Bis(2-ethylhexyl)phthalate	00117-81-7	LYMW14 (6-7 ft)	1/15/2014 13:30	6	7		0.046	mg/kg	U		280-51290-1	90.6012	ALL ND	NO	35	ND	NO	120	NA	NA
SVOC	SW 8270C	Di-n-octylphthalate	00117-84-0	LYMW09 (4-5 ft)	1/15/2014 15:15	4	5		0.014	mg/kg	U		280-51290-1	4.4	ALL ND	NO	61	ND	NO	620	NA	NA
SVOC	SW 8270C	Di-n-octylphthalate	00117-84-0	LYMW10 (2-3 ft)	1/15/2014 11:30	2	3		0.016	mg/kg	U		280-51290-1	4.4	ALL ND	NO	61	ND	NO	620	NA	NA
SVOC	SW 8270C	Di-n-octylphthalate	00117-84-0	LYMW11 (3-4 ft)	1/15/2014 10:15	3	4		0.017	mg/kg	U		280-51290-1	4.4	ALL ND	NO	61	ND	NO	620	NA	NA
SVOC	SW 8270C	Di-n-octylphthalate	00117-84-0	LYMW12 (2-3 ft)	1/15/2014 16:15	2	3		0.015	mg/kg	U		280-51290-1	4.4	ALL ND	NO	61	ND	NO	620	NA	NA
SVOC	SW 8270C	Di-n-octylphthalate	00117-84-0	LYMW13 (6-7 ft)	1/15/2014 9:15	6	7		0.014	mg/kg	U		280-51290-1	4.4	ALL ND	NO	61	ND	NO	620	NA	NA
SVOC	SW 8270C	Di-n-octylphthalate	00117-84-0	LYMW14 (6-7 ft)	1/15/2014 13:30	6	7		0.014	mg/kg	U		280-51290-1	4.4	ALL ND	NO	61	ND	NO	620	NA	NA
SVOC	SW 8270C-SIM	Anthracene	00120-12-7	LYMW09 (3-4 ft)	1/16/2014 8:00	3	4		0.00074	mg/kg	U		280-51344-1	324	ALL ND	NO	17,000	ND	NO	17000	NA	NA
SVOC	SW 8270C-SIM	Anthracene	00120-12-7	LYMW09 (4-5 ft)	1/15/2014 15:15	4	5	0.0023		mg/kg	J	J	280-51290-1	324	NO	ALL DETECT	17,000	NO	ALL DETECT	17000	NA	NA
SVOC	SW 8270C-SIM	Anthracene	00120-12-7	LYMW10 (2-3 ft)	1/15/2014 11:30	2	3	0.011		mg/kg			280-51290-1	324	NO	ALL DETECT	17,000	NO	ALL DETECT	17000	NA	NA

TABLE 3-6B. SUBSURFACE SOIL POINT-BY-POINT CONSTITUENT OF CONCERN (COC) SCREEN
WYOMING DEPARTMENT OF ENVIRONMENTAL QUALITY, LARAMIE FORMER YTTRIUM PLANT, LARAMIE, WYOMING

CATEGORY	METHOD	ANALYTE	TRI-CAS	SAMPLE_ID	DATE TIME SAMPLED	SAMPLE START DEPTH	SAMPLE END DEPTH	DETECTED RESULTS	NON-DETECTED (METHOD DETECTION LIMIT (MDL))	UNITS	LAB QUALIFIER	DATA VALIDATION REVIEWER QUALIFIER	LABORATORY DATA SET NUMBER	MIGRATION TO GROUNDWATER - FACT SHEET #12 (mg/kg)	IS DETECT VALUE > SCREENING LEVEL	IS MDL > SCREENING LEVEL	RESIDENTIAL SOIL SCREENING VALUES - FACT SHEET #12 (mg/kg)	IS DETECT VALUE > SCREENING LEVEL	IS MDL > SCREENING LEVEL	INDUSTRIAL SCREENING VALUES - EPA RSL (mg/kg)	IS DETECT VALUE > SCREENING LEVEL	IS MDL > SCREENING LEVEL
SVOC	SW 8270C-SIM	Anthracene	00120-12-7	LYMW11 (3-4 ft)	1/15/2014 10:15	3	4	0.0043		mg/kg	J	J	280-51290-1	324	NO	ALL DETECT	17,000	NO	ALL DETECT	17000	NA	NA
SVOC	SW 8270C-SIM	Anthracene	00120-12-7	LYMW12 (2-3 ft)	1/15/2014 16:15	2	3		0.00074	mg/kg	U		280-51290-1	324	ALL ND	NO	17,000	ND	NO	17000	NA	NA
SVOC	SW 8270C-SIM	Anthracene	00120-12-7	LYMW12 (3-4 ft)	1/16/2014 8:30	3	4	0.0011		mg/kg	J	J	280-51344-1	324	NO	ALL DETECT	17,000	NO	ALL DETECT	17000	NA	NA
SVOC	SW 8270C-SIM	Anthracene	00120-12-7	LYMW13 (6-7 ft)	1/15/2014 9:15	6	7		0.00073	mg/kg	U		280-51290-1	324	ALL ND	NO	17,000	ND	NO	17000	NA	NA
SVOC	SW 8270C-SIM	Anthracene	00120-12-7	LYMW14 (6-7 ft)	1/15/2014 13:30	6	7	0.11		mg/kg			280-51290-1	324	NO	ALL DETECT	17,000	NO	ALL DETECT	17000	NA	NA
SVOC	SW 8270C	1,2,4-Trichlorobenzene	00120-82-1	LYMW09 (4-5 ft)	1/15/2014 15:15	4	5		0.028	mg/kg	U		280-51290-1	0.13895308	ALL ND	NO	22	ND	NO	27	ND	NO
SVOC	SW 8270C	1,2,4-Trichlorobenzene	00120-82-1	LYMW10 (2-3 ft)	1/15/2014 11:30	2	3		0.032	mg/kg	U		280-51290-1	0.13895308	ALL ND	NO	22	ND	NO	27	ND	NO
SVOC	SW 8270C	1,2,4-Trichlorobenzene	00120-82-1	LYMW11 (3-4 ft)	1/15/2014 10:15	3	4		0.032	mg/kg	U		280-51290-1	0.13895308	ALL ND	NO	22	ND	NO	27	ND	NO
SVOC	SW 8270C	1,2,4-Trichlorobenzene	00120-82-1	LYMW12 (2-3 ft)	1/15/2014 16:15	2	3		0.029	mg/kg	U		280-51290-1	0.13895308	ALL ND	NO	22	ND	NO	27	ND	NO
SVOC	SW 8270C	1,2,4-Trichlorobenzene	00120-82-1	LYMW13 (6-7 ft)	1/15/2014 9:15	6	7		0.027	mg/kg	U		280-51290-1	0.13895308	ALL ND	NO	22	ND	NO	27	ND	NO
SVOC	SW 8270C	1,2,4-Trichlorobenzene	00120-82-1	LYMW14 (6-7 ft)	1/15/2014 13:30	6	7		0.028	mg/kg	U		280-51290-1	0.13895308	ALL ND	NO	22	ND	NO	27	ND	NO
SVOC	SW 8270C	2,4-Dinitrotoluene	00121-14-2	LYMW09 (4-5 ft)	1/15/2014 15:15	4	5		0.065	mg/kg	U		280-51290-1	0.0197	ALL ND	YES	1.6	ND	NO	5.5	ND	NO
SVOC	SW 8270C	2,4-Dinitrotoluene	00121-14-2	LYMW10 (2-3 ft)	1/15/2014 11:30	2	3		0.075	mg/kg	U		280-51290-1	0.0197	ALL ND	YES	1.6	ND	NO	5.5	ND	NO
SVOC	SW 8270C	2,4-Dinitrotoluene	00121-14-2	LYMW11 (3-4 ft)	1/15/2014 10:15	3	4		0.076	mg/kg	U		280-51290-1	0.0197	ALL ND	YES	1.6	ND	NO	5.5	ND	NO
SVOC	SW 8270C	2,4-Dinitrotoluene	00121-14-2	LYMW12 (2-3 ft)	1/15/2014 16:15	2	3		0.068	mg/kg	U		280-51290-1	0.0197	ALL ND	YES	1.6	ND	NO	5.5	ND	NO
SVOC	SW 8270C	2,4-Dinitrotoluene	00121-14-2	LYMW13 (6-7 ft)	1/15/2014 9:15	6	7		0.064	mg/kg	U		280-51290-1	0.0197	ALL ND	YES	1.6	ND	NO	5.5	ND	NO
SVOC	SW 8270C	2,4-Dinitrotoluene	00121-14-2	LYMW14 (6-7 ft)	1/15/2014 13:30	6	7		0.066	mg/kg	U		280-51290-1	0.0197	ALL ND	YES	1.6	ND	NO	5.5	ND	NO
SVOC	SW 8270C-SIM	Pyrene	00129-00-0	LYMW09 (3-4 ft)	1/16/2014 8:00	3	4		0.0011	mg/kg	U		280-51344-1	105.2	ALL ND	NO	1,700	ND	NO	1700	NA	NA
SVOC	SW 8270C-SIM	Pyrene	00129-00-0	LYMW09 (4-5 ft)	1/15/2014 15:15	4	5	0.0094		mg/kg		J	280-51290-1	105.2	NO	ALL DETECT	1,700	NO	ALL DETECT	1700	NA	NA
SVOC	SW 8270C-SIM	Pyrene	00129-00-0	LYMW10 (2-3 ft)	1/15/2014 11:30	2	3	0.023		mg/kg			280-51290-1	105.2	NO	ALL DETECT	1,700	NO	ALL DETECT	1700	NA	NA
SVOC	SW 8270C-SIM	Pyrene	00129-00-0	LYMW11 (3-4 ft)	1/15/2014 10:15	3	4	0.017		mg/kg			280-51290-1	105.2	NO	ALL DETECT	1,700	NO	ALL DETECT	1700	NA	NA
SVOC	SW 8270C-SIM	Pyrene	00129-00-0	LYMW12 (2-3 ft)	1/15/2014 16:15	2	3		0.0011	mg/kg	U		280-51290-1	105.2	ALL ND	NO	1,700	ND	NO	1700	NA	NA
SVOC	SW 8270C-SIM	Pyrene	00129-00-0	LYMW12 (3-4 ft)	1/16/2014 8:30	3	4	0.0017		mg/kg	J	J	280-51344-1	105.2	NO	ALL DETECT	1,700	NO	ALL DETECT	1700	NA	NA
SVOC	SW 8270C-SIM	Pyrene	00129-00-0	LYMW13 (6-7 ft)	1/15/2014 9:15	6	7		0.0011	mg/kg	U		280-51290-1	105.2	ALL ND	NO	1,700	ND	NO	1700	NA	NA
SVOC	SW 8270C-SIM	Pyrene	00129-00-0	LYMW14 (6-7 ft)	1/15/2014 13:30	6	7	0.07		mg/kg			280-51290-1	105.2	NO	ALL DETECT	1,700	NO	ALL DETECT	1700	NA	NA
SVOC	SW 8270C-SIM	Dibenzofuran	00132-64-9	LYMW09 (3-4 ft)	1/16/2014 8:00	3	4		0.0003	mg/kg	U		280-51344-1	0.011	ALL ND	NO	7.8	ND	NO	100	ND	NO
SVOC	SW 8270C-SIM	Dibenzofuran	00132-64-9	LYMW09 (4-5 ft)	1/15/2014 15:15	4	5	0.00036		mg/kg	J	J	280-51290-1	0.011	NO	ALL DETECT	7.8	NO	ALL DETECT	100	NO	ALL DETECT
SVOC	SW 8270C-SIM	Dibenzofuran	00132-64-9	LYMW10 (2-3 ft)	1/15/2014 11:30	2	3	0.0027		mg/kg	J	J	280-51290-1	0.011	NO	ALL DETECT	7.8	NO	ALL DETECT	100	NO	ALL DETECT
SVOC	SW 8270C-SIM	Dibenzofuran	00132-64-9	LYMW11 (3-4 ft)	1/15/2014 10:15	3	4	0.0014		mg/kg	J	J	280-51290-1	0.011	NO	ALL DETECT	7.8	NO	ALL DETECT	100	NO	ALL DETECT
SVOC	SW 8270C-SIM	Dibenzofuran	00132-64-9	LYMW12 (2-3 ft)	1/15/2014 16:15	2	3		0.00031	mg/kg	U		280-51290-1	0.011	ALL ND	NO	7.8	ND	NO	100	ND	NO
SVOC	SW 8270C-SIM	Dibenzofuran	00132-64-9	LYMW12 (3-4 ft)	1/16/2014 8:30	3	4	0.00051		mg/kg	J	J	280-51344-1	0.011	NO	ALL DETECT	7.8	NO	ALL DETECT	100	NO	ALL DETECT
SVOC	SW 8270C-SIM	Dibenzofuran	00132-64-9	LYMW13 (6-7 ft)	1/15/2014 9:15	6	7		0.0003	mg/kg	U		280-51290-1	0.011	ALL ND	NO	7.8	ND	NO	100	ND	NO
SVOC	SW 8270C-SIM	Dibenzofuran	00132-64-9	LYMW14 (6-7 ft)	1/15/2014 13:30	6	7	0.039		mg/kg			280-51290-1	0.011	YES	ALL DETECT	7.8	NO	ALL DETECT	100	NO	ALL DETECT
SVOC	SW 8270C-SIM	Benzo(g,h,i)perylene	00191-24-2	LYMW09 (3-4 ft)	1/16/2014 8:00	3	4		0.0011	mg/kg	U		280-51344-1	NL	NA	NA		NA	NA		NA	NA
SVOC	SW 8270C-SIM	Benzo(g,h,i)perylene	00191-24-2	LYMW09 (4-5 ft)	1/15/2014 15:15	4	5	0.0098		mg/kg			280-51290-1	NL	NA	NA		NA	NA		NA	NA
SVOC	SW 8270C-SIM	Benzo(g,h,i)perylene	00191-24-2	LYMW10 (2-3 ft)	1/15/2014 11:30	2	3	0.069		mg/kg			280-51290-1	NL	NA	NA		NA	NA		NA	NA
SVOC	SW 8270C-SIM	Benzo(g,h,i)perylene	00191-24-2	LYMW11 (3-4 ft)	1/15/2014 10:15	3	4	0.0033		mg/kg	J	J	280-51290-1	NL	NA	NA		NA	NA		NA	NA
SVOC	SW 8270C-SIM	Benzo(g,h,i)perylene	00191-24-2	LYMW12 (2-3 ft)	1/15/2014 16:15	2	3		0.0011	mg/kg	U		280-51290-1	NL	NA	NA		NA	NA		NA	NA
SVOC	SW 8270C-SIM	Benzo(g,h,i)perylene	00191-24-2	LYMW12 (3-4 ft)	1/16/2014 8:30	3	4	0.0069		mg/kg			280-51344-1	NL	NA	NA		NA	NA		NA	NA
SVOC	SW 8270C-SIM	Benzo(g,h,i)perylene	00191-24-2	LYMW13 (6-7 ft)	1/15/2014 9:15	6	7		0.0011	mg/kg	U		280-51290-1	NL	NA	NA		NA	NA		NA	NA
SVOC	SW 8270C-SIM	Benzo(g,h,i)perylene	00191-24-2	LYMW14 (6-7 ft)	1/15/2014 13:30	6	7	0.035		mg/kg			280-51290-1	NL	NA	NA		NA	NA		NA	NA
SVOC	SW 8270C-SIM	Indeno(1,2,3-cd)pyrene	00193-39-5	LYMW09 (3-4 ft)	1/16/2014 8:00	3	4		0.0011	mg/kg	U		280-51344-1	0.427	ALL ND	NO	0.15	ND	NO	2.1	ND	NO
SVOC	SW 8270C-SIM	Indeno(1,2,3-cd)pyrene	00193-39-5	LYMW09 (4-5 ft)	1/15/2014 15:15	4	5		0.001	mg/kg	U		280-51290-1	0.427	ALL ND	NO	0.15	ND	NO	2.1	ND	NO
SVOC	SW 8270C-SIM	Indeno(1,2,3-cd)pyrene	00193-39-5	LYMW10 (2-3 ft)	1/15/2014 11:30	2	3	0.024		mg/kg			280-51290-1	0.427	NO	ALL DETECT	0.15	NO	ALL DETECT	2.1	NO	ALL DETECT
SVOC	SW 8270C-SIM	Indeno(1,2,3-cd)pyrene	00193-39-5	LYMW11 (3-4 ft)	1/15/2014 10:15	3	4	0.0016		mg/kg	J	J	280-51290-1	0.427	NO	ALL DETECT	0.15	NO	ALL DETECT	2.1	NO	ALL DETECT
SVOC	SW 8270C-SIM	Indeno(1,2,3-cd)pyrene	00193-39-5	LYMW12 (2-3 ft)	1/15/2014 16:15	2	3		0.0011	mg/kg	U		280-51290-1	0.427	ALL ND	NO	0.15	ND	NO	2.1	ND	NO
SVOC	SW 8270C-SIM	Indeno(1,2,3-cd)pyrene	00193-39-5	LYMW12 (3-4 ft)	1/16/2014 8:30	3	4		0.0011	mg/kg	U		280-51344-1	0.427	ALL ND	NO	0.15	ND	NO	2.1	ND	NO
SVOC	SW 8270C-SIM	Indeno(1,2,3-cd)pyrene	00193-39-5	LYMW13 (6-7 ft)	1/15/2014 9:15	6	7		0.0011	mg/kg	U		280-51290-1	0.427	ALL ND	NO	0.15	ND	NO	2.1	ND	NO
SVOC	SW 8270C-SIM	Indeno(1,2,3-cd)pyrene	00193-39-5	LYMW14 (6-7 ft)	1/15/2014 13:30	6	7	0.0027		mg/kg	J	J	280-51290-1	0.427	NO	ALL DETECT	0.15	NO	ALL DETECT	2.1	NO	ALL DETECT
SVOC	SW 8270C-SIM	Benzo(b)fluoranthene	00205-99-2	LYMW09 (3-4 ft)	1/16/2014 8:00	3	4		0.0012	mg/kg	U		280-51344-1	0.151	ALL ND	NO	0.15	ND	NO	2.1	ND	NO
SVOC	SW 8270C-SIM	Benzo(b)fluoranthene	00205-99-2	LYMW09 (4-5 ft)	1/15/2014 15:15	4	5		0.0011	mg/kg	U		280-51290-1	0.151	ALL ND	NO	0.15	ND	NO	2.1	ND	NO
SVOC	SW 8270C-SIM	Benzo(b)fluoranthene	00205-99-2	LYMW10 (2-3 ft)	1/15/2014 11:30	2	3	0.033		mg/kg			280-51290-1	0.151	NO	ALL DETECT	0.15	NO	ALL DETECT	2.1	NO	ALL DETECT
SVOC	SW 8270C-SIM	Benzo(b)fluoranthene	00205-99-2	LYMW11 (3-4 ft)	1/15/2014 10:15	3	4	0.0041		mg/kg	J	J	280-51290-1	0.151	NO	ALL DETECT	0.15	NO	ALL DETECT	2.1	NO	ALL DETECT
SVOC	SW 8270C-SIM	Benzo(b)fluoranthene	00205-99-2	LYMW12 (2-3 ft)	1/15/2014 16:15	2	3		0.0012	mg/kg	U		280-51290-1	0.151	ALL ND	NO	0.15	ND	NO	2.1	ND	NO
SVOC	SW 8270C-SIM	Benzo(b)fluoranthene	00205-99-2	LYMW12 (3-4 ft)	1/16/2014 8:30	3	4		0.0012	mg/kg	U		280-51344-1	0.151	ALL ND	NO	0.15	ND	NO	2.1	ND	NO
SVOC	SW 8270C-SIM	Benzo(b)fluoranthene	00205-99-2	LYMW13 (6-7 ft)	1/15/2014 9:15	6	7		0.0012	mg/kg	U		280-51290-1	0.151	ALL ND	NO	0.15	ND	NO	2.1	ND	NO
SVOC	SW 8270C-SIM	Benzo(b)fluoranthene	00205-99-2	LYMW14 (6-7 ft)	1/15/2014 13:30	6	7	0.0053		mg/kg			280-51290-1	0.151	NO	ALL DETECT	0.15	NO	ALL DETECT	2.1	NO	ALL DETECT
SVOC	SW 8270C-SIM	Fluoranthene	00206-44-0	LYMW09 (3-4 ft)	1/16/2014 8:00	3	4		0.001	mg/kg	U		280-51344-1	143	ALL ND	NO	2,300	ND	NO	2200	NA	NA
SVOC	SW 8270C-SIM	Fluoranthene	00206-44-0	LYMW09 (4-5 ft)	1/15/2014 15:15	4	5		0.00095	mg/kg	U		280-51290-1	143	ALL ND	NO	2,300	ND	NO	2200	NA	NA
SVOC	SW 8270C-SIM	Fluoranthene	00206-44-0	LYMW10 (2-3 ft)	1/15/2014 11:30	2	3	0.012		mg/kg			280-51290-1	143	NO	ALL DETECT	2,300	NO	ALL DETECT	2200	NA	NA
SVOC	SW 8270C-SIM	Fluoranthene	00206-44-0	LYMW11 (3-4 ft)	1/15/2014 10:15	3	4		0.0012	mg/kg	U		280-51290-1	143	ALL ND	NO	2,300	ND	NO	2200	NA	NA
SVOC	SW 8270C-SIM	Fluoranthene	00206-44-0	LYMW12 (2-3 ft)	1/15/2014 16:15	2	3		0.001	mg/kg	U		280-51290-1	143	ALL ND	NO	2,300	ND	NO	2200	NA	NA
SVOC	SW 8270C-SIM	Fluoranthene	00206-44-0	LYMW12 (3-4 ft)	1/16/2014 8:30	3	4		0.001	mg/kg	U		280-51344-1	143	ALL ND	NO	2,300	ND	NO	2200	NA	NA
SVOC	SW 8270C-SIM	Fluoranthene	00206-44-0	LYMW13 (6-7 ft)	1/15/2014 9:15	6	7		0.001	mg/kg	U		280-51290-1	143	ALL ND	NO	2,300	ND	NO	2200	NA	NA
SVOC	SW 8270C-SIM	Fluoranthene	00206-44-0	LYMW14 (6-7 ft)	1/15/2014 13:30	6	7	0.012		mg/kg			280-51290-1	143	NO	ALL DETECT	2,300	NO	ALL DETECT	2200	NA	NA
SVOC	SW 8270C-SIM	Benzo(k)fluoranthene	00207-08-9	LYMW09 (3-4 ft)	1/16/2014 8:00	3	4		0.001	mg/kg	U		280-51344-1	1.51	ALL ND	NO	1.5	ND	NO	21	NA	NA
SVOC	SW 8270C-SIM	Benzo(k)fluoranthene	00207-08-9	LYMW09 (4-5 ft)	1/15/2014 15:15	4	5		0.00095	mg/kg	U		280-51290-1	1.51	ALL ND	NO	1.5	ND	NO	21	NA	NA

TABLE 3-6B. SUBSURFACE SOIL POINT-BY-POINT CONSTITUENT OF CONCERN (COC) SCREEN
WYOMING DEPARTMENT OF ENVIRONMENTAL QUALITY, LARAMIE FORMER YTTRIUM PLANT, LARAMIE, WYOMING

CATEGORY	METHOD	ANALYTE	TRI-CAS	SAMPLE_ID	DATE TIME SAMPLED	SAMPLE START DEPTH	SAMPLE END DEPTH	DETECTED RESULTS	NON-DETECTED (METHOD DETECTION LIMIT (MDL))	UNITS	LAB QUALIFIER	DATA VALIDATION REVIEWER QUALIFIER	LABORATORY DATA SET NUMBER	MIGRATION TO GROUNDWATER - FACT SHEET #12 (mg/kg)	IS DETECT VALUE > SCREENING LEVEL	IS MDL > SCREENING LEVEL	RESIDENTIAL SOIL SCREENING VALUES - FACT SHEET #12 (mg/kg)	IS DETECT VALUE > SCREENING LEVEL	IS MDL > SCREENING LEVEL	INDUSTRIAL SCREENING VALUES - EPA RSL (mg/kg)	IS DETECT VALUE > SCREENING LEVEL	IS MDL > SCREENING LEVEL
SVOC	SW 8270C-SIM	Benzo(k)fluoranthene	00207-08-9	LYMW10 (2-3 ft)	1/15/2014 11:30	2	3	0.0071		mg/kg			280-51290-1	1.51	NO	ALL DETECT	1.5	NO	ALL DETECT	21	NA	NA
SVOC	SW 8270C-SIM	Benzo(k)fluoranthene	00207-08-9	LYMW11 (3-4 ft)	1/15/2014 10:15	3	4		0.0012	mg/kg	U		280-51290-1	1.51	ALL ND	NO	1.5	ND	NO	21	NA	NA
SVOC	SW 8270C-SIM	Benzo(k)fluoranthene	00207-08-9	LYMW12 (2-3 ft)	1/15/2014 16:15	2	3		0.001	mg/kg	U		280-51290-1	1.51	ALL ND	NO	1.5	ND	NO	21	NA	NA
SVOC	SW 8270C-SIM	Benzo(k)fluoranthene	00207-08-9	LYMW12 (3-4 ft)	1/16/2014 8:30	3	4		0.001	mg/kg	U		280-51344-1	1.51	ALL ND	NO	1.5	ND	NO	21	NA	NA
SVOC	SW 8270C-SIM	Benzo(k)fluoranthene	00207-08-9	LYMW13 (6-7 ft)	1/15/2014 9:15	6	7		0.001	mg/kg	U		280-51290-1	1.51	ALL ND	NO	1.5	ND	NO	21	NA	NA
SVOC	SW 8270C-SIM	Benzo(k)fluoranthene	00207-08-9	LYMW14 (6-7 ft)	1/15/2014 13:30	6	7		0.001	mg/kg	U		280-51290-1	1.51	ALL ND	NO	1.5	ND	NO	21	NA	NA
SVOC	SW 8270C-SIM	Acenaphthylene	00208-96-8	LYMW09 (3-4 ft)	1/16/2014 8:00	3	4		0.00017	mg/kg	U	UJ	280-51344-1	NL	NA	NA		NA	NA		NA	NA
SVOC	SW 8270C-SIM	Acenaphthylene	00208-96-8	LYMW09 (4-5 ft)	1/15/2014 15:15	4	5		0.00016	mg/kg	U		280-51290-1	NL	NA	NA		NA	NA		NA	NA
SVOC	SW 8270C-SIM	Acenaphthylene	00208-96-8	LYMW10 (2-3 ft)	1/15/2014 11:30	2	3	0.0012		mg/kg	J	J	280-51290-1	NL	NA	NA		NA	NA		NA	NA
SVOC	SW 8270C-SIM	Acenaphthylene	00208-96-8	LYMW11 (3-4 ft)	1/15/2014 10:15	3	4		0.00021	mg/kg	U		280-51290-1	NL	NA	NA		NA	NA		NA	NA
SVOC	SW 8270C-SIM	Acenaphthylene	00208-96-8	LYMW12 (2-3 ft)	1/15/2014 16:15	2	3		0.00018	mg/kg	U		280-51290-1	NL	NA	NA		NA	NA		NA	NA
SVOC	SW 8270C-SIM	Acenaphthylene	00208-96-8	LYMW12 (3-4 ft)	1/16/2014 8:30	3	4		0.00017	mg/kg	U	UJ	280-51344-1	NL	NA	NA		NA	NA		NA	NA
SVOC	SW 8270C-SIM	Acenaphthylene	00208-96-8	LYMW13 (6-7 ft)	1/15/2014 9:15	6	7		0.00017	mg/kg	U		280-51290-1	NL	NA	NA		NA	NA		NA	NA
SVOC	SW 8270C-SIM	Acenaphthylene	00208-96-8	LYMW14 (6-7 ft)	1/15/2014 13:30	6	7		0.00018	mg/kg	U		280-51290-1	NL	NA	NA		NA	NA		NA	NA
SVOC	SW 8270C-SIM	Chrysene	00218-01-9	LYMW09 (3-4 ft)	1/16/2014 8:00	3	4		0.001	mg/kg	U		280-51344-1	4.895	ALL ND	NO	15	ND	NO	210	NA	NA
SVOC	SW 8270C-SIM	Chrysene	00218-01-9	LYMW09 (4-5 ft)	1/15/2014 15:15	4	5	0.0047		mg/kg			280-51290-1	4.895	NO	ALL DETECT	15	NO	ALL DETECT	210	NA	NA
SVOC	SW 8270C-SIM	Chrysene	00218-01-9	LYMW10 (2-3 ft)	1/15/2014 11:30	2	3	0.026		mg/kg			280-51290-1	4.895	NO	ALL DETECT	15	NO	ALL DETECT	210	NA	NA
SVOC	SW 8270C-SIM	Chrysene	00218-01-9	LYMW11 (3-4 ft)	1/15/2014 10:15	3	4	0.0069		mg/kg			280-51290-1	4.895	NO	ALL DETECT	15	NO	ALL DETECT	210	NA	NA
SVOC	SW 8270C-SIM	Chrysene	00218-01-9	LYMW12 (2-3 ft)	1/15/2014 16:15	2	3		0.001	mg/kg	U		280-51290-1	4.895	ALL ND	NO	15	ND	NO	210	NA	NA
SVOC	SW 8270C-SIM	Chrysene	00218-01-9	LYMW12 (3-4 ft)	1/16/2014 8:30	3	4		0.001	mg/kg	U		280-51344-1	4.895	ALL ND	NO	15	ND	NO	210	NA	NA
SVOC	SW 8270C-SIM	Chrysene	00218-01-9	LYMW13 (6-7 ft)	1/15/2014 9:15	6	7		0.001	mg/kg	U		280-51290-1	4.895	ALL ND	NO	15	ND	NO	210	NA	NA
SVOC	SW 8270C-SIM	Chrysene	00218-01-9	LYMW14 (6-7 ft)	1/15/2014 13:30	6	7	0.02		mg/kg			280-51290-1	4.895	NO	ALL DETECT	15	NO	ALL DETECT	210	NA	NA
SVOC	SW 8270C	2,6-Dinitrotoluene	00606-20-2	LYMW09 (4-5 ft)	1/15/2014 15:15	4	5		0.028	mg/kg	U		280-51290-1	0.00897	ALL ND	YES	0.33	ND	NO	1.2	ND	NO
SVOC	SW 8270C	2,6-Dinitrotoluene	00606-20-2	LYMW10 (2-3 ft)	1/15/2014 11:30	2	3		0.032	mg/kg	U		280-51290-1	0.00897	ALL ND	YES	0.33	ND	NO	1.2	ND	NO
SVOC	SW 8270C	2,6-Dinitrotoluene	00606-20-2	LYMW11 (3-4 ft)	1/15/2014 10:15	3	4		0.032	mg/kg	U		280-51290-1	0.00897	ALL ND	YES	0.33	ND	NO	1.2	ND	NO
SVOC	SW 8270C	2,6-Dinitrotoluene	00606-20-2	LYMW12 (2-3 ft)	1/15/2014 16:15	2	3		0.029	mg/kg	U		280-51290-1	0.00897	ALL ND	YES	0.33	ND	NO	1.2	ND	NO
SVOC	SW 8270C	2,6-Dinitrotoluene	00606-20-2	LYMW13 (6-7 ft)	1/15/2014 9:15	6	7		0.027	mg/kg	U		280-51290-1	0.00897	ALL ND	YES	0.33	ND	NO	1.2	ND	NO
SVOC	SW 8270C	2,6-Dinitrotoluene	00606-20-2	LYMW14 (6-7 ft)	1/15/2014 13:30	6	7		0.028	mg/kg	U		280-51290-1	0.00897	ALL ND	YES	0.33	ND	NO	1.2	ND	NO
SVOC	SW 8270C	N-Nitrosodi-n-propylamine	00621-64-7	LYMW09 (4-5 ft)	1/15/2014 15:15	4	5		0.031	mg/kg	U		280-51290-1	0.00000287	ALL ND	YES	0.069	ND	NO	0.25	ND	NO
SVOC	SW 8270C	N-Nitrosodi-n-propylamine	00621-64-7	LYMW10 (2-3 ft)	1/15/2014 11:30	2	3		0.035	mg/kg	U		280-51290-1	0.00000287	ALL ND	YES	0.069	ND	NO	0.25	ND	NO
SVOC	SW 8270C	N-Nitrosodi-n-propylamine	00621-64-7	LYMW11 (3-4 ft)	1/15/2014 10:15	3	4		0.036	mg/kg	U		280-51290-1	0.00000287	ALL ND	YES	0.069	ND	NO	0.25	ND	NO
SVOC	SW 8270C	N-Nitrosodi-n-propylamine	00621-64-7	LYMW12 (2-3 ft)	1/15/2014 16:15	2	3		0.032	mg/kg	U		280-51290-1	0.00000287	ALL ND	YES	0.069	ND	NO	0.25	ND	NO
SVOC	SW 8270C	N-Nitrosodi-n-propylamine	00621-64-7	LYMW13 (6-7 ft)	1/15/2014 9:15	6	7		0.03	mg/kg	U		280-51290-1	0.00000287	ALL ND	YES	0.069	ND	NO	0.25	ND	NO
SVOC	SW 8270C	N-Nitrosodi-n-propylamine	00621-64-7	LYMW14 (6-7 ft)	1/15/2014 13:30	6	7		0.031	mg/kg	U		280-51290-1	0.00000287	ALL ND	YES	0.069	ND	NO	0.25	ND	NO
METALS	SW6020	Silver, Total	AG	LYMW09 (3-4 ft)	1/16/2014 8:00	3	4		0.02	mg/kg	U		280-51344-1	0.86	ALL ND	NO	390	ND	NO	510	NA	NA
METALS	SW6020	Silver, Total	AG	LYMW09 (4-5 ft)	1/15/2014 15:15	4	5		0.02	mg/kg	U		280-51290-1	0.86	ALL ND	NO	390	ND	NO	510	NA	NA
METALS	SW6020	Silver, Total	AG	LYMW10 (2-3 ft)	1/15/2014 11:30	2	3	0.054		mg/kg	J	J	280-51290-1	0.86	NO	ALL DETECT	390	NO	ALL DETECT	510	NA	NA
METALS	SW6020	Silver, Total	AG	LYMW11 (3-4 ft)	1/15/2014 10:15	3	4	0.066		mg/kg	J	J	280-51290-1	0.86	NO	ALL DETECT	390	NO	ALL DETECT	510	NA	NA
METALS	SW6020	Silver, Total	AG	LYMW12 (2-3 ft)	1/15/2014 16:15	2	3		0.021	mg/kg	U		280-51290-1	0.86	ALL ND	NO	390	ND	NO	510	NA	NA
METALS	SW6020	Silver, Total	AG	LYMW12 (3-4 ft)	1/16/2014 8:30	3	4		0.021	mg/kg	U		280-51344-1	0.86	ALL ND	NO	390	ND	NO	510	NA	NA
METALS	SW6020	Silver, Total	AG	LYMW13 (6-7 ft)	1/15/2014 9:15	6	7		0.02	mg/kg	U		280-51290-1	0.86	ALL ND	NO	390	ND	NO	510	NA	NA
METALS	SW6020	Silver, Total	AG	LYMW14 (6-7 ft)	1/15/2014 13:30	6	7		0.02	mg/kg	U		280-51290-1	0.86	ALL ND	NO	390	ND	NO	510	NA	NA
METALS	SW 6010B	Aluminum, Total	AL	LYMW09 (3-4 ft)	1/16/2014 8:00	3	4	2100		mg/kg			280-51344-1	50,010.95	NO	ALL DETECT	77,000	NO	ALL DETECT	99000	NA	NA
METALS	SW 6010B	Aluminum, Total	AL	LYMW09 (4-5 ft)	1/15/2014 15:15	4	5	1800		mg/kg		J	280-51290-1	50,010.95	NO	ALL DETECT	77,000	NO	ALL DETECT	99000	NA	NA
METALS	SW 6010B	Aluminum, Total	AL	LYMW10 (2-3 ft)	1/15/2014 11:30	2	3	14000		mg/kg		J	280-51290-1	50,010.95	NO	ALL DETECT	77,000	NO	ALL DETECT	99000	NA	NA
METALS	SW 6010B	Aluminum, Total	AL	LYMW11 (3-4 ft)	1/15/2014 10:15	3	4	16000		mg/kg		J	280-51290-1	50,010.95	NO	ALL DETECT	77,000	NO	ALL DETECT	99000	NA	NA
METALS	SW 6010B	Aluminum, Total	AL	LYMW12 (2-3 ft)	1/15/2014 16:15	2	3	4600		mg/kg		J	280-51290-1	50,010.95	NO	ALL DETECT	77,000	NO	ALL DETECT	99000	NA	NA
METALS	SW 6010B	Aluminum, Total	AL	LYMW12 (3-4 ft)	1/16/2014 8:30	3	4	2000		mg/kg			280-51344-1	50,010.95	NO	ALL DETECT	77,000	NO	ALL DETECT	99000	NA	NA
METALS	SW 6010B	Aluminum, Total	AL	LYMW13 (6-7 ft)	1/15/2014 9:15	6	7	1500		mg/kg		J	280-51290-1	50,010.95	NO	ALL DETECT	77,000	NO	ALL DETECT	99000	NA	NA
METALS	SW 6010B	Aluminum, Total	AL	LYMW14 (6-7 ft)	1/15/2014 13:30	6	7	1500		mg/kg		J	280-51290-1	50,010.95	NO	ALL DETECT	77,000	NO	ALL DETECT	99000	NA	NA
METALS	SW6020	Arsenic, Total	AS	LYMW09 (3-4 ft)	1/16/2014 8:00	3	4	1		mg/kg			280-51344-1	0.293	YES	ALL DETECT	0.61	YES	ALL DETECT	2.4	NO	ALL DETECT
METALS	SW6020	Arsenic, Total	AS	LYMW09 (4-5 ft)	1/15/2014 15:15	4	5	3.4		mg/kg			280-51290-1	0.293	YES	ALL DETECT	0.61	YES	ALL DETECT	2.4	YES	ALL DETECT
METALS	SW6020	Arsenic, Total	AS	LYMW10 (2-3 ft)	1/15/2014 11:30	2	3	3.9		mg/kg			280-51290-1	0.293	YES	ALL DETECT	0.61	YES	ALL DETECT	2.4	YES	ALL DETECT
METALS	SW6020	Arsenic, Total	AS	LYMW11 (3-4 ft)	1/15/2014 10:15	3	4	4		mg/kg			280-51290-1	0.293	YES	ALL DETECT	0.61	YES	ALL DETECT	2.4	YES	ALL DETECT
METALS	SW6020	Arsenic, Total	AS	LYMW12 (2-3 ft)	1/15/2014 16:15	2	3	2.6		mg/kg			280-51290-1	0.293	YES	ALL DETECT	0.61	YES	ALL DETECT	2.4	YES	ALL DETECT
METALS	SW6020	Arsenic, Total	AS	LYMW12 (3-4 ft)	1/16/2014 8:30	3	4	0.94		mg/kg			280-51344-1	0.293	YES	ALL DETECT	0.61	YES	ALL DETECT	2.4	NO	ALL DETECT
METALS	SW6020	Arsenic, Total	AS	LYMW13 (6-7 ft)	1/15/2014 9:15	6	7	3.4		mg/kg			280-51290-1	0.293	YES	ALL DETECT	0.61	YES	ALL DETECT	2.4	YES	ALL DETECT
METALS	SW6020	Arsenic, Total	AS	LYMW14 (6-7 ft)	1/15/2014 13:30	6	7	1		mg/kg			280-51290-1	0.293	YES	ALL DETECT	0.61	YES	ALL DETECT	2.4	NO	ALL DETECT
METALS	SW 6010B	Boron, Total	B	LYMW09 (3-4 ft)	1/16/2014 8:00	3	4		10	mg/kg	J	U	280-51344-1	2.475	ALL ND	YES	16,000	ND	NO	20,000	ND	NO
METALS	SW 6010B	Boron, Total	B	LYMW09 (4-5 ft)	1/15/2014 15:15	4	5	1.4		mg/kg	J	J	280-51290-1	2.475	NO	ALL DETECT	16,000	NO	ALL DETECT	20,000	NO	ALL DETECT
METALS	SW 6010B	Boron, Total	B	LYMW10 (2-3 ft)	1/15/2014 11:30	2	3	14		mg/kg		J	280-51290-1	2.475	YES	ALL DETECT	16,000	NO	ALL DETECT	20,000	NO	ALL DETECT
METALS	SW 6010B	Boron, Total	B	LYMW11 (3-4 ft)	1/15/2014 10:15	3	4	14		mg/kg		J	280-51290-1	2.475	YES	ALL DETECT	16,000	NO	ALL DETECT	20,000	NO	ALL DETECT
METALS	SW 6010B	Boron, Total	B	LYMW12 (2-3 ft)	1/15/2014 16:15	2	3	2.6		mg/kg	J	J	280-51290-1	2.475	YES	ALL DETECT	16,000	NO	ALL DETECT	20,000	NO	ALL DETECT
METALS	SW 6010B	Boron, Total	B	LYMW12 (3-4 ft)	1/16/2014 8:30	3	4		9.7	mg/kg	J	U	280-51344-1	2.475	ALL ND	YES	16,000	ND	NO	20,000	ND	NO
METALS	SW 6010B	Boron, Total	B	LYMW13 (6-7 ft)	1/15/2014 9:15	6	7		0.96	mg/kg	U	UJ	280-51290-1	2.475	ALL ND	NO	16,000	ND	NO	20,000	ND	NO
METALS	SW 6010B	Boron, Total	B	LYMW14 (6-7 ft)	1/15/2014 13:30	6	7		0.96	mg/kg	U	UJ	280-51290-1	2.475	ALL ND	NO	16,000	ND	NO	20,000	ND	NO
METALS	SW6020	Barium, Total	BA	LYMW09 (3-4 ft)	1/16/2014 8:00	3	4	16		mg/kg			280-51344-1	82.6	NO	ALL DETECT	15,000	NO	ALL DETECT	19,000	NO	ALL DETECT
METALS	SW6020	Barium, Total	BA	LYMW09 (4-5 ft)	1/15/2014 15:15	4	5	18		mg/kg	B		280-51290-1	82.6	NO	ALL DETECT	15,000	NO	ALL DETECT	19,000	NO	ALL DETECT
METALS	SW6020	Barium, Total	BA	LYMW10 (2-3 ft)	1/15/2014 11:30	2	3	180		mg/kg			280-51290-1	82.6	YES	ALL DETECT	15,000	NO	ALL DETECT	19,000	NO	ALL DETECT
METALS	SW6020	Barium, Total	BA	LYMW11 (3-4 ft)	1/15/2014 10:15	3	4	200		mg/kg	B		280-51290-1	82.6	YES	ALL DETECT	15,000	NO	ALL DETECT	19,000	NO	ALL DETECT
METALS	SW6020	Barium, Total	BA	LYMW12 (2-3 ft)	1/15/2014 16:15	2	3	34		mg/kg			280-51290-1	82.6	NO	ALL DETECT	15,000	NO	ALL DETECT	19,000	NO	ALL DETECT
METALS	SW6020	Barium, Total	BA	LYMW12 (3-4 ft)	1/16/2014 8:30	3	4	13		mg/kg			280-51344-1	82.6	NO	ALL DETECT	15,000	NO	ALL DETECT	19,000	NO	ALL DETECT
METALS	SW6020	Barium, Total	BA	LYMW13 (6-7 ft)	1/15/2014 9:15	6	7	26		mg/kg	B	J	280-51290-1	82.6	NO	ALL DETECT	15,000	NO	ALL DETECT	19,000	NO	ALL DETECT
METALS	SW6020	Barium, Total	BA	LYMW14 (6-7 ft)	1/15/2014 13:30	6	7	17		mg/kg	B		280-51290-1	82.6	NO	ALL DETECT	15,000	NO	ALL DETECT	19,000	NO	ALL DETECT
METALS	SW6020	Beryllium, Total	BE	LYMW09 (3-4 ft)	1/16/2014 8:00	3	4	0.16		mg/kg			280-51344-1	3.1612	NO	ALL DETECT	160	NO	ALL DETECT	200	NA	NA
METALS	SW6020	Beryllium, Total	BE	LYMW09 (4-5 ft)	1/15/2014 15:15	4	5	0.17		mg/kg			280-51290-1	3.1612	NO	ALL DETECT	160	NO	ALL DETECT	200	NA	NA
METALS	SW6020	Beryllium, Total	BE	LYMW10 (2-3 ft)	1/15/2014 11:30	2	3	0.77		mg/kg			280-51290-1	3.1612	NO	ALL DETECT	160	NO	ALL DETECT	200	NA	NA
METALS	SW6020	Beryllium, Total	BE	LYMW11 (3-4 ft)	1/15/2014 10:15	3	4	0.87		mg/kg			280-51290-1	3.1612	NO	ALL DETECT	160	NO	ALL DETECT	200	NA	NA
METALS	SW6020	Beryllium, Total	BE	LYMW12 (2-3 ft)	1/15/2014 16:15	2	3	0.28		mg/kg			280-51290-1	3.1612	NO	ALL DETECT	160	NO	ALL DETECT	200	NA	NA
METALS	SW6020	Beryllium, Total	BE	LYMW12 (3-4 ft)	1/16/2014 8:30	3	4	0.14		mg/kg			280-51344-1	3.1612	NO	ALL DETECT	160	NO	ALL DETECT	200	NA	NA
METALS	SW6020	Beryllium, Total	BE	LYMW13 (6-7 ft)	1/15/2014 9:15	6	7	0.21		mg/kg		J	280-51290-1	3.1612	NO	ALL DETECT	160	NO	ALL DETECT	200	NA	NA
METALS	SW6020	Beryllium, Total	BE	LYMW14 (6-7 ft)	1/15/2014 13:30	6	7	0.1		mg/kg			280-51290-1	3.1612	NO	ALL DETECT	160	NO	ALL DETECT	200	NA	NA
METALS	SW 6010B	Calcium, Total	CA	LYMW09 (3-4 ft)	1/16/2014 8:00	3	4	1800		mg/kg			280-51344-1	NL	NA	NA		NA	NA		NA	NA
METALS	SW 6010B	Calcium, Total	CA	LYMW09 (4-5 ft)	1/15/2014 15:15	4	5	940		mg/kg		J	280-51290-1	NL	NA	NA		NA	NA		NA	NA
METALS	SW 6010B	Calcium, Total	CA	LYMW10 (2-3 ft)	1/15/2014 11:30	2	3	29000		mg/kg		J	280-51290-1	NL	NA	NA		NA	NA		NA	NA
METALS	SW 6010B	Calcium, Total	CA	LYMW11 (3-4 ft)	1/15/2014 10:15	3	4	71000		mg/kg		J	280-51290-1	NL	NA	NA		NA	NA		NA	NA
METALS	SW 6010B	Calcium, Total	CA	LYMW12 (2-3 ft)	1/15/2014 16:15	2	3	2600		mg/kg		J	280-51290-1	NL	NA	NA		NA	NA		NA	NA

TABLE 3-6B. SUBSURFACE SOIL POINT-BY-POINT CONSTITUENT OF CONCERN (COC) SCREEN
WYOMING DEPARTMENT OF ENVIRONMENTAL QUALITY, LARAMIE FORMER YTTRIUM PLANT, LARAMIE, WYOMING

CATEGORY	METHOD	ANALYTE	TRI-CAS	SAMPLE_ID	DATE TIME SAMPLED	SAMPLE START DEPTH	SAMPLE END DEPTH	DETECTED RESULTS	NON-DETECTED (METHOD DETECTION LIMIT (MDL))	UNITS	LAB QUALIFIER	DATA VALIDATION REVIEWER QUALIFIER	LABORATORY DATA SET NUMBER	MIGRATION TO GROUNDWATER - FACT SHEET #12 (mg/kg)	IS DETECT VALUE > SCREENING LEVEL	IS MDL > SCREENING LEVEL	RESIDENTIAL SOIL SCREENING VALUES - FACT SHEET #12 (mg/kg)	IS DETECT VALUE > SCREENING LEVEL	IS MDL > SCREENING LEVEL	INDUSTRIAL SCREENING VALUES - EPA RSL (mg/kg)	IS DETECT VALUE > SCREENING LEVEL	IS MDL > SCREENING LEVEL
METALS	SW 6010B	Calcium, Total	CA	LYMW12 (3-4 ft)	1/16/2014 8:30	3	4	2100		mg/kg			280-51344-1	NL	NA	NA		NA	NA		NA	NA
METALS	SW 6010B	Calcium, Total	CA	LYMW13 (6-7 ft)	1/15/2014 9:15	6	7	1000		mg/kg		J	280-51290-1	NL	NA	NA		NA	NA		NA	NA
METALS	SW 6010B	Calcium, Total	CA	LYMW14 (6-7 ft)	1/15/2014 13:30	6	7	940		mg/kg		J	280-51290-1	NL	NA	NA		NA	NA		NA	NA
METALS	SW6020	Cadmium, Total	CD	LYMW09 (3-4 ft)	1/16/2014 8:00	3	4	0.054		mg/kg	J	J	280-51344-1	0.3765	NO	ALL DETECT	70	NO	ALL DETECT	80	NO	ALL DETECT
METALS	SW6020	Cadmium, Total	CD	LYMW09 (4-5 ft)	1/15/2014 15:15	4	5	0.084		mg/kg	J	J	280-51290-1	0.3765	NO	ALL DETECT	70	NO	ALL DETECT	80	NO	ALL DETECT
METALS	SW6020	Cadmium, Total	CD	LYMW10 (2-3 ft)	1/15/2014 11:30	2	3	0.47		mg/kg			280-51290-1	0.3765	YES	ALL DETECT	70	NO	ALL DETECT	80	NO	ALL DETECT
METALS	SW6020	Cadmium, Total	CD	LYMW11 (3-4 ft)	1/15/2014 10:15	3	4	0.69		mg/kg			280-51290-1	0.3765	YES	ALL DETECT	70	NO	ALL DETECT	80	NO	ALL DETECT
METALS	SW6020	Cadmium, Total	CD	LYMW12 (2-3 ft)	1/15/2014 16:15	2	3	0.11		mg/kg			280-51290-1	0.3765	NO	ALL DETECT	70	NO	ALL DETECT	80	NO	ALL DETECT
METALS	SW6020	Cadmium, Total	CD	LYMW12 (3-4 ft)	1/16/2014 8:30	3	4	0.047		mg/kg	J	J	280-51344-1	0.3765	NO	ALL DETECT	70	NO	ALL DETECT	80	NO	ALL DETECT
METALS	SW6020	Cadmium, Total	CD	LYMW13 (6-7 ft)	1/15/2014 9:15	6	7	0.13		mg/kg			280-51290-1	0.3765	NO	ALL DETECT	70	NO	ALL DETECT	80	NO	ALL DETECT
METALS	SW6020	Cadmium, Total	CD	LYMW14 (6-7 ft)	1/15/2014 13:30	6	7	0.064		mg/kg	J	J	280-51290-1	0.3765	NO	ALL DETECT	70	NO	ALL DETECT	80	NO	ALL DETECT
GENERAL	SW 9056_28D	Chloride	CHLORIDE	LYMW09 (4-5 ft)	1/15/2014 15:15	4	5	11		mg/kg	J	J	280-51290-1	NL	NA	NA		NA	NA		NA	NA
GENERAL	SW 9056_28D	Chloride	CHLORIDE	LYMW10 (2-3 ft)	1/15/2014 11:30	2	3	12		mg/kg	J	J	280-51290-1	NL	NA	NA		NA	NA		NA	NA
GENERAL	SW 9056_28D	Chloride	CHLORIDE	LYMW11 (3-4 ft)	1/15/2014 10:15	3	4	24		mg/kg	J	J	280-51290-1	NL	NA	NA		NA	NA		NA	NA
GENERAL	SW 9056_28D	Chloride	CHLORIDE	LYMW12 (2-3 ft)	1/15/2014 16:15	2	3	4		mg/kg	J	J	280-51290-1	NL	NA	NA		NA	NA		NA	NA
GENERAL	SW 9056_28D	Chloride	CHLORIDE	LYMW13 (6-7 ft)	1/15/2014 9:15	6	7	45		mg/kg		J	280-51290-1	NL	NA	NA		NA	NA		NA	NA
GENERAL	SW 9056_28D	Chloride	CHLORIDE	LYMW14 (6-7 ft)	1/15/2014 13:30	6	7	44		mg/kg		J	280-51290-1	NL	NA	NA		NA	NA		NA	NA
METALS	SW6020	Cobalt, Total	CO	LYMW09 (3-4 ft)	1/16/2014 8:00	3	4	1.6		mg/kg			280-51344-1	0.453	YES	ALL DETECT	23	NO	ALL DETECT	30	NO	ALL DETECT
METALS	SW6020	Cobalt, Total	CO	LYMW09 (4-5 ft)	1/15/2014 15:15	4	5	1.8		mg/kg			280-51290-1	0.453	YES	ALL DETECT	23	NO	ALL DETECT	30	NO	ALL DETECT
METALS	SW6020	Cobalt, Total	CO	LYMW10 (2-3 ft)	1/15/2014 11:30	2	3	6.8		mg/kg			280-51290-1	0.453	YES	ALL DETECT	23	NO	ALL DETECT	30	NO	ALL DETECT
METALS	SW6020	Cobalt, Total	CO	LYMW11 (3-4 ft)	1/15/2014 10:15	3	4	6.3		mg/kg			280-51290-1	0.453	YES	ALL DETECT	23	NO	ALL DETECT	30	NO	ALL DETECT
METALS	SW6020	Cobalt, Total	CO	LYMW12 (2-3 ft)	1/15/2014 16:15	2	3	3.9		mg/kg			280-51290-1	0.453	YES	ALL DETECT	23	NO	ALL DETECT	30	NO	ALL DETECT
METALS	SW6020	Cobalt, Total	CO	LYMW12 (3-4 ft)	1/16/2014 8:30	3	4	1.2		mg/kg			280-51344-1	0.453	YES	ALL DETECT	23	NO	ALL DETECT	30	NO	ALL DETECT
METALS	SW6020	Cobalt, Total	CO	LYMW13 (6-7 ft)	1/15/2014 9:15	6	7	2.7		mg/kg			280-51290-1	0.453	YES	ALL DETECT	23	NO	ALL DETECT	30	NO	ALL DETECT
METALS	SW6020	Cobalt, Total	CO	LYMW14 (6-7 ft)	1/15/2014 13:30	6	7	1.6		mg/kg			280-51290-1	0.453	YES	ALL DETECT	23	NO	ALL DETECT	30	NO	ALL DETECT
METALS	SW6020	Chromium, Total	CR	LYMW09 (3-4 ft)	1/16/2014 8:00	3	4	4.3		mg/kg			280-51344-1	180,000.03	NO	ALL DETECT	280	NO	ALL DETECT		NA	NA
METALS	SW6020	Chromium, Total	CR	LYMW09 (4-5 ft)	1/15/2014 15:15	4	5	2.9		mg/kg		J	280-51290-1	180,000.03	NO	ALL DETECT	280	NO	ALL DETECT		NA	NA
METALS	SW6020	Chromium, Total	CR	LYMW10 (2-3 ft)	1/15/2014 11:30	2	3	20		mg/kg		J	280-51290-1	180,000.03	NO	ALL DETECT	280	NO	ALL DETECT		NA	NA
METALS	SW6020	Chromium, Total	CR	LYMW11 (3-4 ft)	1/15/2014 10:15	3	4	23		mg/kg		J	280-51290-1	180,000.03	NO	ALL DETECT	280	NO	ALL DETECT		NA	NA
METALS	SW6020	Chromium, Total	CR	LYMW12 (2-3 ft)	1/15/2014 16:15	2	3	7.5		mg/kg		J	280-51290-1	180,000.03	NO	ALL DETECT	280	NO	ALL DETECT		NA	NA
METALS	SW6020	Chromium, Total	CR	LYMW12 (3-4 ft)	1/16/2014 8:30	3	4	3.9		mg/kg			280-51344-1	180,000.03	NO	ALL DETECT	280	NO	ALL DETECT		NA	NA
METALS	SW6020	Chromium, Total	CR	LYMW13 (6-7 ft)	1/15/2014 9:15	6	7	3.6		mg/kg		J	280-51290-1	180,000.03	NO	ALL DETECT	280	NO	ALL DETECT		NA	NA
METALS	SW6020	Chromium, Total	CR	LYMW14 (6-7 ft)	1/15/2014 13:30	6	7	3.6		mg/kg		J	280-51290-1	180,000.03	NO	ALL DETECT	280	NO	ALL DETECT		NA	NA
METALS	SW6020	Copper, Total	CU	LYMW09 (3-4 ft)	1/16/2014 8:00	3	4	1.9		mg/kg			280-51344-1	45.89	NO	ALL DETECT	3,100	NO	ALL DETECT	4,100	NO	ALL DETECT
METALS	SW6020	Copper, Total	CU	LYMW09 (4-5 ft)	1/15/2014 15:15	4	5	2.4		mg/kg		J	280-51290-1	45.89	NO	ALL DETECT	3,100	NO	ALL DETECT	4,100	NO	ALL DETECT
METALS	SW6020	Copper, Total	CU	LYMW10 (2-3 ft)	1/15/2014 11:30	2	3	16		mg/kg			280-51290-1	45.89	NO	ALL DETECT	3,100	NO	ALL DETECT	4,100	NO	ALL DETECT
METALS	SW6020	Copper, Total	CU	LYMW11 (3-4 ft)	1/15/2014 10:15	3	4	17		mg/kg		J	280-51290-1	45.89	NO	ALL DETECT	3,100	NO	ALL DETECT	4,100	NO	ALL DETECT
METALS	SW6020	Copper, Total	CU	LYMW12 (2-3 ft)	1/15/2014 16:15	2	3	3.6		mg/kg			280-51290-1	45.89	NO	ALL DETECT	3,100	NO	ALL DETECT	4,100	NO	ALL DETECT
METALS	SW6020	Copper, Total	CU	LYMW12 (3-4 ft)	1/16/2014 8:30	3	4	1.6		mg/kg			280-51344-1	45.89	NO	ALL DETECT	3,100	NO	ALL DETECT	4,100	NO	ALL DETECT
METALS	SW6020	Copper, Total	CU	LYMW13 (6-7 ft)	1/15/2014 9:15	6	7	3		mg/kg		J	280-51290-1	45.89	NO	ALL DETECT	3,100	NO	ALL DETECT	4,100	NO	ALL DETECT
METALS	SW6020	Copper, Total	CU	LYMW14 (6-7 ft)	1/15/2014 13:30	6	7	2.2		mg/kg		J	280-51290-1	45.89	NO	ALL DETECT	3,100	NO	ALL DETECT	4,100	NO	ALL DETECT
GENERAL	20B	Calcium, Dissolved	DCA	LYMW09 (4-5 ft)	1/15/2014 15:15	4	5	250		mg/kg			280-51290-1	NL	NA	NA		NA	NA		NA	NA
GENERAL	20B	Calcium, Dissolved	DCA	LYMW10 (2-3 ft)	1/15/2014 11:30	2	3	190		mg/kg			280-51290-1	NL	NA	NA		NA	NA		NA	NA
GENERAL	20B	Calcium, Dissolved	DCA	LYMW11 (3-4 ft)	1/15/2014 10:15	3	4	500		mg/kg			280-51290-1	NL	NA	NA		NA	NA		NA	NA
GENERAL	20B	Calcium, Dissolved	DCA	LYMW12 (2-3 ft)	1/15/2014 16:15	2	3	33		mg/kg			280-51290-1	NL	NA	NA		NA	NA		NA	NA
GENERAL	20B	Calcium, Dissolved	DCA	LYMW13 (6-7 ft)	1/15/2014 9:15	6	7	96		mg/kg			280-51290-1	NL	NA	NA		NA	NA		NA	NA
GENERAL	20B	Calcium, Dissolved	DCA	LYMW14 (6-7 ft)	1/15/2014 13:30	6	7	280		mg/kg			280-51290-1	NL	NA	NA		NA	NA		NA	NA
GENERAL	20B	Magnesium, Dissolved	DMG	LYMW09 (4-5 ft)	1/15/2014 15:15	4	5	28		mg/kg			280-51290-1	NL	NA	NA		NA	NA		NA	NA
GENERAL	20B	Magnesium, Dissolved	DMG	LYMW10 (2-3 ft)	1/15/2014 11:30	2	3	920		mg/kg			280-51290-1	NL	NA	NA		NA	NA		NA	NA
GENERAL	20B	Magnesium, Dissolved	DMG	LYMW11 (3-4 ft)	1/15/2014 10:15	3	4	10		mg/kg			280-51290-1	NL	NA	NA		NA	NA		NA	NA
GENERAL	20B	Magnesium, Dissolved	DMG	LYMW12 (2-3 ft)	1/15/2014 16:15	2	3	400		mg/kg			280-51290-1	NL	NA	NA		NA	NA		NA	NA
GENERAL	20B	Magnesium, Dissolved	DMG	LYMW13 (6-7 ft)	1/15/2014 9:15	6	7	130		mg/kg			280-51290-1	NL	NA	NA		NA	NA		NA	NA
GENERAL	20B	Magnesium, Dissolved	DMG	LYMW14 (6-7 ft)	1/15/2014 13:30	6	7	120		mg/kg			280-51290-1	NL	NA	NA		NA	NA		NA	NA
GENERAL	20B	Sodium, Dissolved	DNA	LYMW09 (4-5 ft)	1/15/2014 15:15	4	5	48		mg/kg			280-51290-1	NL	NA	NA		NA	NA		NA	NA
GENERAL	20B	Sodium, Dissolved	DNA	LYMW10 (2-3 ft)	1/15/2014 11:30	2	3	360		mg/kg			280-51290-1	NL	NA	NA		NA	NA		NA	NA
GENERAL	20B	Sodium, Dissolved	DNA	LYMW11 (3-4 ft)	1/15/2014 10:15	3	4		0	mg/kg	U		280-51290-1	NL	NA	NA		NA	NA		NA	NA
GENERAL	20B	Sodium, Dissolved	DNA	LYMW12 (2-3 ft)	1/15/2014 16:15	2	3	370		mg/kg			280-51290-1	NL	NA	NA		NA	NA		NA	NA
GENERAL	20B	Sodium, Dissolved	DNA	LYMW13 (6-7 ft)	1/15/2014 9:15	6	7	130		mg/kg			280-51290-1	NL	NA	NA		NA	NA		NA	NA
GENERAL	20B	Sodium, Dissolved	DNA	LYMW14 (6-7 ft)	1/15/2014 13:30	6	7	4800		mg/kg			280-51290-1	NL	NA	NA		NA	NA		NA	NA
METALS	SW 6010B	Iron, Total	FE	LYMW09 (3-4 ft)	1/16/2014 8:00	3	4	6000		mg/kg			280-51344-1	590	YES	ALL DETECT	55,000	NO	ALL DETECT	72,000	NO	ALL DETECT
METALS	SW 6010B	Iron, Total	FE	LYMW09 (4-5 ft)	1/15/2014 15:15	4	5	18000		mg/kg			280-51290-1	590	YES	ALL DETECT	55,000	NO	ALL DETECT	72,000	NO	ALL DETECT
METALS	SW 6010B	Iron, Total	FE	LYMW10 (2-3 ft)	1/15/2014 11:30	2	3	9100		mg/kg			280-51290-1	590	YES	ALL DETECT	55,000	NO	ALL DETECT	72,000	NO	ALL DETECT
METALS	SW 6010B	Iron, Total	FE	LYMW11 (3-4 ft)	1/15/2014 10:15	3	4	4700		mg/kg			280-51344-1	590	YES	ALL DETECT	55,000	NO	ALL DETECT	72,000	NO	ALL DETECT
METALS	SW 6010B	Iron, Total	FE	LYMW12 (2-3 ft)	1/15/2014 16:15	2	3	4200		mg/kg		J	280-51290-1	590	YES	ALL DETECT	55,000	NO	ALL DETECT	72,000	NO	ALL DETECT
METALS	SW 6010B	Iron, Total	FE	LYMW12 (3-4 ft)	1/16/2014 8:30	3	4	3900		mg/kg			280-51344-1	590	YES	ALL DETECT	55,000	NO	ALL DETECT	72,000	NO	ALL DETECT
METALS	SW 6010B	Iron, Total	FE	LYMW13 (6-7 ft)	1/15/2014 9:15	6	7			mg/kg			280-51290-1	590	YES	ALL DETECT	55,000	NO	ALL DETECT	72,000	NO	ALL DETECT
METALS	SW 6010B	Iron, Total	FE	LYMW14 (6-7 ft)	1/15/2014 13:30	6	7			mg/kg			280-51290-1	590	YES	ALL DETECT	55,000	NO	ALL DETECT	72,000	NO	ALL DETECT
METALS	SW 7471A	Mercury, Total	HG	LYMW09 (3-4 ft)	1/16/2014 8:00	3	4		0.0052	mg/kg	U		280-51344-1	0.104681016	ALL ND	NO	10	ND	NO	4.3	ND	NO
METALS	SW 7471A	Mercury, Total	HG	LYMW09 (4-5 ft)	1/15/2014 15:15	4	5		0.0063	mg/kg	U		280-51290-1	0.104681016	ALL ND	NO	10	ND	NO	4.3	ND	NO
METALS	SW 7471A	Mercury, Total	HG	LYMW10 (2-3 ft)	1/15/2014 11:30	2	3	0.066		mg/kg			280-51290-1	0.104681016	NO	ALL DETECT	10	NO	ALL DETECT	4.3	NO	ALL DETECT
METALS	SW 7471A	Mercury, Total	HG	LYMW11 (3-4 ft)	1/15/2014 10:15	3	4	0.013		mg/kg	J	J	280-51290-1	0.104681016	NO	ALL DETECT	10	NO	ALL DETECT	4.3	NO	ALL DETECT
METALS	SW 7471A	Mercury, Total	HG	LYMW12 (2-3 ft)	1/15/2014 16:15	2	3	0.0064		mg/kg	J	J	280-51290-1	0.104681016	NO	ALL DETECT	10	NO	ALL DETECT	4.3	NO	ALL DETECT
METALS	SW 7471A	Mercury, Total	HG	LYMW12 (3-4 ft)	1/16/2014 8:30	3	4		0.0062	mg/kg	U		280-51344-1	0.104681016	ALL ND	NO	10	ND	NO	4.3	ND	NO
METALS	SW 7471A	Mercury, Total	HG	LYMW13 (6-7 ft)	1/15/2014 9:15	6	7		0.006	mg/kg	U		280-51290-1	0.104681016	ALL ND	NO	10	ND	NO	4.3	ND	NO
METALS	SW 7471A	Mercury, Total	HG	LYMW14 (6-7 ft)	1/15/2014 13:30	6	7	0.007		mg/kg	J	J	280-51290-1	0.104681016	NO	ALL DETECT	10	NO	ALL DETECT	4.3	NO	ALL DETECT
METALS	SW 6010B	Potassium, Total	K	LYMW09 (3-4 ft)	1/16/2014 8:00	3	4	290		mg/kg	J	J	280-51344-1	NL	NA	NA		NA	NA		NA	NA
METALS	SW 6010B	Potassium, Total	K	LYMW09 (4-5 ft)	1/15/2014 15:15	4	5	290		mg/kg		J	280-51290-1	NL	NA	NA		NA	NA		NA	NA
METALS	SW 6010B	Potassium, Total	K	LYMW10 (2-3 ft)	1/15/2014 11:30	2	3	3400		mg/kg		J	280-51290-1	NL	NA	NA		NA	NA		NA	NA
METALS	SW 6010B	Potassium, Total	K	LYMW11 (3-4 ft)	1/15/2014 10:15	3	4	2700		mg/kg		J	280-51290-1	NL	NA	NA		NA	NA		NA	NA
METALS	SW 6010B	Potassium, Total	K	LYMW12 (2-3 ft)	1/15/2014 16:15	2	3	920		mg/kg		J	280-51290-1	NL	NA	NA		NA	NA		NA	NA
METALS	SW 6010B	Potassium, Total	K	LYMW12 (3-4 ft)	1/16/2014 8:30	3	4	290		mg/kg			280-51344-1	NL	NA	NA		NA	NA		NA	NA
METALS	SW 6010B	Potassium, Total	K	LYMW13 (6-7 ft)	1/15/2014 9:15	6	7	220		mg/kg	J	J	280-51290-1	NL	NA	NA		NA	NA		NA	NA
METALS	SW 6010B	Potassium, Total	K	LYMW14 (6-7 ft)	1/15/2014 13:30	6	7	230		mg/kg	J	J	280-51290-1	NL	NA	NA		NA	NA		NA	NA
METALS	SW 6010B	Magnesium, Total	MG	LYMW09 (3-4 ft)	1/16/2014 8:00	3	4	980		mg/kg			280-51344-1	NL	NA	NA		NA	NA		NA	NA
METALS	SW 6010B	Magnesium, Total	MG	LYMW09 (4-5 ft)	1/15/2014 15:15	4	5	910		mg/kg		J	280-51290-1	NL	NA	NA		NA	NA		NA	NA
METALS	SW 6010B	Magnesium, Total	MG	LYMW10 (2-3 ft)	1/15/2014 11:30	2	3	6300		mg/kg		J	280-51290-1	NL	NA	NA		NA	NA		NA	NA
METALS	SW 6010B	Magnesium, Total	MG	LYMW11 (3-4 ft)	1/15/2014 10:15	3	4	9500		mg/kg		J	280-51290-1	NL	NA	NA		NA	NA		NA	NA
METALS	SW 6010B	Magnesium, Total	MG	LYMW12 (2-3 ft)	1/15/2014 16:15	2	3	2300		mg/kg		J	280-51290-1	NL	NA	NA		NA	NA		NA	NA
METALS	SW 6010B	Magnesium, Total	MG	LYMW12 (3-4 ft)	1/16/2014 8:30	3	4	990		mg/kg			280-51344-1	NL	NA	NA		NA	NA		NA	NA
METALS	SW 6010B	Magnesium, Total	MG	LYMW13 (6-7 ft)	1/15/2014 9:15	6	7	720		mg/kg		J	280-51290-1	NL	NA	NA		NA	NA		NA	NA
METALS	SW 6010B	Magnesium, Total	MG	LYMW14 (6-7 ft)	1/15/2014 13:30	6	7	770		mg/kg		J	280-51290-1	NL	NA	NA		NA	NA		NA	NA
METALS	SW6020	Manganese, Total	MN	LYMW09 (3-4 ft)	1/16/2014 8:00	3	4	52		mg/kg		J	280-51344-1	3.265	YES	ALL DETECT	1,800	NO	ALL DETECT	2,300	NO	ALL DETECT
METALS	SW6020	Manganese, Total	MN	LYMW09 (4-5 ft)	1/15/2014 15:15	4	5	53		mg/kg			280-51290-1	3.265	YES	ALL DETECT	1,800	NO	ALL DETECT	2,300	NO	ALL DETECT

TABLE 3-6B. SUBSURFACE SOIL POINT-BY-POINT CONSTITUENT OF CONCERN (COC) SCREEN
WYOMING DEPARTMENT OF ENVIRONMENTAL QUALITY, LARAMIE FORMER YTTRIUM PLANT, LARAMIE, WYOMING

CATEGORY	METHOD	ANALYTE	TRI-CAS	SAMPLE_ID	DATE TIME SAMPLED	SAMPLE START DEPTH	SAMPLE END DEPTH	DETECTED RESULTS	NON-DETECTED (METHOD DETECTION LIMIT (MDL))	UNITS	LAB QUALIFIER	DATA VALIDATION REVIEWER QUALIFIER	LABORATORY DATA SET NUMBER	MIGRATION TO GROUNDWATER - FACT SHEET #12 (mg/kg)	IS DETECT VALUE > SCREENING LEVEL	IS MDL > SCREENING LEVEL	RESIDENTIAL SOIL SCREENING VALUES - FACT SHEET #12 (mg/kg)	IS DETECT VALUE > SCREENING LEVEL	IS MDL > SCREENING LEVEL	INDUSTRIAL SCREENING VALUES - EPA RSL (mg/kg)	IS DETECT VALUE > SCREENING LEVEL	IS MDL > SCREENING LEVEL
METALS	SW6020	Manganese, Total	MN	LYMW10 (2-3 ft)	1/15/2014 11:30	2	3	360		mg/kg			280-51290-1	3.265	YES	ALL DETECT	1,800	NO	ALL DETECT	2,300	NO	ALL DETECT
METALS	SW6020	Manganese, Total	MN	LYMW11 (3-4 ft)	1/15/2014 10:15	3	4	270		mg/kg			280-51290-1	3.265	YES	ALL DETECT	1,800	NO	ALL DETECT	2,300	NO	ALL DETECT
METALS	SW6020	Manganese, Total	MN	LYMW12 (2-3 ft)	1/15/2014 16:15	2	3	120		mg/kg			280-51290-1	3.265	YES	ALL DETECT	1,800	NO	ALL DETECT	2,300	NO	ALL DETECT
METALS	SW6020	Manganese, Total	MN	LYMW12 (3-4 ft)	1/16/2014 8:30	3	4	37		mg/kg		J	280-51344-1	3.265	YES	ALL DETECT	1,800	NO	ALL DETECT	2,300	NO	ALL DETECT
METALS	SW6020	Manganese, Total	MN	LYMW13 (6-7 ft)	1/15/2014 9:15	6	7	240		mg/kg		J	280-51290-1	3.265	YES	ALL DETECT	1,800	NO	ALL DETECT	2,300	NO	ALL DETECT
METALS	SW6020	Manganese, Total	MN	LYMW14 (6-7 ft)	1/15/2014 13:30	6	7	59		mg/kg			280-51290-1	3.265	YES	ALL DETECT	1,800	NO	ALL DETECT	2,300	NO	ALL DETECT
METALS	SW 6010B	Sodium, Total	NA	LYMW09 (3-4 ft)	1/16/2014 8:00	3	4		60	mg/kg	U		280-51344-1	NL	NA	NA		NA	NA		NA	NA
METALS	SW 6010B	Sodium, Total	NA	LYMW09 (4-5 ft)	1/15/2014 15:15	4	5		490	mg/kg	J	U	280-51290-1	NL	NA	NA		NA	NA		NA	NA
METALS	SW 6010B	Sodium, Total	NA	LYMW10 (2-3 ft)	1/15/2014 11:30	2	3		550	mg/kg	J	U	280-51290-1	NL	NA	NA		NA	NA		NA	NA
METALS	SW 6010B	Sodium, Total	NA	LYMW11 (3-4 ft)	1/15/2014 10:15	3	4		590	mg/kg	J	U	280-51290-1	NL	NA	NA		NA	NA		NA	NA
METALS	SW 6010B	Sodium, Total	NA	LYMW12 (2-3 ft)	1/15/2014 16:15	2	3		520	mg/kg	J	U	280-51290-1	NL	NA	NA		NA	NA		NA	NA
METALS	SW 6010B	Sodium, Total	NA	LYMW12 (3-4 ft)	1/16/2014 8:30	3	4		57	mg/kg	U		280-51344-1	NL	NA	NA		NA	NA		NA	NA
METALS	SW 6010B	Sodium, Total	NA	LYMW13 (6-7 ft)	1/15/2014 9:15	6	7		490	mg/kg	J	U	280-51290-1	NL	NA	NA		NA	NA		NA	NA
METALS	SW 6010B	Sodium, Total	NA	LYMW14 (6-7 ft)	1/15/2014 13:30	6	7		490	mg/kg	J	U	280-51290-1	NL	NA	NA		NA	NA		NA	NA
GENERAL	20B	Sodium, Exchangeable Percentage	NA_EXCH_P	LYMW09 (4-5 ft)	1/15/2014 15:15	4	5	0.64		unitless			280-51290-1	NL	NA	NA		NA	NA		NA	NA
GENERAL	20B	Sodium, Exchangeable Percentage	NA_EXCH_P	LYMW10 (2-3 ft)	1/15/2014 11:30	2	3		0	unitless	U		280-51290-1	NL	NA	NA		NA	NA		NA	NA
GENERAL	20B	Sodium, Exchangeable Percentage	NA_EXCH_P	LYMW11 (3-4 ft)	1/15/2014 10:15	3	4	2		unitless			280-51290-1	NL	NA	NA		NA	NA		NA	NA
GENERAL	20B	Sodium, Exchangeable Percentage	NA_EXCH_P	LYMW12 (2-3 ft)	1/15/2014 16:15	2	3		0	unitless	U		280-51290-1	NL	NA	NA		NA	NA		NA	NA
GENERAL	20B	Sodium, Exchangeable Percentage	NA_EXCH_P	LYMW13 (6-7 ft)	1/15/2014 9:15	6	7	3.5		unitless			280-51290-1	NL	NA	NA		NA	NA		NA	NA
GENERAL	20B	Sodium, Exchangeable Percentage	NA_EXCH_P	LYMW14 (6-7 ft)	1/15/2014 13:30	6	7	1.7		unitless			280-51290-1	NL	NA	NA		NA	NA		NA	NA
METALS	SW6020	Nickel, Total	NI	LYMW09 (3-4 ft)	1/16/2014 8:00	3	4	2.9		mg/kg			280-51344-1	43.5	NO	ALL DETECT	1,500	NO	ALL DETECT	2,000	NO	ALL DETECT
METALS	SW6020	Nickel, Total	NI	LYMW09 (4-5 ft)	1/15/2014 15:15	4	5	2.4		mg/kg			280-51290-1	43.5	NO	ALL DETECT	1,500	NO	ALL DETECT	2,000	NO	ALL DETECT
METALS	SW6020	Nickel, Total	NI	LYMW10 (2-3 ft)	1/15/2014 11:30	2	3	14		mg/kg			280-51290-1	43.5	NO	ALL DETECT	1,500	NO	ALL DETECT	2,000	NO	ALL DETECT
METALS	SW6020	Nickel, Total	NI	LYMW11 (3-4 ft)	1/15/2014 10:15	3	4	15		mg/kg			280-51290-1	43.5	NO	ALL DETECT	1,500	NO	ALL DETECT	2,000	NO	ALL DETECT
METALS	SW6020	Nickel, Total	NI	LYMW12 (2-3 ft)	1/15/2014 16:15	2	3	6		mg/kg			280-51290-1	43.5	NO	ALL DETECT	1,500	NO	ALL DETECT	2,000	NO	ALL DETECT
METALS	SW6020	Nickel, Total	NI	LYMW12 (3-4 ft)	1/16/2014 8:30	3	4	2.2		mg/kg			280-51344-1	43.5	NO	ALL DETECT	1,500	NO	ALL DETECT	2,000	NO	ALL DETECT
METALS	SW6020	Nickel, Total	NI	LYMW13 (6-7 ft)	1/15/2014 9:15	6	7	5.2		mg/kg			280-51290-1	43.5	NO	ALL DETECT	1,500	NO	ALL DETECT	2,000	NO	ALL DETECT
METALS	SW6020	Nickel, Total	NI	LYMW14 (6-7 ft)	1/15/2014 13:30	6	7	2.3		mg/kg			280-51290-1	43.5	NO	ALL DETECT	1,500	NO	ALL DETECT	2,000	NO	ALL DETECT
METALS	SW6020	Lead, Total	PB	LYMW09 (3-4 ft)	1/16/2014 8:00	3	4	2.1		mg/kg	B		280-51344-1	13.5	NO	ALL DETECT	400	NO	ALL DETECT	800	NO	ALL DETECT
METALS	SW6020	Lead, Total	PB	LYMW09 (4-5 ft)	1/15/2014 15:15	4	5	2.6		mg/kg			280-51290-1	13.5	NO	ALL DETECT	400	NO	ALL DETECT	800	NO	ALL DETECT
METALS	SW6020	Lead, Total	PB	LYMW10 (2-3 ft)	1/15/2014 11:30	2	3	16		mg/kg			280-51290-1	13.5	YES	ALL DETECT	400	NO	ALL DETECT	800	NO	ALL DETECT
METALS	SW6020	Lead, Total	PB	LYMW11 (3-4 ft)	1/15/2014 10:15	3	4	8.6		mg/kg			280-51290-1	13.5	NO	ALL DETECT	400	NO	ALL DETECT	800	NO	ALL DETECT
METALS	SW6020	Lead, Total	PB	LYMW12 (2-3 ft)	1/15/2014 16:15	2	3	3.4		mg/kg			280-51290-1	13.5	NO	ALL DETECT	400	NO	ALL DETECT	800	NO	ALL DETECT
METALS	SW6020	Lead, Total	PB	LYMW12 (3-4 ft)	1/16/2014 8:30	3	4	2.3		mg/kg	B		280-51344-1	13.5	NO	ALL DETECT	400	NO	ALL DETECT	800	NO	ALL DETECT
METALS	SW6020	Lead, Total	PB	LYMW13 (6-7 ft)	1/15/2014 9:15	6	7	2.2		mg/kg		J	280-51290-1	13.5	NO	ALL DETECT	400	NO	ALL DETECT	800	NO	ALL DETECT
METALS	SW6020	Lead, Total	PB	LYMW14 (6-7 ft)	1/15/2014 13:30	6	7	1.8		mg/kg			280-51290-1	13.5	NO	ALL DETECT	400	NO	ALL DETECT	800	NO	ALL DETECT
GENERAL	SW9045C	pH, Laboratory	PH_LAB	LYMW09 (4-5 ft)	1/15/2014 15:15	4	5	6.87		Std Units			280-51290-1	NL	NA	NA		NA	NA		NA	NA
GENERAL	SW9045C	pH, Laboratory	PH_LAB	LYMW10 (2-3 ft)	1/15/2014 11:30	2	3	8.55		Std Units			280-51290-1	NL	NA	NA		NA	NA		NA	NA
GENERAL	SW9045C	pH, Laboratory	PH_LAB	LYMW11 (3-4 ft)	1/15/2014 10:15	3	4	8.09		Std Units			280-51290-1	NL	NA	NA		NA	NA		NA	NA
GENERAL	SW9045C	pH, Laboratory	PH_LAB	LYMW12 (2-3 ft)	1/15/2014 16:15	2	3	9.29		Std Units			280-51290-1	NL	NA	NA		NA	NA		NA	NA
GENERAL	SW9045C	pH, Laboratory	PH_LAB	LYMW13 (6-7 ft)	1/15/2014 9:15	6	7	8.7		Std Units			280-51290-1	NL	NA	NA		NA	NA		NA	NA
GENERAL	SW9045C	pH, Laboratory	PH_LAB	LYMW14 (6-7 ft)	1/15/2014 13:30	6	7	8.02		Std Units			280-51290-1	NL	NA	NA		NA	NA		NA	NA
GENERAL	20B	Sodium Adsorption Ratio	SAR	LYMW09 (4-5 ft)	1/15/2014 15:15	4	5	1.3		unitless			280-51290-1	NL	NA	NA		NA	NA		NA	NA
GENERAL	20B	Sodium Adsorption Ratio	SAR	LYMW10 (2-3 ft)	1/15/2014 11:30	2	3		0	unitless	U		280-51290-1	NL	NA	NA		NA	NA		NA	NA
GENERAL	20B	Sodium Adsorption Ratio	SAR	LYMW11 (3-4 ft)	1/15/2014 10:15	3	4	2.2		unitless			280-51290-1	NL	NA	NA		NA	NA		NA	NA
GENERAL	20B	Sodium Adsorption Ratio	SAR	LYMW12 (2-3 ft)	1/15/2014 16:15	2	3		0	unitless	U		280-51290-1	NL	NA	NA		NA	NA		NA	NA
GENERAL	20B	Sodium Adsorption Ratio	SAR	LYMW13 (6-7 ft)	1/15/2014 9:15	6	7	3.3		unitless			280-51290-1	NL	NA	NA		NA	NA		NA	NA
GENERAL	20B	Sodium Adsorption Ratio	SAR	LYMW14 (6-7 ft)	1/15/2014 13:30	6	7	2		unitless			280-51290-1	NL	NA	NA		NA	NA		NA	NA
METALS	SW6020	Antimony, Total	SB	LYMW09 (3-4 ft)	1/16/2014 8:00	3	4		0.19	mg/kg	J B	U	280-51344-1	0.27	ALL ND	NO	31	ND	NO	41	ND	NO
METALS	SW6020	Antimony, Total	SB	LYMW09 (4-5 ft)	1/15/2014 15:15	4	5		0.2	mg/kg	J	U	280-51290-1	0.27	ALL ND	NO	31	ND	NO	41	ND	NO
METALS	SW6020	Antimony, Total	SB	LYMW10 (2-3 ft)	1/15/2014 11:30	2	3		0.23	mg/kg	J B	U	280-51290-1	0.27	ALL ND	NO	31	ND	NO	41	ND	NO
METALS	SW6020	Antimony, Total	SB	LYMW11 (3-4 ft)	1/15/2014 10:15	3	4		0.22	mg/kg	J	U	280-51290-1	0.27	ALL ND	NO	31	ND	NO	41	ND	NO
METALS	SW6020	Antimony, Total	SB	LYMW12 (2-3 ft)	1/15/2014 16:15	2	3		0.21	mg/kg	J B	U	280-51290-1	0.27	ALL ND	NO	31	ND	NO	41	ND	NO
METALS	SW6020	Antimony, Total	SB	LYMW12 (3-4 ft)	1/16/2014 8:30	3	4	0.21		mg/kg	B	JB	280-51344-1	0.27	NO	ALL DETECT	31	NO	ALL DETECT	41	NO	ALL DETECT
METALS	SW6020	Antimony, Total	SB	LYMW13 (6-7 ft)	1/15/2014 9:15	6	7		0.014	mg/kg	U	UJ	280-51290-1	0.27	ALL ND	NO	31	ND	NO	41	ND	NO
METALS	SW6020	Antimony, Total	SB	LYMW14 (6-7 ft)	1/15/2014 13:30	6	7		0.013	mg/kg	U	UJ	280-51290-1	0.27	ALL ND	NO	31	ND	NO	41	ND	NO
METALS	SW6020	Selenium, Total	SE	LYMW09 (3-4 ft)	1/16/2014 8:00	3	4		0.13	mg/kg	U		280-51344-1	0.265	ALL ND	NO	390	ND	NO	510	ND	NO
METALS	SW6020	Selenium, Total	SE	LYMW09 (4-5 ft)	1/15/2014 15:15	4	5		0.13	mg/kg	U		280-51290-1	0.265	ALL ND	NO	390	ND	NO	510	ND	NO
METALS	SW6020	Selenium, Total	SE	LYMW10 (2-3 ft)	1/15/2014 11:30	2	3	2.3		mg/kg			280-51290-1	0.265	YES	ALL DETECT	390	NO	ALL DETECT	510	NO	ALL DETECT
METALS	SW6020	Selenium, Total	SE	LYMW11 (3-4 ft)	1/15/2014 10:15	3	4	0.37		mg/kg	J	J	280-51290-1	0.265	YES	ALL DETECT	390	NO	ALL DETECT	510	NO	ALL DETECT
METALS	SW6020	Selenium, Total	SE	LYMW12 (2-3 ft)	1/15/2014 16:15	2	3	1.1		mg/kg			280-51290-1	0.265	YES	ALL DETECT	390	NO	ALL DETECT	510	NO	ALL DETECT
METALS	SW6020	Selenium, Total	SE	LYMW12 (3-4 ft)	1/16/2014 8:30	3	4		0.14	mg/kg	U		280-51344-1	0.265	ALL ND	NO	390	ND	NO	510	ND	NO
METALS	SW6020	Selenium, Total	SE	LYMW13 (6-7 ft)	1/15/2014 9:15	6	7		0.13	mg/kg	U		280-51290-1	0.265	ALL ND	NO	390	ND	NO	510	ND	NO
METALS	SW6020	Selenium, Total	SE	LYMW14 (6-7 ft)	1/15/2014 13:30	6	7		0.13	mg/kg	U		280-51290-1	0.265	ALL ND	NO	390	ND	NO	510	ND	NO
GENERAL	SW 9056 28D	Sulfate	SULFATE	LYMW09 (4-5 ft)	1/15/2014 15:15	4	5	260		mg/kg		J	280-51290-1	NL	NA	NA		NA	NA		NA	NA
GENERAL	SW 9056 28D	Sulfate	SULFATE	LYMW10 (2-3 ft)	1/15/2014 11:30	2	3	130		mg/kg		J	280-51290-1	NL	NA	NA		NA	NA		NA	NA
GENERAL	SW 9056 28D	Sulfate	SULFATE	LYMW11 (3-4 ft)	1/15/2014 10:15	3	4	4800		mg/kg		J	280-51290-1	NL	NA	NA		NA	NA		NA	NA
GENERAL	SW 9056 28D	Sulfate	SULFATE	LYMW12 (2-3 ft)	1/15/2014 16:15	2	3	7.9		mg/kg	J	J	280-51290-1	NL	NA	NA		NA	NA		NA	NA
GENERAL	SW 9056 28D	Sulfate	SULFATE	LYMW13 (6-7 ft)	1/15/2014 9:15	6	7	830		mg/kg		J	280-51290-1	NL	NA	NA		NA	NA		NA	NA
GENERAL	SW 9056 28D	Sulfate	SULFATE	LYMW14 (6-7 ft)	1/15/2014 13:30	6	7	220		mg/kg		J	280-51290-1	NL	NA	NA		NA	NA		NA	NA
GENERAL	SW 8015C-DRO	TPH DRO	TEH1	LYMW09 (3-4 ft)	1/16/2014 8:00	3	4	34		mg/kg			280-51344-1	NL	NA	NA	2,300	NO	ALL DETECT		NA	NA
GENERAL	SW 8015C-DRO	TPH DRO	TEH1	LYMW09 (4-5 ft)	1/15/2014 15:15	4	5	35		mg/kg			280-51290-1	NL	NA	NA	2,300	NO	ALL DETECT		NA	NA
GENERAL	SW 8015C-DRO	TPH DRO	TEH1	LYMW10 (2-3 ft)	1/15/2014 11:30	2	3	20		mg/kg			280-51290-1	NL	NA	NA	2,300	NO	ALL DETECT		NA	NA
GENERAL	SW 8015C-DRO	TPH DRO	TEH1	LYMW11 (3-4 ft)	1/15/2014 10:15	3	4	15		mg/kg		J	280-51290-1	NL	NA	NA	2,300	NO	ALL DETECT		NA	NA
GENERAL	SW 8015C-DRO	TPH DRO	TEH1	LYMW12 (2-3 ft)	1/15/2014 16:15	2	3	2.1		mg/kg	J	J	280-51290-1	NL	NA	NA	2,300	NO	ALL DETECT		NA	NA
GENERAL	SW 8015C-DRO	TPH DRO	TEH1	LYMW12 (3-4 ft)	1/16/2014 8:30	3	4	1.6		mg/kg	J	J	280-51344-1	NL	NA	NA	2,300	NO	ALL DETECT		NA	NA
GENERAL	SW 8015C-DRO	TPH DRO	TEH1	LYMW13 (6-7 ft)	1/15/2014 9:15	6	7	18		mg/kg			280-51290-1	NL	NA	NA	2,300	NO	ALL DETECT		NA	NA
GENERAL	SW 8015C-DRO	TPH DRO	TEH1	LYMW14 (6-7 ft)	1/15/2014 13:30	6	7	600		mg/kg		J	280-51290-1	NL	NA	NA	2,300	NO	ALL DETECT		NA	NA
GENERAL	SW9045C	Temperature	TEMP	LYMW09 (4-5 ft)	1/15/2014 15:15	4	5	21.6		°C			280-51290-1	NL	NA	NA		NA	NA		NA	NA
GENERAL	SW9045C	Temperature	TEMP	LYMW10 (2-3 ft)	1/15/2014 11:30	2	3	22.2		°C			280-51290-1	NL	NA	NA		NA	NA		NA	NA
GENERAL	SW9045C	Temperature	TEMP	LYMW11 (3-4 ft)	1/15/2014 10:15	3	4	21.9		°C			280-51290-1	NL	NA	NA		NA	NA		NA	NA

TABLE 3-6B. SUBSURFACE SOIL POINT-BY-POINT CONSTITUENT OF CONCERN (COC) SCREEN
WYOMING DEPARTMENT OF ENVIRONMENTAL QUALITY, LARAMIE FORMER YTTRIUM PLANT, LARAMIE, WYOMING

CATEGORY	METHOD	ANALYTE	TRI-CAS	SAMPLE_ID	DATE TIME SAMPLED	SAMPLE START DEPTH	SAMPLE END DEPTH	DETECTED RESULTS	NON-DETECTED (METHOD DETECTION LIMIT (MDL))	UNITS	LAB QUALIFIER	DATA VALIDATION REVIEWER QUALIFIER	LABORATORY DATA SET NUMBER	MIGRATION TO GROUNDWATER - FACT SHEET #12 (mg/kg)	IS DETECT VALUE > SCREENING LEVEL	IS MDL > SCREENING LEVEL	RESIDENTIAL SOIL SCREENING VALUES - FACT SHEET #12 (mg/kg)	IS DETECT VALUE > SCREENING LEVEL	IS MDL > SCREENING LEVEL	INDUSTRIAL SCREENING VALUES - EPA RSL (mg/kg)	IS DETECT VALUE > SCREENING LEVEL	IS MDL > SCREENING LEVEL
GENERAL	SW9045C	Temperature	TEMP	LYMW12 (2-3 ft)	1/15/2014 16:15	2	3	22		°C			280-51290-1	NL	NA	NA		NA	NA		NA	NA
GENERAL	SW9045C	Temperature	TEMP	LYMW13 (6-7 ft)	1/15/2014 9:15	6	7	21.9		°C			280-51290-1	NL	NA	NA		NA	NA		NA	NA
GENERAL	SW9045C	Temperature	TEMP	LYMW14 (6-7 ft)	1/15/2014 13:30	6	7	21.8		°C			280-51290-1	NL	NA	NA		NA	NA		NA	NA
METALS	SW6020	Thallium, Total	TL	LYMW09 (3-4 ft)	1/16/2014 8:00	3	4		0.097	mg/kg	J B	U	280-51344-1	0.1426	ALL ND	NO	0.78	ND	NO	1	ND	NO
METALS	SW6020	Thallium, Total	TL	LYMW09 (4-5 ft)	1/15/2014 15:15	4	5		0.099	mg/kg	J B	U	280-51290-1	0.1426	ALL ND	NO	0.78	ND	NO	1	ND	NO
METALS	SW6020	Thallium, Total	TL	LYMW10 (2-3 ft)	1/15/2014 11:30	2	3	0.26		mg/kg			280-51290-1	0.1426	YES	ALL DETECT	0.78	NO	ALL DETECT	1	NO	ALL DETECT
METALS	SW6020	Thallium, Total	TL	LYMW11 (3-4 ft)	1/15/2014 10:15	3	4	0.3		mg/kg	B		280-51290-1	0.1426	YES	ALL DETECT	0.78	NO	ALL DETECT	1	NO	ALL DETECT
METALS	SW6020	Thallium, Total	TL	LYMW12 (2-3 ft)	1/15/2014 16:15	2	3		0.1	mg/kg	J	U	280-51290-1	0.1426	ALL ND	NO	0.78	ND	NO	1	ND	NO
METALS	SW6020	Thallium, Total	TL	LYMW12 (3-4 ft)	1/16/2014 8:30	3	4		0.1	mg/kg	J B	U	280-51344-1	0.1426	ALL ND	NO	0.78	ND	NO	1	ND	NO
METALS	SW6020	Thallium, Total	TL	LYMW13 (6-7 ft)	1/15/2014 9:15	6	7		0.098	mg/kg	J B	U	280-51290-1	0.1426	ALL ND	NO	0.78	ND	NO	1	ND	NO
METALS	SW6020	Thallium, Total	TL	LYMW14 (6-7 ft)	1/15/2014 13:30	6	7		0.096	mg/kg	J B	U	280-51290-1	0.1426	ALL ND	NO	0.78	ND	NO	1	ND	NO
GENERAL	SW 8015C_GRO	TPH GRO	TVH1	LYMW09 (3-4 ft)	1/16/2014 8:00	3	4		0.34	mg/kg	U		280-51344-1	28	NA	NA	28	ND	NO		NA	NA
GENERAL	SW 8015C_GRO	TPH GRO	TVH1	LYMW09 (4-5 ft)	1/15/2014 15:15	4	5		0.33	mg/kg	U		280-51290-1	28	NA	NA	28	ND	NO		NA	NA
GENERAL	SW 8015C_GRO	TPH GRO	TVH1	LYMW10 (2-3 ft)	1/15/2014 11:30	2	3		0.37	mg/kg	U		280-51290-1	28	NA	NA	28	ND	NO		NA	NA
GENERAL	SW 8015C_GRO	TPH GRO	TVH1	LYMW11 (3-4 ft)	1/15/2014 10:15	3	4		0.39	mg/kg	U		280-51290-1	28	NA	NA	28	ND	NO		NA	NA
GENERAL	SW 8015C_GRO	TPH GRO	TVH1	LYMW12 (2-3 ft)	1/15/2014 16:15	2	3		0.34	mg/kg	U		280-51290-1	28	NA	NA	28	ND	NO		NA	NA
GENERAL	SW 8015C_GRO	TPH GRO	TVH1	LYMW12 (3-4 ft)	1/16/2014 8:30	3	4		0.34	mg/kg	U		280-51344-1	28	NA	NA	28	ND	NO		NA	NA
GENERAL	SW 8015C_GRO	TPH GRO	TVH1	LYMW13 (6-7 ft)	1/15/2014 9:15	6	7		0.33	mg/kg	U		280-51290-1	28	NA	NA	28	ND	NO		NA	NA
GENERAL	SW 8015C_GRO	TPH GRO	TVH1	LYMW14 (6-7 ft)	1/15/2014 13:30	6	7	220		mg/kg		J	280-51290-1	28	NA	NA	28	YES	ALL DETECT		NA	NA
METALS	SW6020	Vanadium, Total	VA	LYMW09 (3-4 ft)	1/16/2014 8:00	3	4	9.3		mg/kg			280-51344-1	233	NO	ALL DETECT	390	NO	ALL DETECT	510	NA	NA
METALS	SW6020	Vanadium, Total	VA	LYMW09 (4-5 ft)	1/15/2014 15:15	4	5	12		mg/kg		J	280-51290-1	233	NO	ALL DETECT	390	NO	ALL DETECT	510	NA	NA
METALS	SW6020	Vanadium, Total	VA	LYMW10 (2-3 ft)	1/15/2014 11:30	2	3	35		mg/kg			280-51290-1	233	NO	ALL DETECT	390	NO	ALL DETECT	510	NA	NA
METALS	SW6020	Vanadium, Total	VA	LYMW11 (3-4 ft)	1/15/2014 10:15	3	4	42		mg/kg		J	280-51290-1	233	NO	ALL DETECT	390	NO	ALL DETECT	510	NA	NA
METALS	SW6020	Vanadium, Total	VA	LYMW12 (2-3 ft)	1/15/2014 16:15	2	3	16		mg/kg			280-51290-1	233	NO	ALL DETECT	390	NO	ALL DETECT	510	NA	NA
METALS	SW6020	Vanadium, Total	VA	LYMW12 (3-4 ft)	1/16/2014 8:30	3	4	7.7		mg/kg			280-51344-1	233	NO	ALL DETECT	390	NO	ALL DETECT	510	NA	NA
METALS	SW6020	Vanadium, Total	VA	LYMW13 (6-7 ft)	1/15/2014 9:15	6	7	11		mg/kg		J	280-51290-1	233	NO	ALL DETECT	390	NO	ALL DETECT	510	NA	NA
METALS	SW6020	Vanadium, Total	VA	LYMW14 (6-7 ft)	1/15/2014 13:30	6	7	6.2		mg/kg		J	280-51290-1	233	NO	ALL DETECT	390	NO	ALL DETECT	510	NA	NA
METALS	SW6020	Zinc, Total	ZN	LYMW09 (3-4 ft)	1/16/2014 8:00	3	4	9.9		mg/kg			280-51344-1	311.5	NO	ALL DETECT	23,000	NO	ALL DETECT	31,000	NO	ALL DETECT
METALS	SW6020	Zinc, Total	ZN	LYMW09 (4-5 ft)	1/15/2014 15:15	4	5	13		mg/kg	B		280-51290-1	311.5	NO	ALL DETECT	23,000	NO	ALL DETECT	31,000	NO	ALL DETECT
METALS	SW6020	Zinc, Total	ZN	LYMW10 (2-3 ft)	1/15/2014 11:30	2	3	56		mg/kg			280-51290-1	311.5	NO	ALL DETECT	23,000	NO	ALL DETECT	31,000	NO	ALL DETECT
METALS	SW6020	Zinc, Total	ZN	LYMW11 (3-4 ft)	1/15/2014 10:15	3	4	62		mg/kg	B		280-51290-1	311.5	NO	ALL DETECT	23,000	NO	ALL DETECT	31,000	NO	ALL DETECT
METALS	SW6020	Zinc, Total	ZN	LYMW12 (2-3 ft)	1/15/2014 16:15	2	3	19		mg/kg			280-51290-1	311.5	NO	ALL DETECT	23,000	NO	ALL DETECT	31,000	NO	ALL DETECT
METALS	SW6020	Zinc, Total	ZN	LYMW12 (3-4 ft)	1/16/2014 8:30	3	4	8.7		mg/kg			280-51344-1	311.5	NO	ALL DETECT	23,000	NO	ALL DETECT	31,000	NO	ALL DETECT
METALS	SW6020	Zinc, Total	ZN	LYMW13 (6-7 ft)	1/15/2014 9:15	6	7	11		mg/kg	B	J	280-51290-1	311.5	NO	ALL DETECT	23,000	NO	ALL DETECT	31,000	NO	ALL DETECT
METALS	SW6020	Zinc, Total	ZN	LYMW14 (6-7 ft)	1/15/2014 13:30	6	7	9.6		mg/kg	B		280-51290-1	311.5	NO	ALL DETECT	23,000	NO	ALL DETECT	31,000	NO	ALL DETECT

Notes:
All results in milligrams per kilogram (mg/kg), unless otherwise noted.
Some RL and MDL values are represented as 0. These analytes do not have RLs or MDLs available.
MTGW and Residential screening values based on Fact Sheet #12, December 2013 (per Site workplan)
Industrial screening values from 2014 Regional Screening Levels (RSL)
ALL ND - All results were non-detect and the FOD is 0%
MDL - Method Detection Limit

MGTW - Migration to Groundwater
NL - Screening Value, Not-Listed
NA - Not Applicable
RL - Reporting Limit
SL - Screening Level

TABLE 3-7. STATISTICAL GROUNDWATER CONSTITUENT OF CONCERN (COC) SCREEN
WYOMING DEPARTMENT OF ENVIRONMENTAL QUALITY, LARAMIE FORMER YTTRIUM PLANT, LARAMIE, WYOMING

CATEGORY	ANALYTE	TRI-CAS	NUMBER OF SAMPLES	NUMBER OF DETECTS	PERCENT DETECTED	MINIMUM DETECTED	MAXIMUM DETECTED	MINIMUM REPORTING LIMIT[a]	MAXIMUM REPORTING LIMIT[a]	MINIMUM MDL[a]	MAXIMUM MDL[a]	CLEAN UP LEVEL [b]	IS THE FOD GREATER THAN 0%?	IS THE MAX DETECT > SL	RETAIN?	IS THE MAX MDL > SL	FINAL COMPOUNDS FOR RETENTION	QUALITATIVE REVIEW (see rules below)
VOC	1,2,3-TRICHLOROBENZENE	00087-61-6	19	1	5%	0.00013	0.00013	0.001	0.005	0.001	0.005	NL	YES	NA	Drop	NL	Drop	Rule 4
VOC	1,2,4-TRIMETHYLBENZENE	00095-63-6	8	1	13%	0.0096	0.0096	0.0004	0.0004	0.0004	0.0004	0.365	YES	NO	Drop	NO	Drop	Rule 5
VOC	1,3,5-TRIMETHYLBENZENE	00108-67-8	8	1	13%	0.0016	0.0016	0.0004	0.0004	0.0004	0.0004	1.82	YES	NO	Drop	NO	Drop	Rule 5
VOC	ACETONE	00067-64-1	19	2	11%	0.0023	0.0025	0.01	0.01	0.01	0.01	32.8	YES	NO	Drop	NO	Drop	Rule 5
VOC	ACETOPHENONE	00098-86-2	17	16	94%	0.00015	0.00095	0.005	0.005	0.005	0.005	NL	YES	NA	Drop	NL	Drop	Rule 4
VOC	BENZALDEHYDE	00100-52-7	17	7	41%	0.00021	0.00058	0.005	0.0053	0.005	0.0053	NL	YES	NA	Drop	NL	Drop	Rule 4
VOC	BENZENE	00071-43-2	19	1	5%	0.011	0.011	0.001	0.005	0.001	0.005	0.005	YES	YES	Retain	NO	Retain	Rule 2
VOC	BIPHENYL	00092-52-4	17	7	41%	0.00016	0.0064	0.005	0.0053	0.005	0.0053	NL	YES	NA	Drop	NL	Drop	Rule 4
VOC	BROMODICHLOROMETHANE	00075-27-4	8	1	13%	0.0006	0.0006	0.0003	0.0003	0.0003	0.0003	0.08	YES	NO	Drop	NO	Drop	Rule 5
VOC	CHLOROMETHANE	00074-87-3	19	1	5%	0.00039	0.00039	0.002	0.005	0.002	0.005	NL	YES	NA	Drop	NL	Drop	Rule 4
VOC	CIS-1,2-DICHLOROETHENE	00156-59-2	27	5	19%	0.00028	0.0013	0.0003	0.005	0.0003	0.005	0.07	YES	NO	Drop	NO	Drop	Rule 5
VOC	CYCLOHEXANE	00110-82-7	18	6	33%	0.00036	0.019	0.005	0.005	0.005	0.005	NL	YES	NA	Drop	NL	Drop	Rule 4
VOC	ETHYLBENZENE	00100-41-4	27	7	26%	0.00035	0.0092	0.0003	0.005	0.0003	0.005	0.7	YES	NO	Drop	NO	Drop	Rule 5
VOC	ISOPROPYLBENZENE	00098-82-8	27	8	30%	0.00034	0.0045	0.0003	0.005	0.0003	0.005	NL	YES	NA	Drop	NL	Drop	Rule 4
VOC	M,P-XYLENE	MPXYLENE	27	7	26%	0.00032	0.0042	0.0006	0.005	0.0006	0.005	7.29	YES	NO	Drop	NO	Drop	Rule 5
VOC	METHYL CYCLOHEXANE	00108-87-2	18	6	33%	0.00085	0.037	0.005	0.005	0.005	0.005	NL	YES	NA	Drop	NL	Drop	Rule 4
VOC	MTBE	01634-04-4	27	24	89%	0.00046	0.0042	0.0004	0.005	0.0004	0.005	0.0473	YES	NO	Drop	NO	Drop	Rule 5
VOC	N-BUTYLBENZENE	00104-51-8	8	1	13%	0.0027	0.0027	0.0004	0.0004	0.0004	0.0004	NL	YES	NA	Drop	NL	Drop	Rule 4
VOC	N-PROPYLBENZENE	00103-65-1	8	1	13%	0.0015	0.0015	0.0004	0.0004	0.0004	0.0004	NL	YES	NA	Drop	NL	Drop	Rule 4
VOC	O-XYLENE	00095-47-6	19	6	32%	0.00019	0.00079	0.001	0.005	0.001	0.005	7.29	YES	NO	Drop	NO	Drop	Rule 5
VOC	P-ISOPROPYLTOLUENE	00099-87-6	8	1	13%	0.0018	0.0018	0.0004	0.0004	0.0004	0.0004	NL	YES	NA	Drop	NL	Drop	Rule 4
VOC	SEC-BUTYLBENZENE	00135-98-8	8	2	25%	0.00031	0.0013	0.0003	0.0003	0.0003	0.0003	NL	YES	NA	Drop	NL	Drop	Rule 4
VOC	TETRACHLOROETHENE	00127-18-4	19	1	5%	0.00033	0.00033	0.001	0.005	0.001	0.005	0.005	YES	NO	Drop	NO	Drop	Rule 5
VOC	TOLUENE	00108-88-3	19	5	26%	0.0001	0.0007	0.001	0.005	0.001	0.005	1	YES	NO	Drop	NO	Drop	Rule 5
VOC	TRICHLOROETHENE	00079-01-6	27	2	7%	0.001	0.0024	0.0005	0.005	0.0005	0.005	0.005	YES	NO	Drop	NO	Drop	Rule 5

TABLE 3-7. STATISTICAL GROUNDWATER CONSTITUENT OF CONCERN (COC) SCREEN
WYOMING DEPARTMENT OF ENVIRONMENTAL QUALITY, LARAMIE FORMER YTTRIUM PLANT, LARAMIE, WYOMING

CATEGORY	ANALYTE	TRI-CAS	NUMBER OF SAMPLES	NUMBER OF DETECTS	PERCENT DETECTED	MINIMUM DETECTED	MAXIMUM DETECTED	MINIMUM REPORTING LIMIT[a]	MAXIMUM REPORTING LIMIT[a]	MINIMUM MDL[a]	MAXIMUM MDL[a]	CLEAN UP LEVEL [b]	IS THE FOD GREATER THAN 0%?	IS THE MAX DETECT > SL	RETAIN?	IS THE MAX MDL > SL	FINAL COMPOUNDS FOR RETENTION	QUALITATIVE REVIEW (see rules below)
SVOC	1,2,4-TRICHLOROBENZENE	00120-82-1	24	0	0%	ALL ND	ALL ND	0.0038	0.0042	0.00027	0.00029	0.07	NO	ALL ND	Drop	NO	Drop	Rule 5
SVOC	1,2-DICHLOROBENZENE	00095-50-1	24	0	0%	ALL ND	ALL ND	0.0038	0.0042	0.00022	0.00024	0.6	NO	ALL ND	Drop	NO	Drop	Rule 5
SVOC	1,4-DICHLOROBENZENE	00106-46-7	24	0	0%	ALL ND	ALL ND	0.0038	0.0042	0.0003	0.00034	0.075	NO	ALL ND	Drop	NO	Drop	Rule 5
SVOC	1-METHYLNAPHTHALENE	00090-12-0	31	16	52%	0.00004	0.036	0	0.0001	0	5.80E-06	0.00097	YES	YES	Retain	NO	Retain	Rule 2
SVOC	2,4-DIMETHYLPHENOL	00105-67-9	24	2	8%	0.001	0.0019	0.0095	0.011	0.00055	0.00061	0.729	YES	NO	Drop	NO	Drop	Rule 5
SVOC	2,4-DINITROTOLUENE	00121-14-2	41	1	2%	0.00032	0.00032	0.005	0.011	0.0016	0.0053	0.0729	YES	NO	Drop	NO	Drop	Rule 5
SVOC	2,6-DINITROTOLUENE	00606-20-2	24	0	0%	ALL ND	ALL ND	0.0095	0.011	0.0018	0.002	0.0365	NO	ALL ND	Drop	NO	Drop	Rule 5
SVOC	2-METHYLNAPHTHALENE	00091-57-6	31	12	39%	0.000026	0.0016	0	0.0001	0	5.30E-06	0.146	YES	NO	Drop	NO	Drop	Rule 5
SVOC	2-METHYLPHENOL	00095-48-7	24	0	0%	ALL ND	ALL ND	0.0095	0.011	0.00093	0.001	1.82	NO	ALL ND	Drop	NO	Drop	Rule 5
SVOC	3,3-DICHLOROBENZIDINE	00091-94-1	24	0	0%	ALL ND	ALL ND	0.047	0.053	0.0019	0.0021	0.000189	NO	ALL ND	Drop	YES	Drop	Rule 3
SVOC	3-METHYLPHENOL	00108-39-4	24	2	8%	0.00034	0.00047	0.0095	0.01	0.00024	0.00026	1.82	YES	NO	Drop	NO	Drop	Rule 5
SVOC	4-CHLOROANILINE	00106-47-8	24	0	0%	ALL ND	ALL ND	0.0095	0.011	0.002	0.0022	0.146	NO	ALL ND	Drop	NO	Drop	Rule 5
SVOC	4-METHYLPHENOL	00106-44-5	24	2	8%	0.00034	0.00047	0.0095	0.01	0.00024	0.00026	0.182	YES	NO	Drop	NO	Drop	Rule 5
SVOC	ACENAPHTHENE	00083-32-9	48	26	54%	0.000015	0.0029	0	0.0053	0	0.0053	2.19	YES	NO	Drop	NO	Drop	Rule 5
SVOC	ACENAPHTHYLENE	00208-96-8	48	13	27%	6.00E-06	0.00064	0	0.0053	0	0.0053	NL	YES	NA	Drop	NL	Drop	Rule 4
SVOC	ANTHRACENE	00120-12-7	48	27	56%	0.000023	0.00071	0	0.0053	0	0.0053	10.9	YES	NO	Drop	NO	Drop	Rule 5
SVOC	BENZO(A)ANTHRACENE	00056-55-3	48	10	21%	0.00001	0.00018	0	0.0053	0	0.0053	0.000117	YES	YES	Retain	YES	Retain	Rule 2
SVOC	BENZO(A)PYRENE	00050-32-8	48	6	13%	0.000012	0.00019	0	0.0053	0	0.0053	0.0002	YES	NO	Drop	YES	Drop	Rule 1
SVOC	BENZO(B)FLUORANTHENE	00205-99-2	31	4	13%	6.60E-06	0.000022	0	0.00011	0	3.60E-06	0.000117	YES	NO	Drop	NO	Drop	Rule 5
SVOC	BENZO(G,H,I)PERYLENE	00191-24-2	48	10	21%	5.00E-06	0.00025	0.00001	0.0053	3.30E-06	0.0053	NL	YES	NA	Drop	NL	Drop	Rule 4
SVOC	BENZO(K)FLUORANTHENE	00207-08-9	24	0	0%	ALL ND	ALL ND	0.000094	0.00011	4.80E-06	5.30E-06	0.00117	NO	ALL ND	Drop	NO	Drop	Rule 5
SVOC	BIS(2-CHLOROETHYL)ETHER	00111-44-4	24	0	0%	ALL ND	ALL ND	0.0095	0.011	0.00039	0.00043	0.0000773	NO	ALL ND	Drop	YES	Drop	Rule 3
SVOC	BIS(2-ETHYLHEXYL)PHTHALATE	00117-81-7	48	21	44%	0.00059	0.0043	0.00075	0.011	0.00053	0.00077	0.006	YES	NO	Drop	NO	Drop	Rule 5
SVOC	BUTYLBENZYLPHTHALATE	00085-68-7	24	0	0%	ALL ND	ALL ND	0.0038	0.0042	0.00095	0.0011	7.29	NO	ALL ND	Drop	NO	Drop	Rule 5
SVOC	CARBAZOLE	00086-74-8	24	3	13%	0.00057	0.0012	0.0038	0.0042	0.00041	0.00045	NL	YES	NA	Drop	NL	Drop	Rule 4
SVOC	CHRYSENE	00218-01-9	31	8	26%	0.000012	0.00021	0	0.00011	0	3.40E-06	0.0117	YES	NO	Drop	NO	Drop	Rule 5
SVOC	DIBENZO(A,H)ANTHRACENE	00053-70-3	31	3	10%	4.00E-06	0.000018	0	0.00011	0	5.10E-06	0.0000117	YES	YES	Retain	NO	Retain	Rule 2
SVOC	DIBENZOFURAN	00132-64-9	48	18	38%	0.000024	0.002	0.000095	0.0053	0.000014	0.0053	0.00058	YES	YES	Retain	YES	Retain	Rule 2
SVOC	DIETHYLPHTHALATE	00084-66-2	48	2	4%	0.00016	0.00037	0.00028	0.0053	0.00028	0.0053	29.2	YES	NO	Drop	NO	Drop	Rule 5
SVOC	DI-N-BUTYLPHTHALATE	00084-74-2	48	9	19%	0.00016	0.00062	0.00022	0.0053	0.00022	0.0053	3.65	YES	NO	Drop	NO	Drop	Rule 5
SVOC	DI-N-OCTYLPHTHALATE	00117-84-0	31	1	3%	0.00061	0.00061	0.00016	0.0042	0.00016	0.00037	0.016	YES	NO	Drop	NO	Drop	Rule 5
SVOC	FLUORANTHENE	00206-44-0	31	9	29%	4.90E-06	0.000072	0	0.0001	0	7.60E-05	1.46	YES	NO	Drop	NO	Drop	Rule 5
SVOC	FLUORENE	00086-73-7	48	27	56%	7.00E-06	0.0039	0	0.0053	0	0.0053	1.46	YES	NO	Drop	NO	Drop	Rule 5
SVOC	HEXACHLOROBUTADIENE	00087-68-3	24	0	0%	ALL ND	ALL ND	0.0095	0.011	0.0031	0.0035	0.00109	NO	ALL ND	Drop	YES	Drop	Rule 3
SVOC	EXACHLOROCYCLOPENTADIEN	00077-47-4	24	0	0%	ALL ND	ALL ND	0.047	0.053	0.0095	0.011	0.05	NO	ALL ND	Drop	NO	Drop	Rule 5
SVOC	HEXACHLOROETHANE	00067-72-1	24	0	0%	ALL ND	ALL ND	0.0095	0.011	0.002	0.0022	0.00608	NO	ALL ND	Drop	NO	Drop	Rule 5
SVOC	INDENO(1,2,3-CD)PYRENE	00193-39-5	31	2	6%	0.000013	0.000013	0	0.00011	0	0.000016	0.000117	YES	NO	Drop	NO	Drop	Rule 5
SVOC	ISOPHORONE	00078-59-1	24	0	0%	ALL ND	ALL ND	0.0095	0.011	0.0002	0.00022	0.0895	NO	ALL ND	Drop	NO	Drop	Rule 5
SVOC	NAPHTHALENE	00091-20-3	56	28	50%	0.000023	0.0036	0	0.0053	0	0.0053	0.729	YES	NO	Drop	NO	Drop	Rule 5
SVOC	NITROBENZENE	00098-95-3	24	0	0%	ALL ND	ALL ND	0.0095	0.011	0.00077	0.00085	0.0729	NO	ALL ND	Drop	NO	Drop	Rule 5
SVOC	N-NITROSODI-N-PROPYLAMINE	00621-64-7	24	0	0%	ALL ND	ALL ND	0.0095	0.011	0.00033	0.00037	0.0000122	NO	ALL ND	Drop	YES	Drop	Rule 3
SVOC	N-NITROSODIPHENYLAMINE	00086-30-6	24	0	0%	ALL ND	ALL ND	0.0095	0.011	0.00042	0.00046	0.0174	NO	ALL ND	Drop	NO	Drop	Rule 5
SVOC	PHENANTHRENE	00085-01-8	48	23	48%	7.00E-06	0.0037	0	0.0053	0	0.0053	NL	YES	NA	Drop	NL	Drop	Rule 4
SVOC	PHENOL	00108-95-2	41	6	15%	0.00016	0.00021	0.005	0.011	0.0019	0.0053	10.9	YES	NO	Drop	NO	Drop	Rule 5
SVOC	PYRENE	00129-00-0	48	21	44%	0.000016	0.001	0	0.0053	0	0.0053	1.09	YES	NO	Drop	NO	Drop	Rule 5
SVOC	PYRIDINE	00110-86-1	24	0	0%	ALL ND	ALL ND	0.019	0.021	0.0016	0.0018	0.0365	NO	ALL ND	Drop	NO	Drop	Rule 5

TABLE 3-7. STATISTICAL GROUNDWATER CONSTITUENT OF CONCERN (COC) SCREEN
WYOMING DEPARTMENT OF ENVIRONMENTAL QUALITY, LARAMIE FORMER YTTRIUM PLANT, LARAMIE, WYOMING

CATEGORY	ANALYTE	TRI-CAS	NUMBER OF SAMPLES	NUMBER OF DETECTS	PERCENT DETECTED	MINIMUM DETECTED	MAXIMUM DETECTED	MINIMUM REPORTING LIMIT[a]	MAXIMUM REPORTING LIMIT[a]	MINIMUM MDL[a]	MAXIMUM MDL[a]	CLEAN UP LEVEL [b]	IS THE FOD GREATER THAN 0%?	IS THE MAX DETECT > SL	RETAIN?	IS THE MAX MDL > SL	FINAL COMPOUNDS FOR RETENTION	QUALITATIVE REVIEW (see rules below)
METALS	ALUMINUM, DISSOLVED	DAL	24	0	0%	ALL ND	ALL ND	0.1	0.1	0.018	0.018	36.5	NO	ALL ND	Drop	NO	Drop	Rule 5
METALS	ALUMINUM, TOTAL	AL	48	36	75%	0.025	21.8	0.1	0.1	0.018	0.018	36.5	YES	NO	Drop	NO	Drop	Rule 5
METALS	ANTIMONY, DISSOLVED	DSB	24	3	13%	0.00055	0.00065	0.002	0.002	0.0004	0.002	0.006	YES	NO	Drop	NO	Drop	Rule 5
METALS	ANTIMONY, TOTAL	SB	24	3	13%	0.00061	0.00096	0.002	0.002	0.0004	0.002	0.006	YES	NO	Drop	NO	Drop	Rule 5
METALS	ARSENIC, DISSOLVED	DAS	24	9	38%	0.00037	0.001	0.005	0.005	0.00033	0.00033	0.01	YES	NO	Drop	NO	Drop	Rule 5
METALS	ARSENIC, TOTAL	AS	48	22	46%	0.00036	0.0302	0.004	0.01	0.00033	0.01	0.01	YES	YES	Retain	NO	Retain	Rule 2
METALS	BARIUM, DISSOLVED	DBA	24	24	100%	0.018	0.22	ALL DETECTS	ALL DETECTS	ALL DETECTS	ALL DETECTS	2	YES	NO	Drop	ALL DETECT	Drop	Rule 5
METALS	BARIUM, TOTAL	BA	49	49	100%	0.018	0.37	ALL DETECTS	ALL DETECTS	ALL DETECTS	ALL DETECTS	2	YES	NO	Drop	ALL DETECT	Drop	Rule 5
METALS	BERYLLIUM, DISSOLVED	DBE	24	0	0%	ALL ND	ALL ND	0.001	0.005	0.00008	0.005	0.004	NO	ALL ND	Drop	YES	Drop	Rule 3
METALS	BERYLLIUM, TOTAL	BE	48	18	38%	0.0001	0.0027	0.001	0.005	0.00008	0.005	0.004	YES	NO	Drop	YES	Drop	Rule 1
METALS	BORON, DISSOLVED	DB	24	24	100%	1.3	2.9	ALL DETECTS	ALL DETECTS	ALL DETECTS	ALL DETECTS	0.75	YES	YES	Retain	ALL DETECT	Retain	Rule 2
METALS	BORON, TOTAL	B	24	24	100%	1.3	2.9	ALL DETECTS	ALL DETECTS	ALL DETECTS	ALL DETECTS	0.75	YES	YES	Retain	ALL DETECT	Retain	Rule 2
METALS	CADMIUM, DISSOLVED	DCD	24	4	17%	0.00016	0.00022	0.001	0.001	0.0001	0.0001	0.005	YES	NO	Drop	NO	Drop	Rule 5
METALS	CADMIUM, TOTAL	CD	49	19	39%	0.00012	0.0019	0.0003	0.005	0.0001	0.005	0.005	YES	NO	Drop	NO	Drop	Rule 5
METALS	CALCIUM, DISSOLVED	DCA	24	24	100%	170	350	ALL DETECTS	ALL DETECTS	ALL DETECTS	ALL DETECTS	0.005	YES	YES	Retain	ALL DETECT	Retain	Rule 2
METALS	CALCIUM, TOTAL	CA	72	72	100%	169	36000	ALL DETECTS	ALL DETECTS	ALL DETECTS	ALL DETECTS	0.005	YES	YES	Retain	ALL DETECT	Retain	Rule 2
METALS	CHROMIUM, DISSOLVED	DCR	24	0	0%	ALL ND	ALL ND	0.002	0.002	0.0005	0.0005	0.1	NO	ALL ND	Drop	NO	Drop	Rule 5
METALS	CHROMIUM, TOTAL	CR	49	19	39%	0.0005	0.0563	0.002	0.01	0.0005	0.01	0.1	YES	NO	Drop	NO	Drop	Rule 5
METALS	COBALT, DISSOLVED	DCO	24	23	96%	0.000055	0.0013	0.001	0.001	0.00005	0.00005	0.0109	YES	NO	Drop	NO	Drop	Rule 5
METALS	COBALT, TOTAL	CO	48	42	88%	0.000055	0.0152	0.05	0.05	0.05	0.05	0.0109	YES	YES	Retain	YES	Retain	Rule 2
METALS	COPPER, DISSOLVED	DCU	24	5	21%	0.00058	0.0021	0.002	0.002	0.00056	0.00056	1.3	YES	NO	Drop	NO	Drop	Rule 5
METALS	COPPER, TOTAL	CU	48	29	60%	0.00058	0.76	0.002	0.025	0.00056	0.025	1.3	YES	NO	Drop	NO	Drop	Rule 5
METALS	IRON, DISSOLVED	DFE	24	19	79%	0.023	17	0.1	0.1	0.022	0.022	25.5	YES	NO	Drop	NO	Drop	Rule 5
METALS	IRON, TOTAL	FE	48	48	100%	0.042	70.5	ALL DETECTS	ALL DETECTS	ALL DETECTS	ALL DETECTS	25.5	YES	YES	Retain	ALL DETECT	Retain	Rule 2
METALS	LEAD, DISSOLVED	DPB	24	1	4%	0.00033	0.00033	0.001	0.001	0.00018	0.00018	0.015	YES	NO	Drop	NO	Drop	Rule 5
METALS	LEAD, TOTAL	PB	48	27	56%	0.00021	0.0616	0.001	0.001	0.00018	0.00018	0.015	YES	YES	Retain	NO	Retain	Rule 2
METALS	MAGNESIUM, DISSOLVED	DMG	24	24	100%	180	310	ALL DETECTS	ALL DETECTS	ALL DETECTS	ALL DETECTS	NL	YES	NA	Drop	NL	Drop	Rule 4
METALS	MAGNESIUM, TOTAL	MG	72	72	100%	144	358	ALL DETECTS	ALL DETECTS	ALL DETECTS	ALL DETECTS	NL	YES	NA	Drop	NL	Drop	Rule 4
METALS	MANGANESE, DISSOLVED	DMN	24	24	100%	0.17	5.3	ALL DETECTS	ALL DETECTS	ALL DETECTS	ALL DETECTS	0.05	YES	YES	Retain	ALL DETECT	Retain	Rule 2
METALS	MANGANESE, TOTAL	MN	48	48	100%	0.17	9.28	ALL DETECTS	ALL DETECTS	ALL DETECTS	ALL DETECTS	0.05	YES	YES	Retain	ALL DETECT	Retain	Rule 2
METALS	MERCURY, DISSOLVED	DHG	24	0	0%	ALL ND	ALL ND	0.0002	0.0002	0.00003	0.00003	0.002	NO	ALL ND	Drop	NO	Drop	Rule 5
METALS	MERCURY, TOTAL	HG	31	4	13%	0.00004	0.0191	0.00002	0.0002	0.00002	0.00003	0.002	YES	YES	Retain	NO	Retain	Rule 2
METALS	NICKEL, DISSOLVED	DNI	24	24	100%	0.0012	0.0074	ALL DETECTS	ALL DETECTS	ALL DETECTS	ALL DETECTS	0.729	YES	NO	Drop	ALL DETECT	Drop	Rule 5
METALS	NICKEL, TOTAL	NI	48	48	100%	0.001	0.0347	ALL DETECTS	ALL DETECTS	ALL DETECTS	ALL DETECTS	0.729	YES	NO	Drop	ALL DETECT	Drop	Rule 5
METALS	POTASSIUM, DISSOLVED	DK	24	24	100%	4.9	7.9	ALL DETECTS	ALL DETECTS	ALL DETECTS	ALL DETECTS	NL	YES	NA	Drop	NL	Drop	Rule 4
METALS	POTASSIUM, TOTAL	K	48	48	100%	6.28E-06	10.8	ALL DETECTS	ALL DETECTS	ALL DETECTS	ALL DETECTS	NL	YES	NA	Drop	NL	Drop	Rule 4
METALS	SELENIUM, DISSOLVED	DSE	24	0	0%	ALL ND	ALL ND	0.005	0.005	0.0007	0.0007	0.05	NO	ALL ND	Drop	NO	Drop	Rule 5
METALS	SELENIUM, TOTAL	SE	49	12	24%	0.002	0.022	0.005	0.035	0.0007	0.035	0.05	YES	NO	Drop	NO	Drop	Rule 5
METALS	SILVER, DISSOLVED	DAG	24	0	0%	ALL ND	ALL ND	0.005	0.005	0.00003	0.00003	0.1	NO	ALL ND	Drop	NO	Drop	Rule 5
METALS	SILVER, TOTAL	AG	41	2	5%	0.0017	0.0024	0.005	0.01	0.00003	0.01	0.1	YES	NO	Drop	NO	Drop	Rule 5
METALS	SODIUM, DISSOLVED	DNA	24	24	100%	210	360	ALL DETECTS	ALL DETECTS	ALL DETECTS	ALL DETECTS	NL	YES	NA	Drop	NL	Drop	Rule 4
METALS	SODIUM, TOTAL	NA	72	72	100%	0.000208	405	ALL DETECTS	ALL DETECTS	ALL DETECTS	ALL DETECTS	NL	YES	NA	Drop	NL	Drop	Rule 4
METALS	THALLIUM, DISSOLVED	DTL	24	0	0%	ALL ND	ALL ND	0.001	0.001	0.00005	0.001	0.002	NO	ALL ND	Drop	NO	Drop	Rule 5
METALS	THALLIUM, TOTAL	TL	48	11	23%	0.0013	0.0066	0.001	0.025	0.00005	0.025	0.002	YES	YES	Retain	YES	Retain	Rule 2
METALS	VANADIUM, DISSOLVED	DVA	24	9	38%	0.00069	0.0024	0.005	0.005	0.0005	0.0005	0.255	YES	NO	Drop	NO	Drop	Rule 5
METALS	VANADIUM, TOTAL	VA	48	37	77%	0.00056	0.123	0.005	0.05	0.0005	0.05	0.255	YES	NO	Drop	NO	Drop	Rule 5
METALS	ZINC, DISSOLVED	DZN	24	9	38%	0.002	0.0045	0.01	0.01	0.002	0.01	5	YES	NO	Drop	NO	Drop	Rule 5
METALS	ZINC, TOTAL	ZN	48	31	65%	0.001	0.204	0.01	0.01	0.002	0.01	5	YES	NO	Drop	NO	Drop	Rule 5

TABLE 3-7. STATISTICAL GROUNDWATER CONSTITUENT OF CONCERN (COC) SCREEN
WYOMING DEPARTMENT OF ENVIRONMENTAL QUALITY, LARAMIE FORMER YTTRIUM PLANT, LARAMIE, WYOMING

CATEGORY	ANALYTE	TRI-CAS	NUMBER OF SAMPLES	NUMBER OF DETECTS	PERCENT DETECTED	MINIMUM DETECTED	MAXIMUM DETECTED	MINIMUM REPORTING LIMIT[a]	MAXIMUM REPORTING LIMIT[a]	MINIMUM MDL[a]	MAXIMUM MDL[a]	CLEAN UP LEVEL [b]	IS THE FOD GREATER THAN 0%?	IS THE MAX DETECT > SL	RETAIN?	IS THE MAX MDL > SL	FINAL COMPOUNDS FOR RETENTION	QUALITATIVE REVIEW (see rules below)
GENERAL	CHLORIDE	CHLORIDE	24	24	100%	170	390	ALL DETECTS	ALL DETECTS	ALL DETECTS	ALL DETECTS	250	YES	YES	Retain	ALL DETECT	Retain	Rule 2
GENERAL	CONDUCTANCE FIELD	SPCON_F	24	24	100%	1691	2820	ALL DETECTS	ALL DETECTS	ALL DETECTS	ALL DETECTS	NL	YES	NA	Drop	NL	Drop	Rule 4
GENERAL	OXYGEN, DISSOLVED	O2_DIS	24	24	100%	-0.64	6.45	ALL DETECTS	ALL DETECTS	ALL DETECTS	ALL DETECTS	NL	YES	NA	Drop	NL	Drop	Rule 4
GENERAL	PH	PH	24	24	100%	5.42	7.52	ALL DETECTS	ALL DETECTS	ALL DETECTS	ALL DETECTS	8.5	YES	NO	Drop	ALL DETECT	Drop	Rule 5
GENERAL	PH, LABORATORY	PH_LAB	24	24	100%	6.8	7.37	ALL DETECTS	ALL DETECTS	ALL DETECTS	ALL DETECTS	8.5	YES	NO	Drop	ALL DETECT	Drop	Rule 5
GENERAL	REDOX	REDOX	24	24	100%	-335	304	ALL DETECTS	ALL DETECTS	ALL DETECTS	ALL DETECTS	NL	YES	NA	Drop	NL	Drop	Rule 4
GENERAL	SODIUM ADSORPTION RATIO	SAR	24	24	100%	2.3	3.6	ALL DETECTS	ALL DETECTS	ALL DETECTS	ALL DETECTS	NL	YES	NA	Drop	NL	Drop	Rule 4
GENERAL	SOLIDS, TOTAL DISSOLVED	TDS	23	23	100%	2000	6400	ALL DETECTS	ALL DETECTS	ALL DETECTS	ALL DETECTS	500	YES	YES	Retain	ALL DETECT	Retain	Rule 2
GENERAL	SULFATE	SULFATE	23	23	100%	900	1800	ALL DETECTS	ALL DETECTS	ALL DETECTS	ALL DETECTS	250	YES	YES	Retain	ALL DETECT	Retain	Rule 2
GENERAL	TEMPERATURE	TEMP	24	24	100%	4.17	7.38	ALL DETECTS	ALL DETECTS	ALL DETECTS	ALL DETECTS	NL	YES	NA	Drop	NL	Drop	Rule 4
GENERAL	TURBIDITY, FIELD	TURBIDITY_FIELD	24	24	100%	0	61.6	ALL DETECTS	ALL DETECTS	ALL DETECTS	ALL DETECTS	NL	YES	NA	Drop	NL	Drop	Rule 4
TPH	TPH DRO	TEH1	48	40	83%	0.00019	5.6	0.00024	0.26	0.00024	0.046	1.1	YES	YES	Retain	NO	Retain	Rule 2
TPH	TPH GRO	TVH1	48	39	81%	0.01	0.9	0.025	0.03	0.01	0.03	7.3	YES	NO	Drop	NO	Drop	Rule 5

Notes:
All results in mg/kg
Some RL and MDL values are represented as 0. These analytes do not have RLs or MDLs available.
a - The most conservative screening level of m and p xylenes used.
b - Results based on removal of detected RL's and MDLs
c - Screening Values based on Fact Sheet #13, December 2013 (per Site workplan)
ALL ND - All results were non-detect and the FOD is 0%
Drop - Analyte meets requirements to drop from COC List
FOD - Frequency of Detect
Retain - Retain Analyte for Further Evaluation
MDL - Method Detection Limit

MGTW - Migration to Groundwater
NL - Screening Value, Not-Listed
NA - Not Applicable
RL - Reporting Limit
SL - Screening Level
MAX - Maximum
MIN - Minimum

Qualitative Review:
Rule 1 - If the MDL exceeds the screening value, but all data are historic, drop from COC list.
Rule 2 - If the analyte is detected and above the screening value then retain.
Rule 3 - If not detected but retained in either the surface or subsurface soils, then retain.
Rule 4 - If no screening value, drop.
Rule 5 - If the detected results and the non-detected results are below the screening value, then drop.

In the case where both Rule 1 and Rule 3 applied, the WDEQ evaluated results against both current and historical data.

TABLE 3-8. SUMMARY OF STATISTICAL GROUNDWATER CONSTITUENT OF CONCERN (COC) SCREEN
WYOMING DEPARTMENT OF ENVIRONMENTAL QUALITY, LARAMIE FORMER YTTRIUM PLANT, LARAMIE, WYOMING

CATEGORY	ANALYTE	TRI-CAS	FOD[1]		POINT SCREEN[2]		FINAL LIST[4]	EXPLANATION
			FOD[1]	MDL[3]	POINT[2]	MDL[3]		
VOC	BENZENE	00071-43-2	X		X		X	
SVOC	1-METHYLNAPHTHALENE	00090-12-0	X		X		X	
SVOC	3,3-DICHLOROBENZIDINE	00091-94-1		X		X		
SVOC	BENZO(A)ANTHRACENE	00056-55-3	X	X	X	X	X	
SVOC	BENZO(A)PYRENE	00050-32-8		X		X		All Historical
SVOC	BIS(2-CHLOROETHYL)ETHER	00111-44-4		X		X		
SVOC	DIBENZO(A,H)ANTHRACENE	00053-70-3	X		X		X	
SVOC	DIBENZOFURAN	00132-64-9	X	X	X	X	X	
SVOC	HEXACHLOROBUTADIENE	00087-68-3		X		X		
SVOC	N-NITROSODI-N-PROPYLAMINE	00621-64-7		X		X		
METALS	ARSENIC, TOTAL	AS	X		X		X	
METALS	BERYLLIUM, TOTAL	BE		X		X		All Historical
METALS	BORON, DISSOLVED	DB	X		X		X	
METALS	BORON, TOTAL	B	X		X		X	
METALS	CALCIUM, DISSOLVED	DCA	X		X		X	
METALS	CALCIUM, TOTAL	CA	X		X		X	
METALS	COBALT, TOTAL	CO	X	X	X	X	X	
METALS	IRON, TOTAL	FE	X		X		X	
METALS	LEAD, TOTAL	PB	X		X		X	
METALS	MANGANESE, DISSOLVED	DMN	X		X		X	
METALS	MANGANESE, TOTAL	MN	X		X		X	
METALS	MERCURY, TOTAL	HG	X		X		X	
METALS	THALLIUM, TOTAL	TL	X	X	X	X	X	
GENERAL	CHLORIDE	CHLORIDE	X		X		X	
GENERAL	SOLIDS, TOTAL DISSOLVED	TDS	X		X		X	
GENERAL	SULFATE	SULFATE	X		X		X	
TPH	TPH DRO	TEH1	X		X		X	

Notes:

1 - Screen with summary stats and Frequency of Detects.

2 - Individual value point by point screen

3 - Retained values from MDL screen in each scenario

4 - After applying all rules (see individual screening tables), final retained analytes.

FOD - Frequency of Detect

MDL - Method Detection Limit

General constituents are not considered actual COCs since they are not related to human or ecological risks.

TABLE 3-9. GROUNDWATER POINT-BY-POINT CONSTITUENT OF CONCERN (COC) SCREEN
WYOMING DEPARTMENT OF ENVIRONMENTAL QUALITY, LARAMIE FORMER YTTRIUM PLANT, LARAMIE, WYOMING

CATEGORY	METHOD	ANALYTE	TRI-CAS	SAMPLE ID	DATE/TIME SAMPLED	DETECTED RESULT	NON-DETECTED RESULT (METHOD DETECTION LIMIT (MDL))	UNITS	LAB QUALIFIER	DATA VALIDATION QUALIFIER	LABORATORY DATA SET NUMBER	WATER CLEAN-UP LEVEL - FACT SHEET #13 (mg/L)	IS DETECT VALUE > SCREENING LEVEL	IS MDL > SCREENING LEVEL
SVOC	SW 8270C-SIM	Fluoranthene	00206-44-0	LYMW01	1/23/2014 9:20		0.0000046	mg/L	U		280-51471-1	1.46	ND	NO
SVOC	SW 8270C-SIM	Fluoranthene	00206-44-0	LYMW01	4/1/2014 15:15		0.0000045	mg/L	U		280-53804-1	1.46	ND	NO
SVOC	SW 8270C-SIM	Benzo(b)fluoranthene	00205-99-2	LYMW01	1/23/2014 9:20		0.0000035	mg/L	U		280-51471-1	0.000117	ND	NO
SVOC	SW 8270C-SIM	Indeno(1,2,3-cd)pyrene	00193-39-5	LYMW01	4/1/2014 15:15		0.000015	mg/L	U		280-53804-1	0.000117	ND	NO
SVOC	SW 8270C-SIM	Benzo(b)fluoranthene	00205-99-2	LYMW01	4/1/2014 15:15		0.0000035	mg/L	U		280-53804-1	0.000117	ND	NO
SVOC	SW 8270C-SIM	Benzo(g,h,i)perylene	00191-24-2	LYMW01	4/1/2014 15:15		0.0000036	mg/L	U		280-53804-1		NA	NA
SVOC	SW 8270C-SIM	Benzo(g,h,i)perylene	00191-24-2	LYMW01	1/23/2014 9:20		0.0000036	mg/L	U		280-51471-1		NA	NA
SVOC	SW 8270C-SIM	Indeno(1,2,3-cd)pyrene	00193-39-5	LYMW01	1/23/2014 9:20		0.000015	mg/L	U		280-51471-1	0.000117	ND	NO
SVOC	SW 8270C-SIM	Acenaphthylene	00208-96-8	LYMW01	4/1/2014 15:15		0.00001	mg/L	U		280-53804-1		NA	NA
SVOC	SW 8270C-SIM	Acenaphthylene	00208-96-8	LYMW01	1/23/2014 9:20		0.00001	mg/L	U		280-51471-1		NA	NA
SVOC	SW 8270C-SIM	Chrysene	00218-01-9	LYMW01	1/23/2014 9:20		0.0000032	mg/L	U		280-51471-1	0.0117	ND	NO
SVOC	SW 8270C-SIM	Benzo(k)fluoranthene	00207-08-9	LYMW01	4/1/2014 15:15		0.0000051	mg/L	U		280-53804-1	0.00117	ND	NO
SVOC	SW 8270C-SIM	Benzo(k)fluoranthene	00207-08-9	LYMW01	1/23/2014 9:20		0.0000051	mg/L	U		280-51471-1	0.00117	ND	NO
SVOC	SW 8270C-SIM	Anthracene	00120-12-7	LYMW01	1/23/2014 9:20		0.000014	mg/L	U		280-51471-1	10.9	ND	NO
SVOC	SW 8270C-SIM	Anthracene	00120-12-7	LYMW01	4/1/2014 15:15		0.000014	mg/L	U		280-53804-1	10.9	ND	NO
SVOC	SW 8270C-SIM	Chrysene	00218-01-9	LYMW01	4/1/2014 15:15		0.0000032	mg/L	U		280-53804-1	0.0117	ND	NO
SVOC	SW 8270C-SIM	Dibenzofuran	00132-64-9	LYMW01	1/23/2014 9:20		0.000015	mg/L	U		280-51471-1	0.00058	ND	NO
SVOC	SW 8270C-SIM	Dibenzofuran	00132-64-9	LYMW01	4/1/2014 15:15		0.000015	mg/L	U		280-53804-1	0.00058	ND	NO
SVOC	SW 8270C-SIM	Pyrene	00129-00-0	LYMW01	1/23/2014 9:20		0.0000082	mg/L	U		280-51471-1	1.09	ND	NO
SVOC	SW 8270C-SIM	Pyrene	00129-00-0	LYMW01	4/1/2014 15:15		0.0000081	mg/L	U		280-53804-1	1.09	ND	NO
SVOC	SW 8270C-SIM	1-Methylnaphthalene	00090-12-0	LYMW01	1/23/2014 9:20		0.0000057	mg/L	U		280-51471-1	0.00097	ND	NO
SVOC	SW 8270C-SIM	1-Methylnaphthalene	00090-12-0	LYMW01	4/1/2014 15:15		0.0000057	mg/L	U		280-53804-1	0.00097	ND	NO
SVOC	SW 8270C-SIM	2-Methylnaphthalene	00091-57-6	LYMW01	1/23/2014 9:20		0.0000052	mg/L	U		280-51471-1	0.146	ND	NO
SVOC	SW 8270C-SIM	Naphthalene	00091-20-3	LYMW01	1/23/2014 9:20		0.0000054	mg/L	U		280-51471-1	0.729	ND	NO
SVOC	SW 8270C-SIM	Naphthalene	00091-20-3	LYMW01	4/1/2014 15:15		0.0000053	mg/L	U		280-53804-1	0.729	ND	NO
SVOC	SW 8270C-SIM	2-Methylnaphthalene	00091-57-6	LYMW01	4/1/2014 15:15		0.0000052	mg/L	U		280-53804-1	0.146	ND	NO
SVOC	SW 8270C-SIM	Acenaphthene	00083-32-9	LYMW01	1/23/2014 9:20		0.000011	mg/L	U		280-51471-1	2.19	ND	NO
SVOC	SW 8270C-SIM	Acenaphthene	00083-32-9	LYMW01	4/1/2014 15:15		0.000011	mg/L	U		280-53804-1	2.19	ND	NO

TABLE 3-9. GROUNDWATER POINT-BY-POINT CONSTITUENT OF CONCERN (COC) SCREEN
WYOMING DEPARTMENT OF ENVIRONMENTAL QUALITY, LARAMIE FORMER YTTRIUM PLANT, LARAMIE, WYOMING

CATEGORY	METHOD	ANALYTE	TRI-CAS	SAMPLE ID	DATE/TIME SAMPLED	DETECTED RESULT	NON-DETECTED RESULT (METHOD DETECTION LIMIT (MDL))	UNITS	LAB QUALIFIER	DATA VALIDATION QUALIFIER	LABORATORY DATA SET NUMBER	WATER CLEAN-UP LEVEL - FACT SHEET #13 (mg/L)	IS DETECT VALUE > SCREENING LEVEL	IS MDL > SCREENING LEVEL
SVOC	SW 8270C-SIM	Phenanthrene	00085-01-8	LYMW01	4/1/2014 15:15		0.0000098	mg/L	U		280-53804-1		NA	NA
SVOC	SW 8270C-SIM	Phenanthrene	00085-01-8	LYMW01	1/23/2014 9:20		0.0000099	mg/L	U		280-51471-1		NA	NA
SVOC	SW 8270C-SIM	Fluorene	00086-73-7	LYMW01	4/1/2014 15:15		0.000019	mg/L	U		280-53804-1	1.46	ND	NO
SVOC	SW 8270C-SIM	Fluorene	00086-73-7	LYMW01	1/23/2014 9:20		0.000019	mg/L	U		280-51471-1	1.46	ND	NO
SVOC	SW 8270C-SIM	Benzo(a)anthracene	00056-55-3	LYMW01	4/1/2014 15:15		0.0000032	mg/L	U		280-53804-1	0.000117	ND	NO
SVOC	SW 8270C-SIM	Dibenzo(a,h)anthracene	00053-70-3	LYMW01	1/23/2014 9:20		0.0000049	mg/L	U		280-51471-1	0.0000117	ND	NO
SVOC	SW 8270C-SIM	Benzo(a)anthracene	00056-55-3	LYMW01	1/23/2014 9:20		0.0000033	mg/L	U		280-51471-1	0.000117	ND	NO
SVOC	SW 8270C-SIM	Dibenzo(a,h)anthracene	00053-70-3	LYMW01	4/1/2014 15:15		0.0000048	mg/L	U		280-53804-1	0.0000117	ND	NO
SVOC	SW 8270C-SIM	Benzo(a)pyrene	00050-32-8	LYMW01	4/1/2014 15:15		0.0000052	mg/L	U		280-53804-1	0.0002	ND	NO
SVOC	SW 8270C	Hexachloroethane	00067-72-1	LYMW01	4/1/2014 15:15		0.0021	mg/L	U		280-53804-1	0.00608	ND	NO
SVOC	SW 8270C	Hexachloroethane	00067-72-1	LYMW01	1/23/2014 9:20		0.002	mg/L	U		280-51471-1	0.00608	ND	NO
SVOC	SW 8270C-SIM	Benzo(a)pyrene	00050-32-8	LYMW01	1/23/2014 9:20		0.0000052	mg/L	U		280-51471-1	0.0002	ND	NO
SVOC	SW 8270C	Isophorone	00078-59-1	LYMW01	4/1/2014 15:15		0.00021	mg/L	U		280-53804-1	0.0895	ND	NO
SVOC	SW 8270C	Isophorone	00078-59-1	LYMW01	1/23/2014 9:20		0.0002	mg/L	U		280-51471-1	0.0895	ND	NO
SVOC	SW 8270C	Hexachlorocyclopentadiene	00077-47-4	LYMW01	4/1/2014 15:15		0.01	mg/L	U		280-53804-1	0.05	ND	NO
SVOC	SW 8270C	Hexachlorocyclopentadiene	00077-47-4	LYMW01	1/23/2014 9:20		0.0096	mg/L	U		280-51471-1	0.05	ND	NO
SVOC	SW 8270C	N-Nitrosodiphenylamine	00086-30-6	LYMW01	4/1/2014 15:15		0.00044	mg/L	U		280-53804-1	0.0174	ND	NO
SVOC	SW 8270C	N-Nitrosodiphenylamine	00086-30-6	LYMW01	1/23/2014 9:20		0.00042	mg/L	U		280-51471-1	0.0174	ND	NO
SVOC	SW 8270C	Butylbenzylphthalate	00085-68-7	LYMW01	4/1/2014 15:15		0.001	mg/L	U		280-53804-1	7.29	ND	NO
SVOC	SW 8270C	Butylbenzylphthalate	00085-68-7	LYMW01	1/23/2014 9:20		0.00096	mg/L	U		280-51471-1	7.29	ND	NO
SVOC	SW 8270C	Carbazole	00086-74-8	LYMW01	1/23/2014 9:20		0.00041	mg/L	U		280-51471-1		NA	NA
SVOC	SW 8270C	Carbazole	00086-74-8	LYMW01	4/1/2014 15:15		0.00043	mg/L	U		280-53804-1		NA	NA
SVOC	SW 8270C	Di-n-butylphthalate	00084-74-2	LYMW01	4/1/2014 15:15		0.0012	mg/L	U		280-53804-1	3.65	ND	NO
SVOC	SW 8270C	Diethylphthalate	00084-66-2	LYMW01	4/1/2014 15:15		0.00038	mg/L	U		280-53804-1	29.2	ND	NO
SVOC	SW 8270C	Diethylphthalate	00084-66-2	LYMW01	1/23/2014 9:20		0.00036	mg/L	U		280-51471-1	29.2	ND	NO
SVOC	SW 8270C	Di-n-butylphthalate	00084-74-2	LYMW01	1/23/2014 9:20		0.0011	mg/L	U		280-51471-1	3.65	ND	NO
SVOC	SW 8270C	3,3-Dichlorobenzidine	00091-94-1	LYMW01	4/1/2014 15:15		0.002	mg/L	U	UJ	280-53804-1	0.000189	ND	YES
SVOC	SW 8270C	3,3-Dichlorobenzidine	00091-94-1	LYMW01	1/23/2014 9:20		0.0019	mg/L	U		280-51471-1	0.000189	ND	YES
SVOC	SW 8270C	Hexachlorobutadiene	00087-68-3	LYMW01	4/1/2014 15:15		0.0033	mg/L	U		280-53804-1	0.00109	ND	YES
SVOC	SW 8270C	Nitrobenzene	00098-95-3	LYMW01	1/23/2014 9:20		0.00078	mg/L	U		280-51471-1	0.0729	ND	NO
SVOC	SW 8270C	Nitrobenzene	00098-95-3	LYMW01	4/1/2014 15:15		0.00081	mg/L	U		280-53804-1	0.0729	ND	NO
SVOC	SW 8270C	Hexachlorobutadiene	00087-68-3	LYMW01	1/23/2014 9:20		0.0032	mg/L	U		280-51471-1	0.00109	ND	YES
SVOC	SW 8270C	1,2-Dichlorobenzene	00095-50-1	LYMW01	4/1/2014 15:15		0.00023	mg/L	U		280-53804-1	0.6	ND	NO
SVOC	SW 8270C	1,2-Dichlorobenzene	00095-50-1	LYMW01	1/23/2014 9:20		0.00022	mg/L	U		280-51471-1	0.6	ND	NO
SVOC	SW 8270C	2-Methylphenol	00095-48-7	LYMW01	4/1/2014 15:15		0.00098	mg/L	U		280-53804-1	1.82	ND	NO
SVOC	SW 8270C	2-Methylphenol	00095-48-7	LYMW01	1/23/2014 9:20		0.00094	mg/L	U		280-51471-1	1.82	ND	NO
SVOC	SW 8270C	3-Methylphenol	00108-39-4	LYMW01	4/1/2014 15:15		0.00025	mg/L	U		280-53804-1	1.82	ND	NO
SVOC	SW 8270C	3-Methylphenol	00108-39-4	LYMW01	1/23/2014 9:20		0.00024	mg/L	U		280-51471-1	1.82	ND	NO
SVOC	SW 8270C	4-Chloroaniline	00106-47-8	LYMW01	1/23/2014 9:20		0.0021	mg/L	U		280-51471-1	0.146	ND	NO
SVOC	SW 8270C	1,4-Dichlorobenzene	00106-46-7	LYMW01	1/23/2014 9:20		0.00031	mg/L	U		280-51471-1	0.075	ND	NO

TABLE 3-9. GROUNDWATER POINT-BY-POINT CONSTITUENT OF CONCERN (COC) SCREEN
WYOMING DEPARTMENT OF ENVIRONMENTAL QUALITY, LARAMIE FORMER YTTRIUM PLANT, LARAMIE, WYOMING

CATEGORY	METHOD	ANALYTE	TRI-CAS	SAMPLE ID	DATE/TIME SAMPLED	DETECTED RESULT	NON-DETECTED RESULT (METHOD DETECTION LIMIT (MDL))	UNITS	LAB QUALIFIER	DATA VALIDATION QUALIFIER	LABORATORY DATA SET NUMBER	WATER CLEAN-UP LEVEL - FACT SHEET #13 (mg/L)	IS DETECT VALUE > SCREENING LEVEL	IS MDL > SCREENING LEVEL
SVOC	SW 8270C	1,4-Dichlorobenzene	00106-46-7	LYMW01	4/1/2014 15:15		0.00032	mg/L	U		280-53804-1	0.075	ND	NO
SVOC	SW 8270C	4-Chloroaniline	00106-47-8	LYMW01	4/1/2014 15:15		0.0021	mg/L	U		280-53804-1	0.146	ND	NO
SVOC	SW 8270C	4-Methylphenol	00106-44-5	LYMW01	4/1/2014 15:15		0.00025	mg/L	U		280-53804-1	0.182	ND	NO
SVOC	SW 8270C	4-Methylphenol	00106-44-5	LYMW01	1/23/2014 9:20		0.00024	mg/L	U		280-51471-1	0.182	ND	NO
SVOC	SW 8270C	2,4-Dimethylphenol	00105-67-9	LYMW01	4/1/2014 15:15		0.00058	mg/L	U		280-53804-1	0.729	ND	NO
SVOC	SW 8270C	2,4-Dimethylphenol	00105-67-9	LYMW01	1/23/2014 9:20		0.00056	mg/L	U		280-51471-1	0.729	ND	NO
SVOC	SW 8270C	Phenol	00108-95-2	LYMW01	1/23/2014 9:20		0.0019	mg/L	U		280-51471-1	10.9	ND	NO
SVOC	SW 8270C	Bis(2-chloroethyl)ether	00111-44-4	LYMW01	1/23/2014 9:20		0.00039	mg/L	U		280-51471-1	0.0000773	ND	YES
SVOC	SW 8270C	Phenol	00108-95-2	LYMW01	4/1/2014 15:15		0.002	mg/L	U		280-53804-1	10.9	ND	NO
SVOC	SW 8270C	Pyridine	00110-86-1	LYMW01	4/1/2014 15:15		0.0017	mg/L	U		280-53804-1	0.0365	ND	NO
SVOC	SW 8270C	Pyridine	00110-86-1	LYMW01	1/23/2014 9:20		0.0016	mg/L	U		280-51471-1	0.0365	ND	NO
SVOC	SW 8270C	Bis(2-chloroethyl)ether	00111-44-4	LYMW01	4/1/2014 15:15		0.00041	mg/L	U		280-53804-1	0.0000773	ND	YES
GENERAL	SW 9045C Mod	pH, Laboratory	PH_LAB	LYMW01	1/23/2014 9:20	7.06		Std Units	HF	J	280-51471-1		NA	NA
GENERAL	SW 9045C Mod	pH, Laboratory	PH_LAB	LYMW01	4/1/2014 15:15	6.99		Std Units	HF	J	280-53804-1		NA	NA
GENERAL	SW 9056_28D	Sulfate	SULFATE	LYMW01	1/23/2014 9:20	1300		mg/L			280-51471-1	250	YES	DETECTED
GENERAL	SW 9056_28D	Chloride	CHLORIDE	LYMW01	1/23/2014 9:20	210		mg/L			280-51471-1	250	NO	DETECTED
GENERAL	SW 9056A_28D	Chloride	CHLORIDE	LYMW01	4/1/2014 15:15	170		mg/L			280-53804-1	250	NO	DETECTED
GENERAL	SW 9056A_28D	Sulfate	SULFATE	LYMW01	4/1/2014 15:15	1300		mg/L			280-53804-1	250	YES	DETECTED
METALS	SW6020	Nickel, Dissolved	DNI	LYMW01	4/1/2014 15:15	0.0027		mg/L			280-53804-1	0.729	NO	DETECTED
METALS	SW6020	Nickel, Dissolved	DNI	LYMW01	1/23/2014 9:20	0.0031		mg/L			280-51471-1	0.729	NO	DETECTED
METALS	SW6020	Lead, Dissolved	DPB	LYMW01	1/23/2014 9:20		0.00018	mg/L	U		280-51471-1	0.015	ND	NO
METALS	SW6020	Lead, Dissolved	DPB	LYMW01	4/1/2014 15:15		0.00018	mg/L	U		280-53804-1	0.015	ND	NO
METALS	SW6020	Antimony, Dissolved	DSB	LYMW01	4/1/2014 15:15		0.0004	mg/L	U		280-53804-1	0.006	ND	NO
METALS	SW6020	Antimony, Dissolved	DSB	LYMW01	1/23/2014 9:20		0.0004	mg/L	U		280-51471-1	0.006	ND	NO
METALS	SW6020	Selenium, Dissolved	DSE	LYMW01	1/23/2014 9:20		0.0007	mg/L	U		280-51471-1	0.05	ND	NO
METALS	SW6020	Selenium, Dissolved	DSE	LYMW01	4/1/2014 15:15		0.0007	mg/L	U		280-53804-1	0.05	ND	NO
METALS	SW6020	Thallium, Dissolved	DTL	LYMW01	4/1/2014 15:15		0.00005	mg/L	U		280-53804-1	0.002	ND	NO
METALS	SW6020	Thallium, Dissolved	DTL	LYMW01	1/23/2014 9:20		0.00005	mg/L	U		280-51471-1	0.002	ND	NO
METALS	SW6020	Vanadium, Dissolved	DVA	LYMW01	1/23/2014 9:20	0.00093		mg/L	J	J	280-51471-1	0.255	NO	DETECTED
METALS	SW6020	Vanadium, Dissolved	DVA	LYMW01	4/1/2014 15:15	0.00069		mg/L	J	J	280-53804-1	0.255	NO	DETECTED
METALS	SW6020	Zinc, Dissolved	DZN	LYMW01	4/1/2014 15:15		0.002	mg/L	U		280-53804-1	5	ND	NO
METALS	SW6020	Zinc, Dissolved	DZN	LYMW01	1/23/2014 9:20	0.0025		mg/L	J	J	280-51471-1	5	NO	DETECTED
METALS	SW6020	Manganese, Dissolved	DMN	LYMW01	4/1/2014 15:15	0.25		mg/L			280-53804-1	0.05	YES	DETECTED
METALS	SW6020	Manganese, Dissolved	DMN	LYMW01	1/23/2014 9:20	0.29		mg/L			280-51471-1	0.05	YES	DETECTED
METALS	SW6020	Barium, Dissolved	DBA	LYMW01	1/23/2014 9:20	0.022		mg/L			280-51471-1	2	NO	DETECTED
METALS	SW6020	Barium, Dissolved	DBA	LYMW01	4/1/2014 15:15	0.018		mg/L			280-53804-1	2	NO	DETECTED
METALS	SW6020	Beryllium, Dissolved	DBE	LYMW01	4/1/2014 15:15	0.001		mg/L	J	U	280-53804-1	0.004	NO	DETECTED
METALS	SW6020	Beryllium, Dissolved	DBE	LYMW01	1/23/2014 9:20		0.0004	mg/L	U		280-51471-1	0.004	ND	NO
METALS	SW6020	Cadmium, Dissolved	DCD	LYMW01	4/1/2014 15:15	0.00019		mg/L	J	J	280-53804-1	0.005	NO	DETECTED
METALS	SW6020	Cadmium, Dissolved	DCD	LYMW01	1/23/2014 9:20	0.00022		mg/L	J	J	280-51471-1	0.005	NO	DETECTED
METALS	SW6020	Cobalt, Dissolved	DCO	LYMW01	1/23/2014 9:20	0.0011		mg/L			280-51471-1	0.0109	NO	DETECTED
METALS	SW6020	Chromium, Dissolved	DCR	LYMW01	4/1/2014 15:15		0.0005	mg/L	U		280-53804-1	0.1	ND	NO
METALS	SW6020	Cobalt, Dissolved	DCO	LYMW01	4/1/2014 15:15	0.00098		mg/L	J	J	280-53804-1	0.0109	NO	DETECTED
METALS	SW6020	Chromium, Dissolved	DCR	LYMW01	1/23/2014 9:20		0.0005	mg/L	U		280-51471-1	0.1	ND	NO
METALS	SW6020	Copper, Dissolved	DCU	LYMW01	1/23/2014 9:20	0.00069		mg/L	J	J	280-51471-1	1.3	NO	DETECTED
METALS	SW6020	Copper, Dissolved	DCU	LYMW01	4/1/2014 15:15		0.00056	mg/L	U		280-53804-1	1.3	ND	NO

TABLE 3-9. GROUNDWATER POINT-BY-POINT CONSTITUENT OF CONCERN (COC) SCREEN
WYOMING DEPARTMENT OF ENVIRONMENTAL QUALITY, LARAMIE FORMER YTTRIUM PLANT, LARAMIE, WYOMING

CATEGORY	METHOD	ANALYTE	TRI-CAS	SAMPLE ID	DATE/TIME SAMPLED	DETECTED RESULT	NON-DETECTED RESULT (METHOD DETECTION LIMIT (MDL))	UNITS	LAB QUALIFIER	DATA VALIDATION QUALIFIER	LABORATORY DATA SET NUMBER	WATER CLEAN-UP LEVEL - FACT SHEET #13 (mg/L)	IS DETECT VALUE > SCREENING LEVEL	IS MDL > SCREENING LEVEL
METALS	SW6020	Thallium, Total	TL	LYMW01	1/23/2014 9:20	0.001		mg/L	J	U	280-51471-1	0.002	NO	DETECTED
METALS	SW6020	Thallium, Total	TL	LYMW01	4/1/2014 15:15		0.00005	mg/L	U		280-53804-1	0.002	ND	NO
METALS	SW6020	Antimony, Total	SB	LYMW01	4/1/2014 15:15		0.0004	mg/L	U		280-53804-1	0.006	ND	NO
METALS	SW6020	Antimony, Total	SB	LYMW01	1/23/2014 9:20	0.002		mg/L	J	U	280-51471-1	0.006	NO	DETECTED
METALS	SW6020	Selenium, Total	SE	LYMW01	1/23/2014 9:20		0.0007	mg/L	U		280-51471-1	0.05	ND	NO
METALS	SW6020	Selenium, Total	SE	LYMW01	4/1/2014 15:15		0.0007	mg/L	U		280-53804-1	0.05	ND	NO
METALS	SW6020	Nickel, Total	NI	LYMW01	1/23/2014 9:20	0.0033		mg/L			280-51471-1	0.729	NO	DETECTED
METALS	SW6020	Nickel, Total	NI	LYMW01	4/1/2014 15:15	0.0032		mg/L			280-53804-1	0.729	NO	DETECTED
METALS	SW6020	Lead, Total	PB	LYMW01	1/23/2014 9:20		0.00018	mg/L	U		280-51471-1	0.015	ND	NO
METALS	SW6020	Lead, Total	PB	LYMW01	4/1/2014 15:15		0.00018	mg/L	U		280-53804-1	0.015	ND	NO
METALS	SW6020	Manganese, Total	MN	LYMW01	1/23/2014 9:20	0.31		mg/L			280-51471-1	0.05	YES	DETECTED
METALS	SW6020	Manganese, Total	MN	LYMW01	4/1/2014 15:15	0.26		mg/L	B		280-53804-1	0.05	YES	DETECTED
METALS	SW6020	Vanadium, Total	VA	LYMW01	4/1/2014 15:15	0.00056		mg/L	J	J	280-53804-1	0.255	NO	DETECTED
METALS	SW6020	Zinc, Total	ZN	LYMW01	1/23/2014 9:20	0.0024		mg/L	J	J	280-51471-1	5	NO	DETECTED
METALS	SW6020	Vanadium, Total	VA	LYMW01	1/23/2014 9:20	0.005		mg/L	J B	U	280-51471-1	0.255	NO	DETECTED
METALS	SW6020	Zinc, Total	ZN	LYMW01	4/1/2014 15:15		0.002	mg/L	U		280-53804-1	5	ND	NO
METALS	SW6020	Cobalt, Total	CO	LYMW01	4/1/2014 15:15	0.0011		mg/L			280-53804-1	0.0109	NO	DETECTED
METALS	SW6020	Cobalt, Total	CO	LYMW01	1/23/2014 9:20	0.0013		mg/L			280-51471-1	0.0109	NO	DETECTED
METALS	SW6020	Cadmium, Total	CD	LYMW01	4/1/2014 15:15	0.00019		mg/L	J	J	280-53804-1	0.005	NO	DETECTED
METALS	SW6020	Cadmium, Total	CD	LYMW01	1/23/2014 9:20	0.00015		mg/L	J	J	280-51471-1	0.005	NO	DETECTED
METALS	SW6020	Arsenic, Dissolved	DAS	LYMW01	1/23/2014 9:20		0.00033	mg/L	U		280-51471-1	0.01	ND	NO
METALS	SW6020	Arsenic, Dissolved	DAS	LYMW01	4/1/2014 15:15		0.00033	mg/L	U		280-53804-1	0.01	ND	NO
METALS	SW6020	Silver, Dissolved	DAG	LYMW01	1/23/2014 9:20		0.000033	mg/L	U		280-51471-1	0.1	ND	NO
METALS	SW6020	Silver, Dissolved	DAG	LYMW01	4/1/2014 15:15		0.000033	mg/L	U		280-53804-1	0.1	ND	NO
METALS	SW6020	Chromium, Total	CR	LYMW01	1/23/2014 9:20		0.0005	mg/L	U		280-51471-1	0.1	ND	NO
METALS	SW6020	Chromium, Total	CR	LYMW01	4/1/2014 15:15		0.0005	mg/L	U		280-53804-1	0.1	ND	NO
METALS	SW6020	Copper, Total	CU	LYMW01	4/1/2014 15:15	0.0022		mg/L			280-53804-1	1.3	NO	DETECTED
METALS	SW6020	Copper, Total	CU	LYMW01	1/23/2014 9:20	0.00097		mg/L	J	J	280-51471-1	1.3	NO	DETECTED
METALS	SW6020	Barium, Total	BA	LYMW01	1/23/2014 9:20	0.022		mg/L			280-51471-1	2	NO	DETECTED
METALS	SW6020	Barium, Total	BA	LYMW01	4/1/2014 15:15	0.018		mg/L			280-53804-1	2	NO	DETECTED
METALS	SW6020	Beryllium, Total	BE	LYMW01	4/1/2014 15:15		0.00008	mg/L	U		280-53804-1	0.004	ND	NO
METALS	SW6020	Beryllium, Total	BE	LYMW01	1/23/2014 9:20	0.0001		mg/L	J	J	280-51471-1	0.004	NO	DETECTED
METALS	SW6020	Arsenic, Total	AS	LYMW01	4/1/2014 15:15	0.00036		mg/L	J	J	280-53804-1	0.01	NO	DETECTED
METALS	SW6020	Arsenic, Total	AS	LYMW01	1/23/2014 9:20	0.00036		mg/L	J	J	280-51471-1	0.01	NO	DETECTED
METALS	SW6020	Silver, Total	AG	LYMW01	1/23/2014 9:20		0.000033	mg/L	U		280-51471-1	0.1	ND	NO
METALS	SW6020	Silver, Total	AG	LYMW01	4/1/2014 15:15		0.000033	mg/L	U		280-53804-1	0.1	ND	NO
SVOC	SW 8270C	1,2,4-Trichlorobenzene	00120-82-1	LYMW01	4/1/2014 15:15		0.00028	mg/L	U		280-53804-1	0.07	ND	NO
SVOC	SW 8270C	1,2,4-Trichlorobenzene	00120-82-1	LYMW01	1/23/2014 9:20		0.00027	mg/L	U		280-51471-1	0.07	ND	NO
SVOC	SW 8270C	2,4-Dinitrotoluene	00121-14-2	LYMW01	4/1/2014 15:15		0.0017	mg/L	U		280-53804-1	0.0729	ND	NO
SVOC	SW 8270C	2,4-Dinitrotoluene	00121-14-2	LYMW01	1/23/2014 9:20		0.0016	mg/L	U		280-51471-1	0.0729	ND	NO
SVOC	SW 8270C	Di-n-octylphthalate	00117-84-0	LYMW01	1/23/2014 9:20		0.00034	mg/L	U		280-51471-1	0.016	ND	NO
SVOC	SW 8270C	Di-n-octylphthalate	00117-84-0	LYMW01	4/1/2014 15:15		0.00035	mg/L	U		280-53804-1	0.016	ND	NO
SVOC	SW 8270C	Bis(2-ethylhexyl)phthalate	00117-81-7	LYMW01	1/23/2014 9:20		0.00054	mg/L	U		280-51471-1	0.006	ND	NO
SVOC	SW 8270C	Bis(2-ethylhexyl)phthalate	00117-81-7	LYMW01	4/1/2014 15:15		0.00056	mg/L	U		280-53804-1	0.006	ND	NO
SVOC	SW 8270C	N-Nitrosodi-n-propylamine	00621-64-7	LYMW01	1/23/2014 9:20		0.00034	mg/L	U		280-51471-1	0.0000122	ND	YES
SVOC	SW 8270C	N-Nitrosodi-n-propylamine	00621-64-7	LYMW01	4/1/2014 15:15		0.00035	mg/L	U		280-53804-1	0.0000122	ND	YES
SVOC	SW 8270C	2,6-Dinitrotoluene	00606-20-2	LYMW01	1/23/2014 9:20		0.0018	mg/L	U		280-51471-1	0.0365	ND	NO
SVOC	SW 8270C	2,6-Dinitrotoluene	00606-20-2	LYMW01	4/1/2014 15:15		0.0019	mg/L	U		280-53804-1	0.0365	ND	NO
GENERAL	SW 8015C_GRO	TPH GRO	TVH1	LYMW01	4/1/2014 15:15	0.014		mg/L	J	J	280-53804-1	7.3	NO	DETECTED

TABLE 3-9. GROUNDWATER POINT-BY-POINT CONSTITUENT OF CONCERN (COC) SCREEN
WYOMING DEPARTMENT OF ENVIRONMENTAL QUALITY, LARAMIE FORMER YTTRIUM PLANT, LARAMIE, WYOMING

CATEGORY	METHOD	ANALYTE	TRI-CAS	SAMPLE ID	DATE/TIME SAMPLED	DETECTED RESULT	NON-DETECTED RESULT (METHOD DETECTION LIMIT (MDL))	UNITS	LAB QUALIFIER	DATA VALIDATION QUALIFIER	LABORATORY DATA SET NUMBER	WATER CLEAN-UP LEVEL - FACT SHEET #13 (mg/L)	IS DETECT VALUE > SCREENING LEVEL	IS MDL > SCREENING LEVEL
GENERAL	SW 8015C-DRO	TPH DRO	TEH1	LYMW01	1/23/2014 9:20	0.063		mg/L	J	J	280-51471-1	1.1	NO	DETECTED
GENERAL	SW 8015C-DRO	TPH DRO	TEH1	LYMW01	4/1/2014 15:15	0.068		mg/L	J	J	280-53804-1	1.1	NO	DETECTED
METALS	SW 7470A	Mercury, Dissolved	DHG	LYMW01	1/23/2014 9:20		0.000027	mg/L	U		280-51471-1	0.002	ND	NO
METALS	SW 7470A	Mercury, Dissolved	DHG	LYMW01	4/1/2014 15:15		0.000027	mg/L	U		280-53804-1	0.002	ND	NO
METALS	SW 7470A	Mercury, Total	HG	LYMW01	4/1/2014 15:15		0.000027	mg/L	U		280-53804-1	0.002	ND	NO
METALS	SW 7470A	Mercury, Total	HG	LYMW01	1/23/2014 9:20		0.000027	mg/L	U		280-51471-1	0.002	ND	NO
GENERAL	SW 8015C_GRO	TPH GRO	TVH1	LYMW01	1/23/2014 9:20		0.01	mg/L	U		280-51471-1	7.3	ND	NO
METALS	SW 6010B	Calcium, Total	CA	LYMW01	1/23/2014 9:20	260		mg/L			280-51471-1	0.005	YES	DETECTED
METALS	SW 6010B	Magnesium, Total	MG	LYMW01	4/1/2014 15:15	200		mg/L			280-53804-1		NA	NA
METALS	SW 6010B	Sodium, Total	NA	LYMW01	1/23/2014 9:20	210		mg/L			280-51471-1		NA	NA
METALS	SW 6010B	Magnesium, Total	MG	LYMW01	1/23/2014 9:20	220		mg/L			280-51471-1		NA	NA
METALS	SW 6010B	Sodium, Total	NA	LYMW01	4/1/2014 15:15	210		mg/L			280-53804-1		NA	NA
METALS	SW 6010B	Potassium, Total	K	LYMW01	1/23/2014 9:20	5.9		mg/L			280-51471-1		NA	NA
METALS	SW 6010B	Potassium, Total	K	LYMW01	4/1/2014 15:15	5.5		mg/L			280-53804-1		NA	NA
METALS	SW 6010B	Iron, Total	FE	LYMW01	1/23/2014 9:20	0.046		mg/L	J	J	280-51471-1	25.5	NO	DETECTED
METALS	SW 6010B	Iron, Total	FE	LYMW01	4/1/2014 15:15	0.042		mg/L	J	J	280-53804-1	25.5	NO	DETECTED
METALS	SW 6010B	Iron, Dissolved	DFE	LYMW01	4/1/2014 15:15		0.022	mg/L	U	UJ	280-53804-1	25.5	ND	NO
METALS	SW 6010B	Iron, Dissolved	DFE	LYMW01	1/23/2014 9:20		0.022	mg/L	U		280-51471-1	25.5	ND	NO
METALS	SW 6010B	Sodium, Dissolved	DNA	LYMW01	1/23/2014 9:20	210		mg/L			280-51471-1		NA	NA
METALS	SW 6010B	Sodium, Dissolved	DNA	LYMW01	4/1/2014 15:15	210		mg/L			280-53804-1		NA	NA
METALS	SW 6010B	Calcium, Dissolved	DCA	LYMW01	1/23/2014 9:20	260		mg/L			280-51471-1	0.005	YES	DETECTED
METALS	SW 6010B	Calcium, Dissolved	DCA	LYMW01	4/1/2014 15:15	240		mg/L			280-53804-1	0.005	YES	DETECTED
METALS	SW 6010B	Boron, Dissolved	DB	LYMW01	4/1/2014 15:15	1.9		mg/L			280-53804-1	0.75	YES	DETECTED
METALS	SW 6010B	Boron, Dissolved	DB	LYMW01	1/23/2014 9:20	1.8		mg/L			280-51471-1	0.75	YES	DETECTED
METALS	SW 6010B	Potassium, Dissolved	DK	LYMW01	4/1/2014 15:15	5.8		mg/L			280-53804-1		NA	NA
METALS	SW 6010B	Potassium, Dissolved	DK	LYMW01	1/23/2014 9:20	5.9		mg/L			280-51471-1		NA	NA
METALS	SW 6010B	Magnesium, Dissolved	DMG	LYMW01	1/23/2014 9:20	230		mg/L			280-51471-1		NA	NA
METALS	SW 6010B	Magnesium, Dissolved	DMG	LYMW01	4/1/2014 15:15	210		mg/L			280-53804-1		NA	NA
GENERAL	SM 2540C	Solids, Total Dissolved	TDS	LYMW01	1/23/2014 9:20	2500		mg/L			280-51471-1	500	YES	DETECTED
METALS	SW 6010B	Aluminum, Total	AL	LYMW01	4/1/2014 15:15	0.025		mg/L	J ^	J	280-53804-1	36.5	NO	DETECTED
METALS	SW 6010B	Aluminum, Total	AL	LYMW01	1/23/2014 9:20		0.018	mg/L	U		280-51471-1	36.5	ND	NO
METALS	SW 6010B	Boron, Total	B	LYMW01	4/1/2014 15:15	1.8		mg/L	B		280-53804-1	0.75	YES	DETECTED
METALS	SW 6010B	Boron, Total	B	LYMW01	1/23/2014 9:20	1.8		mg/L			280-51471-1	0.75	YES	DETECTED
METALS	SW 6010B	Aluminum, Dissolved	DAL	LYMW01	4/1/2014 15:15		0.018	mg/L	U		280-53804-1	36.5	ND	NO
METALS	SW 6010B	Aluminum, Dissolved	DAL	LYMW01	1/23/2014 9:20		0.018	mg/L	U		280-51471-1	36.5	ND	NO
METALS	SW 6010B	Calcium, Total	CA	LYMW01	4/1/2014 15:15	240		mg/L			280-53804-1	0.005	YES	DETECTED
GENERAL	20B	Calcium, Total	CA	LYMW01	1/23/2014 9:20	250		mg/L			280-51471-1	0.005	YES	DETECTED
GENERAL	20B	Calcium, Total	CA	LYMW01	4/1/2014 15:15	240		mg/L			280-53804-1	0.005	YES	DETECTED
GENERAL	20B	Magnesium, Total	MG	LYMW01	4/1/2014 15:15	210		mg/L			280-53804-1		NA	NA
GENERAL	20B	Magnesium, Total	MG	LYMW01	1/23/2014 9:20	230		mg/L			280-51471-1		NA	NA
GENERAL	20B	Sodium, Total	NA	LYMW01	4/1/2014 15:15	210		mg/L			280-53804-1		NA	NA
GENERAL	20B	Sodium, Total	NA	LYMW01	1/23/2014 9:20	210		mg/L			280-51471-1		NA	NA
GENERAL	20B	Sodium Adsorption Ratio	SAR	LYMW01	1/23/2014 9:20	2.3		unitless			280-51471-1		NA	NA
GENERAL	20B	Sodium Adsorption Ratio	SAR	LYMW01	4/1/2014 15:15	2.4		unitless			280-53804-1		NA	NA
METALS	6010B	Lead, Total	PB	LYMW01	6/4/2012 0:00	0.0069		mg/L			Historical	0.015	NO	DETECTED
METALS	6010B	Selenium, Total	SE	LYMW01	6/4/2012 0:00	0.0041		mg/L	J		Historical	0.05	NO	DETECTED
METALS	6010B	Nickel, Total	NI	LYMW01	6/4/2012 0:00	0.0088		mg/L			Historical	0.729	NO	DETECTED

TABLE 3-9. GROUNDWATER POINT-BY-POINT CONSTITUENT OF CONCERN (COC) SCREEN
WYOMING DEPARTMENT OF ENVIRONMENTAL QUALITY, LARAMIE FORMER YTTRIUM PLANT, LARAMIE, WYOMING

CATEGORY	METHOD	ANALYTE	TRI-CAS	SAMPLE ID	DATE/TIME SAMPLED	DETECTED RESULT	NON-DETECTED RESULT (METHOD DETECTION LIMIT (MDL))	UNITS	LAB QUALIFIER	DATA VALIDATION QUALIFIER	LABORATORY DATA SET NUMBER	WATER CLEAN-UP LEVEL - FACT SHEET #13 (mg/L)	IS DETECT VALUE > SCREENING LEVEL	IS MDL > SCREENING LEVEL
METALS	6010B	Sodium, Total	NA	LYMW01	6/4/2012 0:00	0.000208		mg/L			Historical		NA	NA
METALS	6010B	Magnesium, Total	MG	LYMW01	6/4/2012 0:00	240		mg/L			Historical		NA	NA
METALS	6010B	Manganese, Total	MN	LYMW01	6/4/2012 0:00	0.514		mg/L			Historical	0.05	YES	DETECTED
METALS	6010B	Mercury, Total	HG	LYMW01	6/4/2012 0:00		0.000016	mg/L	U		Historical	0.002	ND	NO
METALS	6010B	Potassium, Total	K	LYMW01	6/4/2012 0:00	0.00000628		mg/L			Historical		NA	NA
METALS	6010B	Iron, Total	FE	LYMW01	6/4/2012 0:00	8.91		mg/L			Historical	25.5	NO	DETECTED
METALS	6010B	Thallium, Total	TL	LYMW01	6/4/2012 0:00		0.0025	mg/L	U		Historical	0.002	ND	YES
METALS	6010B	Vanadium, Total	VA	LYMW01	6/4/2012 0:00	0.0123		mg/L			Historical	0.255	NO	DETECTED
METALS	6010B	Zinc, Total	ZN	LYMW01	6/4/2012 0:00	0.0497		mg/L			Historical	5	NO	DETECTED
METALS	6010B	Cadmium, Total	CD	LYMW01	6/4/2012 0:00		0.0003	mg/L	U		Historical	0.005	ND	NO
METALS	6010B	Calcium, Total	CA	LYMW01	6/4/2012 0:00	294		mg/L			Historical	0.005	YES	DETECTED
METALS	6010B	Chromium, Total	CR	LYMW01	6/4/2012 0:00	0.0144		mg/L			Historical	0.1	NO	DETECTED
METALS	6010B	Cobalt, Total	CO	LYMW01	6/4/2012 0:00	0.0038		mg/L			Historical	0.0109	NO	DETECTED
METALS	6010B	Copper, Total	CU	LYMW01	6/4/2012 0:00	0.0175		mg/L			Historical	1.3	NO	DETECTED
METALS	6010B	Beryllium, Total	BE	LYMW01	6/4/2012 0:00	0.00026		mg/L	J		Historical	0.004	NO	DETECTED
METALS	6010B	Barium, Total	BA	LYMW01	6/4/2012 0:00	0.064		mg/L			Historical	2	NO	DETECTED
METALS	6010B	Aluminum, Total	AL	LYMW01	6/4/2012 0:00	5.09		mg/L			Historical	36.5	NO	DETECTED
METALS	6010B	Arsenic, Total	AS	LYMW01	6/4/2012 0:00		0.004	mg/L	U		Historical	0.01	ND	NO
GENERAL	8015M	TPH DRO	TEH1	LYMW01	6/4/2012 0:00	0.46		mg/L			Historical	1.1	NO	DETECTED
GENERAL	8015M	TPH GRO	TVH1	LYMW01	6/4/2012 0:00		0.03	mg/L	U		Historical	7.3	ND	NO
VOC	8260	m,p-Xylene	MPXYLENE	LYMW01	6/4/2012 0:00		0.0006	mg/L	U		Historical	7.29	ND	NO
VOC	8260	MTBE	01634-04-4	LYMW01	6/4/2012 0:00	0.0035		mg/L			Historical	0.0473	NO	DETECTED
VOC	8260	p-Isopropyltoluene	00099-87-6	LYMW01	6/4/2012 0:00		0.0004	mg/L	U		Historical		NA	NA
VOC	8260	Ethylbenzene	00100-41-4	LYMW01	6/4/2012 0:00		0.0003	mg/L	U		Historical	0.7	ND	NO
VOC	8260	Naphthalene	00091-20-3	LYMW01	6/4/2012 0:00		0.0003	mg/L	U		Historical	0.729	ND	NO
VOC	8260	sec-Butylbenzene	00135-98-8	LYMW01	6/4/2012 0:00		0.0003	mg/L	U		Historical		NA	NA
VOC	8260	cis-1,2-Dichloroethene	00156-59-2	LYMW01	6/4/2012 0:00		0.0003	mg/L	U		Historical	0.07	ND	NO
VOC	8260	Bromodichloromethane	00075-27-4	LYMW01	6/4/2012 0:00		0.0003	mg/L	U		Historical	0.08	ND	NO
VOC	8260	Trichloroethene	00079-01-6	LYMW01	6/4/2012 0:00		0.0005	mg/L	U		Historical	0.005	ND	NO
VOC	8260	1,2,4-Trimethylbenzene	00095-63-6	LYMW01	6/4/2012 0:00		0.0004	mg/L	U		Historical	0.365	ND	NO
VOC	8260	Isopropylbenzene	00098-82-8	LYMW01	6/4/2012 0:00		0.0003	mg/L	U		Historical		NA	NA
VOC	8260	n-Propylbenzene	00103-65-1	LYMW01	6/4/2012 0:00		0.0004	mg/L	U		Historical		NA	NA
VOC	8260	n-Butylbenzene	00104-51-8	LYMW01	6/4/2012 0:00		0.0004	mg/L	U		Historical		NA	NA
VOC	8260	1,3,5-Trimethylbenzene	00108-67-8	LYMW01	6/4/2012 0:00		0.0004	mg/L	U		Historical	1.82	ND	NO
SVOC	8270C	1-Methylnaphthalene	00090-12-0	LYMW01	6/4/2012 0:00		0.000003	mg/L	U		Historical	0.00097	ND	NO
SVOC	8270C	2-Methylnaphthalene	00091-57-6	LYMW01	6/4/2012 0:00		0.000003	mg/L	U		Historical	0.146	ND	NO
SVOC	8270C	Acenaphthene	00083-32-9	LYMW01	6/4/2012 0:00	0.000015		mg/L			Historical	2.19	NO	DETECTED
SVOC	8270C	Diethylphthalate	00084-66-2	LYMW01	6/4/2012 0:00	0.00037		mg/L	J		Historical	29.2	NO	DETECTED
SVOC	8270C	Di-n-butylphthalate	00084-74-2	LYMW01	6/4/2012 0:00	0.00041		mg/L	J		Historical	3.65	NO	DETECTED
SVOC	8270C	Phenanthrene	00085-01-8	LYMW01	6/4/2012 0:00	0.000007		mg/L	J		Historical		NA	NA
SVOC	8270C	Fluorene	00086-73-7	LYMW01	6/4/2012 0:00	0.000007		mg/L	J		Historical	1.46	NO	DETECTED
SVOC	8270C	Benzo(a)pyrene	00050-32-8	LYMW01	6/4/2012 0:00		0.000004	mg/L	U		Historical	0.0002	ND	NO
SVOC	8270C	Dibenzo(a,h)anthracene	00053-70-3	LYMW01	6/4/2012 0:00		0.000004	mg/L	U		Historical	0.0000117	ND	NO
SVOC	8270C	Benzo(a)anthracene	00056-55-3	LYMW01	6/4/2012 0:00	0.000018		mg/L			Historical	0.000117	NO	DETECTED
SVOC	8270C	Fluoranthene	00206-44-0	LYMW01	6/4/2012 0:00	0.000028		mg/L			Historical	1.46	NO	DETECTED
SVOC	8270C	Acenaphthylene	00208-96-8	LYMW01	6/4/2012 0:00	0.000006		mg/L	J		Historical		NA	NA
SVOC	8270C	Chrysene	00218-01-9	LYMW01	6/4/2012 0:00	0.000041		mg/L			Historical	0.0117	NO	DETECTED
SVOC	8270C	Dibenzofuran	00132-64-9	LYMW01	6/4/2012 0:00		0.00026	mg/L	U		Historical	0.00058	ND	NO
SVOC	8270C	Naphthalene	00091-20-3	LYMW01	6/4/2012 0:00		0.000003	mg/L	U		Historical	0.729	ND	NO

TABLE 3-9. GROUNDWATER POINT-BY-POINT CONSTITUENT OF CONCERN (COC) SCREEN
WYOMING DEPARTMENT OF ENVIRONMENTAL QUALITY, LARAMIE FORMER YTTRIUM PLANT, LARAMIE, WYOMING

CATEGORY	METHOD	ANALYTE	TRI-CAS	SAMPLE ID	DATE/TIME SAMPLED	DETECTED RESULT	NON-DETECTED RESULT (METHOD DETECTION LIMIT (MDL))	UNITS	LAB QUALIFIER	DATA VALIDATION QUALIFIER	LABORATORY DATA SET NUMBER	WATER CLEAN-UP LEVEL - FACT SHEET #13 (mg/L)	IS DETECT VALUE > SCREENING LEVEL	IS MDL > SCREENING LEVEL
SVOC	8270C	Benzo(g,h,i)perylene	00191-24-2	LYMW01	6/4/2012 0:00		0.000005	mg/L	U		Historical		NA	NA
SVOC	8270C	Indeno(1,2,3-cd)pyrene	00193-39-5	LYMW01	6/4/2012 0:00		0.000004	mg/L	U		Historical	0.000117	ND	NO
SVOC	8270C	Benzo(b)fluoranthene	00205-99-2	LYMW01	6/4/2012 0:00		0.000004	mg/L	U		Historical	0.000117	ND	NO
SVOC	8270C	Bis(2-ethylhexyl)phthalate	00117-81-7	LYMW01	6/4/2012 0:00	0.0043		mg/L	B		Historical	0.006	NO	DETECTED
SVOC	8270C	Di-n-octylphthalate	00117-84-0	LYMW01	6/4/2012 0:00		0.00016	mg/L	U		Historical	0.016	ND	NO
SVOC	8270C	Anthracene	00120-12-7	LYMW01	6/4/2012 0:00	0.000067		mg/L			Historical	10.9	NO	DETECTED
SVOC	8270C	Pyrene	00129-00-0	LYMW01	6/4/2012 0:00	0.00045		mg/L			Historical	1.09	NO	DETECTED
GENERAL	General	Oxygen, Dissolved	O2_DIS	LYMW01	4/1/2014 15:07	0.06		mg/L			Web Entry		NA	NA
GENERAL	General	Oxygen, Dissolved	O2_DIS	LYMW01	1/23/2014 9:20	6.45		mg/L			Web Entry		NA	NA
GENERAL	General	Temperature	TEMP	LYMW01	4/1/2014 15:07	6.2		oC			Web Entry		NA	NA
GENERAL	General	Temperature	TEMP	LYMW01	1/23/2014 9:20	4.91		oC			Web Entry		NA	NA
GENERAL	General	Conductance Field	SPCON_F	LYMW01	4/1/2014 15:07	1845		uS/cm			Web Entry		NA	NA
GENERAL	General	Conductance Field	SPCON_F	LYMW01	1/23/2014 9:20	1895		uS/cm			Web Entry		NA	NA
GENERAL	General	pH	PH	LYMW01	4/1/2014 15:07	7.23		Std Units			Web Entry		NA	NA
GENERAL	General	pH	PH	LYMW01	1/23/2014 9:20	5.42		Std Units			Web Entry		NA	NA
GENERAL	General	Redox	REDOX	LYMW01	4/1/2014 15:07	112		mV			Web Entry		NA	NA
GENERAL	General	Redox	REDOX	LYMW01	1/23/2014 9:20	304		mV			Web Entry		NA	NA
GENERAL	General	Turbidity, Field	TURBIDITY_FIELD	LYMW01	4/1/2014 15:07	61.6		NTU			Web Entry		NA	NA
GENERAL	General	Turbidity, Field	TURBIDITY_FIELD	LYMW01	1/23/2014 9:20	5.8		NTU			Web Entry		NA	NA
GENERAL	SM 2540C	Solids, Total Dissolved	TDS	LYMW01	4/1/2014 15:15	2400		mg/L			280-53804-1	500	YES	DETECTED
GENERAL	SM 2540C	Solids, Total Dissolved	TDS	LYMW02	4/1/2014 13:40	2000		mg/L			280-53804-1	500	YES	DETECTED
GENERAL	General	Turbidity, Field	TURBIDITY_FIELD	LYMW02	1/23/2014 12:00	6.1		NTU			Web Entry		NA	NA
GENERAL	General	Turbidity, Field	TURBIDITY_FIELD	LYMW02	4/1/2014 13:26	6.6		NTU			Web Entry		NA	NA
GENERAL	General	Redox	REDOX	LYMW02	1/23/2014 12:00	191		mV			Web Entry		NA	NA
GENERAL	General	Redox	REDOX	LYMW02	4/1/2014 13:26	116		mV			Web Entry		NA	NA
GENERAL	General	pH	PH	LYMW02	1/23/2014 12:00	7.06		Std Units			Web Entry		NA	NA
GENERAL	General	pH	PH	LYMW02	4/1/2014 13:26	7.3		Std Units			Web Entry		NA	NA
GENERAL	General	Conductance Field	SPCON_F	LYMW02	1/23/2014 12:00	1739		uS/cm			Web Entry		NA	NA
GENERAL	General	Conductance Field	SPCON_F	LYMW02	4/1/2014 13:26	1691		uS/cm			Web Entry		NA	NA
GENERAL	General	Temperature	TEMP	LYMW02	1/23/2014 12:00	7.02		oC			Web Entry		NA	NA
SVOC	8270C	Naphthalene	00091-20-3	LYMW02	6/4/2012 0:00		0.000003	mg/L	U		Historical	0.729	ND	NO
GENERAL	General	Temperature	TEMP	LYMW02	4/1/2014 13:26	6.83		oC			Web Entry		NA	NA
GENERAL	General	Oxygen, Dissolved	O2_DIS	LYMW02	1/23/2014 12:00	0		mg/L			Web Entry		NA	NA
GENERAL	General	Oxygen, Dissolved	O2_DIS	LYMW02	4/1/2014 13:26	0.09		mg/L			Web Entry		NA	NA
SVOC	8270C	Pyrene	00129-00-0	LYMW02	6/4/2012 0:00		0.000003	mg/L	U		Historical	1.09	ND	NO
SVOC	8270C	Anthracene	00120-12-7	LYMW02	6/4/2012 0:00		0.000002	mg/L	U		Historical	10.9	ND	NO
SVOC	8270C	Di-n-octylphthalate	00117-84-0	LYMW02	6/4/2012 0:00		0.00016	mg/L	U		Historical	0.016	ND	NO
SVOC	8270C	Bis(2-ethylhexyl)phthalate	00117-81-7	LYMW02	6/4/2012 0:00		0.00075	mg/L	U		Historical	0.006	ND	NO
SVOC	8270C	Benzo(b)fluoranthene	00205-99-2	LYMW02	6/4/2012 0:00		0.000004	mg/L	U		Historical	0.000117	ND	NO
SVOC	8270C	Indeno(1,2,3-cd)pyrene	00193-39-5	LYMW02	6/4/2012 0:00		0.000005	mg/L	J		Historical	0.000117	ND	NO
SVOC	8270C	Benzo(g,h,i)perylene	00191-24-2	LYMW02	6/4/2012 0:00		0.000005	mg/L	U		Historical		NA	NA
SVOC	8270C	Dibenzofuran	00132-64-9	LYMW02	6/4/2012 0:00		0.00026	mg/L	U		Historical	0.00058	ND	NO
SVOC	8270C	Chrysene	00218-01-9	LYMW02	6/4/2012 0:00		0.000004	mg/L	U		Historical	0.0117	ND	NO
SVOC	8270C	Acenaphthylene	00208-96-8	LYMW02	6/4/2012 0:00		0.000002	mg/L	U		Historical		NA	NA
SVOC	8270C	Fluoranthene	00206-44-0	LYMW02	6/4/2012 0:00		0.000003	mg/L	U		Historical	1.46	ND	NO
SVOC	8270C	Benzo(a)anthracene	00056-55-3	LYMW02	6/4/2012 0:00		0.000003	mg/L	U		Historical	0.000117	ND	NO

TABLE 3-9. GROUNDWATER POINT-BY-POINT CONSTITUENT OF CONCERN (COC) SCREEN
WYOMING DEPARTMENT OF ENVIRONMENTAL QUALITY, LARAMIE FORMER YTTRIUM PLANT, LARAMIE, WYOMING

CATEGORY	METHOD	ANALYTE	TRI-CAS	SAMPLE ID	DATE/TIME SAMPLED	DETECTED RESULT	NON-DETECTED RESULT (METHOD DETECTION LIMIT (MDL))	UNITS	LAB QUALIFIER	DATA VALIDATION QUALIFIER	LABORATORY DATA SET NUMBER	WATER CLEAN-UP LEVEL - FACT SHEET #13 (mg/L)	IS DETECT VALUE > SCREENING LEVEL	IS MDL > SCREENING LEVEL
SVOC	8270C	Dibenzo(a,h)anthracene	00053-70-3	LYMW02	6/4/2012 0:00		0.000004	mg/L	U		Historical	0.0000117	ND	NO
SVOC	8270C	Benzo(a)pyrene	00050-32-8	LYMW02	6/4/2012 0:00		0.000004	mg/L	U		Historical	0.0002	ND	NO
SVOC	8270C	Fluorene	00086-73-7	LYMW02	6/4/2012 0:00		0.000002	mg/L	U		Historical	1.46	ND	NO
SVOC	8270C	Phenanthrene	00085-01-8	LYMW02	6/4/2012 0:00		0.000003	mg/L	U		Historical		NA	NA
SVOC	8270C	Di-n-butylphthalate	00084-74-2	LYMW02	6/4/2012 0:00		0.00022	mg/L	U		Historical	3.65	ND	NO
SVOC	8270C	Diethylphthalate	00084-66-2	LYMW02	6/4/2012 0:00		0.00028	mg/L	U		Historical	29.2	ND	NO
SVOC	8270C	Acenaphthene	00083-32-9	LYMW02	6/4/2012 0:00		0.000003	mg/L	U		Historical	2.19	ND	NO
SVOC	8270C	2-Methylnaphthalene	00091-57-6	LYMW02	6/4/2012 0:00		0.000003	mg/L	U		Historical	0.146	ND	NO
SVOC	8270C	1-Methylnaphthalene	00090-12-0	LYMW02	6/4/2012 0:00		0.000003	mg/L	U		Historical	0.00097	ND	NO
VOC	8260	1,3,5-Trimethylbenzene	00108-67-8	LYMW02	6/4/2012 0:00		0.0004	mg/L	U		Historical	1.82	ND	NO
VOC	8260	n-Butylbenzene	00104-51-8	LYMW02	6/4/2012 0:00		0.0004	mg/L	U		Historical		NA	NA
VOC	8260	n-Propylbenzene	00103-65-1	LYMW02	6/4/2012 0:00		0.0004	mg/L	U		Historical		NA	NA
VOC	8260	Isopropylbenzene	00098-82-8	LYMW02	6/4/2012 0:00		0.0003	mg/L	U		Historical		NA	NA
VOC	8260	1,2,4-Trimethylbenzene	00095-63-6	LYMW02	6/4/2012 0:00		0.0004	mg/L	U		Historical	0.365	ND	NO
VOC	8260	Trichloroethene	00079-01-6	LYMW02	6/4/2012 0:00		0.0005	mg/L	U		Historical	0.005	ND	NO
VOC	8260	Bromodichloromethane	00075-27-4	LYMW02	6/4/2012 0:00		0.0003	mg/L	U		Historical	0.08	ND	NO
VOC	8260	cis-1,2-Dichloroethene	00156-59-2	LYMW02	6/4/2012 0:00		0.0003	mg/L	U		Historical	0.07	ND	NO
VOC	8260	sec-Butylbenzene	00135-98-8	LYMW02	6/4/2012 0:00		0.0003	mg/L	U		Historical		NA	NA
VOC	8260	Naphthalene	00091-20-3	LYMW02	6/4/2012 0:00		0.0003	mg/L	U		Historical	0.729	ND	NO
VOC	8260	Ethylbenzene	00100-41-4	LYMW02	6/4/2012 0:00		0.0003	mg/L	U		Historical	0.7	ND	NO
VOC	8260	p-Isopropyltoluene	00099-87-6	LYMW02	6/4/2012 0:00		0.0004	mg/L	U		Historical		NA	NA
VOC	8260	MTBE	01634-04-4	LYMW02	6/4/2012 0:00	0.00046		mg/L	J		Historical	0.0473	NO	DETECTED
VOC	8260	m,p-Xylene	MPXYLENE	LYMW02	6/4/2012 0:00		0.0006	mg/L	U		Historical	7.29	ND	NO
GENERAL	8015M	TPH GRO	TVH1	LYMW02	6/4/2012 0:00		0.03	mg/L	U		Historical	7.3	ND	NO
GENERAL	8015M	TPH DRO	TEH1	LYMW02	6/4/2012 0:00		0.044	mg/L	U		Historical	1.1	ND	NO
METALS	6010B	Arsenic, Total	AS	LYMW02	6/4/2012 0:00	0.0093		mg/L	J		Historical	0.01	NO	DETECTED
METALS	6010B	Aluminum, Total	AL	LYMW02	6/4/2012 0:00	21		mg/L			Historical	36.5	NO	DETECTED
METALS	6010B	Barium, Total	BA	LYMW02	6/4/2012 0:00	0.359		mg/L			Historical	2	NO	DETECTED
METALS	6010B	Beryllium, Total	BE	LYMW02	6/4/2012 0:00	0.0027		mg/L			Historical	0.004	NO	DETECTED
METALS	6010B	Copper, Total	CU	LYMW02	6/4/2012 0:00	0.0882		mg/L			Historical	1.3	NO	DETECTED
METALS	6010B	Cobalt, Total	CO	LYMW02	6/4/2012 0:00	0.0152		mg/L			Historical	0.0109	YES	DETECTED
METALS	6010B	Chromium, Total	CR	LYMW02	6/4/2012 0:00	0.0563		mg/L			Historical	0.1	NO	DETECTED
METALS	6010B	Calcium, Total	CA	LYMW02	6/4/2012 0:00	232		mg/L			Historical	0.005	YES	DETECTED
METALS	6010B	Cadmium, Total	CD	LYMW02	6/4/2012 0:00	0.0013		mg/L			Historical	0.005	NO	DETECTED
METALS	6010B	Zinc, Total	ZN	LYMW02	6/4/2012 0:00	0.204		mg/L			Historical	5	NO	DETECTED
METALS	6010B	Vanadium, Total	VA	LYMW02	6/4/2012 0:00	0.123		mg/L			Historical	0.255	NO	DETECTED
METALS	6010B	Thallium, Total	TL	LYMW02	6/4/2012 0:00	0.0033		mg/L	J		Historical	0.002	YES	DETECTED
METALS	6010B	Iron, Total	FE	LYMW02	6/4/2012 0:00	57.8		mg/L			Historical	25.5	YES	DETECTED
METALS	6010B	Potassium, Total	K	LYMW02	6/4/2012 0:00	0.00000782		mg/L			Historical		NA	NA
METALS	6010B	Mercury, Total	HG	LYMW02	6/4/2012 0:00		0.000016	mg/L	U		Historical	0.002	ND	NO
METALS	6010B	Manganese, Total	MN	LYMW02	6/4/2012 0:00	5.39		mg/L			Historical	0.05	YES	DETECTED
METALS	6010B	Magnesium, Total	MG	LYMW02	6/4/2012 0:00	217		mg/L			Historical		NA	NA
METALS	6010B	Sodium, Total	NA	LYMW02	6/4/2012 0:00	0.000259		mg/L			Historical		NA	NA
METALS	6010B	Nickel, Total	NI	LYMW02	6/4/2012 0:00	0.0347		mg/L			Historical	0.729	NO	DETECTED
METALS	6010B	Selenium, Total	SE	LYMW02	6/4/2012 0:00	0.0049		mg/L	J		Historical	0.05	NO	DETECTED
METALS	6010B	Lead, Total	PB	LYMW02	6/4/2012 0:00	0.0332		mg/L			Historical	0.015	YES	DETECTED
GENERAL	20B	Sodium Adsorption Ratio	SAR	LYMW02	4/1/2014 13:40	2.9		unitless			280-53804-1		NA	NA
GENERAL	20B	Sodium Adsorption Ratio	SAR	LYMW02	1/23/2014 12:00	2.8		unitless			280-51471-1		NA	NA
GENERAL	20B	Sodium, Total	NA	LYMW02	1/23/2014 12:00	220		mg/L			280-51471-1		NA	NA

TABLE 3-9. GROUNDWATER POINT-BY-POINT CONSTITUENT OF CONCERN (COC) SCREEN
WYOMING DEPARTMENT OF ENVIRONMENTAL QUALITY, LARAMIE FORMER YTTRIUM PLANT, LARAMIE, WYOMING

CATEGORY	METHOD	ANALYTE	TRI-CAS	SAMPLE ID	DATE/TIME SAMPLED	DETECTED RESULT	NON-DETECTED RESULT (METHOD DETECTION LIMIT (MDL))	UNITS	LAB QUALIFIER	DATA VALIDATION QUALIFIER	LABORATORY DATA SET NUMBER	WATER CLEAN-UP LEVEL - FACT SHEET #13 (mg/L)	IS DETECT VALUE > SCREENING LEVEL	IS MDL > SCREENING LEVEL
GENERAL	20B	Sodium, Total	NA	LYMW02	4/1/2014 13:40	220		mg/L			280-53804-1		NA	NA
GENERAL	20B	Magnesium, Total	MG	LYMW02	4/1/2014 13:40	180		mg/L			280-53804-1		NA	NA
GENERAL	20B	Magnesium, Total	MG	LYMW02	1/23/2014 12:00	190		mg/L			280-51471-1		NA	NA
GENERAL	20B	Calcium, Total	CA	LYMW02	4/1/2014 13:40	170		mg/L			280-53804-1	0.005	YES	DETECTED
GENERAL	20B	Calcium, Total	CA	LYMW02	1/23/2014 12:00	170		mg/L			280-51471-1	0.005	YES	DETECTED
METALS	SW 6010B	Calcium, Total	CA	LYMW02	4/1/2014 13:40	180		mg/L			280-53804-1	0.005	YES	DETECTED
METALS	SW 6010B	Aluminum, Dissolved	DAL	LYMW02	1/23/2014 12:00		0.018	mg/L	U		280-51471-1	36.5	ND	NO
METALS	SW 6010B	Boron, Total	B	LYMW02	1/23/2014 12:00	1.3		mg/L			280-51471-1	0.75	YES	DETECTED
METALS	SW 6010B	Boron, Total	B	LYMW02	4/1/2014 13:40	1.3		mg/L	B		280-53804-1	0.75	YES	DETECTED
METALS	SW 6010B	Aluminum, Dissolved	DAL	LYMW02	4/1/2014 13:40		0.018	mg/L	U		280-53804-1	36.5	ND	NO
METALS	SW 6010B	Aluminum, Total	AL	LYMW02	4/1/2014 13:40	0.027		mg/L	J ^	J	280-53804-1	36.5	NO	DETECTED
METALS	SW 6010B	Aluminum, Total	AL	LYMW02	1/23/2014 12:00		0.018	mg/L	U		280-51471-1	36.5	ND	NO
GENERAL	SM 2540C	Solids, Total Dissolved	TDS	LYMW02	1/23/2014 12:00	2000		mg/L			280-51471-1	500	YES	DETECTED
METALS	SW 6010B	Magnesium, Dissolved	DMG	LYMW02	4/1/2014 13:40	180		mg/L			280-53804-1		NA	NA
METALS	SW 6010B	Magnesium, Dissolved	DMG	LYMW02	1/23/2014 12:00	180		mg/L			280-51471-1		NA	NA
METALS	SW 6010B	Potassium, Dissolved	DK	LYMW02	1/23/2014 12:00	5.3		mg/L			280-51471-1		NA	NA
METALS	SW 6010B	Potassium, Dissolved	DK	LYMW02	4/1/2014 13:40	5.4		mg/L			280-53804-1		NA	NA
METALS	SW 6010B	Boron, Dissolved	DB	LYMW02	1/23/2014 12:00	1.3		mg/L			280-51471-1	0.75	YES	DETECTED
METALS	SW 6010B	Boron, Dissolved	DB	LYMW02	4/1/2014 13:40	1.3		mg/L			280-53804-1	0.75	YES	DETECTED
METALS	SW 6010B	Calcium, Dissolved	DCA	LYMW02	1/23/2014 12:00	180		mg/L			280-51471-1	0.005	YES	DETECTED
METALS	SW 6010B	Calcium, Dissolved	DCA	LYMW02	4/1/2014 13:40	170		mg/L			280-53804-1	0.005	YES	DETECTED
METALS	SW 6010B	Sodium, Dissolved	DNA	LYMW02	4/1/2014 13:40	230		mg/L			280-53804-1		NA	NA
METALS	SW 6010B	Sodium, Dissolved	DNA	LYMW02	1/23/2014 12:00	220		mg/L			280-51471-1		NA	NA
METALS	SW 6010B	Sodium, Dissolved	DNA	LYMW02	4/1/2014 13:40	230		mg/L			280-53804-1		NA	NA
METALS	SW 6010B	Sodium, Dissolved	DNA	LYMW02	1/23/2014 12:00	220		mg/L			280-51471-1		NA	NA
METALS	SW 6010B	Iron, Dissolved	DFE	LYMW02	1/23/2014 12:00		0.022	mg/L	U		280-51471-1	25.5	ND	NO
METALS	SW 6010B	Iron, Dissolved	DFE	LYMW02	4/1/2014 13:40		0.022	mg/L	U	UJ	280-53804-1	25.5	ND	NO
METALS	SW 6010B	Iron, Total	FE	LYMW02	4/1/2014 13:40	0.12		mg/L			280-53804-1	25.5	NO	DETECTED
METALS	SW 6010B	Iron, Total	FE	LYMW02	1/23/2014 12:00	0.073		mg/L	J	J	280-51471-1	25.5	NO	DETECTED
METALS	SW 6010B	Potassium, Total	K	LYMW02	4/1/2014 13:40	5.1		mg/L			280-53804-1		NA	NA
METALS	SW 6010B	Potassium, Total	K	LYMW02	1/23/2014 12:00	5.2		mg/L			280-51471-1		NA	NA
METALS	SW 6010B	Magnesium, Total	MG	LYMW02	1/23/2014 12:00	180		mg/L			280-51471-1		NA	NA
METALS	SW 6010B	Sodium, Total	NA	LYMW02	4/1/2014 13:40	240		mg/L			280-53804-1		NA	NA
METALS	SW 6010B	Sodium, Total	NA	LYMW02	1/23/2014 12:00	220		mg/L			280-51471-1		NA	NA
METALS	SW 6010B	Magnesium, Total	MG	LYMW02	4/1/2014 13:40	180		mg/L			280-53804-1		NA	NA
METALS	SW 6010B	Calcium, Total	CA	LYMW02	1/23/2014 12:00	170		mg/L			280-51471-1	0.005	YES	DETECTED
GENERAL	SW 8015C_GRO	TPH GRO	TVH1	LYMW02	1/23/2014 12:00		0.01	mg/L	U		280-51471-1	7.3	ND	NO
METALS	SW 7470A	Mercury, Total	HG	LYMW02	1/23/2014 12:00		0.000027	mg/L	U		280-51471-1	0.002	ND	NO
METALS	SW 7470A	Mercury, Total	HG	LYMW02	4/1/2014 13:40		0.000027	mg/L	U		280-53804-1	0.002	ND	NO
METALS	SW 7470A	Mercury, Dissolved	DHG	LYMW02	4/1/2014 13:40		0.000027	mg/L	U		280-53804-1	0.002	ND	NO
METALS	SW 7470A	Mercury, Dissolved	DHG	LYMW02	1/23/2014 12:00		0.000027	mg/L	U		280-51471-1	0.002	ND	NO
GENERAL	SW 8015C-DRO	TPH DRO	TEH1	LYMW02	4/1/2014 13:40	0.058		mg/L	J	J	280-53804-1	1.1	NO	DETECTED
GENERAL	SW 8015C-DRO	TPH DRO	TEH1	LYMW02	1/23/2014 12:00		0.033	mg/L	U		280-51471-1	1.1	ND	NO
GENERAL	SW 8015C_GRO	TPH GRO	TVH1	LYMW02	4/1/2014 13:40	0.011		mg/L	J	J	280-53804-1	7.3	NO	DETECTED
SVOC	SW 8270C	2,6-Dinitrotoluene	00606-20-2	LYMW02	4/1/2014 13:40		0.0019	mg/L	U		280-53804-1	0.0365	ND	NO
SVOC	SW 8270C	2,6-Dinitrotoluene	00606-20-2	LYMW02	1/23/2014 12:00		0.002	mg/L	U		280-51471-1	0.0365	ND	NO
SVOC	SW 8270C	N-Nitrosodi-n-propylamine	00621-64-7	LYMW02	4/1/2014 13:40		0.00035	mg/L	U		280-53804-1	0.0000122	ND	YES
SVOC	SW 8270C	N-Nitrosodi-n-propylamine	00621-64-7	LYMW02	1/23/2014 12:00		0.00036	mg/L	U		280-51471-1	0.0000122	ND	YES

TABLE 3-9. GROUNDWATER POINT-BY-POINT CONSTITUENT OF CONCERN (COC) SCREEN
WYOMING DEPARTMENT OF ENVIRONMENTAL QUALITY, LARAMIE FORMER YTTRIUM PLANT, LARAMIE, WYOMING

CATEGORY	METHOD	ANALYTE	TRI-CAS	SAMPLE ID	DATE/TIME SAMPLED	DETECTED RESULT	NON-DETECTED RESULT (METHOD DETECTION LIMIT (MDL))	UNITS	LAB QUALIFIER	DATA VALIDATION QUALIFIER	LABORATORY DATA SET NUMBER	WATER CLEAN-UP LEVEL - FACT SHEET #13 (mg/L)	IS DETECT VALUE > SCREENING LEVEL	IS MDL > SCREENING LEVEL
SVOC	SW 8270C	Bis(2-ethylhexyl)phthalate	00117-81-7	LYMW02	1/23/2014 12:00		0.00058	mg/L	U		280-51471-1	0.006	ND	NO
SVOC	SW 8270C	Bis(2-ethylhexyl)phthalate	00117-81-7	LYMW02	4/1/2014 13:40		0.00056	mg/L	U		280-53804-1	0.006	ND	NO
SVOC	SW 8270C	Di-n-octylphthalate	00117-84-0	LYMW02	4/1/2014 13:40		0.00035	mg/L	U		280-53804-1	0.016	ND	NO
SVOC	SW 8270C	2,4-Dinitrotoluene	00121-14-2	LYMW02	1/23/2014 12:00		0.0017	mg/L	U		280-51471-1	0.0729	ND	NO
SVOC	SW 8270C	2,4-Dinitrotoluene	00121-14-2	LYMW02	4/1/2014 13:40		0.0017	mg/L	U		280-53804-1	0.0729	ND	NO
SVOC	SW 8270C	1,2,4-Trichlorobenzene	00120-82-1	LYMW02	4/1/2014 13:40		0.00028	mg/L	U		280-53804-1	0.07	ND	NO
SVOC	SW 8270C	Di-n-octylphthalate	00117-84-0	LYMW02	1/23/2014 12:00		0.00036	mg/L	U		280-51471-1	0.016	ND	NO
SVOC	SW 8270C	1,2,4-Trichlorobenzene	00120-82-1	LYMW02	1/23/2014 12:00		0.00029	mg/L	U		280-51471-1	0.07	ND	NO
METALS	SW6020	Silver, Total	AG	LYMW02	4/1/2014 13:40		0.000033	mg/L	U		280-53804-1	0.1	ND	NO
METALS	SW6020	Silver, Total	AG	LYMW02	1/23/2014 12:00		0.000033	mg/L	U		280-51471-1	0.1	ND	NO
METALS	SW6020	Arsenic, Total	AS	LYMW02	4/1/2014 13:40		0.00033	mg/L	U		280-53804-1	0.01	ND	NO
METALS	SW6020	Arsenic, Total	AS	LYMW02	1/23/2014 12:00		0.00033	mg/L	U		280-51471-1	0.01	ND	NO
METALS	SW6020	Beryllium, Total	BE	LYMW02	1/23/2014 12:00		0.00008	mg/L	U		280-51471-1	0.004	ND	NO
METALS	SW6020	Beryllium, Total	BE	LYMW02	4/1/2014 13:40		0.00008	mg/L	U		280-53804-1	0.004	ND	NO
METALS	SW6020	Barium, Total	BA	LYMW02	4/1/2014 13:40	0.028		mg/L			280-53804-1	2	NO	DETECTED
METALS	SW6020	Barium, Total	BA	LYMW02	1/23/2014 12:00	0.027		mg/L			280-51471-1	2	NO	DETECTED
METALS	SW6020	Copper, Total	CU	LYMW02	1/23/2014 12:00	0.00058		mg/L	J	J	280-51471-1	1.3	NO	DETECTED
METALS	SW6020	Copper, Total	CU	LYMW02	4/1/2014 13:40		0.00056	mg/L	U		280-53804-1	1.3	ND	NO
METALS	SW6020	Chromium, Total	CR	LYMW02	4/1/2014 13:40		0.0005	mg/L	U		280-53804-1	0.1	ND	NO
METALS	SW6020	Chromium, Total	CR	LYMW02	1/23/2014 12:00		0.0005	mg/L	U		280-51471-1	0.1	ND	NO
METALS	SW6020	Silver, Dissolved	DAG	LYMW02	4/1/2014 13:40		0.000033	mg/L	U		280-53804-1	0.1	ND	NO
METALS	SW6020	Silver, Dissolved	DAG	LYMW02	1/23/2014 12:00		0.000033	mg/L	U		280-51471-1	0.1	ND	NO
METALS	SW6020	Arsenic, Dissolved	DAS	LYMW02	4/1/2014 13:40		0.00033	mg/L	U		280-53804-1	0.01	ND	NO
METALS	SW6020	Arsenic, Dissolved	DAS	LYMW02	1/23/2014 12:00		0.00033	mg/L	U		280-51471-1	0.01	ND	NO
METALS	SW6020	Cadmium, Total	CD	LYMW02	1/23/2014 12:00	0.00019		mg/L	J	J	280-51471-1	0.005	NO	DETECTED
METALS	SW6020	Cadmium, Total	CD	LYMW02	4/1/2014 13:40	0.00012		mg/L	J	J	280-53804-1	0.005	NO	DETECTED
METALS	SW6020	Cobalt, Total	CO	LYMW02	1/23/2014 12:00	0.00049		mg/L	J	J	280-51471-1	0.0109	NO	DETECTED
METALS	SW6020	Cobalt, Total	CO	LYMW02	4/1/2014 13:40	0.00046		mg/L	J	J	280-53804-1	0.0109	NO	DETECTED
METALS	SW6020	Zinc, Total	ZN	LYMW02	4/1/2014 13:40		0.002	mg/L	U		280-53804-1	5	ND	NO
METALS	SW6020	Vanadium, Total	VA	LYMW02	1/23/2014 12:00	0.005		mg/L	J B	U	280-51471-1	0.255	NO	DETECTED
METALS	SW6020	Zinc, Total	ZN	LYMW02	1/23/2014 12:00		0.002	mg/L	U		280-51471-1	5	ND	NO
METALS	SW6020	Vanadium, Total	VA	LYMW02	4/1/2014 13:40	0.0016		mg/L	J	J	280-53804-1	0.255	NO	DETECTED
METALS	SW6020	Manganese, Total	MN	LYMW02	4/1/2014 13:40	0.3		mg/L	B		280-53804-1	0.05	YES	DETECTED
METALS	SW6020	Manganese, Total	MN	LYMW02	1/23/2014 12:00	0.29		mg/L			280-51471-1	0.05	YES	DETECTED
METALS	SW6020	Lead, Total	PB	LYMW02	4/1/2014 13:40		0.00018	mg/L	U		280-53804-1	0.015	ND	NO
METALS	SW6020	Lead, Total	PB	LYMW02	1/23/2014 12:00		0.00018	mg/L	U		280-51471-1	0.015	ND	NO
METALS	SW6020	Nickel, Total	NI	LYMW02	4/1/2014 13:40	0.0019		mg/L	J	J	280-53804-1	0.729	NO	DETECTED
METALS	SW6020	Selenium, Total	SE	LYMW02	1/23/2014 12:00		0.0007	mg/L	U		280-51471-1	0.05	ND	NO
METALS	SW6020	Antimony, Total	SB	LYMW02	1/23/2014 12:00	0.002		mg/L	J	U	280-51471-1	0.006	NO	DETECTED
METALS	SW6020	Selenium, Total	SE	LYMW02	4/1/2014 13:40		0.0007	mg/L	U		280-53804-1	0.05	ND	NO
METALS	SW6020	Nickel, Total	NI	LYMW02	1/23/2014 12:00	0.0017		mg/L	J	J	280-51471-1	0.729	NO	DETECTED
METALS	SW6020	Antimony, Total	SB	LYMW02	4/1/2014 13:40		0.0004	mg/L	U		280-53804-1	0.006	ND	NO
METALS	SW6020	Thallium, Total	TL	LYMW02	4/1/2014 13:40		0.00005	mg/L	U		280-53804-1	0.002	ND	NO
METALS	SW6020	Thallium, Total	TL	LYMW02	1/23/2014 12:00	0.001		mg/L	J	U	280-51471-1	0.002	NO	DETECTED
METALS	SW6020	Copper, Dissolved	DCU	LYMW02	4/1/2014 13:40		0.00056	mg/L	U		280-53804-1	1.3	ND	NO
METALS	SW6020	Copper, Dissolved	DCU	LYMW02	1/23/2014 12:00	0.00077		mg/L	J	J	280-51471-1	1.3	NO	DETECTED
METALS	SW6020	Cobalt, Dissolved	DCO	LYMW02	4/1/2014 13:40	0.00042		mg/L	J	J	280-53804-1	0.0109	NO	DETECTED
METALS	SW6020	Chromium, Dissolved	DCR	LYMW02	1/23/2014 12:00		0.0005	mg/L	U		280-51471-1	0.1	ND	NO
METALS	SW6020	Chromium, Dissolved	DCR	LYMW02	4/1/2014 13:40		0.0005	mg/L	U		280-53804-1	0.1	ND	NO

TABLE 3-9. GROUNDWATER POINT-BY-POINT CONSTITUENT OF CONCERN (COC) SCREEN
WYOMING DEPARTMENT OF ENVIRONMENTAL QUALITY, LARAMIE FORMER YTTRIUM PLANT, LARAMIE, WYOMING

CATEGORY	METHOD	ANALYTE	TRI-CAS	SAMPLE ID	DATE/TIME SAMPLED	DETECTED RESULT	NON-DETECTED RESULT (METHOD DETECTION LIMIT (MDL))	UNITS	LAB QUALIFIER	DATA VALIDATION QUALIFIER	LABORATORY DATA SET NUMBER	WATER CLEAN-UP LEVEL - FACT SHEET #13 (mg/L)	IS DETECT VALUE > SCREENING LEVEL	IS MDL > SCREENING LEVEL
METALS	SW6020	Cobalt, Dissolved	DCO	LYMW02	1/23/2014 12:00	0.00047		mg/L	J	J	280-51471-1	0.0109	NO	DETECTED
METALS	SW6020	Cadmium, Dissolved	DCD	LYMW02	4/1/2014 13:40	0.00019		mg/L	J	J	280-53804-1	0.005	NO	DETECTED
METALS	SW6020	Cadmium, Dissolved	DCD	LYMW02	1/23/2014 12:00	0.00016		mg/L	J	J	280-51471-1	0.005	NO	DETECTED
METALS	SW6020	Beryllium, Dissolved	DBE	LYMW02	1/23/2014 12:00	0.005		mg/L	J	U	280-51471-1	0.004	YES	DETECTED
METALS	SW6020	Beryllium, Dissolved	DBE	LYMW02	4/1/2014 13:40		0.00008	mg/L	U		280-53804-1	0.004	ND	NO
METALS	SW6020	Barium, Dissolved	DBA	LYMW02	4/1/2014 13:40	0.028		mg/L			280-53804-1	2	NO	DETECTED
METALS	SW6020	Barium, Dissolved	DBA	LYMW02	1/23/2014 12:00	0.028		mg/L			280-51471-1	2	NO	DETECTED
METALS	SW6020	Manganese, Dissolved	DMN	LYMW02	1/23/2014 12:00	0.29		mg/L			280-51471-1	0.05	YES	DETECTED
METALS	SW6020	Manganese, Dissolved	DMN	LYMW02	4/1/2014 13:40	0.29		mg/L			280-53804-1	0.05	YES	DETECTED
METALS	SW6020	Zinc, Dissolved	DZN	LYMW02	1/23/2014 12:00	0.0023		mg/L	J	J	280-51471-1	5	NO	DETECTED
METALS	SW6020	Zinc, Dissolved	DZN	LYMW02	4/1/2014 13:40	0.002		mg/L	J	J	280-53804-1	5	NO	DETECTED
METALS	SW6020	Vanadium, Dissolved	DVA	LYMW02	4/1/2014 13:40	0.0013		mg/L	J	J	280-53804-1	0.255	NO	DETECTED
METALS	SW6020	Vanadium, Dissolved	DVA	LYMW02	1/23/2014 12:00	0.0017		mg/L	J	J	280-51471-1	0.255	NO	DETECTED
METALS	SW6020	Thallium, Dissolved	DTL	LYMW02	1/23/2014 12:00	0.001		mg/L	J	U	280-51471-1	0.002	NO	DETECTED
METALS	SW6020	Selenium, Dissolved	DSE	LYMW02	4/1/2014 13:40		0.0007	mg/L	U		280-53804-1	0.05	ND	NO
METALS	SW6020	Thallium, Dissolved	DTL	LYMW02	4/1/2014 13:40		0.00005	mg/L	U		280-53804-1	0.002	ND	NO
METALS	SW6020	Selenium, Dissolved	DSE	LYMW02	1/23/2014 12:00		0.0007	mg/L	U		280-51471-1	0.05	ND	NO
METALS	SW6020	Antimony, Dissolved	DSB	LYMW02	1/23/2014 12:00	0.002		mg/L	J	U	280-51471-1	0.006	NO	DETECTED
METALS	SW6020	Antimony, Dissolved	DSB	LYMW02	4/1/2014 13:40		0.0004	mg/L	U		280-53804-1	0.006	ND	NO
METALS	SW6020	Lead, Dissolved	DPB	LYMW02	4/1/2014 13:40		0.00018	mg/L	U		280-53804-1	0.015	ND	NO
METALS	SW6020	Lead, Dissolved	DPB	LYMW02	1/23/2014 12:00		0.00018	mg/L	U		280-51471-1	0.015	ND	NO
METALS	SW6020	Nickel, Dissolved	DNI	LYMW02	1/23/2014 12:00	0.0018		mg/L	J	J	280-51471-1	0.729	NO	DETECTED
METALS	SW6020	Nickel, Dissolved	DNI	LYMW02	4/1/2014 13:40	0.0017		mg/L	J	J	280-53804-1	0.729	NO	DETECTED
GENERAL	SW 9056A_28D	Chloride	CHLORIDE	LYMW02	4/1/2014 13:40	210		mg/L			280-53804-1	250	NO	DETECTED
GENERAL	SW 9056A_28D	Sulfate	SULFATE	LYMW02	4/1/2014 13:40	1000		mg/L			280-53804-1	250	YES	DETECTED
GENERAL	SW 9056_28D	Chloride	CHLORIDE	LYMW02	1/23/2014 12:00	210		mg/L			280-51471-1	250	NO	DETECTED
GENERAL	SW 9045C Mod	pH, Laboratory	PH_LAB	LYMW02	4/1/2014 13:40	7.13		Std Units	HF	J	280-53804-1		NA	NA
GENERAL	SW 9056_28D	Sulfate	SULFATE	LYMW02	1/23/2014 12:00	900		mg/L			280-51471-1	250	YES	DETECTED
GENERAL	SW 9045C Mod	pH, Laboratory	PH_LAB	LYMW02	1/23/2014 12:00	7.16		Std Units	HF	J	280-51471-1		NA	NA
SVOC	SW 8270C	Bis(2-chloroethyl)ether	00111-44-4	LYMW02	4/1/2014 13:40		0.00041	mg/L	U		280-53804-1	0.0000773	ND	YES
SVOC	SW 8270C	Pyridine	00110-86-1	LYMW02	4/1/2014 13:40		0.0017	mg/L	U		280-53804-1	0.0365	ND	NO
SVOC	SW 8270C	Pyridine	00110-86-1	LYMW02	1/23/2014 12:00		0.0018	mg/L	U		280-51471-1	0.0365	ND	NO
SVOC	SW 8270C	Phenol	00108-95-2	LYMW02	4/1/2014 13:40		0.002	mg/L	U		280-53804-1	10.9	ND	NO
SVOC	SW 8270C	Bis(2-chloroethyl)ether	00111-44-4	LYMW02	1/23/2014 12:00		0.00042	mg/L	U		280-51471-1	0.0000773	ND	YES
SVOC	SW 8270C	Phenol	00108-95-2	LYMW02	1/23/2014 12:00		0.0021	mg/L	U		280-51471-1	10.9	ND	NO
SVOC	SW 8270C	2,4-Dimethylphenol	00105-67-9	LYMW02	1/23/2014 12:00		0.0006	mg/L	U		280-51471-1	0.729	ND	NO
SVOC	SW 8270C	2,4-Dimethylphenol	00105-67-9	LYMW02	4/1/2014 13:40		0.00058	mg/L	U		280-53804-1	0.729	ND	NO
SVOC	SW 8270C	4-Methylphenol	00106-44-5	LYMW02	1/23/2014 12:00		0.00026	mg/L	U		280-51471-1	0.182	ND	NO
SVOC	SW 8270C	4-Methylphenol	00106-44-5	LYMW02	4/1/2014 13:40		0.00025	mg/L	U		280-53804-1	0.182	ND	NO
SVOC	SW 8270C	4-Chloroaniline	00106-47-8	LYMW02	4/1/2014 13:40		0.0021	mg/L	U		280-53804-1	0.146	ND	NO
SVOC	SW 8270C	1,4-Dichlorobenzene	00106-46-7	LYMW02	4/1/2014 13:40		0.00032	mg/L	U		280-53804-1	0.075	ND	NO
SVOC	SW 8270C	1,4-Dichlorobenzene	00106-46-7	LYMW02	1/23/2014 12:00		0.00033	mg/L	U		280-51471-1	0.075	ND	NO
SVOC	SW 8270C	4-Chloroaniline	00106-47-8	LYMW02	1/23/2014 12:00		0.0022	mg/L	U		280-51471-1	0.146	ND	NO
SVOC	SW 8270C	3-Methylphenol	00108-39-4	LYMW02	1/23/2014 12:00		0.00026	mg/L	U		280-51471-1	1.82	ND	NO
SVOC	SW 8270C	3-Methylphenol	00108-39-4	LYMW02	4/1/2014 13:40		0.00025	mg/L	U		280-53804-1	1.82	ND	NO
SVOC	SW 8270C	2-Methylphenol	00095-48-7	LYMW02	1/23/2014 12:00		0.001	mg/L	U		280-51471-1	1.82	ND	NO

TABLE 3-9. GROUNDWATER POINT-BY-POINT CONSTITUENT OF CONCERN (COC) SCREEN
WYOMING DEPARTMENT OF ENVIRONMENTAL QUALITY, LARAMIE FORMER YTTRIUM PLANT, LARAMIE, WYOMING

CATEGORY	METHOD	ANALYTE	TRI-CAS	SAMPLE ID	DATE/TIME SAMPLED	DETECTED RESULT	NON-DETECTED RESULT (METHOD DETECTION LIMIT (MDL))	UNITS	LAB QUALIFIER	DATA VALIDATION QUALIFIER	LABORATORY DATA SET NUMBER	WATER CLEAN-UP LEVEL - FACT SHEET #13 (mg/L)	IS DETECT VALUE > SCREENING LEVEL	IS MDL > SCREENING LEVEL
SVOC	SW 8270C	2-Methylphenol	00095-48-7	LYMW02	4/1/2014 13:40		0.00098	mg/L	U		280-53804-1	1.82	ND	NO
SVOC	SW 8270C	1,2-Dichlorobenzene	00095-50-1	LYMW02	1/23/2014 12:00		0.00024	mg/L	U		280-51471-1	0.6	ND	NO
SVOC	SW 8270C	1,2-Dichlorobenzene	00095-50-1	LYMW02	4/1/2014 13:40		0.00023	mg/L	U		280-53804-1	0.6	ND	NO
SVOC	SW 8270C	Nitrobenzene	00098-95-3	LYMW02	4/1/2014 13:40		0.00081	mg/L	U		280-53804-1	0.0729	ND	NO
SVOC	SW 8270C	Hexachlorobutadiene	00087-68-3	LYMW02	1/23/2014 12:00		0.0034	mg/L	U		280-51471-1	0.00109	ND	YES
SVOC	SW 8270C	Nitrobenzene	00098-95-3	LYMW02	1/23/2014 12:00		0.00084	mg/L	U		280-51471-1	0.0729	ND	NO
SVOC	SW 8270C	Hexachlorobutadiene	00087-68-3	LYMW02	4/1/2014 13:40		0.0033	mg/L	U		280-53804-1	0.00109	ND	YES
SVOC	SW 8270C	3,3-Dichlorobenzidine	00091-94-1	LYMW02	1/23/2014 12:00		0.0021	mg/L	U		280-51471-1	0.000189	ND	YES
SVOC	SW 8270C	3,3-Dichlorobenzidine	00091-94-1	LYMW02	4/1/2014 13:40		0.002	mg/L	U	UJ	280-53804-1	0.000189	ND	YES
SVOC	SW 8270C	Di-n-butylphthalate	00084-74-2	LYMW02	1/23/2014 12:00		0.0012	mg/L	U		280-51471-1	3.65	ND	NO
SVOC	SW 8270C	Diethylphthalate	00084-66-2	LYMW02	1/23/2014 12:00		0.00039	mg/L	U		280-51471-1	29.2	ND	NO
SVOC	SW 8270C	Diethylphthalate	00084-66-2	LYMW02	4/1/2014 13:40		0.00038	mg/L	U		280-53804-1	29.2	ND	NO
SVOC	SW 8270C	Di-n-butylphthalate	00084-74-2	LYMW02	4/1/2014 13:40		0.0012	mg/L	U		280-53804-1	3.65	ND	NO
SVOC	SW 8270C	Carbazole	00086-74-8	LYMW02	4/1/2014 13:40		0.00043	mg/L	U		280-53804-1		NA	NA
SVOC	SW 8270C	Carbazole	00086-74-8	LYMW02	1/23/2014 12:00		0.00045	mg/L	U		280-51471-1		NA	NA
SVOC	SW 8270C	Butylbenzylphthalate	00085-68-7	LYMW02	1/23/2014 12:00		0.001	mg/L	U		280-51471-1	7.29	ND	NO
SVOC	SW 8270C	Butylbenzylphthalate	00085-68-7	LYMW02	4/1/2014 13:40		0.001	mg/L	U		280-53804-1	7.29	ND	NO
SVOC	SW 8270C	N-Nitrosodiphenylamine	00086-30-6	LYMW02	4/1/2014 13:40		0.00044	mg/L	U		280-53804-1	0.0174	ND	NO
SVOC	SW 8270C	Hexachlorocyclopentadiene	00077-47-4	LYMW02	1/23/2014 12:00		0.01	mg/L	U		280-51471-1	0.05	ND	NO
SVOC	SW 8270C	Hexachlorocyclopentadiene	00077-47-4	LYMW02	4/1/2014 13:40		0.01	mg/L	U		280-53804-1	0.05	ND	NO
SVOC	SW 8270C	N-Nitrosodiphenylamine	00086-30-6	LYMW02	1/23/2014 12:00		0.00046	mg/L	U		280-51471-1	0.0174	ND	NO
SVOC	SW 8270C	Isophorone	00078-59-1	LYMW02	1/23/2014 12:00		0.00022	mg/L	U		280-51471-1	0.0895	ND	NO
SVOC	SW 8270C	Isophorone	00078-59-1	LYMW02	4/1/2014 13:40		0.00021	mg/L	U		280-53804-1	0.0895	ND	NO
SVOC	SW 8270C	Hexachloroethane	00067-72-1	LYMW02	1/23/2014 12:00		0.0022	mg/L	U		280-51471-1	0.00608	ND	NO
SVOC	SW 8270C-SIM	Benzo(a)pyrene	00050-32-8	LYMW02	1/23/2014 12:00		0.0000053	mg/L	U		280-51471-1	0.0002	ND	NO
SVOC	SW 8270C	Hexachloroethane	00067-72-1	LYMW02	4/1/2014 13:40		0.0021	mg/L	U		280-53804-1	0.00608	ND	NO
SVOC	SW 8270C-SIM	Benzo(a)pyrene	00050-32-8	LYMW02	4/1/2014 13:40		0.0000049	mg/L	U		280-53804-1	0.0002	ND	NO
SVOC	SW 8270C-SIM	Dibenzo(a,h)anthracene	00053-70-3	LYMW02	4/1/2014 13:40		0.0000046	mg/L	U		280-53804-1	0.0000117	ND	NO
SVOC	SW 8270C-SIM	Benzo(a)anthracene	00056-55-3	LYMW02	1/23/2014 12:00		0.0000033	mg/L	U		280-51471-1	0.000117	ND	NO
SVOC	SW 8270C-SIM	Dibenzo(a,h)anthracene	00053-70-3	LYMW02	1/23/2014 12:00		0.0000049	mg/L	U		280-51471-1	0.0000117	ND	NO
SVOC	SW 8270C-SIM	Benzo(a)anthracene	00056-55-3	LYMW02	4/1/2014 13:40		0.0000031	mg/L	U		280-53804-1	0.000117	ND	NO
SVOC	SW 8270C-SIM	Fluorene	00086-73-7	LYMW02	1/23/2014 12:00		0.000019	mg/L	U		280-51471-1	1.46	ND	NO
SVOC	SW 8270C-SIM	Fluorene	00086-73-7	LYMW02	4/1/2014 13:40		0.000018	mg/L	U		280-53804-1	1.46	ND	NO
SVOC	SW 8270C-SIM	Phenanthrene	00085-01-8	LYMW02	4/1/2014 13:40		0.0000093	mg/L	U		280-53804-1		NA	NA
SVOC	SW 8270C-SIM	Phenanthrene	00085-01-8	LYMW02	1/23/2014 12:00		0.00001	mg/L	U		280-51471-1		NA	NA
SVOC	SW 8270C-SIM	Acenaphthene	00083-32-9	LYMW02	4/1/2014 13:40		0.00001	mg/L	U		280-53804-1	2.19	ND	NO
SVOC	SW 8270C-SIM	Acenaphthene	00083-32-9	LYMW02	1/23/2014 12:00		0.000011	mg/L	U		280-51471-1	2.19	ND	NO
SVOC	SW 8270C-SIM	Naphthalene	00091-20-3	LYMW02	1/23/2014 12:00		0.0000055	mg/L	U		280-51471-1	0.729	ND	NO

TABLE 3-9. GROUNDWATER POINT-BY-POINT CONSTITUENT OF CONCERN (COC) SCREEN
WYOMING DEPARTMENT OF ENVIRONMENTAL QUALITY, LARAMIE FORMER YTTRIUM PLANT, LARAMIE, WYOMING

CATEGORY	METHOD	ANALYTE	TRI-CAS	SAMPLE ID	DATE/TIME SAMPLED	DETECTED RESULT	NON-DETECTED RESULT (METHOD DETECTION LIMIT (MDL))	UNITS	LAB QUALIFIER	DATA VALIDATION QUALIFIER	LABORATORY DATA SET NUMBER	WATER CLEAN-UP LEVEL - FACT SHEET #13 (mg/L)	IS DETECT VALUE > SCREENING LEVEL	IS MDL > SCREENING LEVEL
SVOC	SW 8270C-SIM	Naphthalene	00091-20-3	LYMW02	4/1/2014 13:40		0.0000051	mg/L	U		280-53804-1	0.729	ND	NO
SVOC	SW 8270C-SIM	2-Methylnaphthalene	00091-57-6	LYMW02	1/23/2014 12:00		0.0000053	mg/L	U		280-51471-1	0.146	ND	NO
SVOC	SW 8270C-SIM	2-Methylnaphthalene	00091-57-6	LYMW02	4/1/2014 13:40		0.0000049	mg/L	U		280-53804-1	0.146	ND	NO
SVOC	SW 8270C-SIM	1-Methylnaphthalene	00090-12-0	LYMW02	4/1/2014 13:40		0.0000054	mg/L	U		280-53804-1	0.00097	ND	NO
SVOC	SW 8270C-SIM	1-Methylnaphthalene	00090-12-0	LYMW02	1/23/2014 12:00		0.0000058	mg/L	U		280-51471-1	0.00097	ND	NO
SVOC	SW 8270C-SIM	Pyrene	00129-00-0	LYMW02	4/1/2014 13:40		0.0000077	mg/L	U		280-53804-1	1.09	ND	NO
SVOC	SW 8270C-SIM	Pyrene	00129-00-0	LYMW02	1/23/2014 12:00		0.0000083	mg/L	U		280-51471-1	1.09	ND	NO
SVOC	SW 8270C-SIM	Dibenzofuran	00132-64-9	LYMW02	4/1/2014 13:40		0.000014	mg/L	U		280-53804-1	0.00058	ND	NO
SVOC	SW 8270C-SIM	Dibenzofuran	00132-64-9	LYMW02	1/23/2014 12:00		0.000016	mg/L	U		280-51471-1	0.00058	ND	NO
SVOC	SW 8270C-SIM	Chrysene	00218-01-9	LYMW02	4/1/2014 13:40		0.000003	mg/L	U		280-53804-1	0.0117	ND	NO
SVOC	SW 8270C-SIM	Anthracene	00120-12-7	LYMW02	1/23/2014 12:00		0.000015	mg/L	U		280-51471-1	10.9	ND	NO
SVOC	SW 8270C-SIM	Anthracene	00120-12-7	LYMW02	4/1/2014 13:40		0.000013	mg/L	U		280-53804-1	10.9	ND	NO
SVOC	SW 8270C-SIM	Benzo(k)fluoranthene	00207-08-9	LYMW02	4/1/2014 13:40		0.0000048	mg/L	U		280-53804-1	0.00117	ND	NO
SVOC	SW 8270C-SIM	Chrysene	00218-01-9	LYMW02	1/23/2014 12:00		0.0000033	mg/L	U		280-51471-1	0.0117	ND	NO
SVOC	SW 8270C-SIM	Acenaphthylene	00208-96-8	LYMW02	1/23/2014 12:00		0.00001	mg/L	U		280-51471-1		NA	NA
SVOC	SW 8270C-SIM	Benzo(k)fluoranthene	00207-08-9	LYMW02	1/23/2014 12:00		0.0000052	mg/L	U		280-51471-1	0.00117	ND	NO
SVOC	SW 8270C-SIM	Acenaphthylene	00208-96-8	LYMW02	4/1/2014 13:40		0.0000095	mg/L	U		280-53804-1		NA	NA
SVOC	SW 8270C-SIM	Benzo(g,h,i)perylene	00191-24-2	LYMW02	4/1/2014 13:40		0.0000034	mg/L	U		280-53804-1		NA	NA
SVOC	SW 8270C-SIM	Benzo(g,h,i)perylene	00191-24-2	LYMW02	1/23/2014 12:00		0.0000036	mg/L	U		280-51471-1		NA	NA
SVOC	SW 8270C-SIM	Benzo(b)fluoranthene	00205-99-2	LYMW02	4/1/2014 13:40		0.0000033	mg/L	U		280-53804-1	0.000117	ND	NO
SVOC	SW 8270C-SIM	Indeno(1,2,3-cd)pyrene	00193-39-5	LYMW02	1/23/2014 12:00		0.000015	mg/L	U		280-51471-1	0.000117	ND	NO
SVOC	SW 8270C-SIM	Indeno(1,2,3-cd)pyrene	00193-39-5	LYMW02	4/1/2014 13:40		0.000014	mg/L	U		280-53804-1	0.000117	ND	NO
SVOC	SW 8270C-SIM	Benzo(b)fluoranthene	00205-99-2	LYMW02	1/23/2014 12:00		0.0000035	mg/L	U		280-51471-1	0.000117	ND	NO
SVOC	SW 8270C-SIM	Fluoranthene	00206-44-0	LYMW02	4/1/2014 13:40		0.0000043	mg/L	U		280-53804-1	1.46	ND	NO
SVOC	SW 8270C-SIM	Fluoranthene	00206-44-0	LYMW02	1/23/2014 12:00		0.0000047	mg/L	U		280-51471-1	1.46	ND	NO
SVOC	SW 8270C-SIM	Fluoranthene	00206-44-0	LYMW03	1/23/2014 15:20	0.000013		mg/L	J	J	280-51471-1	1.46	NO	DETECTED
SVOC	SW 8270C-SIM	Fluoranthene	00206-44-0	LYMW03	4/1/2014 16:50		0.0000045	mg/L	U		280-53804-1	1.46	ND	NO
SVOC	SW 8270C-SIM	Benzo(b)fluoranthene	00205-99-2	LYMW03	1/23/2014 15:20		0.0000034	mg/L	U		280-51471-1	0.000117	ND	NO

TABLE 3-9. GROUNDWATER POINT-BY-POINT CONSTITUENT OF CONCERN (COC) SCREEN
WYOMING DEPARTMENT OF ENVIRONMENTAL QUALITY, LARAMIE FORMER YTTRIUM PLANT, LARAMIE, WYOMING

CATEGORY	METHOD	ANALYTE	TRI-CAS	SAMPLE ID	DATE/TIME SAMPLED	DETECTED RESULT	NON-DETECTED RESULT (METHOD DETECTION LIMIT (MDL))	UNITS	LAB QUALIFIER	DATA VALIDATION QUALIFIER	LABORATORY DATA SET NUMBER	WATER CLEAN-UP LEVEL - FACT SHEET #13 (mg/L)	IS DETECT VALUE > SCREENING LEVEL	IS MDL > SCREENING LEVEL
SVOC	SW 8270C-SIM	Indeno(1,2,3-cd)pyrene	00193-39-5	LYMW03	1/23/2014 15:20		0.000015	mg/L	U		280-51471-1	0.000117	ND	NO
SVOC	SW 8270C-SIM	Indeno(1,2,3-cd)pyrene	00193-39-5	LYMW03	4/1/2014 16:50		0.000015	mg/L	U		280-53804-1	0.000117	ND	NO
SVOC	SW 8270C-SIM	Benzo(b)fluoranthene	00205-99-2	LYMW03	4/1/2014 16:50		0.0000034	mg/L	U		280-53804-1	0.000117	ND	NO
SVOC	SW 8270C-SIM	Benzo(g,h,i)perylene	00191-24-2	LYMW03	4/1/2014 16:50		0.0000035	mg/L	U		280-53804-1		NA	NA
SVOC	SW 8270C-SIM	Benzo(g,h,i)perylene	00191-24-2	LYMW03	1/23/2014 15:20	0.0000051		mg/L	J	J	280-51471-1		NA	NA
SVOC	SW 8270C-SIM	Acenaphthylene	00208-96-8	LYMW03	4/1/2014 16:50		0.0000099	mg/L	U		280-53804-1		NA	NA
SVOC	SW 8270C-SIM	Acenaphthylene	00208-96-8	LYMW03	1/23/2014 15:20	0.000012		mg/L	J	J	280-51471-1		NA	NA
SVOC	SW 8270C-SIM	Chrysene	00218-01-9	LYMW03	1/23/2014 15:20		0.0000032	mg/L	U		280-51471-1	0.0117	ND	NO
SVOC	SW 8270C-SIM	Benzo(k)fluoranthene	00207-08-9	LYMW03	1/23/2014 15:20		0.000005	mg/L	U		280-51471-1	0.00117	ND	NO
SVOC	SW 8270C-SIM	Benzo(k)fluoranthene	00207-08-9	LYMW03	4/1/2014 16:50		0.000005	mg/L	U		280-53804-1	0.00117	ND	NO
SVOC	SW 8270C-SIM	Anthracene	00120-12-7	LYMW03	4/1/2014 16:50		0.000014	mg/L	U		280-53804-1	10.9	ND	NO
SVOC	SW 8270C-SIM	Anthracene	00120-12-7	LYMW03	1/23/2014 15:20		0.000014	mg/L	U		280-51471-1	10.9	ND	NO
SVOC	SW 8270C-SIM	Chrysene	00218-01-9	LYMW03	4/1/2014 16:50		0.0000032	mg/L	U		280-53804-1	0.0117	ND	NO
SVOC	SW 8270C-SIM	Dibenzofuran	00132-64-9	LYMW03	1/23/2014 15:20	0.000042		mg/L	J	J	280-51471-1	0.00058	NO	DETECTED
SVOC	SW 8270C-SIM	Dibenzofuran	00132-64-9	LYMW03	4/1/2014 16:50		0.000015	mg/L	U		280-53804-1	0.00058	ND	NO
SVOC	SW 8270C-SIM	Pyrene	00129-00-0	LYMW03	1/23/2014 15:20	0.000045		mg/L	J	J	280-51471-1	1.09	NO	DETECTED
SVOC	SW 8270C-SIM	Pyrene	00129-00-0	LYMW03	4/1/2014 16:50	0.000036		mg/L	J	J	280-53804-1	1.09	NO	DETECTED
SVOC	SW 8270C-SIM	1-Methylnaphthalene	00090-12-0	LYMW03	1/23/2014 15:20	0.000064		mg/L	J	J	280-51471-1	0.00097	NO	DETECTED
SVOC	SW 8270C-SIM	1-Methylnaphthalene	00090-12-0	LYMW03	4/1/2014 16:50		0.0000057	mg/L	U		280-53804-1	0.00097	ND	NO
SVOC	SW 8270C-SIM	2-Methylnaphthalene	00091-57-6	LYMW03	4/1/2014 16:50		0.0000051	mg/L	U		280-53804-1	0.146	ND	NO
SVOC	SW 8270C-SIM	2-Methylnaphthalene	00091-57-6	LYMW03	1/23/2014 15:20	0.000026		mg/L	J	J	280-51471-1	0.146	NO	DETECTED
SVOC	SW 8270C-SIM	Naphthalene	00091-20-3	LYMW03	4/1/2014 16:50		0.0000053	mg/L	U		280-53804-1	0.729	ND	NO
SVOC	SW 8270C-SIM	Acenaphthene	00083-32-9	LYMW03	1/23/2014 15:20	0.00031		mg/L			280-51471-1	2.19	NO	DETECTED
SVOC	SW 8270C-SIM	Naphthalene	00091-20-3	LYMW03	1/23/2014 15:20	0.00016		mg/L			280-51471-1	0.729	NO	DETECTED
SVOC	SW 8270C-SIM	Acenaphthene	00083-32-9	LYMW03	4/1/2014 16:50	0.00072		mg/L			280-53804-1	2.19	NO	DETECTED
SVOC	SW 8270C-SIM	Phenanthrene	00085-01-8	LYMW03	1/23/2014 15:20		0.0000097	mg/L	U		280-51471-1		NA	NA
SVOC	SW 8270C-SIM	Phenanthrene	00085-01-8	LYMW03	4/1/2014 16:50		0.0000097	mg/L	U		280-53804-1		NA	NA
SVOC	SW 8270C-SIM	Fluorene	00086-73-7	LYMW03	4/1/2014 16:50		0.000019	mg/L	U		280-53804-1	1.46	ND	NO

TABLE 3-9. GROUNDWATER POINT-BY-POINT CONSTITUENT OF CONCERN (COC) SCREEN
WYOMING DEPARTMENT OF ENVIRONMENTAL QUALITY, LARAMIE FORMER YTTRIUM PLANT, LARAMIE, WYOMING

CATEGORY	METHOD	ANALYTE	TRI-CAS	SAMPLE ID	DATE/TIME SAMPLED	DETECTED RESULT	NON-DETECTED RESULT (METHOD DETECTION LIMIT (MDL))	UNITS	LAB QUALIFIER	DATA VALIDATION QUALIFIER	LABORATORY DATA SET NUMBER	WATER CLEAN-UP LEVEL - FACT SHEET #13 (mg/L)	IS DETECT VALUE > SCREENING LEVEL	IS MDL > SCREENING LEVEL
SVOC	SW 8270C-SIM	Fluorene	00086-73-7	LYMW03	1/23/2014 15:20	0.00015		mg/L			280-51471-1	1.46	NO	DETECTED
SVOC	SW 8270C-SIM	Benzo(a)anthracene	00056-55-3	LYMW03	4/1/2014 16:50		0.0000032	mg/L	U		280-53804-1	0.000117	ND	NO
SVOC	SW 8270C-SIM	Benzo(a)anthracene	00056-55-3	LYMW03	1/23/2014 15:20		0.0000032	mg/L	U		280-51471-1	0.000117	ND	NO
SVOC	SW 8270C-SIM	Dibenzo(a,h)anthracene	00053-70-3	LYMW03	1/23/2014 15:20		0.0000048	mg/L	U		280-51471-1	0.0000117	ND	NO
SVOC	SW 8270C-SIM	Dibenzo(a,h)anthracene	00053-70-3	LYMW03	4/1/2014 16:50		0.0000048	mg/L	U		280-53804-1	0.0000117	ND	NO
SVOC	SW 8270C-SIM	Benzo(a)pyrene	00050-32-8	LYMW03	4/1/2014 16:50		0.0000051	mg/L	U		280-53804-1	0.0002	ND	NO
SVOC	SW 8270C	Hexachloroethane	00067-72-1	LYMW03	1/23/2014 15:20		0.0021	mg/L	U		280-51471-1	0.00608	ND	NO
SVOC	SW 8270C-SIM	Benzo(a)pyrene	00050-32-8	LYMW03	1/23/2014 15:20		0.0000051	mg/L	U		280-51471-1	0.0002	ND	NO
SVOC	SW 8270C	Isophorone	00078-59-1	LYMW03	4/1/2014 16:50		0.00021	mg/L	U		280-53804-1	0.0895	ND	NO
SVOC	SW 8270C	Isophorone	00078-59-1	LYMW03	1/23/2014 15:20		0.00021	mg/L	U		280-51471-1	0.0895	ND	NO
SVOC	SW 8270C	Hexachloroethane	00067-72-1	LYMW03	4/1/2014 16:50		0.0021	mg/L	U		280-53804-1	0.00608	ND	NO
SVOC	SW 8270C	Hexachlorocyclopentadiene	00077-47-4	LYMW03	4/1/2014 16:50		0.0099	mg/L	U		280-53804-1	0.05	ND	NO
SVOC	SW 8270C	Hexachlorocyclopentadiene	00077-47-4	LYMW03	1/23/2014 15:20		0.01	mg/L	U		280-51471-1	0.05	ND	NO
SVOC	SW 8270C	N-Nitrosodiphenylamine	00086-30-6	LYMW03	4/1/2014 16:50		0.00044	mg/L	U		280-53804-1	0.0174	ND	NO
SVOC	SW 8270C	Butylbenzylphthalate	00085-68-7	LYMW03	4/1/2014 16:50		0.00099	mg/L	U		280-53804-1	7.29	ND	NO
SVOC	SW 8270C	N-Nitrosodiphenylamine	00086-30-6	LYMW03	1/23/2014 15:20		0.00044	mg/L	U		280-51471-1	0.0174	ND	NO
SVOC	SW 8270C	Butylbenzylphthalate	00085-68-7	LYMW03	1/23/2014 15:20		0.001	mg/L	U		280-51471-1	7.29	ND	NO
SVOC	SW 8270C	Carbazole	00086-74-8	LYMW03	4/1/2014 16:50		0.00043	mg/L	U		280-53804-1		NA	NA
SVOC	SW 8270C	Carbazole	00086-74-8	LYMW03	1/23/2014 15:20		0.00043	mg/L	U		280-51471-1		NA	NA
SVOC	SW 8270C	Di-n-butylphthalate	00084-74-2	LYMW03	4/1/2014 16:50		0.0012	mg/L	U		280-53804-1	3.65	ND	NO
SVOC	SW 8270C	Di-n-butylphthalate	00084-74-2	LYMW03	1/23/2014 15:20		0.0012	mg/L	U		280-51471-1	3.65	ND	NO
SVOC	SW 8270C	3,3-Dichlorobenzidine	00091-94-1	LYMW03	4/1/2014 16:50		0.002	mg/L	U	UJ	280-53804-1	0.000189	ND	YES
SVOC	SW 8270C	Diethylphthalate	00084-66-2	LYMW03	4/1/2014 16:50		0.00038	mg/L	U		280-53804-1	29.2	ND	NO
SVOC	SW 8270C	Diethylphthalate	00084-66-2	LYMW03	1/23/2014 15:20		0.00038	mg/L	U		280-51471-1	29.2	ND	NO
SVOC	SW 8270C	3,3-Dichlorobenzidine	00091-94-1	LYMW03	1/23/2014 15:20		0.002	mg/L	U		280-51471-1	0.000189	ND	YES
SVOC	SW 8270C	Hexachlorobutadiene	00087-68-3	LYMW03	1/23/2014 15:20		0.0033	mg/L	U		280-51471-1	0.00109	ND	YES
SVOC	SW 8270C	Hexachlorobutadiene	00087-68-3	LYMW03	4/1/2014 16:50		0.0033	mg/L	U		280-53804-1	0.00109	ND	YES
SVOC	SW 8270C	Nitrobenzene	00098-95-3	LYMW03	4/1/2014 16:50		0.00081	mg/L	U		280-53804-1	0.0729	ND	NO
SVOC	SW 8270C	Nitrobenzene	00098-95-3	LYMW03	1/23/2014 15:20		0.00082	mg/L	U		280-51471-1	0.0729	ND	NO
SVOC	SW 8270C	1,2-Dichlorobenzene	00095-50-1	LYMW03	4/1/2014 16:50		0.00023	mg/L	U		280-53804-1	0.6	ND	NO
SVOC	SW 8270C	1,2-Dichlorobenzene	00095-50-1	LYMW03	1/23/2014 15:20		0.00023	mg/L	U		280-51471-1	0.6	ND	NO
SVOC	SW 8270C	2-Methylphenol	00095-48-7	LYMW03	1/23/2014 15:20		0.00099	mg/L	U		280-51471-1	1.82	ND	NO
SVOC	SW 8270C	3-Methylphenol	00108-39-4	LYMW03	4/1/2014 16:50		0.00025	mg/L	U		280-53804-1	1.82	ND	NO
SVOC	SW 8270C	2-Methylphenol	00095-48-7	LYMW03	4/1/2014 16:50		0.00097	mg/L	U		280-53804-1	1.82	ND	NO
SVOC	SW 8270C	3-Methylphenol	00108-39-4	LYMW03	1/23/2014 15:20		0.00025	mg/L	U		280-51471-1	1.82	ND	NO
SVOC	SW 8270C	4-Chloroaniline	00106-47-8	LYMW03	1/23/2014 15:20		0.0022	mg/L	U		280-51471-1	0.146	ND	NO
SVOC	SW 8270C	1,4-Dichlorobenzene	00106-46-7	LYMW03	1/23/2014 15:20		0.00032	mg/L	U		280-51471-1	0.075	ND	NO
SVOC	SW 8270C	1,4-Dichlorobenzene	00106-46-7	LYMW03	4/1/2014 16:50		0.00032	mg/L	U		280-53804-1	0.075	ND	NO
SVOC	SW 8270C	4-Chloroaniline	00106-47-8	LYMW03	4/1/2014 16:50		0.0021	mg/L	U		280-53804-1	0.146	ND	NO
SVOC	SW 8270C	2,4-Dimethylphenol	00105-67-9	LYMW03	4/1/2014 16:50		0.00058	mg/L	U		280-53804-1	0.729	ND	NO
SVOC	SW 8270C	4-Methylphenol	00106-44-5	LYMW03	4/1/2014 16:50		0.00025	mg/L	U		280-53804-1	0.182	ND	NO
SVOC	SW 8270C	4-Methylphenol	00106-44-5	LYMW03	1/23/2014 15:20		0.00025	mg/L	U		280-51471-1	0.182	ND	NO

TABLE 3-9. GROUNDWATER POINT-BY-POINT CONSTITUENT OF CONCERN (COC) SCREEN
WYOMING DEPARTMENT OF ENVIRONMENTAL QUALITY, LARAMIE FORMER YTTRIUM PLANT, LARAMIE, WYOMING

CATEGORY	METHOD	ANALYTE	TRI-CAS	SAMPLE ID	DATE/TIME SAMPLED	DETECTED RESULT	NON-DETECTED RESULT (METHOD DETECTION LIMIT (MDL))	UNITS	LAB QUALIFIER	DATA VALIDATION QUALIFIER	LABORATORY DATA SET NUMBER	WATER CLEAN-UP LEVEL - FACT SHEET #13 (mg/L)	IS DETECT VALUE > SCREENING LEVEL	IS MDL > SCREENING LEVEL
SVOC	SW 8270C	2,4-Dimethylphenol	00105-67-9	LYMW03	1/23/2014 15:20		0.00058	mg/L	U		280-51471-1	0.729	ND	NO
SVOC	SW 8270C	Phenol	00108-95-2	LYMW03	1/23/2014 15:20		0.002	mg/L	U		280-51471-1	10.9	ND	NO
SVOC	SW 8270C	Bis(2-chloroethyl)ether	00111-44-4	LYMW03	1/23/2014 15:20		0.00041	mg/L	U		280-51471-1	0.0000773	ND	YES
SVOC	SW 8270C	Phenol	00108-95-2	LYMW03	4/1/2014 16:50		0.002	mg/L	U		280-53804-1	10.9	ND	NO
SVOC	SW 8270C	Pyridine	00110-86-1	LYMW03	1/23/2014 15:20		0.0017	mg/L	U		280-51471-1	0.0365	ND	NO
SVOC	SW 8270C	Pyridine	00110-86-1	LYMW03	4/1/2014 16:50		0.0017	mg/L	U		280-53804-1	0.0365	ND	NO
SVOC	SW 8270C	Bis(2-chloroethyl)ether	00111-44-4	LYMW03	4/1/2014 16:50		0.00041	mg/L	U		280-53804-1	0.0000773	ND	YES
GENERAL	SW 9045C Mod	pH, Laboratory	PH_LAB	LYMW03	4/1/2014 16:50	6.96		Std Units	HF	J	280-53804-1		NA	NA
GENERAL	SW 9045C Mod	pH, Laboratory	PH_LAB	LYMW03	1/23/2014 15:20	6.9		Std Units	HF	J	280-51471-1		NA	NA
GENERAL	SW 9056A_28D	Chloride	CHLORIDE	LYMW03	4/1/2014 16:50	190		mg/L			280-53804-1	250	NO	DETECTED
GENERAL	SW 9056_28D	Chloride	CHLORIDE	LYMW03	1/23/2014 15:20	220		mg/L			280-51471-1	250	NO	DETECTED
METALS	SW6020	Nickel, Dissolved	DNI	LYMW03	1/23/2014 15:20	0.0012		mg/L	J	J	280-51471-1	0.729	NO	DETECTED
METALS	SW6020	Nickel, Dissolved	DNI	LYMW03	4/1/2014 16:50	0.0013		mg/L	J	J	280-53804-1	0.729	NO	DETECTED
GENERAL	SW 9056A_28D	Sulfate	SULFATE	LYMW03	4/1/2014 16:50	1500		mg/L			280-53804-1	250	YES	DETECTED
METALS	SW6020	Lead, Dissolved	DPB	LYMW03	1/23/2014 15:20		0.00018	mg/L	U		280-51471-1	0.015	ND	NO
METALS	SW6020	Lead, Dissolved	DPB	LYMW03	4/1/2014 16:50		0.00018	mg/L	U		280-53804-1	0.015	ND	NO
METALS	SW6020	Antimony, Dissolved	DSB	LYMW03	4/1/2014 16:50		0.0004	mg/L	U		280-53804-1	0.006	ND	NO
METALS	SW6020	Antimony, Dissolved	DSB	LYMW03	1/23/2014 15:20		0.0004	mg/L	U		280-51471-1	0.006	ND	NO
METALS	SW6020	Selenium, Dissolved	DSE	LYMW03	1/23/2014 15:20		0.0007	mg/L	U		280-51471-1	0.05	ND	NO
METALS	SW6020	Thallium, Dissolved	DTL	LYMW03	4/1/2014 16:50		0.00005	mg/L	U		280-53804-1	0.002	ND	NO
METALS	SW6020	Selenium, Dissolved	DSE	LYMW03	4/1/2014 16:50		0.0007	mg/L	U		280-53804-1	0.05	ND	NO
METALS	SW6020	Thallium, Dissolved	DTL	LYMW03	1/23/2014 15:20		0.00005	mg/L	U		280-51471-1	0.002	ND	NO
METALS	SW6020	Vanadium, Dissolved	DVA	LYMW03	1/23/2014 15:20		0.0005	mg/L	U		280-51471-1	0.255	ND	NO
METALS	SW6020	Vanadium, Dissolved	DVA	LYMW03	4/1/2014 16:50		0.0005	mg/L	U		280-53804-1	0.255	ND	NO
METALS	SW6020	Zinc, Dissolved	DZN	LYMW03	4/1/2014 16:50		0.002	mg/L	U		280-53804-1	5	ND	NO
METALS	SW6020	Zinc, Dissolved	DZN	LYMW03	1/23/2014 15:20	0.0024		mg/L	J	J	280-51471-1	5	NO	DETECTED
METALS	SW6020	Manganese, Dissolved	DMN	LYMW03	4/1/2014 16:50	1.8		mg/L			280-53804-1	0.05	YES	DETECTED
METALS	SW6020	Manganese, Dissolved	DMN	LYMW03	1/23/2014 15:20	1.7		mg/L			280-51471-1	0.05	YES	DETECTED
METALS	SW6020	Barium, Dissolved	DBA	LYMW03	1/23/2014 15:20	0.032		mg/L			280-51471-1	2	NO	DETECTED
METALS	SW6020	Barium, Dissolved	DBA	LYMW03	4/1/2014 16:50	0.03		mg/L			280-53804-1	2	NO	DETECTED
METALS	SW6020	Beryllium, Dissolved	DBE	LYMW03	1/23/2014 15:20		0.0004	mg/L	U		280-51471-1	0.004	ND	NO
METALS	SW6020	Beryllium, Dissolved	DBE	LYMW03	4/1/2014 16:50		0.00008	mg/L	U		280-53804-1	0.004	ND	NO
METALS	SW6020	Cadmium, Dissolved	DCD	LYMW03	4/1/2014 16:50		0.0001	mg/L	U		280-53804-1	0.005	ND	NO
METALS	SW6020	Cadmium, Dissolved	DCD	LYMW03	1/23/2014 15:20		0.0001	mg/L	U		280-51471-1	0.005	ND	NO
METALS	SW6020	Cobalt, Dissolved	DCO	LYMW03	4/1/2014 16:50	0.000065		mg/L	J	J	280-53804-1	0.0109	NO	DETECTED
METALS	SW6020	Cobalt, Dissolved	DCO	LYMW03	1/23/2014 15:20	0.000076		mg/L	J	J	280-51471-1	0.0109	NO	DETECTED
METALS	SW6020	Chromium, Dissolved	DCR	LYMW03	4/1/2014 16:50		0.0005	mg/L	U		280-53804-1	0.1	ND	NO
METALS	SW6020	Chromium, Dissolved	DCR	LYMW03	1/23/2014 15:20		0.0005	mg/L	U		280-51471-1	0.1	ND	NO
METALS	SW6020	Copper, Dissolved	DCU	LYMW03	1/23/2014 15:20		0.00056	mg/L	U		280-51471-1	1.3	ND	NO
METALS	SW6020	Thallium, Total	TL	LYMW03	1/23/2014 15:20		0.00005	mg/L	U		280-51471-1	0.002	ND	NO
METALS	SW6020	Copper, Dissolved	DCU	LYMW03	4/1/2014 16:50		0.00056	mg/L	U		280-53804-1	1.3	ND	NO
METALS	SW6020	Thallium, Total	TL	LYMW03	4/1/2014 16:50		0.00005	mg/L	U		280-53804-1	0.002	ND	NO
METALS	SW6020	Antimony, Total	SB	LYMW03	4/1/2014 16:50		0.0004	mg/L	U		280-53804-1	0.006	ND	NO
METALS	SW6020	Antimony, Total	SB	LYMW03	1/23/2014 15:20		0.0004	mg/L	U		280-51471-1	0.006	ND	NO
METALS	SW6020	Selenium, Total	SE	LYMW03	1/23/2014 15:20		0.0007	mg/L	U		280-51471-1	0.05	ND	NO
METALS	SW6020	Selenium, Total	SE	LYMW03	4/1/2014 16:50		0.0007	mg/L	U		280-53804-1	0.05	ND	NO

TABLE 3-9. GROUNDWATER POINT-BY-POINT CONSTITUENT OF CONCERN (COC) SCREEN
WYOMING DEPARTMENT OF ENVIRONMENTAL QUALITY, LARAMIE FORMER YTTRIUM PLANT, LARAMIE, WYOMING

CATEGORY	METHOD	ANALYTE	TRI-CAS	SAMPLE ID	DATE/TIME SAMPLED	DETECTED RESULT	NON-DETECTED RESULT (METHOD DETECTION LIMIT (MDL))	UNITS	LAB QUALIFIER	DATA VALIDATION QUALIFIER	LABORATORY DATA SET NUMBER	WATER CLEAN-UP LEVEL - FACT SHEET #13 (mg/L)	IS DETECT VALUE > SCREENING LEVEL	IS MDL > SCREENING LEVEL
METALS	SW6020	Nickel, Total	NI	LYMW03	4/1/2014 16:50	0.0014		mg/L	J	J	280-53804-1	0.729	NO	DETECTED
METALS	SW6020	Nickel, Total	NI	LYMW03	1/23/2014 15:20	0.0014		mg/L	J	J	280-51471-1	0.729	NO	DETECTED
METALS	SW6020	Lead, Total	PB	LYMW03	1/23/2014 15:20		0.00018	mg/L	U		280-51471-1	0.015	ND	NO
METALS	SW6020	Manganese, Total	MN	LYMW03	1/23/2014 15:20	1.8		mg/L			280-51471-1	0.05	YES	DETECTED
METALS	SW6020	Manganese, Total	MN	LYMW03	4/1/2014 16:50	1.8		mg/L	B		280-53804-1	0.05	YES	DETECTED
METALS	SW6020	Lead, Total	PB	LYMW03	4/1/2014 16:50		0.00018	mg/L	U		280-53804-1	0.015	ND	NO
METALS	SW6020	Vanadium, Total	VA	LYMW03	4/1/2014 16:50	0.00058		mg/L	J	J	280-53804-1	0.255	NO	DETECTED
METALS	SW6020	Zinc, Total	ZN	LYMW03	1/23/2014 15:20	0.0028		mg/L	J	J	280-51471-1	5	NO	DETECTED
METALS	SW6020	Vanadium, Total	VA	LYMW03	1/23/2014 15:20	0.005		mg/L	J B	U	280-51471-1	0.255	NO	DETECTED
METALS	SW6020	Zinc, Total	ZN	LYMW03	4/1/2014 16:50		0.002	mg/L	U		280-53804-1	5	ND	NO
METALS	SW6020	Cobalt, Total	CO	LYMW03	1/23/2014 15:20	0.0001		mg/L	J	J	280-51471-1	0.0109	NO	DETECTED
METALS	SW6020	Cadmium, Total	CD	LYMW03	4/1/2014 16:50		0.0001	mg/L	U		280-53804-1	0.005	ND	NO
METALS	SW6020	Cadmium, Total	CD	LYMW03	1/23/2014 15:20		0.0001	mg/L	U		280-51471-1	0.005	ND	NO
METALS	SW6020	Cobalt, Total	CO	LYMW03	4/1/2014 16:50	0.00029		mg/L	J	J	280-53804-1	0.0109	NO	DETECTED
METALS	SW6020	Arsenic, Dissolved	DAS	LYMW03	1/23/2014 15:20	0.00078		mg/L	J	J	280-51471-1	0.01	NO	DETECTED
METALS	SW6020	Arsenic, Dissolved	DAS	LYMW03	4/1/2014 16:50	0.00074		mg/L	J	J	280-53804-1	0.01	NO	DETECTED
METALS	SW6020	Silver, Dissolved	DAG	LYMW03	1/23/2014 15:20		0.000033	mg/L	U		280-51471-1	0.1	ND	NO
METALS	SW6020	Silver, Dissolved	DAG	LYMW03	4/1/2014 16:50		0.000033	mg/L	U		280-53804-1	0.1	ND	NO
METALS	SW6020	Chromium, Total	CR	LYMW03	4/1/2014 16:50		0.0005	mg/L	U		280-53804-1	0.1	ND	NO
METALS	SW6020	Chromium, Total	CR	LYMW03	1/23/2014 15:20		0.0005	mg/L	U		280-51471-1	0.1	ND	NO
METALS	SW6020	Copper, Total	CU	LYMW03	4/1/2014 16:50		0.00056	mg/L	U		280-53804-1	1.3	ND	NO
METALS	SW6020	Copper, Total	CU	LYMW03	1/23/2014 15:20		0.00056	mg/L	U		280-51471-1	1.3	ND	NO
METALS	SW6020	Barium, Total	BA	LYMW03	1/23/2014 15:20	0.039		mg/L			280-51471-1	2	NO	DETECTED
METALS	SW6020	Barium, Total	BA	LYMW03	4/1/2014 16:50	0.037		mg/L			280-53804-1	2	NO	DETECTED
METALS	SW6020	Beryllium, Total	BE	LYMW03	1/23/2014 15:20		0.00008	mg/L	U		280-51471-1	0.004	ND	NO
METALS	SW6020	Beryllium, Total	BE	LYMW03	4/1/2014 16:50		0.00008	mg/L	U		280-53804-1	0.004	ND	NO
METALS	SW6020	Arsenic, Total	AS	LYMW03	1/23/2014 15:20	0.0014		mg/L	J	J	280-51471-1	0.01	NO	DETECTED
METALS	SW6020	Arsenic, Total	AS	LYMW03	4/1/2014 16:50	0.0017		mg/L	J	J	280-53804-1	0.01	NO	DETECTED
METALS	SW6020	Silver, Total	AG	LYMW03	1/23/2014 15:20		0.000033	mg/L	U		280-51471-1	0.1	ND	NO
METALS	SW6020	Silver, Total	AG	LYMW03	4/1/2014 16:50		0.000033	mg/L	U		280-53804-1	0.1	ND	NO
SVOC	SW 8270C	1,2,4-Trichlorobenzene	00120-82-1	LYMW03	4/1/2014 16:50		0.00028	mg/L	U		280-53804-1	0.07	ND	NO
SVOC	SW 8270C	1,2,4-Trichlorobenzene	00120-82-1	LYMW03	1/23/2014 15:20		0.00028	mg/L	U		280-51471-1	0.07	ND	NO
SVOC	SW 8270C	2,4-Dinitrotoluene	00121-14-2	LYMW03	4/1/2014 16:50		0.0017	mg/L	U		280-53804-1	0.0729	ND	NO
SVOC	SW 8270C	2,4-Dinitrotoluene	00121-14-2	LYMW03	1/23/2014 15:20		0.0017	mg/L	U		280-51471-1	0.0729	ND	NO
SVOC	SW 8270C	Di-n-octylphthalate	00117-84-0	LYMW03	1/23/2014 15:20		0.00035	mg/L	U		280-51471-1	0.016	ND	NO
SVOC	SW 8270C	Bis(2-ethylhexyl)phthalate	00117-81-7	LYMW03	4/1/2014 16:50	0.0022		mg/L	J	J	280-53804-1	0.006	NO	DETECTED
SVOC	SW 8270C	Di-n-octylphthalate	00117-84-0	LYMW03	4/1/2014 16:50		0.00035	mg/L	U		280-53804-1	0.016	ND	NO
SVOC	SW 8270C	Bis(2-ethylhexyl)phthalate	00117-81-7	LYMW03	1/23/2014 15:20		0.00056	mg/L	U		280-51471-1	0.006	ND	NO
SVOC	SW 8270C	N-Nitrosodi-n-propylamine	00621-64-7	LYMW03	1/23/2014 15:20		0.00035	mg/L	U		280-51471-1	0.0000122	ND	YES
SVOC	SW 8270C	N-Nitrosodi-n-propylamine	00621-64-7	LYMW03	4/1/2014 16:50		0.00035	mg/L	U		280-53804-1	0.0000122	ND	YES
SVOC	SW 8270C	2,6-Dinitrotoluene	00606-20-2	LYMW03	1/23/2014 15:20		0.0019	mg/L	U		280-51471-1	0.0365	ND	NO
SVOC	SW 8270C	2,6-Dinitrotoluene	00606-20-2	LYMW03	4/1/2014 16:50		0.0019	mg/L	U		280-53804-1	0.0365	ND	NO
GENERAL	SW 8015C-DRO	TPH DRO	TEH1	LYMW03	1/23/2014 15:20	1		mg/L			280-51471-1	1.1	NO	DETECTED
GENERAL	SW 8015C-DRO	TPH DRO	TEH1	LYMW03	4/1/2014 16:50	1.7		mg/L			280-53804-1	1.1	YES	DETECTED
METALS	SW 7470A	Mercury, Dissolved	DHG	LYMW03	1/23/2014 15:20		0.000027	mg/L	U		280-51471-1	0.002	ND	NO
METALS	SW 7470A	Mercury, Dissolved	DHG	LYMW03	4/1/2014 16:50		0.000027	mg/L	U		280-53804-1	0.002	ND	NO
METALS	SW 7470A	Mercury, Total	HG	LYMW03	4/1/2014 16:50		0.000027	mg/L	U		280-53804-1	0.002	ND	NO
METALS	SW 7470A	Mercury, Total	HG	LYMW03	1/23/2014 15:20		0.000027	mg/L	U		280-51471-1	0.002	ND	NO

TABLE 3-9. GROUNDWATER POINT-BY-POINT CONSTITUENT OF CONCERN (COC) SCREEN
WYOMING DEPARTMENT OF ENVIRONMENTAL QUALITY, LARAMIE FORMER YTTRIUM PLANT, LARAMIE, WYOMING

CATEGORY	METHOD	ANALYTE	TRI-CAS	SAMPLE ID	DATE/TIME SAMPLED	DETECTED RESULT	NON-DETECTED RESULT (METHOD DETECTION LIMIT (MDL))	UNITS	LAB QUALIFIER	DATA VALIDATION QUALIFIER	LABORATORY DATA SET NUMBER	WATER CLEAN-UP LEVEL - FACT SHEET #13 (mg/L)	IS DETECT VALUE > SCREENING LEVEL	IS MDL > SCREENING LEVEL
GENERAL	SW 8015C_GRO	TPH GRO	TVH1	LYMW03	4/1/2014 16:50	0.12		mg/L			280-53804-1	7.3	NO	DETECTED
GENERAL	SW 8015C_GRO	TPH GRO	TVH1	LYMW03	1/23/2014 15:20	0.07		mg/L			280-51471-1	7.3	NO	DETECTED
METALS	SW 6010B	Calcium, Total	CA	LYMW03	1/23/2014 15:20	280		mg/L			280-51471-1	0.005	YES	DETECTED
METALS	SW 6010B	Magnesium, Total	MG	LYMW03	1/23/2014 15:20	250		mg/L			280-51471-1		NA	NA
METALS	SW 6010B	Sodium, Total	NA	LYMW03	4/1/2014 16:50	260		mg/L			280-53804-1		NA	NA
METALS	SW 6010B	Sodium, Total	NA	LYMW03	1/23/2014 15:20	260		mg/L			280-51471-1		NA	NA
METALS	SW 6010B	Potassium, Total	K	LYMW03	1/23/2014 15:20	6		mg/L			280-51471-1		NA	NA
METALS	SW 6010B	Calcium, Total	CA	LYMW03	4/1/2014 16:50	270		mg/L			280-53804-1	0.005	YES	DETECTED
METALS	SW 6010B	Potassium, Total	K	LYMW03	4/1/2014 16:50	5.6		mg/L			280-53804-1		NA	NA
METALS	SW 6010B	Magnesium, Total	MG	LYMW03	4/1/2014 16:50	230		mg/L			280-53804-1		NA	NA
METALS	SW 6010B	Iron, Total	FE	LYMW03	1/23/2014 15:20	17		mg/L			280-51471-1	25.5	NO	DETECTED
METALS	SW 6010B	Iron, Dissolved	DFE	LYMW03	4/1/2014 16:50	8.6		mg/L		J	280-53804-1	25.5	NO	DETECTED
METALS	SW 6010B	Iron, Total	FE	LYMW03	4/1/2014 16:50	16		mg/L			280-53804-1	25.5	NO	DETECTED
METALS	SW 6010B	Iron, Dissolved	DFE	LYMW03	1/23/2014 15:20	7.8		mg/L			280-51471-1	25.5	NO	DETECTED
METALS	SW 6010B	Sodium, Dissolved	DNA	LYMW03	4/1/2014 16:50	260		mg/L			280-53804-1		NA	NA
METALS	SW 6010B	Sodium, Dissolved	DNA	LYMW03	1/23/2014 15:20	270		mg/L			280-51471-1		NA	NA
METALS	SW 6010B	Calcium, Dissolved	DCA	LYMW03	1/23/2014 15:20	280		mg/L			280-51471-1	0.005	YES	DETECTED
METALS	SW 6010B	Calcium, Dissolved	DCA	LYMW03	4/1/2014 16:50	270		mg/L			280-53804-1	0.005	YES	DETECTED
METALS	SW 6010B	Boron, Dissolved	DB	LYMW03	4/1/2014 16:50	2.4		mg/L			280-53804-1	0.75	YES	DETECTED
METALS	SW 6010B	Boron, Dissolved	DB	LYMW03	1/23/2014 15:20	2.3		mg/L			280-51471-1	0.75	YES	DETECTED
METALS	SW 6010B	Potassium, Dissolved	DK	LYMW03	1/23/2014 15:20	6.1		mg/L			280-51471-1		NA	NA
METALS	SW 6010B	Potassium, Dissolved	DK	LYMW03	4/1/2014 16:50	5.9		mg/L			280-53804-1		NA	NA
METALS	SW 6010B	Magnesium, Dissolved	DMG	LYMW03	1/23/2014 15:20	250		mg/L			280-51471-1		NA	NA
METALS	SW 6010B	Magnesium, Dissolved	DMG	LYMW03	4/1/2014 16:50	250		mg/L			280-53804-1		NA	NA
METALS	SW 6010B	Aluminum, Total	AL	LYMW03	4/1/2014 16:50		0.018	mg/L	U ^		280-53804-1	36.5	ND	NO
METALS	SW 6010B	Aluminum, Total	AL	LYMW03	1/23/2014 15:20	0.026		mg/L	J	J	280-51471-1	36.5	NO	DETECTED
METALS	SW 6010B	Boron, Total	B	LYMW03	1/23/2014 15:20	2.3		mg/L			280-51471-1	0.75	YES	DETECTED
METALS	SW 6010B	Boron, Total	B	LYMW03	4/1/2014 16:50	2.3		mg/L	B		280-53804-1	0.75	YES	DETECTED
METALS	SW 6010B	Aluminum, Dissolved	DAL	LYMW03	1/23/2014 15:20		0.018	mg/L	U		280-51471-1	36.5	ND	NO
METALS	SW 6010B	Aluminum, Dissolved	DAL	LYMW03	4/1/2014 16:50		0.018	mg/L	U		280-53804-1	36.5	ND	NO
GENERAL	20B	Calcium, Total	CA	LYMW03	1/23/2014 15:20	270		mg/L			280-51471-1	0.005	YES	DETECTED
GENERAL	20B	Magnesium, Total	MG	LYMW03	4/1/2014 16:50	240		mg/L			280-53804-1		NA	NA
GENERAL	20B	Calcium, Total	CA	LYMW03	4/1/2014 16:50	260		mg/L			280-53804-1	0.005	YES	DETECTED
GENERAL	20B	Magnesium, Total	MG	LYMW03	1/23/2014 15:20	250		mg/L			280-51471-1		NA	NA
GENERAL	20B	Sodium, Total	NA	LYMW03	4/1/2014 16:50	250		mg/L			280-53804-1		NA	NA
GENERAL	20B	Sodium, Total	NA	LYMW03	1/23/2014 15:20	270		mg/L			280-51471-1		NA	NA
GENERAL	20B	Sodium Adsorption Ratio	SAR	LYMW03	1/23/2014 15:20	2.8		unitless			280-51471-1		NA	NA
GENERAL	20B	Sodium Adsorption Ratio	SAR	LYMW03	4/1/2014 16:50	2.7		unitless			280-53804-1		NA	NA
METALS	6010B	Lead, Total	PB	LYMW03	6/4/2012 0:00	0.0227		mg/L			Historical	0.015	YES	DETECTED
METALS	6010B	Selenium, Total	SE	LYMW03	6/4/2012 0:00	0.0035		mg/L	J		Historical	0.05	NO	DETECTED
METALS	6010B	Nickel, Total	NI	LYMW03	6/4/2012 0:00	0.0204		mg/L			Historical	0.729	NO	DETECTED
METALS	6010B	Sodium, Total	NA	LYMW03	6/4/2012 0:00	0.000299		mg/L			Historical		NA	NA
METALS	6010B	Magnesium, Total	MG	LYMW03	6/4/2012 0:00	289		mg/L			Historical		NA	NA
METALS	6010B	Manganese, Total	MN	LYMW03	6/4/2012 0:00	2.98		mg/L			Historical	0.05	YES	DETECTED
METALS	6010B	Mercury, Total	HG	LYMW03	6/4/2012 0:00	0.00008		mg/L			Historical	0.002	NO	DETECTED
METALS	6010B	Potassium, Total	K	LYMW03	6/4/2012 0:00	0.00000748		mg/L			Historical		NA	NA
METALS	6010B	Iron, Total	FE	LYMW03	6/4/2012 0:00	44.9		mg/L			Historical	25.5	YES	DETECTED
METALS	6010B	Thallium, Total	TL	LYMW03	6/4/2012 0:00		0.0025	mg/L	U		Historical	0.002	ND	YES

TABLE 3-9. GROUNDWATER POINT-BY-POINT CONSTITUENT OF CONCERN (COC) SCREEN
WYOMING DEPARTMENT OF ENVIRONMENTAL QUALITY, LARAMIE FORMER YTTRIUM PLANT, LARAMIE, WYOMING

CATEGORY	METHOD	ANALYTE	TRI-CAS	SAMPLE ID	DATE/TIME SAMPLED	DETECTED RESULT	NON-DETECTED RESULT (METHOD DETECTION LIMIT (MDL))	UNITS	LAB QUALIFIER	DATA VALIDATION QUALIFIER	LABORATORY DATA SET NUMBER	WATER CLEAN-UP LEVEL - FACT SHEET #13 (mg/L)	IS DETECT VALUE > SCREENING LEVEL	IS MDL > SCREENING LEVEL
METALS	6010B	Vanadium, Total	VA	LYMW03	6/4/2012 0:00	0.0437		mg/L			Historical	0.255	NO	DETECTED
METALS	6010B	Zinc, Total	ZN	LYMW03	6/4/2012 0:00	0.13		mg/L			Historical	5	NO	DETECTED
METALS	6010B	Cadmium, Total	CD	LYMW03	6/4/2012 0:00	0.0011		mg/L			Historical	0.005	NO	DETECTED
METALS	6010B	Calcium, Total	CA	LYMW03	6/4/2012 0:00	304		mg/L			Historical	0.005	YES	DETECTED
METALS	6010B	Chromium, Total	CR	LYMW03	6/4/2012 0:00	0.0285		mg/L			Historical	0.1	NO	DETECTED
METALS	6010B	Cobalt, Total	CO	LYMW03	6/4/2012 0:00	0.0101		mg/L			Historical	0.0109	NO	DETECTED
METALS	6010B	Copper, Total	CU	LYMW03	6/4/2012 0:00	0.0173		mg/L			Historical	1.3	NO	DETECTED
METALS	6010B	Beryllium, Total	BE	LYMW03	6/4/2012 0:00	0.0016		mg/L			Historical	0.004	NO	DETECTED
METALS	6010B	Barium, Total	BA	LYMW03	6/4/2012 0:00	0.0994		mg/L			Historical	2	NO	DETECTED
METALS	6010B	Aluminum, Total	AL	LYMW03	6/4/2012 0:00	10.6		mg/L			Historical	36.5	NO	DETECTED
METALS	6010B	Arsenic, Total	AS	LYMW03	6/4/2012 0:00	0.0089		mg/L	J		Historical	0.01	NO	DETECTED
GENERAL	8015M	TPH DRO	TEH1	LYMW03	6/4/2012 0:00	2.4		mg/L			Historical	1.1	YES	DETECTED
GENERAL	8015M	TPH GRO	TVH1	LYMW03	6/4/2012 0:00	0.084		mg/L	J		Historical	7.3	NO	DETECTED
VOC	8260	m,p-Xylene	MPXYLENE	LYMW03	6/4/2012 0:00		0.0006	mg/L	U		Historical	7.29	ND	NO
VOC	8260	MTBE	01634-04-4	LYMW03	6/4/2012 0:00	0.0037		mg/L			Historical	0.0473	NO	DETECTED
VOC	8260	p-Isopropyltoluene	00099-87-6	LYMW03	6/4/2012 0:00		0.0004	mg/L	U		Historical		NA	NA
VOC	8260	Ethylbenzene	00100-41-4	LYMW03	6/4/2012 0:00		0.0003	mg/L	U		Historical	0.7	ND	NO
VOC	8260	Naphthalene	00091-20-3	LYMW03	6/4/2012 0:00	0.00048		mg/L	J		Historical	0.729	NO	DETECTED
VOC	8260	sec-Butylbenzene	00135-98-8	LYMW03	6/4/2012 0:00		0.0003	mg/L	U		Historical		NA	NA
VOC	8260	cis-1,2-Dichloroethene	00156-59-2	LYMW03	6/4/2012 0:00		0.0003	mg/L	U		Historical	0.07	ND	NO
VOC	8260	Bromodichloromethane	00075-27-4	LYMW03	6/4/2012 0:00		0.0003	mg/L	U		Historical	0.08	ND	NO
VOC	8260	Trichloroethene	00079-01-6	LYMW03	6/4/2012 0:00		0.0005	mg/L	U		Historical	0.005	ND	NO
VOC	8260	1,2,4-Trimethylbenzene	00095-63-6	LYMW03	6/4/2012 0:00		0.0004	mg/L	U		Historical	0.365	ND	NO
VOC	8260	Isopropylbenzene	00098-82-8	LYMW03	6/4/2012 0:00		0.0003	mg/L	U		Historical		NA	NA
VOC	8260	n-Propylbenzene	00103-65-1	LYMW03	6/4/2012 0:00		0.0004	mg/L	U		Historical		NA	NA
VOC	8260	n-Butylbenzene	00104-51-8	LYMW03	6/4/2012 0:00		0.0004	mg/L	U		Historical		NA	NA
VOC	8260	1,3,5-Trimethylbenzene	00108-67-8	LYMW03	6/4/2012 0:00		0.0004	mg/L	U		Historical	1.82	ND	NO
SVOC	8270C	1-Methylnaphthalene	00090-12-0	LYMW03	6/4/2012 0:00	0.00009		mg/L			Historical	0.00097	NO	DETECTED
SVOC	8270C	2-Methylnaphthalene	00091-57-6	LYMW03	6/4/2012 0:00	0.000089		mg/L			Historical	0.146	NO	DETECTED
SVOC	8270C	Acenaphthene	00083-32-9	LYMW03	6/4/2012 0:00	0.00043		mg/L			Historical	2.19	NO	DETECTED
SVOC	8270C	Diethylphthalate	00084-66-2	LYMW03	6/4/2012 0:00		0.00029	mg/L	U		Historical	29.2	ND	NO
SVOC	8270C	Di-n-butylphthalate	00084-74-2	LYMW03	6/4/2012 0:00	0.00023		mg/L	J		Historical	3.65	NO	DETECTED
SVOC	8270C	Phenanthrene	00085-01-8	LYMW03	6/4/2012 0:00		0.0000031	mg/L	U		Historical		NA	NA
SVOC	8270C	Fluorene	00086-73-7	LYMW03	6/4/2012 0:00	0.00067		mg/L			Historical	1.46	NO	DETECTED
SVOC	8270C	Benzo(a)pyrene	00050-32-8	LYMW03	6/4/2012 0:00	0.00005		mg/L			Historical	0.0002	NO	DETECTED
SVOC	8270C	Dibenzo(a,h)anthracene	00053-70-3	LYMW03	6/4/2012 0:00		0.0000041	mg/L	U		Historical	0.0000117	ND	NO
SVOC	8270C	Benzo(a)anthracene	00056-55-3	LYMW03	6/4/2012 0:00	0.00012		mg/L			Historical	0.000117	YES	DETECTED
SVOC	8270C	Fluoranthene	00206-44-0	LYMW03	6/4/2012 0:00	0.000056		mg/L			Historical	1.46	NO	DETECTED
SVOC	8270C	Acenaphthylene	00208-96-8	LYMW03	6/4/2012 0:00	0.000095		mg/L			Historical		NA	NA
SVOC	8270C	Chrysene	00218-01-9	LYMW03	6/4/2012 0:00	0.00021		mg/L			Historical	0.0117	NO	DETECTED
SVOC	8270C	Dibenzofuran	00132-64-9	LYMW03	6/4/2012 0:00		0.00027	mg/L	U		Historical	0.00058	ND	NO
SVOC	8270C	Benzo(g,h,i)perylene	00191-24-2	LYMW03	6/4/2012 0:00	0.000054		mg/L			Historical		NA	NA
SVOC	8270C	Indeno(1,2,3-cd)pyrene	00193-39-5	LYMW03	6/4/2012 0:00	0.000013		mg/L	J		Historical	0.000117	NO	DETECTED
SVOC	8270C	Naphthalene	00091-20-3	LYMW03	6/4/2012 0:00	0.00017		mg/L			Historical	0.729	NO	DETECTED
SVOC	8270C	Benzo(b)fluoranthene	00205-99-2	LYMW03	6/4/2012 0:00	0.000022		mg/L			Historical	0.000117	NO	DETECTED
SVOC	8270C	Bis(2-ethylhexyl)phthalate	00117-81-7	LYMW03	6/4/2012 0:00		0.00077	mg/L	U		Historical	0.006	ND	NO
SVOC	8270C	Di-n-octylphthalate	00117-84-0	LYMW03	6/4/2012 0:00		0.00016	mg/L	U		Historical	0.016	ND	NO
SVOC	8270C	Anthracene	00120-12-7	LYMW03	6/4/2012 0:00	0.00047		mg/L			Historical	10.9	NO	DETECTED
SVOC	8270C	Pyrene	00129-00-0	LYMW03	6/4/2012 0:00	0.001		mg/L			Historical	1.09	NO	DETECTED

TABLE 3-9. GROUNDWATER POINT-BY-POINT CONSTITUENT OF CONCERN (COC) SCREEN
WYOMING DEPARTMENT OF ENVIRONMENTAL QUALITY, LARAMIE FORMER YTTRIUM PLANT, LARAMIE, WYOMING

CATEGORY	METHOD	ANALYTE	TRI-CAS	SAMPLE ID	DATE/TIME SAMPLED	DETECTED RESULT	NON-DETECTED RESULT (METHOD DETECTION LIMIT (MDL))	UNITS	LAB QUALIFIER	DATA VALIDATION QUALIFIER	LABORATORY DATA SET NUMBER	WATER CLEAN-UP LEVEL - FACT SHEET #13 (mg/L)	IS DETECT VALUE > SCREENING LEVEL	IS MDL > SCREENING LEVEL
GENERAL	General	Oxygen, Dissolved	O2_DIS	LYMW03	4/1/2014 16:36	0.03		mg/L			Web Entry		NA	NA
GENERAL	General	Oxygen, Dissolved	O2_DIS	LYMW03	1/23/2014 15:20	-0.26		mg/L			Web Entry		NA	NA
GENERAL	General	Temperature	TEMP	LYMW03	1/23/2014 15:20	6.15		oC			Web Entry		NA	NA
GENERAL	General	Temperature	TEMP	LYMW03	4/1/2014 16:36	6.16		oC			Web Entry		NA	NA
GENERAL	General	Conductance Field	SPCON_F	LYMW03	4/1/2014 16:36	2097		uS/cm			Web Entry		NA	NA
GENERAL	General	Conductance Field	SPCON_F	LYMW03	1/23/2014 15:20	2209		uS/cm			Web Entry		NA	NA
GENERAL	General	pH	PH	LYMW03	4/1/2014 16:36	7.22		Std Units			Web Entry		NA	NA
GENERAL	General	pH	PH	LYMW03	1/23/2014 15:20	7		Std Units			Web Entry		NA	NA
GENERAL	General	Redox	REDOX	LYMW03	4/1/2014 16:36	-96		mV			Web Entry		NA	NA
GENERAL	General	Redox	REDOX	LYMW03	1/23/2014 15:20	-102		mV			Web Entry		NA	NA
GENERAL	General	Turbidity, Field	TURBIDITY_FIELD	LYMW03	4/1/2014 16:36	6.6		NTU			Web Entry		NA	NA
GENERAL	General	Turbidity, Field	TURBIDITY_FIELD	LYMW03	1/23/2014 15:20	15.5		NTU			Web Entry		NA	NA
GENERAL	SM 2540C	Solids, Total Dissolved	TDS	LYMW03	4/1/2014 16:50	2700		mg/L			280-53804-1	500	YES	DETECTED
GENERAL	SM 2540C	Solids, Total Dissolved	TDS	LYMW03	1/23/2014 15:20	2800		mg/L			280-51471-1	500	YES	DETECTED
GENERAL	SM 2540C	Solids, Total Dissolved	TDS	LYMW04	4/2/2014 17:45	2700		mg/L			280-53846-1	500	YES	DETECTED
GENERAL	SM 2540C	Solids, Total Dissolved	TDS	LYMW04	1/27/2014 12:37	2800		mg/L			280-51608-1	500	YES	DETECTED
GENERAL	General	Turbidity, Field	TURBIDITY_FIELD	LYMW04	1/27/2014 12:37	3.2		NTU			Web Entry		NA	NA
GENERAL	General	Turbidity, Field	TURBIDITY_FIELD	LYMW04	4/2/2014 5:39	2.3		NTU			Web Entry		NA	NA
GENERAL	General	Redox	REDOX	LYMW04	1/27/2014 12:37	-82		mV			Web Entry		NA	NA
GENERAL	General	Redox	REDOX	LYMW04	4/2/2014 5:39	-176		mV			Web Entry		NA	NA
GENERAL	General	pH	PH	LYMW04	1/27/2014 12:37	6.99		Std Units			Web Entry		NA	NA
GENERAL	General	pH	PH	LYMW04	4/2/2014 5:39	7.15		Std Units			Web Entry		NA	NA
GENERAL	General	Conductance Field	SPCON_F	LYMW04	1/27/2014 12:37	2172		uS/cm			Web Entry		NA	NA
GENERAL	General	Conductance Field	SPCON_F	LYMW04	4/2/2014 5:39	2051		uS/cm			Web Entry		NA	NA
GENERAL	General	Temperature	TEMP	LYMW04	1/27/2014 12:37	6.02		oC			Web Entry		NA	NA
GENERAL	General	Temperature	TEMP	LYMW04	4/2/2014 5:39	5.39		oC			Web Entry		NA	NA
GENERAL	General	Oxygen, Dissolved	O2_DIS	LYMW04	1/27/2014 12:37	-0.49		mg/L			Web Entry		NA	NA
GENERAL	General	Oxygen, Dissolved	O2_DIS	LYMW04	4/2/2014 5:39	0.05		mg/L			Web Entry		NA	NA
SVOC	8270C	Pyrene	00129-00-0	LYMW04	6/4/2012 0:00	0.00022		mg/L			Historical	1.09	NO	DETECTED
SVOC	8270C	Anthracene	00120-12-7	LYMW04	6/4/2012 0:00	0.00051		mg/L			Historical	10.9	NO	DETECTED
SVOC	8270C	Di-n-octylphthalate	00117-84-0	LYMW04	6/4/2012 0:00	0.00061		mg/L			Historical	0.016	NO	DETECTED
SVOC	8270C	Bis(2-ethylhexyl)phthalate	00117-81-7	LYMW04	6/4/2012 0:00		0.00075	mg/L	U		Historical	0.006	ND	NO
SVOC	8270C	Benzo(b)fluoranthene	00205-99-2	LYMW04	6/4/2012 0:00		0.000004	mg/L	U		Historical	0.000117	ND	NO
SVOC	8270C	Naphthalene	00091-20-3	LYMW04	6/4/2012 0:00	0.0036		mg/L			Historical	0.729	NO	DETECTED
SVOC	8270C	Indeno(1,2,3-cd)pyrene	00193-39-5	LYMW04	6/4/2012 0:00		0.000004	mg/L	U		Historical	0.000117	ND	NO
SVOC	8270C	Benzo(g,h,i)perylene	00191-24-2	LYMW04	6/4/2012 0:00	0.000005		mg/L	J		Historical		NA	NA
SVOC	8270C	Dibenzofuran	00132-64-9	LYMW04	6/4/2012 0:00	0.0013		mg/L			Historical	0.00058	YES	DETECTED
SVOC	8270C	Chrysene	00218-01-9	LYMW04	6/4/2012 0:00	0.000017		mg/L			Historical	0.0117	NO	DETECTED
SVOC	8270C	Acenaphthylene	00208-96-8	LYMW04	6/4/2012 0:00	0.00064		mg/L			Historical		NA	NA
SVOC	8270C	Fluoranthene	00206-44-0	LYMW04	6/4/2012 0:00	0.000015		mg/L			Historical	1.46	NO	DETECTED
SVOC	8270C	Benzo(a)anthracene	00056-55-3	LYMW04	6/4/2012 0:00	0.000016		mg/L			Historical	0.000117	NO	DETECTED
SVOC	8270C	Dibenzo(a,h)anthracene	00053-70-3	LYMW04	6/4/2012 0:00		0.000004	mg/L	U		Historical	0.0000117	ND	NO
SVOC	8270C	Benzo(a)pyrene	00050-32-8	LYMW04	6/4/2012 0:00		0.000004	mg/L	U		Historical	0.0002	ND	NO
SVOC	8270C	Fluorene	00086-73-7	LYMW04	6/4/2012 0:00	0.0032		mg/L			Historical	1.46	NO	DETECTED
SVOC	8270C	Phenanthrene	00085-01-8	LYMW04	6/4/2012 0:00	0.0023		mg/L			Historical		NA	NA
SVOC	8270C	Di-n-butylphthalate	00084-74-2	LYMW04	6/4/2012 0:00		0.00022	mg/L	U		Historical	3.65	ND	NO

TABLE 3-9. GROUNDWATER POINT-BY-POINT CONSTITUENT OF CONCERN (COC) SCREEN
WYOMING DEPARTMENT OF ENVIRONMENTAL QUALITY, LARAMIE FORMER YTTRIUM PLANT, LARAMIE, WYOMING

CATEGORY	METHOD	ANALYTE	TRI-CAS	SAMPLE ID	DATE/TIME SAMPLED	DETECTED RESULT	NON-DETECTED RESULT (METHOD DETECTION LIMIT (MDL))	UNITS	LAB QUALIFIER	DATA VALIDATION QUALIFIER	LABORATORY DATA SET NUMBER	WATER CLEAN-UP LEVEL - FACT SHEET #13 (mg/L)	IS DETECT VALUE > SCREENING LEVEL	IS MDL > SCREENING LEVEL
SVOC	8270C	Diethylphthalate	00084-66-2	LYMW04	6/4/2012 0:00		0.00028	mg/L	U		Historical	29.2	ND	NO
SVOC	8270C	Acenaphthene	00083-32-9	LYMW04	6/4/2012 0:00	0.0017		mg/L			Historical	2.19	NO	DETECTED
SVOC	8270C	2-Methylnaphthalene	00091-57-6	LYMW04	6/4/2012 0:00	0.0016		mg/L			Historical	0.146	NO	DETECTED
SVOC	8270C	1-Methylnaphthalene	00090-12-0	LYMW04	6/4/2012 0:00	0.036		mg/L			Historical	0.00097	YES	DETECTED
VOC	8260	1,3,5-Trimethylbenzene	00108-67-8	LYMW04	6/4/2012 0:00	0.0016		mg/L			Historical	1.82	NO	DETECTED
VOC	8260	n-Butylbenzene	00104-51-8	LYMW04	6/4/2012 0:00	0.0027		mg/L			Historical		NA	NA
VOC	8260	n-Propylbenzene	00103-65-1	LYMW04	6/4/2012 0:00	0.0015		mg/L			Historical		NA	NA
VOC	8260	Isopropylbenzene	00098-82-8	LYMW04	6/4/2012 0:00	0.002		mg/L			Historical		NA	NA
VOC	8260	1,2,4-Trimethylbenzene	00095-63-6	LYMW04	6/4/2012 0:00	0.0096		mg/L	M,Y		Historical	0.365	NO	DETECTED
VOC	8260	Trichloroethene	00079-01-6	LYMW04	6/4/2012 0:00		0.0005	mg/L	U		Historical	0.005	ND	NO
VOC	8260	Bromodichloromethane	00075-27-4	LYMW04	6/4/2012 0:00	0.0006		mg/L	J		Historical	0.08	NO	DETECTED
VOC	8260	cis-1,2-Dichloroethene	00156-59-2	LYMW04	6/4/2012 0:00		0.0003	mg/L	U		Historical	0.07	ND	NO
VOC	8260	sec-Butylbenzene	00135-98-8	LYMW04	6/4/2012 0:00	0.0013		mg/L			Historical		NA	NA
VOC	8260	Naphthalene	00091-20-3	LYMW04	6/4/2012 0:00	0.0028		mg/L			Historical	0.729	NO	DETECTED
GENERAL	20B	Sodium Adsorption Ratio	SAR	LYMW04	4/2/2014 17:45	2.5		unitless			280-53846-1		NA	NA
VOC	8260	Ethylbenzene	00100-41-4	LYMW04	6/4/2012 0:00	0.00035		mg/L	J		Historical	0.7	NO	DETECTED
VOC	8260	p-Isopropyltoluene	00099-87-6	LYMW04	6/4/2012 0:00	0.0018		mg/L			Historical		NA	NA
VOC	8260	MTBE	01634-04-4	LYMW04	6/4/2012 0:00	0.0026		mg/L			Historical	0.0473	NO	DETECTED
VOC	8260	m,p-Xylene	MPXYLENE	LYMW04	6/4/2012 0:00	0.001		mg/L	J		Historical	7.29	NO	DETECTED
GENERAL	8015M	TPH GRO	TVH1	LYMW04	6/4/2012 0:00	0.56		mg/L			Historical	7.3	NO	DETECTED
GENERAL	8015M	TPH DRO	TEH1	LYMW04	6/4/2012 0:00	3.3		mg/L			Historical	1.1	YES	DETECTED
METALS	6010B	Arsenic, Total	AS	LYMW04	6/4/2012 0:00	0.0048		mg/L	J		Historical	0.01	NO	DETECTED
METALS	6010B	Aluminum, Total	AL	LYMW04	6/4/2012 0:00	11.6		mg/L	M		Historical	36.5	NO	DETECTED
METALS	6010B	Barium, Total	BA	LYMW04	6/4/2012 0:00	0.149		mg/L			Historical	2	NO	DETECTED
METALS	6010B	Beryllium, Total	BE	LYMW04	6/4/2012 0:00	0.0008		mg/L			Historical	0.004	NO	DETECTED
METALS	6010B	Copper, Total	CU	LYMW04	6/4/2012 0:00	0.76		mg/L	M		Historical	1.3	NO	DETECTED
METALS	6010B	Cobalt, Total	CO	LYMW04	6/4/2012 0:00	0.0094		mg/L			Historical	0.0109	NO	DETECTED
METALS	6010B	Chromium, Total	CR	LYMW04	6/4/2012 0:00	0.0237		mg/L			Historical	0.1	NO	DETECTED
METALS	6010B	Calcium, Total	CA	LYMW04	6/4/2012 0:00	239		mg/L			Historical	0.005	YES	DETECTED
METALS	6010B	Cadmium, Total	CD	LYMW04	6/4/2012 0:00		0.0003	mg/L	U		Historical	0.005	ND	NO
METALS	6010B	Zinc, Total	ZN	LYMW04	6/4/2012 0:00	0.0701		mg/L			Historical	5	NO	DETECTED
METALS	6010B	Vanadium, Total	VA	LYMW04	6/4/2012 0:00	0.0441		mg/L			Historical	0.255	NO	DETECTED
METALS	6010B	Thallium, Total	TL	LYMW04	6/4/2012 0:00		0.0025	mg/L	U,M		Historical	0.002	ND	YES
METALS	6010B	Iron, Total	FE	LYMW04	6/4/2012 0:00	38.2		mg/L	M		Historical	25.5	YES	DETECTED
METALS	6010B	Potassium, Total	K	LYMW04	6/4/2012 0:00	0.00000703		mg/L			Historical		NA	NA
METALS	6010B	Mercury, Total	HG	LYMW04	6/4/2012 0:00		0.000016	mg/L	U		Historical	0.002	ND	NO
METALS	6010B	Manganese, Total	MN	LYMW04	6/4/2012 0:00	1.46		mg/L			Historical	0.05	YES	DETECTED
METALS	6010B	Magnesium, Total	MG	LYMW04	6/4/2012 0:00	182		mg/L	M		Historical		NA	NA
METALS	6010B	Sodium, Total	NA	LYMW04	6/4/2012 0:00	0.000255		mg/L	Y		Historical		NA	NA
METALS	6010B	Nickel, Total	NI	LYMW04	6/4/2012 0:00	0.0142		mg/L			Historical	0.729	NO	DETECTED
METALS	6010B	Selenium, Total	SE	LYMW04	6/4/2012 0:00	0.0033		mg/L	J		Historical	0.05	NO	DETECTED
METALS	6010B	Lead, Total	PB	LYMW04	6/4/2012 0:00	0.0167		mg/L			Historical	0.015	YES	DETECTED
GENERAL	20B	Sodium Adsorption Ratio	SAR	LYMW04	1/27/2014 12:37	2.5		unitless			280-51608-1		NA	NA
GENERAL	20B	Sodium, Total	NA	LYMW04	1/27/2014 12:37	240		mg/L			280-51608-1		NA	NA
GENERAL	20B	Sodium, Total	NA	LYMW04	4/2/2014 17:45	230		mg/L			280-53846-1		NA	NA
GENERAL	20B	Magnesium, Total	MG	LYMW04	1/27/2014 12:37	250		mg/L			280-51608-1		NA	NA
GENERAL	20B	Magnesium, Total	MG	LYMW04	4/2/2014 17:45	240		mg/L			280-53846-1		NA	NA
GENERAL	20B	Calcium, Total	CA	LYMW04	1/27/2014 12:37	280		mg/L			280-51608-1	0.005	YES	DETECTED
GENERAL	20B	Calcium, Total	CA	LYMW04	4/2/2014 17:45	270		mg/L			280-53846-1	0.005	YES	DETECTED

TABLE 3-9. GROUNDWATER POINT-BY-POINT CONSTITUENT OF CONCERN (COC) SCREEN
WYOMING DEPARTMENT OF ENVIRONMENTAL QUALITY, LARAMIE FORMER YTTRIUM PLANT, LARAMIE, WYOMING

CATEGORY	METHOD	ANALYTE	TRI-CAS	SAMPLE ID	DATE/TIME SAMPLED	DETECTED RESULT	NON-DETECTED RESULT (METHOD DETECTION LIMIT (MDL))	UNITS	LAB QUALIFIER	DATA VALIDATION QUALIFIER	LABORATORY DATA SET NUMBER	WATER CLEAN-UP LEVEL - FACT SHEET #13 (mg/L)	IS DETECT VALUE > SCREENING LEVEL	IS MDL > SCREENING LEVEL
METALS	SW 6010B	Aluminum, Dissolved	DAL	LYMW04	1/27/2014 12:37		0.018	mg/L	U		280-51608-1	36.5	ND	NO
METALS	SW 6010B	Aluminum, Dissolved	DAL	LYMW04	4/2/2014 17:45		0.018	mg/L	U		280-53846-1	36.5	ND	NO
METALS	SW 6010B	Calcium, Total	CA	LYMW04	4/2/2014 17:45	280		mg/L			280-53846-1	0.005	YES	DETECTED
METALS	SW 6010B	Boron, Total	B	LYMW04	1/27/2014 12:37	1.8		mg/L			280-51608-1	0.75	YES	DETECTED
METALS	SW 6010B	Aluminum, Total	AL	LYMW04	4/2/2014 17:45		0.018	mg/L	U		280-53846-1	36.5	ND	NO
METALS	SW 6010B	Boron, Total	B	LYMW04	4/2/2014 17:45	1.9		mg/L			280-53846-1	0.75	YES	DETECTED
METALS	SW 6010B	Aluminum, Total	AL	LYMW04	1/27/2014 12:37		0.018	mg/L	U		280-51608-1	36.5	ND	NO
METALS	SW 7470A	Mercury, Dissolved	DHG	LYMW04	4/2/2014 17:45		0.000027	mg/L	U		280-53846-1	0.002	ND	NO
METALS	SW 6010B	Magnesium, Dissolved	DMG	LYMW04	1/27/2014 12:37	250		mg/L			280-51608-1		NA	NA
METALS	SW 6010B	Potassium, Dissolved	DK	LYMW04	4/2/2014 17:45	5		mg/L			280-53846-1		NA	NA
METALS	SW 6010B	Magnesium, Dissolved	DMG	LYMW04	4/2/2014 17:45	230		mg/L			280-53846-1		NA	NA
METALS	SW 6010B	Potassium, Dissolved	DK	LYMW04	1/27/2014 12:37	5.1		mg/L			280-51608-1		NA	NA
METALS	SW 6010B	Boron, Dissolved	DB	LYMW04	4/2/2014 17:45	1.8		mg/L			280-53846-1	0.75	YES	DETECTED
METALS	SW 6010B	Boron, Dissolved	DB	LYMW04	1/27/2014 12:37	1.9		mg/L		J	280-51608-1	0.75	YES	DETECTED
METALS	SW 6010B	Calcium, Dissolved	DCA	LYMW04	1/27/2014 12:37	270		mg/L		J	280-51608-1	0.005	YES	DETECTED
METALS	SW 6010B	Calcium, Dissolved	DCA	LYMW04	4/2/2014 17:45	260		mg/L			280-53846-1	0.005	YES	DETECTED
METALS	SW 6010B	Sodium, Dissolved	DNA	LYMW04	1/27/2014 12:37	230		mg/L	B		280-51608-1		NA	NA
METALS	SW 6010B	Iron, Dissolved	DFE	LYMW04	4/2/2014 17:45	7.3		mg/L			280-53846-1	25.5	NO	DETECTED
METALS	SW 6010B	Sodium, Dissolved	DNA	LYMW04	4/2/2014 17:45	220		mg/L			280-53846-1		NA	NA
METALS	SW 6010B	Iron, Dissolved	DFE	LYMW04	1/27/2014 12:37	8.9		mg/L		J	280-51608-1	25.5	NO	DETECTED
METALS	SW 6010B	Iron, Total	FE	LYMW04	1/27/2014 12:37	17		mg/L			280-51608-1	25.5	NO	DETECTED
METALS	SW 6010B	Potassium, Total	K	LYMW04	1/27/2014 12:37	4.9		mg/L			280-51608-1		NA	NA
METALS	SW 6010B	Magnesium, Total	MG	LYMW04	4/2/2014 17:45	250		mg/L			280-53846-1		NA	NA
METALS	SW 6010B	Iron, Total	FE	LYMW04	4/2/2014 17:45	19		mg/L			280-53846-1	25.5	NO	DETECTED
METALS	SW 6010B	Potassium, Total	K	LYMW04	4/2/2014 17:45	5.6		mg/L			280-53846-1		NA	NA
METALS	SW 6010B	Sodium, Total	NA	LYMW04	1/27/2014 12:37	220		mg/L			280-51608-1		NA	NA
METALS	SW 6010B	Sodium, Total	NA	LYMW04	4/2/2014 17:45	240		mg/L	B		280-53846-1		NA	NA
METALS	SW 6010B	Magnesium, Total	MG	LYMW04	1/27/2014 12:37	240		mg/L			280-51608-1		NA	NA
METALS	SW 6010B	Calcium, Total	CA	LYMW04	1/27/2014 12:37	270		mg/L			280-51608-1	0.005	YES	DETECTED
GENERAL	SW 8015C_GRO	TPH GRO	TVH1	LYMW04	1/27/2014 12:37	0.15		mg/L			280-51608-1	7.3	NO	DETECTED
METALS	SW 7470A	Mercury, Total	HG	LYMW04	1/27/2014 12:37		0.000027	mg/L	U		280-51608-1	0.002	ND	NO
METALS	SW 7470A	Mercury, Total	HG	LYMW04	4/2/2014 17:45		0.000027	mg/L	U		280-53846-1	0.002	ND	NO
METALS	SW 7470A	Mercury, Dissolved	DHG	LYMW04	1/27/2014 12:37		0.000027	mg/L	U		280-51608-1	0.002	ND	NO
GENERAL	SW 8015C-DRO	TPH DRO	TEH1	LYMW04	4/2/2014 17:45	1.5		mg/L			280-53846-1	1.1	YES	DETECTED
GENERAL	SW 8015C_GRO	TPH GRO	TVH1	LYMW04	4/2/2014 17:45	0.18		mg/L			280-53846-1	7.3	NO	DETECTED
GENERAL	SW 8015C-DRO	TPH DRO	TEH1	LYMW04	1/27/2014 12:37	2		mg/L			280-51608-1	1.1	YES	DETECTED
SVOC	SW 8270C	2,6-Dinitrotoluene	00606-20-2	LYMW04	4/2/2014 17:45		0.0019	mg/L	U		280-53846-1	0.0365	ND	NO
SVOC	SW 8270C	2,6-Dinitrotoluene	00606-20-2	LYMW04	1/27/2014 12:37		0.002	mg/L	U		280-51608-1	0.0365	ND	NO
SVOC	SW 8270C	N-Nitrosodi-n-propylamine	00621-64-7	LYMW04	4/2/2014 17:45		0.00035	mg/L	U		280-53846-1	0.0000122	ND	YES
SVOC	SW 8270C	N-Nitrosodi-n-propylamine	00621-64-7	LYMW04	1/27/2014 12:37		0.00037	mg/L	U		280-51608-1	0.0000122	ND	YES
SVOC	SW 8270C	Bis(2-ethylhexyl)phthalate	00117-81-7	LYMW04	1/27/2014 12:37		0.00059	mg/L	U		280-51608-1	0.006	ND	NO
SVOC	SW 8270C	Di-n-octylphthalate	00117-84-0	LYMW04	1/27/2014 12:37		0.00037	mg/L	U		280-51608-1	0.016	ND	NO
SVOC	SW 8270C	Di-n-octylphthalate	00117-84-0	LYMW04	4/2/2014 17:45		0.00035	mg/L	U		280-53846-1	0.016	ND	NO
SVOC	SW 8270C	Bis(2-ethylhexyl)phthalate	00117-81-7	LYMW04	4/2/2014 17:45		0.00056	mg/L	U		280-53846-1	0.006	ND	NO
SVOC	SW 8270C	2,4-Dinitrotoluene	00121-14-2	LYMW04	1/27/2014 12:37		0.0017	mg/L	U		280-51608-1	0.0729	ND	NO
SVOC	SW 8270C	1,2,4-Trichlorobenzene	00120-82-1	LYMW04	4/2/2014 17:45		0.00028	mg/L	U		280-53846-1	0.07	ND	NO

TABLE 3-9. GROUNDWATER POINT-BY-POINT CONSTITUENT OF CONCERN (COC) SCREEN
WYOMING DEPARTMENT OF ENVIRONMENTAL QUALITY, LARAMIE FORMER YTTRIUM PLANT, LARAMIE, WYOMING

CATEGORY	METHOD	ANALYTE	TRI-CAS	SAMPLE ID	DATE/TIME SAMPLED	DETECTED RESULT	NON-DETECTED RESULT (METHOD DETECTION LIMIT (MDL))	UNITS	LAB QUALIFIER	DATA VALIDATION QUALIFIER	LABORATORY DATA SET NUMBER	WATER CLEAN-UP LEVEL - FACT SHEET #13 (mg/L)	IS DETECT VALUE > SCREENING LEVEL	IS MDL > SCREENING LEVEL
SVOC	SW 8270C	2,4-Dinitrotoluene	00121-14-2	LYMW04	4/2/2014 17:45		0.0017	mg/L	U		280-53846-1	0.0729	ND	NO
SVOC	SW 8270C	1,2,4-Trichlorobenzene	00120-82-1	LYMW04	1/27/2014 12:37		0.00029	mg/L	U		280-51608-1	0.07	ND	NO
METALS	SW6020	Silver, Total	AG	LYMW04	1/27/2014 12:37		0.000033	mg/L	U		280-51608-1	0.1	ND	NO
METALS	SW6020	Arsenic, Total	AS	LYMW04	1/27/2014 12:37		0.00033	mg/L	U		280-51608-1	0.01	ND	NO
METALS	SW6020	Silver, Total	AG	LYMW04	4/2/2014 17:45		0.000033	mg/L	U		280-53846-1	0.1	ND	NO
METALS	SW6020	Beryllium, Total	BE	LYMW04	4/2/2014 17:45		0.00008	mg/L	U		280-53846-1	0.004	ND	NO
METALS	SW6020	Arsenic, Total	AS	LYMW04	4/2/2014 17:45		0.00033	mg/L	U		280-53846-1	0.01	ND	NO
METALS	SW6020	Beryllium, Total	BE	LYMW04	1/27/2014 12:37		0.00008	mg/L	U		280-51608-1	0.004	ND	NO
METALS	SW6020	Barium, Total	BA	LYMW04	1/27/2014 12:37	0.027		mg/L			280-51608-1	2	NO	DETECTED
METALS	SW6020	Copper, Total	CU	LYMW04	4/2/2014 17:45	0.0033		mg/L			280-53846-1	1.3	NO	DETECTED
METALS	SW6020	Barium, Total	BA	LYMW04	4/2/2014 17:45	0.025		mg/L			280-53846-1	2	NO	DETECTED
METALS	SW6020	Copper, Total	CU	LYMW04	1/27/2014 12:37	0.0039		mg/L			280-51608-1	1.3	NO	DETECTED
METALS	SW6020	Chromium, Total	CR	LYMW04	1/27/2014 12:37	0.00063		mg/L	J	J	280-51608-1	0.1	NO	DETECTED
METALS	SW6020	Silver, Dissolved	DAG	LYMW04	1/27/2014 12:37		0.000033	mg/L	U		280-51608-1	0.1	ND	NO
METALS	SW6020	Chromium, Total	CR	LYMW04	4/2/2014 17:45	0.00059		mg/L	J	J	280-53846-1	0.1	NO	DETECTED
METALS	SW6020	Arsenic, Dissolved	DAS	LYMW04	1/27/2014 12:37		0.00033	mg/L	U		280-51608-1	0.01	ND	NO
METALS	SW6020	Silver, Dissolved	DAG	LYMW04	4/2/2014 17:45		0.000033	mg/L	U		280-53846-1	0.1	ND	NO
METALS	SW6020	Arsenic, Dissolved	DAS	LYMW04	4/2/2014 17:45		0.00033	mg/L	U		280-53846-1	0.01	ND	NO
METALS	SW6020	Cadmium, Total	CD	LYMW04	4/2/2014 17:45		0.0001	mg/L	U		280-53846-1	0.005	ND	NO
METALS	SW6020	Cobalt, Total	CO	LYMW04	4/2/2014 17:45	0.00018		mg/L	J	J	280-53846-1	0.0109	NO	DETECTED
METALS	SW6020	Cadmium, Total	CD	LYMW04	1/27/2014 12:37		0.0001	mg/L	U		280-51608-1	0.005	ND	NO
METALS	SW6020	Cobalt, Total	CO	LYMW04	1/27/2014 12:37	0.00018		mg/L	J	J	280-51608-1	0.0109	NO	DETECTED
METALS	SW6020	Zinc, Total	ZN	LYMW04	4/2/2014 17:45		0.002	mg/L	U		280-53846-1	5	ND	NO
METALS	SW6020	Zinc, Total	ZN	LYMW04	1/27/2014 12:37	0.01		mg/L	J B	U	280-51608-1	5	NO	DETECTED
METALS	SW6020	Vanadium, Total	VA	LYMW04	1/27/2014 12:37	0.0022		mg/L	J	J	280-51608-1	0.255	NO	DETECTED
METALS	SW6020	Vanadium, Total	VA	LYMW04	4/2/2014 17:45	0.0019		mg/L	J	J	280-53846-1	0.255	NO	DETECTED
METALS	SW6020	Lead, Total	PB	LYMW04	1/27/2014 12:37		0.00018	mg/L	U		280-51608-1	0.015	ND	NO
METALS	SW6020	Lead, Total	PB	LYMW04	4/2/2014 17:45		0.00018	mg/L	U		280-53846-1	0.015	ND	NO
METALS	SW6020	Manganese, Total	MN	LYMW04	4/2/2014 17:45	1.5		mg/L			280-53846-1	0.05	YES	DETECTED
METALS	SW6020	Manganese, Total	MN	LYMW04	1/27/2014 12:37	1.6		mg/L			280-51608-1	0.05	YES	DETECTED
METALS	SW6020	Nickel, Total	NI	LYMW04	1/27/2014 12:37	0.0054		mg/L			280-51608-1	0.729	NO	DETECTED
METALS	SW6020	Nickel, Total	NI	LYMW04	4/2/2014 17:45	0.007		mg/L			280-53846-1	0.729	NO	DETECTED
METALS	SW6020	Selenium, Total	SE	LYMW04	1/27/2014 12:37		0.0007	mg/L	U		280-51608-1	0.05	ND	NO
METALS	SW6020	Selenium, Total	SE	LYMW04	4/2/2014 17:45		0.0007	mg/L	U		280-53846-1	0.05	ND	NO
METALS	SW6020	Antimony, Total	SB	LYMW04	1/27/2014 12:37		0.0004	mg/L	U		280-51608-1	0.006	ND	NO
METALS	SW6020	Thallium, Total	TL	LYMW04	1/27/2014 12:37		0.00005	mg/L	U		280-51608-1	0.002	ND	NO
METALS	SW6020	Thallium, Total	TL	LYMW04	4/2/2014 17:45	0.001		mg/L	J	U	280-53846-1	0.002	NO	DETECTED
METALS	SW6020	Antimony, Total	SB	LYMW04	4/2/2014 17:45		0.0004	mg/L	U		280-53846-1	0.006	ND	NO
METALS	SW6020	Copper, Dissolved	DCU	LYMW04	1/27/2014 12:37		0.00056	mg/L	U		280-51608-1	1.3	ND	NO
METALS	SW6020	Chromium, Dissolved	DCR	LYMW04	1/27/2014 12:37		0.0005	mg/L	U		280-51608-1	0.1	ND	NO
METALS	SW6020	Chromium, Dissolved	DCR	LYMW04	4/2/2014 17:45		0.0005	mg/L	U		280-53846-1	0.1	ND	NO
METALS	SW6020	Copper, Dissolved	DCU	LYMW04	4/2/2014 17:45	0.0021		mg/L			280-53846-1	1.3	NO	DETECTED
METALS	SW6020	Cobalt, Dissolved	DCO	LYMW04	4/2/2014 17:45	0.00018		mg/L	J	J	280-53846-1	0.0109	NO	DETECTED
METALS	SW6020	Cadmium, Dissolved	DCD	LYMW04	4/2/2014 17:45		0.0001	mg/L	U		280-53846-1	0.005	ND	NO
METALS	SW6020	Cobalt, Dissolved	DCO	LYMW04	1/27/2014 12:37	0.00019		mg/L	J	J	280-51608-1	0.0109	NO	DETECTED
METALS	SW6020	Cadmium, Dissolved	DCD	LYMW04	1/27/2014 12:37		0.0001	mg/L	U		280-51608-1	0.005	ND	NO
METALS	SW6020	Beryllium, Dissolved	DBE	LYMW04	4/2/2014 17:45		0.00008	mg/L	U		280-53846-1	0.004	ND	NO
METALS	SW6020	Beryllium, Dissolved	DBE	LYMW04	1/27/2014 12:37		0.00008	mg/L	U		280-51608-1	0.004	ND	NO
METALS	SW6020	Barium, Dissolved	DBA	LYMW04	1/27/2014 12:37	0.023		mg/L			280-51608-1	2	NO	DETECTED

TABLE 3-9. GROUNDWATER POINT-BY-POINT CONSTITUENT OF CONCERN (COC) SCREEN
WYOMING DEPARTMENT OF ENVIRONMENTAL QUALITY, LARAMIE FORMER YTTRIUM PLANT, LARAMIE, WYOMING

CATEGORY	METHOD	ANALYTE	TRI-CAS	SAMPLE ID	DATE/TIME SAMPLED	DETECTED RESULT	NON-DETECTED RESULT (METHOD DETECTION LIMIT (MDL))	UNITS	LAB QUALIFIER	DATA VALIDATION QUALIFIER	LABORATORY DATA SET NUMBER	WATER CLEAN-UP LEVEL - FACT SHEET #13 (mg/L)	IS DETECT VALUE > SCREENING LEVEL	IS MDL > SCREENING LEVEL
METALS	SW6020	Manganese, Dissolved	DMN	LYMW04	1/27/2014 12:37	1.6		mg/L			280-51608-1	0.05	YES	DETECTED
METALS	SW6020	Manganese, Dissolved	DMN	LYMW04	4/2/2014 17:45	1.6		mg/L			280-53846-1	0.05	YES	DETECTED
METALS	SW6020	Barium, Dissolved	DBA	LYMW04	4/2/2014 17:45	0.023		mg/L			280-53846-1	2	NO	DETECTED
METALS	SW6020	Zinc, Dissolved	DZN	LYMW04	4/2/2014 17:45	0.0029		mg/L	J	J	280-53846-1	5	NO	DETECTED
METALS	SW6020	Zinc, Dissolved	DZN	LYMW04	1/27/2014 12:37	0.01		mg/L	J B	U	280-51608-1	5	NO	DETECTED
METALS	SW6020	Vanadium, Dissolved	DVA	LYMW04	1/27/2014 12:37	0.0013		mg/L	J	J	280-51608-1	0.255	NO	DETECTED
METALS	SW6020	Vanadium, Dissolved	DVA	LYMW04	4/2/2014 17:45	0.0017		mg/L	J	J	280-53846-1	0.255	NO	DETECTED
METALS	SW6020	Thallium, Dissolved	DTL	LYMW04	4/2/2014 17:45	0.001		mg/L	J B	U	280-53846-1	0.002	NO	DETECTED
METALS	SW6020	Thallium, Dissolved	DTL	LYMW04	1/27/2014 12:37	0.001		mg/L	J	U	280-51608-1	0.002	NO	DETECTED
METALS	SW6020	Selenium, Dissolved	DSE	LYMW04	1/27/2014 12:37		0.0007	mg/L	U		280-51608-1	0.05	ND	NO
METALS	SW6020	Selenium, Dissolved	DSE	LYMW04	4/2/2014 17:45		0.0007	mg/L	U		280-53846-1	0.05	ND	NO
METALS	SW6020	Antimony, Dissolved	DSB	LYMW04	4/2/2014 17:45		0.0004	mg/L	U		280-53846-1	0.006	ND	NO
METALS	SW6020	Antimony, Dissolved	DSB	LYMW04	1/27/2014 12:37	0.002		mg/L	J	U	280-51608-1	0.006	NO	DETECTED
METALS	SW6020	Lead, Dissolved	DPB	LYMW04	1/27/2014 12:37		0.00018	mg/L	U		280-51608-1	0.015	ND	NO
METALS	SW6020	Lead, Dissolved	DPB	LYMW04	4/2/2014 17:45	0.00033		mg/L	J	J	280-53846-1	0.015	NO	DETECTED
METALS	SW6020	Nickel, Dissolved	DNI	LYMW04	4/2/2014 17:45	0.0074		mg/L			280-53846-1	0.729	NO	DETECTED
GENERAL	SW 9056A_28D	Sulfate	SULFATE	LYMW04	4/2/2014 17:45	1600		mg/L			280-53846-1	250	YES	DETECTED
GENERAL	SW 9056A_28D	Chloride	CHLORIDE	LYMW04	4/2/2014 17:45	200		mg/L			280-53846-1	250	NO	DETECTED
METALS	SW6020	Nickel, Dissolved	DNI	LYMW04	1/27/2014 12:37	0.0053		mg/L			280-51608-1	0.729	NO	DETECTED
GENERAL	SW 9056_28D	Chloride	CHLORIDE	LYMW04	1/27/2014 12:37	220		mg/L			280-51608-1	250	NO	DETECTED
GENERAL	SW 9056_28D	Sulfate	SULFATE	LYMW04	1/27/2014 12:37	1500		mg/L			280-51608-1	250	YES	DETECTED
GENERAL	SW 9045C Mod	pH, Laboratory	PH_LAB	LYMW04	1/27/2014 12:37	6.8		Std Units	HF	J	280-51608-1		NA	NA
SVOC	SW 8270C-SIM	Fluoranthene	00206-44-0	LYMW04	4/2/2014 17:45		0.0000046	mg/L	U		280-53846-1	1.46	ND	NO
GENERAL	SW 9045C Mod	pH, Laboratory	PH_LAB	LYMW04	4/2/2014 17:45	6.92		Std Units	HF	J	280-53846-1		NA	NA
SVOC	SW 8270C	Bis(2-chloroethyl)ether	00111-44-4	LYMW04	1/27/2014 12:37		0.00043	mg/L	U		280-51608-1	0.0000773	ND	YES
SVOC	SW 8270C	Pyridine	00110-86-1	LYMW04	4/2/2014 17:45		0.0017	mg/L	U		280-53846-1	0.0365	ND	NO
SVOC	SW 8270C	Bis(2-chloroethyl)ether	00111-44-4	LYMW04	4/2/2014 17:45		0.00041	mg/L	U		280-53846-1	0.0000773	ND	YES
SVOC	SW 8270C	Pyridine	00110-86-1	LYMW04	1/27/2014 12:37		0.0018	mg/L	U		280-51608-1	0.0365	ND	NO
SVOC	SW 8270C	Phenol	00108-95-2	LYMW04	4/2/2014 17:45		0.002	mg/L	U		280-53846-1	10.9	ND	NO
SVOC	SW 8270C	Phenol	00108-95-2	LYMW04	1/27/2014 12:37		0.0021	mg/L	U		280-51608-1	10.9	ND	NO
SVOC	SW 8270C	2,4-Dimethylphenol	00105-67-9	LYMW04	1/27/2014 12:37		0.00061	mg/L	U		280-51608-1	0.729	ND	NO
SVOC	SW 8270C	4-Methylphenol	00106-44-5	LYMW04	4/2/2014 17:45	0.00034		mg/L	J	J	280-53846-1	0.182	NO	DETECTED
SVOC	SW 8270C	2,4-Dimethylphenol	00105-67-9	LYMW04	4/2/2014 17:45		0.00058	mg/L	U		280-53846-1	0.729	ND	NO
SVOC	SW 8270C	4-Methylphenol	00106-44-5	LYMW04	1/27/2014 12:37	0.00047		mg/L	J	J	280-51608-1	0.182	NO	DETECTED
SVOC	SW 8270C	1,4-Dichlorobenzene	00106-46-7	LYMW04	4/2/2014 17:45		0.00032	mg/L	U		280-53846-1	0.075	ND	NO
SVOC	SW 8270C	4-Chloroaniline	00106-47-8	LYMW04	4/2/2014 17:45		0.0021	mg/L	U		280-53846-1	0.146	ND	NO
SVOC	SW 8270C	4-Chloroaniline	00106-47-8	LYMW04	1/27/2014 12:37		0.0022	mg/L	U		280-51608-1	0.146	ND	NO
SVOC	SW 8270C	1,4-Dichlorobenzene	00106-46-7	LYMW04	1/27/2014 12:37		0.00034	mg/L	U		280-51608-1	0.075	ND	NO
SVOC	SW 8270C	3-Methylphenol	00108-39-4	LYMW04	1/27/2014 12:37	0.00047		mg/L	J	J	280-51608-1	1.82	NO	DETECTED
SVOC	SW 8270C	2-Methylphenol	00095-48-7	LYMW04	4/2/2014 17:45		0.00098	mg/L	U		280-53846-1	1.82	ND	NO
SVOC	SW 8270C	3-Methylphenol	00108-39-4	LYMW04	4/2/2014 17:45	0.00034		mg/L	J	J	280-53846-1	1.82	NO	DETECTED
SVOC	SW 8270C	2-Methylphenol	00095-48-7	LYMW04	1/27/2014 12:37		0.001	mg/L	U		280-51608-1	1.82	ND	NO
SVOC	SW 8270C	1,2-Dichlorobenzene	00095-50-1	LYMW04	1/27/2014 12:37		0.00024	mg/L	U		280-51608-1	0.6	ND	NO
SVOC	SW 8270C	1,2-Dichlorobenzene	00095-50-1	LYMW04	4/2/2014 17:45		0.00023	mg/L	U		280-53846-1	0.6	ND	NO
SVOC	SW 8270C	Nitrobenzene	00098-95-3	LYMW04	4/2/2014 17:45		0.00081	mg/L	U		280-53846-1	0.0729	ND	NO

TABLE 3-9. GROUNDWATER POINT-BY-POINT CONSTITUENT OF CONCERN (COC) SCREEN
WYOMING DEPARTMENT OF ENVIRONMENTAL QUALITY, LARAMIE FORMER YTTRIUM PLANT, LARAMIE, WYOMING

CATEGORY	METHOD	ANALYTE	TRI-CAS	SAMPLE ID	DATE/TIME SAMPLED	DETECTED RESULT	NON-DETECTED RESULT (METHOD DETECTION LIMIT (MDL))	UNITS	LAB QUALIFIER	DATA VALIDATION QUALIFIER	LABORATORY DATA SET NUMBER	WATER CLEAN-UP LEVEL - FACT SHEET #13 (mg/L)	IS DETECT VALUE > SCREENING LEVEL	IS MDL > SCREENING LEVEL
SVOC	SW 8270C	Nitrobenzene	00098-95-3	LYMW04	1/27/2014 12:37		0.00085	mg/L	U		280-51608-1	0.0729	ND	NO
SVOC	SW 8270C	Hexachlorobutadiene	00087-68-3	LYMW04	1/27/2014 12:37		0.0035	mg/L	U		280-51608-1	0.00109	ND	YES
SVOC	SW 8270C	Hexachlorobutadiene	00087-68-3	LYMW04	4/2/2014 17:45		0.0033	mg/L	U		280-53846-1	0.00109	ND	YES
SVOC	SW 8270C	3,3-Dichlorobenzidine	00091-94-1	LYMW04	1/27/2014 12:37		0.0021	mg/L	U	UJ	280-51608-1	0.000189	ND	YES
SVOC	SW 8270C	Diethylphthalate	00084-66-2	LYMW04	4/2/2014 17:45		0.00038	mg/L	U		280-53846-1	29.2	ND	NO
SVOC	SW 8270C	Diethylphthalate	00084-66-2	LYMW04	1/27/2014 12:37		0.0004	mg/L	U		280-51608-1	29.2	ND	NO
SVOC	SW 8270C	3,3-Dichlorobenzidine	00091-94-1	LYMW04	4/2/2014 17:45		0.002	mg/L	U	UJ	280-53846-1	0.000189	ND	YES
SVOC	SW 8270C	Di-n-butylphthalate	00084-74-2	LYMW04	1/27/2014 12:37		0.0012	mg/L	U		280-51608-1	3.65	ND	NO
SVOC	SW 8270C	Carbazole	00086-74-8	LYMW04	4/2/2014 17:45		0.00043	mg/L	U		280-53846-1		NA	NA
SVOC	SW 8270C	Di-n-butylphthalate	00084-74-2	LYMW04	4/2/2014 17:45		0.0012	mg/L	U		280-53846-1	3.65	ND	NO
SVOC	SW 8270C	Carbazole	00086-74-8	LYMW04	1/27/2014 12:37		0.00045	mg/L	U		280-51608-1		NA	NA
SVOC	SW 8270C	Butylbenzylphthalate	00085-68-7	LYMW04	1/27/2014 12:37		0.0011	mg/L	U		280-51608-1	7.29	ND	NO
SVOC	SW 8270C	N-Nitrosodiphenylamine	00086-30-6	LYMW04	1/27/2014 12:37		0.00046	mg/L	U		280-51608-1	0.0174	ND	NO
SVOC	SW 8270C	N-Nitrosodiphenylamine	00086-30-6	LYMW04	4/2/2014 17:45		0.00044	mg/L	U		280-53846-1	0.0174	ND	NO
SVOC	SW 8270C	Butylbenzylphthalate	00085-68-7	LYMW04	4/2/2014 17:45		0.001	mg/L	U		280-53846-1	7.29	ND	NO
SVOC	SW 8270C	Hexachlorocyclopentadiene	00077-47-4	LYMW04	4/2/2014 17:45		0.01	mg/L	U		280-53846-1	0.05	ND	NO
SVOC	SW 8270C	Isophorone	00078-59-1	LYMW04	4/2/2014 17:45		0.00021	mg/L	U		280-53846-1	0.0895	ND	NO
SVOC	SW 8270C	Hexachlorocyclopentadiene	00077-47-4	LYMW04	1/27/2014 12:37		0.011	mg/L	U		280-51608-1	0.05	ND	NO
SVOC	SW 8270C	Hexachloroethane	00067-72-1	LYMW04	4/2/2014 17:45		0.0021	mg/L	U		280-53846-1	0.00608	ND	NO
SVOC	SW 8270C	Isophorone	00078-59-1	LYMW04	1/27/2014 12:37		0.00022	mg/L	U		280-51608-1	0.0895	ND	NO
SVOC	SW 8270C-SIM	Benzo(a)pyrene	00050-32-8	LYMW04	1/27/2014 12:37		0.0000054	mg/L	U	UJ	280-51608-1	0.0002	ND	NO
SVOC	SW 8270C	Hexachloroethane	00067-72-1	LYMW04	1/27/2014 12:37		0.0022	mg/L	U		280-51608-1	0.00608	ND	NO
SVOC	SW 8270C-SIM	Benzo(a)pyrene	00050-32-8	LYMW04	4/2/2014 17:45		0.0000052	mg/L	U		280-53846-1	0.0002	ND	NO
SVOC	SW 8270C-SIM	Dibenzo(a,h)anthracene	00053-70-3	LYMW04	1/27/2014 12:37		0.0000051	mg/L	U		280-51608-1	0.0000117	ND	NO
SVOC	SW 8270C-SIM	Dibenzo(a,h)anthracene	00053-70-3	LYMW04	4/2/2014 17:45		0.0000049	mg/L	U		280-53846-1	0.0000117	ND	NO
SVOC	SW 8270C-SIM	Benzo(a)anthracene	00056-55-3	LYMW04	1/27/2014 12:37		0.0000034	mg/L	U		280-51608-1	0.000117	ND	NO
SVOC	SW 8270C-SIM	Benzo(a)anthracene	00056-55-3	LYMW04	4/2/2014 17:45		0.0000032	mg/L	U		280-53846-1	0.000117	ND	NO
SVOC	SW 8270C-SIM	Fluorene	00086-73-7	LYMW04	4/2/2014 17:45	0.00042		mg/L			280-53846-1	1.46	NO	DETECTED
SVOC	SW 8270C-SIM	Fluorene	00086-73-7	LYMW04	1/27/2014 12:37	0.00053		mg/L			280-51608-1	1.46	NO	DETECTED
SVOC	SW 8270C-SIM	Phenanthrene	00085-01-8	LYMW04	1/27/2014 12:37	0.0001		mg/L	J	J	280-51608-1		NA	NA
SVOC	SW 8270C-SIM	Phenanthrene	00085-01-8	LYMW04	4/2/2014 17:45	0.000047		mg/L	J	J	280-53846-1		NA	NA
SVOC	SW 8270C-SIM	Acenaphthene	00083-32-9	LYMW04	4/2/2014 17:45		0.000011	mg/L	U		280-53846-1	2.19	ND	NO
SVOC	SW 8270C-SIM	Naphthalene	00091-20-3	LYMW04	4/2/2014 17:45	0.00073		mg/L		J	280-53846-1	0.729	NO	DETECTED
SVOC	SW 8270C-SIM	Acenaphthene	00083-32-9	LYMW04	1/27/2014 12:37		0.000011	mg/L	U		280-51608-1	2.19	ND	NO
SVOC	SW 8270C-SIM	Naphthalene	00091-20-3	LYMW04	1/27/2014 12:37	0.00045		mg/L			280-51608-1	0.729	NO	DETECTED
SVOC	SW 8270C-SIM	2-Methylnaphthalene	00091-57-6	LYMW04	1/27/2014 12:37	0.000049		mg/L	J	J	280-51608-1	0.146	NO	DETECTED

TABLE 3-9. GROUNDWATER POINT-BY-POINT CONSTITUENT OF CONCERN (COC) SCREEN
WYOMING DEPARTMENT OF ENVIRONMENTAL QUALITY, LARAMIE FORMER YTTRIUM PLANT, LARAMIE, WYOMING

CATEGORY	METHOD	ANALYTE	TRI-CAS	SAMPLE ID	DATE/TIME SAMPLED	DETECTED RESULT	NON-DETECTED RESULT (METHOD DETECTION LIMIT (MDL))	UNITS	LAB QUALIFIER	DATA VALIDATION QUALIFIER	LABORATORY DATA SET NUMBER	WATER CLEAN-UP LEVEL - FACT SHEET #13 (mg/L)	IS DETECT VALUE > SCREENING LEVEL	IS MDL > SCREENING LEVEL
SVOC	SW 8270C-SIM	1-Methylnaphthalene	00090-12-0	LYMW04	1/27/2014 12:37	0.003		mg/L			280-51608-1	0.00097	YES	DETECTED
SVOC	SW 8270C-SIM	2-Methylnaphthalene	00091-57-6	LYMW04	4/2/2014 17:45		0.0000052	mg/L	U		280-53846-1	0.146	ND	NO
SVOC	SW 8270C-SIM	1-Methylnaphthalene	00090-12-0	LYMW04	4/2/2014 17:45	0.0038		mg/L		J	280-53846-1	0.00097	YES	DETECTED
SVOC	SW 8270C-SIM	Pyrene	00129-00-0	LYMW04	1/27/2014 12:37	0.000016		mg/L	J	J	280-51608-1	1.09	NO	DETECTED
SVOC	SW 8270C-SIM	Pyrene	00129-00-0	LYMW04	4/2/2014 17:45		0.0000082	mg/L	U		280-53846-1	1.09	ND	NO
SVOC	SW 8270C-SIM	Dibenzofuran	00132-64-9	LYMW04	4/2/2014 17:45	0.00022		mg/L			280-53846-1	0.00058	NO	DETECTED
SVOC	SW 8270C-SIM	Anthracene	00120-12-7	LYMW04	4/2/2014 17:45	0.000065		mg/L	J	J	280-53846-1	10.9	NO	DETECTED
SVOC	SW 8270C-SIM	Dibenzofuran	00132-64-9	LYMW04	1/27/2014 12:37	0.00023		mg/L			280-51608-1	0.00058	NO	DETECTED
SVOC	SW 8270C-SIM	Chrysene	00218-01-9	LYMW04	1/27/2014 12:37		0.0000034	mg/L	U		280-51608-1	0.0117	ND	NO
SVOC	SW 8270C-SIM	Chrysene	00218-01-9	LYMW04	4/2/2014 17:45		0.0000032	mg/L	U		280-53846-1	0.0117	ND	NO
SVOC	SW 8270C-SIM	Anthracene	00120-12-7	LYMW04	1/27/2014 12:37	0.00019		mg/L			280-51608-1	10.9	NO	DETECTED
SVOC	SW 8270C-SIM	Benzo(k)fluoranthene	00207-08-9	LYMW04	1/27/2014 12:37		0.0000053	mg/L	U		280-51608-1	0.00117	ND	NO
SVOC	SW 8270C-SIM	Benzo(k)fluoranthene	00207-08-9	LYMW04	4/2/2014 17:45		0.0000051	mg/L	U		280-53846-1	0.00117	ND	NO
SVOC	SW 8270C-SIM	Acenaphthylene	00208-96-8	LYMW04	4/2/2014 17:45		0.00001	mg/L	U		280-53846-1		NA	NA
SVOC	SW 8270C-SIM	Acenaphthylene	00208-96-8	LYMW04	1/27/2014 12:37		0.000011	mg/L	U	UJ	280-51608-1		NA	NA
SVOC	SW 8270C-SIM	Benzo(g,h,i)perylene	00191-24-2	LYMW04	4/2/2014 17:45		0.0000036	mg/L	U		280-53846-1		NA	NA
SVOC	SW 8270C-SIM	Benzo(g,h,i)perylene	00191-24-2	LYMW04	1/27/2014 12:37		0.0000038	mg/L	U		280-51608-1		NA	NA
SVOC	SW 8270C-SIM	Indeno(1,2,3-cd)pyrene	00193-39-5	LYMW04	4/2/2014 17:45		0.000015	mg/L	U		280-53846-1	0.000117	ND	NO
SVOC	SW 8270C-SIM	Benzo(b)fluoranthene	00205-99-2	LYMW04	4/2/2014 17:45		0.0000035	mg/L	U		280-53846-1	0.000117	ND	NO
SVOC	SW 8270C-SIM	Indeno(1,2,3-cd)pyrene	00193-39-5	LYMW04	1/27/2014 12:37		0.000016	mg/L	U		280-51608-1	0.000117	ND	NO
SVOC	SW 8270C-SIM	Benzo(b)fluoranthene	00205-99-2	LYMW04	1/27/2014 12:37		0.0000036	mg/L	U		280-51608-1	0.000117	ND	NO
SVOC	SW 8270C-SIM	Fluoranthene	00206-44-0	LYMW04	1/27/2014 12:37	0.0000049		mg/L	J	J	280-51608-1	1.46	NO	DETECTED
GENERAL	20B	Sodium Adsorption Ratio	SAR	LYMW05	4/2/2014 14:00	3.2		unitless			280-53846-1		NA	NA
GENERAL	20B	Sodium Adsorption Ratio	SAR	LYMW05	1/24/2014 14:15	3.1		unitless			280-51519-1		NA	NA
GENERAL	20B	Sodium, Total	NA	LYMW05	1/24/2014 14:15	290		mg/L			280-51519-1		NA	NA
METALS	6010B	Lead, Total	PB	LYMW05	6/4/2012 0:00	0.0196		mg/L			Historical	0.015	YES	DETECTED
METALS	6010B	Selenium, Total	SE	LYMW05	6/4/2012 0:00	0.0053		mg/L	J		Historical	0.05	NO	DETECTED
METALS	6010B	Nickel, Total	NI	LYMW05	6/4/2012 0:00	0.0202		mg/L			Historical	0.729	NO	DETECTED
METALS	6010B	Sodium, Total	NA	LYMW05	6/4/2012 0:00	0.000368		mg/L			Historical		NA	NA
METALS	6010B	Magnesium, Total	MG	LYMW05	6/4/2012 0:00	303		mg/L			Historical		NA	NA
METALS	6010B	Manganese, Total	MN	LYMW05	6/4/2012 0:00	0.524		mg/L			Historical	0.05	YES	DETECTED
METALS	6010B	Mercury, Total	HG	LYMW05	6/4/2012 0:00	0.00004		mg/L	J		Historical	0.002	NO	DETECTED

TABLE 3-9. GROUNDWATER POINT-BY-POINT CONSTITUENT OF CONCERN (COC) SCREEN
WYOMING DEPARTMENT OF ENVIRONMENTAL QUALITY, LARAMIE FORMER YTTRIUM PLANT, LARAMIE, WYOMING

CATEGORY	METHOD	ANALYTE	TRI-CAS	SAMPLE ID	DATE/TIME SAMPLED	DETECTED RESULT	NON-DETECTED RESULT (METHOD DETECTION LIMIT (MDL))	UNITS	LAB QUALIFIER	DATA VALIDATION QUALIFIER	LABORATORY DATA SET NUMBER	WATER CLEAN-UP LEVEL - FACT SHEET #13 (mg/L)	IS DETECT VALUE > SCREENING LEVEL	IS MDL > SCREENING LEVEL
METALS	6010B	Potassium, Total	K	LYMW05	6/4/2012 0:00	0.00000903		mg/L			Historical		NA	NA
GENERAL	20B	Magnesium, Total	MG	LYMW05	4/2/2014 14:00	260		mg/L			280-53846-1		NA	NA
GENERAL	20B	Magnesium, Total	MG	LYMW05	1/24/2014 14:15	270		mg/L			280-51519-1		NA	NA
GENERAL	20B	Sodium, Total	NA	LYMW05	4/2/2014 14:00	300		mg/L			280-53846-1		NA	NA
GENERAL	20B	Calcium, Total	CA	LYMW05	4/2/2014 14:00	240		mg/L			280-53846-1	0.005	YES	DETECTED
GENERAL	20B	Calcium, Total	CA	LYMW05	1/24/2014 14:15	250		mg/L			280-51519-1	0.005	YES	DETECTED
METALS	6010B	Iron, Total	FE	LYMW05	6/4/2012 0:00	18.1		mg/L			Historical	25.5	NO	DETECTED
METALS	6010B	Thallium, Total	TL	LYMW05	6/4/2012 0:00		0.0025	mg/L	U		Historical	0.002	ND	YES
METALS	6010B	Vanadium, Total	VA	LYMW05	6/4/2012 0:00	0.0581		mg/L			Historical	0.255	NO	DETECTED
METALS	6010B	Zinc, Total	ZN	LYMW05	6/4/2012 0:00	0.114		mg/L			Historical	5	NO	DETECTED
METALS	6010B	Cadmium, Total	CD	LYMW05	6/4/2012 0:00	0.0016		mg/L			Historical	0.005	NO	DETECTED
METALS	6010B	Calcium, Total	CA	LYMW05	6/4/2012 0:00	346		mg/L			Historical	0.005	YES	DETECTED
METALS	6010B	Chromium, Total	CR	LYMW05	6/4/2012 0:00	0.0239		mg/L			Historical	0.1	NO	DETECTED
METALS	6010B	Cobalt, Total	CO	LYMW05	6/4/2012 0:00	0.0101		mg/L			Historical	0.0109	NO	DETECTED
METALS	6010B	Copper, Total	CU	LYMW05	6/4/2012 0:00	0.0239		mg/L			Historical	1.3	NO	DETECTED
METALS	6010B	Beryllium, Total	BE	LYMW05	6/4/2012 0:00	0.0017		mg/L			Historical	0.004	NO	DETECTED
METALS	6010B	Barium, Total	BA	LYMW05	6/4/2012 0:00	0.106		mg/L			Historical	2	NO	DETECTED
METALS	6010B	Aluminum, Total	AL	LYMW05	6/4/2012 0:00	8.83		mg/L			Historical	36.5	NO	DETECTED
METALS	6010B	Arsenic, Total	AS	LYMW05	6/4/2012 0:00	0.0078		mg/L	J		Historical	0.01	NO	DETECTED
GENERAL	8015M	TPH DRO	TEH1	LYMW05	6/4/2012 0:00		0.046	mg/L	U		Historical	1.1	ND	NO
GENERAL	8015M	TPH GRO	TVH1	LYMW05	6/4/2012 0:00		0.03	mg/L	U		Historical	7.3	ND	NO
VOC	8260	m,p-Xylene	MPXYLENE	LYMW05	6/4/2012 0:00		0.0006	mg/L	U		Historical	7.29	ND	NO
VOC	8260	MTBE	01634-04-4	LYMW05	6/4/2012 0:00	0.0035		mg/L			Historical	0.0473	NO	DETECTED
VOC	8260	p-Isopropyltoluene	00099-87-6	LYMW05	6/4/2012 0:00		0.0004	mg/L	U		Historical		NA	NA
VOC	8260	Ethylbenzene	00100-41-4	LYMW05	6/4/2012 0:00		0.0003	mg/L	U		Historical	0.7	ND	NO
VOC	8260	Naphthalene	00091-20-3	LYMW05	6/4/2012 0:00		0.0003	mg/L	U		Historical	0.729	ND	NO
VOC	8260	sec-Butylbenzene	00135-98-8	LYMW05	6/4/2012 0:00		0.0003	mg/L	U		Historical		NA	NA
VOC	8260	cis-1,2-Dichloroethene	00156-59-2	LYMW05	6/4/2012 0:00	0.0013		mg/L			Historical	0.07	NO	DETECTED
VOC	8260	Bromodichloromethane	00075-27-4	LYMW05	6/4/2012 0:00		0.0003	mg/L	U		Historical	0.08	ND	NO
VOC	8260	Trichloroethene	00079-01-6	LYMW05	6/4/2012 0:00	0.0024		mg/L			Historical	0.005	NO	DETECTED
VOC	8260	1,2,4-Trimethylbenzene	00095-63-6	LYMW05	6/4/2012 0:00		0.0004	mg/L	U		Historical	0.365	ND	NO
VOC	8260	Isopropylbenzene	00098-82-8	LYMW05	6/4/2012 0:00		0.0003	mg/L	U		Historical		NA	NA
VOC	8260	n-Propylbenzene	00103-65-1	LYMW05	6/4/2012 0:00		0.0004	mg/L	U		Historical		NA	NA
VOC	8260	n-Butylbenzene	00104-51-8	LYMW05	6/4/2012 0:00		0.0004	mg/L	U		Historical		NA	NA
VOC	8260	1,3,5-Trimethylbenzene	00108-67-8	LYMW05	6/4/2012 0:00		0.0004	mg/L	U		Historical	1.82	ND	NO
SVOC	8270C	1-Methylnaphthalene	00090-12-0	LYMW05	6/4/2012 0:00		0.0000031	mg/L	U		Historical	0.00097	ND	NO
SVOC	8270C	2-Methylnaphthalene	00091-57-6	LYMW05	6/4/2012 0:00		0.0000031	mg/L	U		Historical	0.146	ND	NO
SVOC	8270C	Acenaphthene	00083-32-9	LYMW05	6/4/2012 0:00		0.0000031	mg/L	U		Historical	2.19	ND	NO
SVOC	8270C	Diethylphthalate	00084-66-2	LYMW05	6/4/2012 0:00		0.00029	mg/L	U		Historical	29.2	ND	NO
SVOC	8270C	Di-n-butylphthalate	00084-74-2	LYMW05	6/4/2012 0:00		0.00022	mg/L	U		Historical	3.65	ND	NO
SVOC	8270C	Phenanthrene	00085-01-8	LYMW05	6/4/2012 0:00		0.0000031	mg/L	U		Historical		NA	NA
SVOC	8270C	Fluorene	00086-73-7	LYMW05	6/4/2012 0:00		0.000002	mg/L	U		Historical	1.46	ND	NO
SVOC	8270C	Benzo(a)pyrene	00050-32-8	LYMW05	6/4/2012 0:00		0.0000041	mg/L	U		Historical	0.0002	ND	NO
SVOC	8270C	Dibenzo(a,h)anthracene	00053-70-3	LYMW05	6/4/2012 0:00		0.0000041	mg/L	U		Historical	0.0000117	ND	NO
SVOC	8270C	Benzo(a)anthracene	00056-55-3	LYMW05	6/4/2012 0:00		0.0000031	mg/L	U		Historical	0.000117	ND	NO
SVOC	8270C	Fluoranthene	00206-44-0	LYMW05	6/4/2012 0:00		0.0000031	mg/L	U		Historical	1.46	ND	NO
SVOC	8270C	Acenaphthylene	00208-96-8	LYMW05	6/4/2012 0:00		0.000002	mg/L	U		Historical		NA	NA
SVOC	8270C	Chrysene	00218-01-9	LYMW05	6/4/2012 0:00		0.0000041	mg/L	U		Historical	0.0117	ND	NO
SVOC	8270C	Dibenzofuran	00132-64-9	LYMW05	6/4/2012 0:00		0.00027	mg/L	U		Historical	0.00058	ND	NO

TABLE 3-9. GROUNDWATER POINT-BY-POINT CONSTITUENT OF CONCERN (COC) SCREEN
WYOMING DEPARTMENT OF ENVIRONMENTAL QUALITY, LARAMIE FORMER YTTRIUM PLANT, LARAMIE, WYOMING

CATEGORY	METHOD	ANALYTE	TRI-CAS	SAMPLE ID	DATE/TIME SAMPLED	DETECTED RESULT	NON-DETECTED RESULT (METHOD DETECTION LIMIT (MDL))	UNITS	LAB QUALIFIER	DATA VALIDATION QUALIFIER	LABORATORY DATA SET NUMBER	WATER CLEAN-UP LEVEL - FACT SHEET #13 (mg/L)	IS DETECT VALUE > SCREENING LEVEL	IS MDL > SCREENING LEVEL
SVOC	8270C	Benzo(g,h,i)perylene	00191-24-2	LYMW05	6/4/2012 0:00		0.0000051	mg/L	U		Historical		NA	NA
SVOC	8270C	Indeno(1,2,3-cd)pyrene	00193-39-5	LYMW05	6/4/2012 0:00		0.0000041	mg/L	U		Historical	0.000117	ND	NO
SVOC	8270C	Naphthalene	00091-20-3	LYMW05	6/4/2012 0:00		0.0000031	mg/L	U		Historical	0.729	ND	NO
SVOC	8270C	Benzo(b)fluoranthene	00205-99-2	LYMW05	6/4/2012 0:00		0.0000041	mg/L	U		Historical	0.000117	ND	NO
SVOC	8270C	Bis(2-ethylhexyl)phthalate	00117-81-7	LYMW05	6/4/2012 0:00		0.00077	mg/L	U		Historical	0.006	ND	NO
SVOC	8270C	Di-n-octylphthalate	00117-84-0	LYMW05	6/4/2012 0:00		0.00016	mg/L	U		Historical	0.016	ND	NO
SVOC	8270C	Anthracene	00120-12-7	LYMW05	6/4/2012 0:00		0.000002	mg/L	U		Historical	10.9	ND	NO
SVOC	8270C	Pyrene	00129-00-0	LYMW05	6/4/2012 0:00		0.0000031	mg/L	U		Historical	1.09	ND	NO
GENERAL	General	Oxygen, Dissolved	O2_DIS	LYMW05	4/2/2014 13:39	0.04		mg/L			Web Entry		NA	NA
GENERAL	General	Oxygen, Dissolved	O2_DIS	LYMW05	1/24/2014 14:15	1.78		mg/L			Web Entry		NA	NA
GENERAL	General	Temperature	TEMP	LYMW05	4/2/2014 13:39	6.3		oC			Web Entry		NA	NA
GENERAL	General	Temperature	TEMP	LYMW05	1/24/2014 14:15	6.98		oC			Web Entry		NA	NA
GENERAL	General	Conductance Field	SPCON_F	LYMW05	1/24/2014 14:15	2324		uS/cm			Web Entry		NA	NA
GENERAL	General	Conductance Field	SPCON_F	LYMW05	4/2/2014 13:39	2236		uS/cm			Web Entry		NA	NA
GENERAL	General	pH	PH	LYMW05	4/2/2014 13:39	7.26		Std Units			Web Entry		NA	NA
GENERAL	General	pH	PH	LYMW05	1/24/2014 14:15	7.03		Std Units			Web Entry		NA	NA
GENERAL	General	Redox	REDOX	LYMW05	4/2/2014 13:39	-48		mV			Web Entry		NA	NA
GENERAL	General	Redox	REDOX	LYMW05	1/24/2014 14:15	-31		mV			Web Entry		NA	NA
GENERAL	General	Turbidity, Field	TURBIDITY_FIELD	LYMW05	4/2/2014 13:39	7.7		NTU			Web Entry		NA	NA
GENERAL	General	Turbidity, Field	TURBIDITY_FIELD	LYMW05	1/24/2014 14:15	48.1		NTU			Web Entry		NA	NA
GENERAL	SM 2540C	Solids, Total Dissolved	TDS	LYMW05	4/2/2014 14:00	2800		mg/L			280-53846-1	500	YES	DETECTED
METALS	SW 6010B	Calcium, Total	CA	LYMW05	4/2/2014 14:00	250		mg/L			280-53846-1	0.005	YES	DETECTED
METALS	SW 6010B	Aluminum, Dissolved	DAL	LYMW05	4/2/2014 14:00		0.018	mg/L	U		280-53846-1	36.5	ND	NO
METALS	SW 6010B	Aluminum, Dissolved	DAL	LYMW05	1/24/2014 14:15		0.018	mg/L	U		280-51519-1	36.5	ND	NO
METALS	SW 6010B	Aluminum, Total	AL	LYMW05	4/2/2014 14:00	0.14		mg/L			280-53846-1	36.5	NO	DETECTED
METALS	SW 6010B	Boron, Total	B	LYMW05	4/2/2014 14:00	2.4		mg/L			280-53846-1	0.75	YES	DETECTED
METALS	SW 6010B	Boron, Total	B	LYMW05	1/24/2014 14:15	2.3		mg/L			280-51519-1	0.75	YES	DETECTED
GENERAL	SM 2540C	Solids, Total Dissolved	TDS	LYMW05	1/24/2014 14:15	2900		mg/L			280-51519-1	500	YES	DETECTED
METALS	SW 6010B	Aluminum, Total	AL	LYMW05	1/24/2014 14:15		0.018	mg/L	U		280-51519-1	36.5	ND	NO
METALS	SW 6010B	Potassium, Dissolved	DK	LYMW05	1/24/2014 14:15	6.5		mg/L			280-51519-1		NA	NA
METALS	SW 6010B	Potassium, Dissolved	DK	LYMW05	4/2/2014 14:00	7.1		mg/L			280-53846-1		NA	NA
METALS	SW 6010B	Magnesium, Dissolved	DMG	LYMW05	4/2/2014 14:00	260		mg/L			280-53846-1		NA	NA
METALS	SW 6010B	Magnesium, Dissolved	DMG	LYMW05	1/24/2014 14:15	260		mg/L			280-51519-1		NA	NA
METALS	SW 6010B	Boron, Dissolved	DB	LYMW05	4/2/2014 14:00	2.5		mg/L			280-53846-1	0.75	YES	DETECTED
METALS	SW 6010B	Boron, Dissolved	DB	LYMW05	1/24/2014 14:15	2.3		mg/L			280-51519-1	0.75	YES	DETECTED
METALS	SW 6010B	Calcium, Dissolved	DCA	LYMW05	4/2/2014 14:00	250		mg/L			280-53846-1	0.005	YES	DETECTED
METALS	SW 6010B	Calcium, Dissolved	DCA	LYMW05	1/24/2014 14:15	240		mg/L			280-51519-1	0.005	YES	DETECTED
METALS	SW 6010B	Sodium, Dissolved	DNA	LYMW05	4/2/2014 14:00	310		mg/L			280-53846-1		NA	NA
METALS	SW 6010B	Sodium, Dissolved	DNA	LYMW05	1/24/2014 14:15	280		mg/L			280-51519-1		NA	NA
METALS	SW 6010B	Iron, Dissolved	DFE	LYMW05	4/2/2014 14:00	0.46		mg/L			280-53846-1	25.5	NO	DETECTED
METALS	SW 6010B	Iron, Dissolved	DFE	LYMW05	1/24/2014 14:15	1.1		mg/L			280-51519-1	25.5	NO	DETECTED
METALS	SW 6010B	Potassium, Total	K	LYMW05	1/24/2014 14:15	7.3		mg/L			280-51519-1		NA	NA
METALS	SW 6010B	Iron, Total	FE	LYMW05	1/24/2014 14:15	3.7		mg/L			280-51519-1	25.5	NO	DETECTED
METALS	SW 6010B	Sodium, Total	NA	LYMW05	1/24/2014 14:15	300		mg/L			280-51519-1		NA	NA
METALS	SW 6010B	Sodium, Total	NA	LYMW05	4/2/2014 14:00	310		mg/L	B		280-53846-1		NA	NA
METALS	SW 6010B	Potassium, Total	K	LYMW05	4/2/2014 14:00	7		mg/L			280-53846-1		NA	NA
METALS	SW 6010B	Iron, Total	FE	LYMW05	4/2/2014 14:00	17		mg/L			280-53846-1	25.5	NO	DETECTED
METALS	SW 6010B	Magnesium, Total	MG	LYMW05	1/24/2014 14:15	260		mg/L			280-51519-1		NA	NA

TABLE 3-9. GROUNDWATER POINT-BY-POINT CONSTITUENT OF CONCERN (COC) SCREEN
WYOMING DEPARTMENT OF ENVIRONMENTAL QUALITY, LARAMIE FORMER YTTRIUM PLANT, LARAMIE, WYOMING

CATEGORY	METHOD	ANALYTE	TRI-CAS	SAMPLE ID	DATE/TIME SAMPLED	DETECTED RESULT	NON-DETECTED RESULT (METHOD DETECTION LIMIT (MDL))	UNITS	LAB QUALIFIER	DATA VALIDATION QUALIFIER	LABORATORY DATA SET NUMBER	WATER CLEAN-UP LEVEL - FACT SHEET #13 (mg/L)	IS DETECT VALUE > SCREENING LEVEL	IS MDL > SCREENING LEVEL
METALS	SW 6010B	Magnesium, Total	MG	LYMW05	4/2/2014 14:00	260		mg/L			280-53846-1		NA	NA
METALS	SW 6010B	Calcium, Total	CA	LYMW05	1/24/2014 14:15	250		mg/L			280-51519-1	0.005	YES	DETECTED
GENERAL	SW 8015C_GRO	TPH GRO	TVH1	LYMW05	1/24/2014 14:15		0.01	mg/L	U		280-51519-1	7.3	ND	NO
METALS	SW 7470A	Mercury, Total	HG	LYMW05	4/2/2014 14:00		0.000027	mg/L	U		280-53846-1	0.002	ND	NO
METALS	SW 7470A	Mercury, Total	HG	LYMW05	1/24/2014 14:15		0.000027	mg/L	U		280-51519-1	0.002	ND	NO
METALS	SW 7470A	Mercury, Dissolved	DHG	LYMW05	4/2/2014 14:00		0.000027	mg/L	U		280-53846-1	0.002	ND	NO
METALS	SW 7470A	Mercury, Dissolved	DHG	LYMW05	1/24/2014 14:15		0.000027	mg/L	U		280-51519-1	0.002	ND	NO
GENERAL	SW 8015C-DRO	TPH DRO	TEH1	LYMW05	1/24/2014 14:15	0.059		mg/L	J	J	280-51519-1	1.1	NO	DETECTED
GENERAL	SW 8015C_GRO	TPH GRO	TVH1	LYMW05	4/2/2014 14:00	0.013		mg/L	J	J	280-53846-1	7.3	NO	DETECTED
GENERAL	SW 8015C-DRO	TPH DRO	TEH1	LYMW05	4/2/2014 14:00	0.044		mg/L	J	J	280-53846-1	1.1	NO	DETECTED
SVOC	SW 8270C	2,6-Dinitrotoluene	00606-20-2	LYMW05	1/24/2014 14:15		0.0019	mg/L	U		280-51519-1	0.0365	ND	NO
SVOC	SW 8270C	2,6-Dinitrotoluene	00606-20-2	LYMW05	4/2/2014 14:00		0.0018	mg/L	U		280-53846-1	0.0365	ND	NO
SVOC	SW 8270C	N-Nitrosodi-n-propylamine	00621-64-7	LYMW05	4/2/2014 14:00		0.00033	mg/L	U		280-53846-1	0.0000122	ND	YES
SVOC	SW 8270C	N-Nitrosodi-n-propylamine	00621-64-7	LYMW05	1/24/2014 14:15		0.00035	mg/L	U		280-51519-1	0.0000122	ND	YES
SVOC	SW 8270C	Bis(2-ethylhexyl)phthalate	00117-81-7	LYMW05	1/24/2014 14:15		0.00055	mg/L	U		280-51519-1	0.006	ND	NO
SVOC	SW 8270C	1,2,4-Trichlorobenzene	00120-82-1	LYMW05	1/24/2014 14:15		0.00028	mg/L	U		280-51519-1	0.07	ND	NO
SVOC	SW 8270C	1,2,4-Trichlorobenzene	00120-82-1	LYMW05	4/2/2014 14:00		0.00027	mg/L	U		280-53846-1	0.07	ND	NO
SVOC	SW 8270C	2,4-Dinitrotoluene	00121-14-2	LYMW05	4/2/2014 14:00		0.0016	mg/L	U		280-53846-1	0.0729	ND	NO
SVOC	SW 8270C	Pyridine	00110-86-1	LYMW05	4/2/2014 14:00		0.0016	mg/L	U		280-53846-1	0.0365	ND	NO
SVOC	SW 8270C	2,4-Dinitrotoluene	00121-14-2	LYMW05	1/24/2014 14:15		0.0016	mg/L	U		280-51519-1	0.0729	ND	NO
SVOC	SW 8270C	Di-n-octylphthalate	00117-84-0	LYMW05	4/2/2014 14:00		0.00033	mg/L	U		280-53846-1	0.016	ND	NO
SVOC	SW 8270C	Di-n-octylphthalate	00117-84-0	LYMW05	1/24/2014 14:15		0.00035	mg/L	U		280-51519-1	0.016	ND	NO
METALS	SW6020	Silver, Total	AG	LYMW05	1/24/2014 14:15		0.000033	mg/L	U		280-51519-1	0.1	ND	NO
METALS	SW6020	Arsenic, Total	AS	LYMW05	1/24/2014 14:15	0.0014		mg/L	J	J	280-51519-1	0.01	NO	DETECTED
METALS	SW6020	Beryllium, Total	BE	LYMW05	4/2/2014 14:00	0.00013		mg/L	J	J	280-53846-1	0.004	NO	DETECTED
METALS	SW6020	Arsenic, Total	AS	LYMW05	4/2/2014 14:00	0.0073		mg/L			280-53846-1	0.01	NO	DETECTED
METALS	SW6020	Beryllium, Total	BE	LYMW05	1/24/2014 14:15		0.00008	mg/L	U		280-51519-1	0.004	ND	NO
METALS	SW6020	Silver, Total	AG	LYMW05	4/2/2014 14:00		0.000033	mg/L	U		280-53846-1	0.1	ND	NO
METALS	SW6020	Copper, Total	CU	LYMW05	4/2/2014 14:00		0.00056	mg/L	U		280-53846-1	1.3	ND	NO
METALS	SW6020	Barium, Total	BA	LYMW05	4/2/2014 14:00	0.036		mg/L			280-53846-1	2	NO	DETECTED
METALS	SW6020	Barium, Total	BA	LYMW05	1/24/2014 14:15	0.026		mg/L			280-51519-1	2	NO	DETECTED
METALS	SW6020	Copper, Total	CU	LYMW05	1/24/2014 14:15		0.00056	mg/L	U		280-51519-1	1.3	ND	NO
METALS	SW6020	Silver, Dissolved	DAG	LYMW05	1/24/2014 14:15		0.000033	mg/L	U		280-51519-1	0.1	ND	NO
METALS	SW6020	Chromium, Total	CR	LYMW05	4/2/2014 14:00	0.0008		mg/L	J	J	280-53846-1	0.1	NO	DETECTED
METALS	SW6020	Chromium, Total	CR	LYMW05	1/24/2014 14:15		0.0005	mg/L	U		280-51519-1	0.1	ND	NO
METALS	SW6020	Silver, Dissolved	DAG	LYMW05	4/2/2014 14:00		0.000033	mg/L	U		280-53846-1	0.1	ND	NO
METALS	SW6020	Cadmium, Total	CD	LYMW05	1/24/2014 14:15		0.0001	mg/L	U		280-51519-1	0.005	ND	NO
METALS	SW6020	Arsenic, Dissolved	DAS	LYMW05	4/2/2014 14:00	0.0006		mg/L	J	J	280-53846-1	0.01	NO	DETECTED
METALS	SW6020	Arsenic, Dissolved	DAS	LYMW05	1/24/2014 14:15	0.001		mg/L	J	J	280-51519-1	0.01	NO	DETECTED
METALS	SW6020	Cobalt, Total	CO	LYMW05	4/2/2014 14:00	0.00025		mg/L	J	J	280-53846-1	0.0109	NO	DETECTED
METALS	SW6020	Cobalt, Total	CO	LYMW05	1/24/2014 14:15	0.000068		mg/L	J	J	280-51519-1	0.0109	NO	DETECTED
METALS	SW6020	Cadmium, Total	CD	LYMW05	4/2/2014 14:00		0.0001	mg/L	U		280-53846-1	0.005	ND	NO
METALS	SW6020	Zinc, Total	ZN	LYMW05	4/2/2014 14:00		0.002	mg/L	U		280-53846-1	5	ND	NO
METALS	SW6020	Vanadium, Total	VA	LYMW05	4/2/2014 14:00	0.0041		mg/L	J	J	280-53846-1	0.255	NO	DETECTED
METALS	SW6020	Vanadium, Total	VA	LYMW05	1/24/2014 14:15	0.00066		mg/L	J	J	280-51519-1	0.255	NO	DETECTED
METALS	SW6020	Zinc, Total	ZN	LYMW05	1/24/2014 14:15	0.01		mg/L	J B	U	280-51519-1	5	NO	DETECTED

TABLE 3-9. GROUNDWATER POINT-BY-POINT CONSTITUENT OF CONCERN (COC) SCREEN
WYOMING DEPARTMENT OF ENVIRONMENTAL QUALITY, LARAMIE FORMER YTTRIUM PLANT, LARAMIE, WYOMING

CATEGORY	METHOD	ANALYTE	TRI-CAS	SAMPLE ID	DATE/TIME SAMPLED	DETECTED RESULT	NON-DETECTED RESULT (METHOD DETECTION LIMIT (MDL))	UNITS	LAB QUALIFIER	DATA VALIDATION QUALIFIER	LABORATORY DATA SET NUMBER	WATER CLEAN-UP LEVEL - FACT SHEET #13 (mg/L)	IS DETECT VALUE > SCREENING LEVEL	IS MDL > SCREENING LEVEL
METALS	SW6020	Manganese, Total	MN	LYMW05	4/2/2014 14:00	0.18		mg/L			280-53846-1	0.05	YES	DETECTED
METALS	SW6020	Lead, Total	PB	LYMW05	4/2/2014 14:00	0.0004		mg/L	J	J	280-53846-1	0.015	NO	DETECTED
METALS	SW6020	Manganese, Total	MN	LYMW05	1/24/2014 14:15	0.17		mg/L			280-51519-1	0.05	YES	DETECTED
METALS	SW6020	Nickel, Total	NI	LYMW05	4/2/2014 14:00	0.0021		mg/L			280-53846-1	0.729	NO	DETECTED
METALS	SW6020	Lead, Total	PB	LYMW05	1/24/2014 14:15		0.00018	mg/L	U		280-51519-1	0.015	ND	NO
METALS	SW6020	Selenium, Total	SE	LYMW05	4/2/2014 14:00		0.0007	mg/L	U		280-53846-1	0.05	ND	NO
METALS	SW6020	Nickel, Total	NI	LYMW05	1/24/2014 14:15	0.0015		mg/L	J	J	280-51519-1	0.729	NO	DETECTED
METALS	SW6020	Selenium, Total	SE	LYMW05	1/24/2014 14:15		0.0007	mg/L	U		280-51519-1	0.05	ND	NO
METALS	SW6020	Antimony, Total	SB	LYMW05	1/24/2014 14:15		0.0004	mg/L	U		280-51519-1	0.006	ND	NO
METALS	SW6020	Thallium, Total	TL	LYMW05	4/2/2014 14:00		0.00005	mg/L	U		280-53846-1	0.002	ND	NO
METALS	SW6020	Antimony, Total	SB	LYMW05	4/2/2014 14:00		0.0004	mg/L	U		280-53846-1	0.006	ND	NO
METALS	SW6020	Copper, Dissolved	DCU	LYMW05	1/24/2014 14:15		0.00056	mg/L	U		280-51519-1	1.3	ND	NO
METALS	SW6020	Thallium, Total	TL	LYMW05	1/24/2014 14:15		0.00005	mg/L	U		280-51519-1	0.002	ND	NO
METALS	SW6020	Chromium, Dissolved	DCR	LYMW05	1/24/2014 14:15		0.0005	mg/L	U		280-51519-1	0.1	ND	NO
METALS	SW6020	Copper, Dissolved	DCU	LYMW05	4/2/2014 14:00		0.00056	mg/L	U		280-53846-1	1.3	ND	NO
METALS	SW6020	Chromium, Dissolved	DCR	LYMW05	4/2/2014 14:00		0.0005	mg/L	U		280-53846-1	0.1	ND	NO
METALS	SW6020	Cobalt, Dissolved	DCO	LYMW05	4/2/2014 14:00	0.000055		mg/L	J	J	280-53846-1	0.0109	NO	DETECTED
METALS	SW6020	Cadmium, Dissolved	DCD	LYMW05	4/2/2014 14:00		0.0001	mg/L	U		280-53846-1	0.005	ND	NO
METALS	SW6020	Cobalt, Dissolved	DCO	LYMW05	1/24/2014 14:15	0.0001		mg/L	J	J	280-51519-1	0.0109	NO	DETECTED
METALS	SW6020	Cadmium, Dissolved	DCD	LYMW05	1/24/2014 14:15		0.0001	mg/L	U		280-51519-1	0.005	ND	NO
METALS	SW6020	Beryllium, Dissolved	DBE	LYMW05	1/24/2014 14:15		0.00008	mg/L	U		280-51519-1	0.004	ND	NO
METALS	SW6020	Beryllium, Dissolved	DBE	LYMW05	4/2/2014 14:00		0.00008	mg/L	U		280-53846-1	0.004	ND	NO
METALS	SW6020	Beryllium, Dissolved	DBE	LYMW05	1/24/2014 14:15		0.00008	mg/L	U		280-51519-1	0.004	ND	NO
METALS	SW6020	Beryllium, Dissolved	DBE	LYMW05	4/2/2014 14:00		0.00008	mg/L	U		280-53846-1	0.004	ND	NO
METALS	SW6020	Manganese, Dissolved	DMN	LYMW05	4/2/2014 14:00	0.17		mg/L			280-53846-1	0.05	YES	DETECTED
METALS	SW6020	Barium, Dissolved	DBA	LYMW05	4/2/2014 14:00	0.023		mg/L			280-53846-1	2	NO	DETECTED
METALS	SW6020	Barium, Dissolved	DBA	LYMW05	1/24/2014 14:15	0.026		mg/L			280-51519-1	2	NO	DETECTED
METALS	SW6020	Manganese, Dissolved	DMN	LYMW05	1/24/2014 14:15	0.18		mg/L			280-51519-1	0.05	YES	DETECTED
METALS	SW6020	Zinc, Dissolved	DZN	LYMW05	4/2/2014 14:00		0.002	mg/L	U		280-53846-1	5	ND	NO
METALS	SW6020	Zinc, Dissolved	DZN	LYMW05	1/24/2014 14:15	0.01		mg/L	J B	U	280-51519-1	5	NO	DETECTED
METALS	SW6020	Thallium, Dissolved	DTL	LYMW05	4/2/2014 14:00		0.00005	mg/L	U		280-53846-1	0.002	ND	NO
METALS	SW6020	Thallium, Dissolved	DTL	LYMW05	1/24/2014 14:15		0.00005	mg/L	U		280-51519-1	0.002	ND	NO
METALS	SW6020	Vanadium, Dissolved	DVA	LYMW05	4/2/2014 14:00		0.0005	mg/L	U		280-53846-1	0.255	ND	NO
METALS	SW6020	Vanadium, Dissolved	DVA	LYMW05	1/24/2014 14:15		0.0005	mg/L	U		280-51519-1	0.255	ND	NO
METALS	SW6020	Selenium, Dissolved	DSE	LYMW05	4/2/2014 14:00		0.0007	mg/L	U		280-53846-1	0.05	ND	NO
METALS	SW6020	Selenium, Dissolved	DSE	LYMW05	1/24/2014 14:15		0.0007	mg/L	U		280-51519-1	0.05	ND	NO
METALS	SW6020	Antimony, Dissolved	DSB	LYMW05	4/2/2014 14:00		0.0004	mg/L	U		280-53846-1	0.006	ND	NO
METALS	SW6020	Antimony, Dissolved	DSB	LYMW05	1/24/2014 14:15		0.0004	mg/L	U		280-51519-1	0.006	ND	NO
METALS	SW6020	Lead, Dissolved	DPB	LYMW05	1/24/2014 14:15		0.00018	mg/L	U		280-51519-1	0.015	ND	NO
METALS	SW6020	Nickel, Dissolved	DNI	LYMW05	1/24/2014 14:15	0.002		mg/L			280-51519-1	0.729	NO	DETECTED
METALS	SW6020	Nickel, Dissolved	DNI	LYMW05	4/2/2014 14:00	0.0017		mg/L	J	J	280-53846-1	0.729	NO	DETECTED
METALS	SW6020	Lead, Dissolved	DPB	LYMW05	4/2/2014 14:00		0.00018	mg/L	U		280-53846-1	0.015	ND	NO
GENERAL	SW 9056A_28D	Chloride	CHLORIDE	LYMW05	4/2/2014 14:00	280		mg/L			280-53846-1	250	YES	DETECTED
GENERAL	SW 9056A_28D	Sulfate	SULFATE	LYMW05	4/2/2014 14:00	1400		mg/L			280-53846-1	250	YES	DETECTED
GENERAL	SW 9056_28D	Chloride	CHLORIDE	LYMW05	1/24/2014 14:15	310		mg/L			280-51519-1	250	YES	DETECTED
GENERAL	SW 9056_28D	Sulfate	SULFATE	LYMW05	1/24/2014 14:15	1300		mg/L			280-51519-1	250	YES	DETECTED
GENERAL	SW 9045C Mod	pH, Laboratory	PH_LAB	LYMW05	4/2/2014 14:00	7.02		Std Units	HF	J	280-53846-1		NA	NA
SVOC	SW 8270C-SIM	Fluoranthene	00206-44-0	LYMW05	4/2/2014 14:00		0.0000043	mg/L	U		280-53846-1	1.46	ND	NO

TABLE 3-9. GROUNDWATER POINT-BY-POINT CONSTITUENT OF CONCERN (COC) SCREEN
WYOMING DEPARTMENT OF ENVIRONMENTAL QUALITY, LARAMIE FORMER YTTRIUM PLANT, LARAMIE, WYOMING

CATEGORY	METHOD	ANALYTE	TRI-CAS	SAMPLE ID	DATE/TIME SAMPLED	DETECTED RESULT	NON-DETECTED RESULT (METHOD DETECTION LIMIT (MDL))	UNITS	LAB QUALIFIER	DATA VALIDATION QUALIFIER	LABORATORY DATA SET NUMBER	WATER CLEAN-UP LEVEL - FACT SHEET #13 (mg/L)	IS DETECT VALUE > SCREENING LEVEL	IS MDL > SCREENING LEVEL
GENERAL	SW 9045C Mod	pH, Laboratory	PH_LAB	LYMW05	1/24/2014 14:15	7.15		Std Units	HF	J	280-51519-1		NA	NA
SVOC	SW 8270C	Pyridine	00110-86-1	LYMW05	1/24/2014 14:15		0.0017	mg/L	U		280-51519-1	0.0365	ND	NO
SVOC	SW 8270C	Bis(2-chloroethyl)ether	00111-44-4	LYMW05	1/24/2014 14:15		0.0004	mg/L	U		280-51519-1	0.0000773	ND	YES
SVOC	SW 8270C	Bis(2-chloroethyl)ether	00111-44-4	LYMW05	4/2/2014 14:00		0.00039	mg/L	U		280-53846-1	0.0000773	ND	YES
SVOC	SW 8270C	Bis(2-ethylhexyl)phthalate	00117-81-7	LYMW05	4/2/2014 14:00		0.00053	mg/L	U		280-53846-1	0.006	ND	NO
SVOC	SW 8270C	Phenol	00108-95-2	LYMW05	4/2/2014 14:00		0.0019	mg/L	U		280-53846-1	10.9	ND	NO
SVOC	SW 8270C	Phenol	00108-95-2	LYMW05	1/24/2014 14:15		0.002	mg/L	U		280-51519-1	10.9	ND	NO
SVOC	SW 8270C	2,4-Dimethylphenol	00105-67-9	LYMW05	4/2/2014 14:00		0.00055	mg/L	U		280-53846-1	0.729	ND	NO
SVOC	SW 8270C	2,4-Dimethylphenol	00105-67-9	LYMW05	1/24/2014 14:15		0.00057	mg/L	U		280-51519-1	0.729	ND	NO
SVOC	SW 8270C	4-Methylphenol	00106-44-5	LYMW05	1/24/2014 14:15		0.00025	mg/L	U		280-51519-1	0.182	ND	NO
SVOC	SW 8270C	4-Methylphenol	00106-44-5	LYMW05	4/2/2014 14:00		0.00024	mg/L	U		280-53846-1	0.182	ND	NO
SVOC	SW 8270C	1,4-Dichlorobenzene	00106-46-7	LYMW05	4/2/2014 14:00		0.0003	mg/L	U		280-53846-1	0.075	ND	NO
SVOC	SW 8270C	1,4-Dichlorobenzene	00106-46-7	LYMW05	1/24/2014 14:15		0.00032	mg/L	U		280-51519-1	0.075	ND	NO
SVOC	SW 8270C	4-Chloroaniline	00106-47-8	LYMW05	1/24/2014 14:15		0.0021	mg/L	U		280-51519-1	0.146	ND	NO
SVOC	SW 8270C	4-Chloroaniline	00106-47-8	LYMW05	4/2/2014 14:00		0.002	mg/L	U		280-53846-1	0.146	ND	NO
SVOC	SW 8270C	3-Methylphenol	00108-39-4	LYMW05	4/2/2014 14:00		0.00024	mg/L	U		280-53846-1	1.82	ND	NO
SVOC	SW 8270C	3-Methylphenol	00108-39-4	LYMW05	1/24/2014 14:15		0.00025	mg/L	U		280-51519-1	1.82	ND	NO
SVOC	SW 8270C	2-Methylphenol	00095-48-7	LYMW05	1/24/2014 14:15		0.00097	mg/L	U		280-51519-1	1.82	ND	NO
SVOC	SW 8270C	2-Methylphenol	00095-48-7	LYMW05	4/2/2014 14:00		0.00093	mg/L	U		280-53846-1	1.82	ND	NO
SVOC	SW 8270C	1,2-Dichlorobenzene	00095-50-1	LYMW05	1/24/2014 14:15		0.00023	mg/L	U		280-51519-1	0.6	ND	NO
SVOC	SW 8270C	1,2-Dichlorobenzene	00095-50-1	LYMW05	4/2/2014 14:00		0.00022	mg/L	U		280-53846-1	0.6	ND	NO
SVOC	SW 8270C	Nitrobenzene	00098-95-3	LYMW05	4/2/2014 14:00		0.00077	mg/L	U		280-53846-1	0.0729	ND	NO
SVOC	SW 8270C	Nitrobenzene	00098-95-3	LYMW05	1/24/2014 14:15		0.0008	mg/L	U		280-51519-1	0.0729	ND	NO
SVOC	SW 8270C	Hexachlorobutadiene	00087-68-3	LYMW05	4/2/2014 14:00		0.0031	mg/L	U		280-53846-1	0.00109	ND	YES
SVOC	SW 8270C	Hexachlorobutadiene	00087-68-3	LYMW05	1/24/2014 14:15		0.0033	mg/L	U		280-51519-1	0.00109	ND	YES
SVOC	SW 8270C	3,3-Dichlorobenzidine	00091-94-1	LYMW05	4/2/2014 14:00		0.0019	mg/L	U	UJ	280-53846-1	0.000189	ND	YES
SVOC	SW 8270C	3,3-Dichlorobenzidine	00091-94-1	LYMW05	1/24/2014 14:15		0.002	mg/L	U		280-51519-1	0.000189	ND	YES
SVOC	SW 8270C	Diethylphthalate	00084-66-2	LYMW05	1/24/2014 14:15		0.00038	mg/L	U		280-51519-1	29.2	ND	NO
SVOC	SW 8270C	Diethylphthalate	00084-66-2	LYMW05	4/2/2014 14:00		0.00036	mg/L	U		280-53846-1	29.2	ND	NO
SVOC	SW 8270C	Di-n-butylphthalate	00084-74-2	LYMW05	4/2/2014 14:00		0.0011	mg/L	U		280-53846-1	3.65	ND	NO
SVOC	SW 8270C	Di-n-butylphthalate	00084-74-2	LYMW05	1/24/2014 14:15		0.0011	mg/L	U		280-51519-1	3.65	ND	NO
SVOC	SW 8270C	Butylbenzylphthalate	00085-68-7	LYMW05	4/2/2014 14:00		0.00095	mg/L	U		280-53846-1	7.29	ND	NO
SVOC	SW 8270C	Butylbenzylphthalate	00085-68-7	LYMW05	1/24/2014 14:15		0.00099	mg/L	U		280-51519-1	7.29	ND	NO
SVOC	SW 8270C	Carbazole	00086-74-8	LYMW05	1/24/2014 14:15		0.00042	mg/L	U		280-51519-1		NA	NA
SVOC	SW 8270C	Carbazole	00086-74-8	LYMW05	4/2/2014 14:00		0.00041	mg/L	U		280-53846-1		NA	NA
SVOC	SW 8270C	N-Nitrosodiphenylamine	00086-30-6	LYMW05	1/24/2014 14:15		0.00043	mg/L	U		280-51519-1	0.0174	ND	NO
SVOC	SW 8270C	Hexachlorocyclopentadiene	00077-47-4	LYMW05	1/24/2014 14:15		0.0099	mg/L	U		280-51519-1	0.05	ND	NO
SVOC	SW 8270C	Hexachlorocyclopentadiene	00077-47-4	LYMW05	4/2/2014 14:00		0.0095	mg/L	U		280-53846-1	0.05	ND	NO
SVOC	SW 8270C	N-Nitrosodiphenylamine	00086-30-6	LYMW05	4/2/2014 14:00		0.00042	mg/L	U		280-53846-1	0.0174	ND	NO
SVOC	SW 8270C	Isophorone	00078-59-1	LYMW05	1/24/2014 14:15		0.00021	mg/L	U		280-51519-1	0.0895	ND	NO
SVOC	SW 8270C	Hexachloroethane	00067-72-1	LYMW05	4/2/2014 14:00		0.002	mg/L	U		280-53846-1	0.00608	ND	NO
SVOC	SW 8270C	Isophorone	00078-59-1	LYMW05	4/2/2014 14:00		0.0002	mg/L	U		280-53846-1	0.0895	ND	NO
SVOC	SW 8270C	Hexachloroethane	00067-72-1	LYMW05	1/24/2014 14:15		0.0021	mg/L	U		280-51519-1	0.00608	ND	NO
SVOC	SW 8270C-SIM	Benzo(a)pyrene	00050-32-8	LYMW05	1/24/2014 14:15		0.0000051	mg/L	U	UJ	280-51519-1	0.0002	ND	NO
SVOC	SW 8270C-SIM	Benzo(a)pyrene	00050-32-8	LYMW05	4/2/2014 14:00		0.0000049	mg/L	U		280-53846-1	0.0002	ND	NO

TABLE 3-9. GROUNDWATER POINT-BY-POINT CONSTITUENT OF CONCERN (COC) SCREEN
WYOMING DEPARTMENT OF ENVIRONMENTAL QUALITY, LARAMIE FORMER YTTRIUM PLANT, LARAMIE, WYOMING

CATEGORY	METHOD	ANALYTE	TRI-CAS	SAMPLE ID	DATE/TIME SAMPLED	DETECTED RESULT	NON-DETECTED RESULT (METHOD DETECTION LIMIT (MDL))	UNITS	LAB QUALIFIER	DATA VALIDATION QUALIFIER	LABORATORY DATA SET NUMBER	WATER CLEAN-UP LEVEL - FACT SHEET #13 (mg/L)	IS DETECT VALUE > SCREENING LEVEL	IS MDL > SCREENING LEVEL
SVOC	SW 8270C-SIM	Dibenzo(a,h)anthracene	00053-70-3	LYMW05	4/2/2014 14:00		0.0000046	mg/L	U		280-53846-1	0.0000117	ND	NO
SVOC	SW 8270C-SIM	Benzo(a)anthracene	00056-55-3	LYMW05	4/2/2014 14:00		0.0000031	mg/L	U		280-53846-1	0.000117	ND	NO
SVOC	SW 8270C-SIM	Fluorene	00086-73-7	LYMW05	4/2/2014 14:00		0.000018	mg/L	U		280-53846-1	1.46	ND	NO
SVOC	SW 8270C-SIM	Fluorene	00086-73-7	LYMW05	1/24/2014 14:15		0.000019	mg/L	U		280-51519-1	1.46	ND	NO
SVOC	SW 8270C-SIM	Dibenzo(a,h)anthracene	00053-70-3	LYMW05	1/24/2014 14:15		0.0000048	mg/L	U		280-51519-1	0.0000117	ND	NO
SVOC	SW 8270C-SIM	Benzo(a)anthracene	00056-55-3	LYMW05	1/24/2014 14:15		0.0000032	mg/L	U		280-51519-1	0.000117	ND	NO
SVOC	SW 8270C-SIM	Phenanthrene	00085-01-8	LYMW05	4/2/2014 14:00		0.0000093	mg/L	U		280-53846-1		NA	NA
SVOC	SW 8270C-SIM	Acenaphthene	00083-32-9	LYMW05	4/2/2014 14:00		0.00001	mg/L	U		280-53846-1	2.19	ND	NO
SVOC	SW 8270C-SIM	Acenaphthene	00083-32-9	LYMW05	1/24/2014 14:15		0.000011	mg/L	U		280-51519-1	2.19	ND	NO
SVOC	SW 8270C-SIM	Phenanthrene	00085-01-8	LYMW05	1/24/2014 14:15		0.0000097	mg/L	U		280-51519-1		NA	NA
SVOC	SW 8270C-SIM	Naphthalene	00091-20-3	LYMW05	1/24/2014 14:15		0.0000053	mg/L	U		280-51519-1	0.729	ND	NO
SVOC	SW 8270C-SIM	Naphthalene	00091-20-3	LYMW05	4/2/2014 14:00		0.0000051	mg/L	U		280-53846-1	0.729	ND	NO
SVOC	SW 8270C-SIM	2-Methylnaphthalene	00091-57-6	LYMW05	1/24/2014 14:15		0.0000051	mg/L	U		280-51519-1	0.146	ND	NO
SVOC	SW 8270C-SIM	1-Methylnaphthalene	00090-12-0	LYMW05	1/24/2014 14:15		0.0000056	mg/L	U		280-51519-1	0.00097	ND	NO
SVOC	SW 8270C-SIM	1-Methylnaphthalene	00090-12-0	LYMW05	4/2/2014 14:00		0.0000054	mg/L	U		280-53846-1	0.00097	ND	NO
SVOC	SW 8270C-SIM	2-Methylnaphthalene	00091-57-6	LYMW05	4/2/2014 14:00		0.0000049	mg/L	U		280-53846-1	0.146	ND	NO
SVOC	SW 8270C-SIM	Dibenzofuran	00132-64-9	LYMW05	4/2/2014 14:00		0.000014	mg/L	U		280-53846-1	0.00058	ND	NO
SVOC	SW 8270C-SIM	Anthracene	00120-12-7	LYMW05	4/2/2014 14:00		0.000014	mg/L	U		280-53846-1	10.9	ND	NO
SVOC	SW 8270C-SIM	Anthracene	00120-12-7	LYMW05	1/24/2014 14:15		0.000014	mg/L	U		280-51519-1	10.9	ND	NO
SVOC	SW 8270C-SIM	Pyrene	00129-00-0	LYMW05	4/2/2014 14:00		0.0000077	mg/L	U		280-53846-1	1.09	ND	NO
SVOC	SW 8270C-SIM	Pyrene	00129-00-0	LYMW05	1/24/2014 14:15		0.000008	mg/L	U		280-51519-1	1.09	ND	NO
SVOC	SW 8270C-SIM	Dibenzofuran	00132-64-9	LYMW05	1/24/2014 14:15		0.000015	mg/L	U		280-51519-1	0.00058	ND	NO
SVOC	SW 8270C-SIM	Chrysene	00218-01-9	LYMW05	4/2/2014 14:00		0.000003	mg/L	U		280-53846-1	0.0117	ND	NO
SVOC	SW 8270C-SIM	Chrysene	00218-01-9	LYMW05	1/24/2014 14:15		0.0000032	mg/L	U		280-51519-1	0.0117	ND	NO
SVOC	SW 8270C-SIM	Benzo(k)fluoranthene	00207-08-9	LYMW05	4/2/2014 14:00		0.0000048	mg/L	U		280-53846-1	0.00117	ND	NO
SVOC	SW 8270C-SIM	Benzo(k)fluoranthene	00207-08-9	LYMW05	1/24/2014 14:15		0.000005	mg/L	U		280-51519-1	0.00117	ND	NO
SVOC	SW 8270C-SIM	Acenaphthylene	00208-96-8	LYMW05	1/24/2014 14:15		0.0000099	mg/L	U	UJ	280-51519-1		NA	NA
SVOC	SW 8270C-SIM	Acenaphthylene	00208-96-8	LYMW05	4/2/2014 14:00		0.0000095	mg/L	U		280-53846-1		NA	NA

TABLE 3-9. GROUNDWATER POINT-BY-POINT CONSTITUENT OF CONCERN (COC) SCREEN
WYOMING DEPARTMENT OF ENVIRONMENTAL QUALITY, LARAMIE FORMER YTTRIUM PLANT, LARAMIE, WYOMING

CATEGORY	METHOD	ANALYTE	TRI-CAS	SAMPLE ID	DATE/TIME SAMPLED	DETECTED RESULT	NON-DETECTED RESULT (METHOD DETECTION LIMIT (MDL))	UNITS	LAB QUALIFIER	DATA VALIDATION QUALIFIER	LABORATORY DATA SET NUMBER	WATER CLEAN-UP LEVEL - FACT SHEET #13 (mg/L)	IS DETECT VALUE > SCREENING LEVEL	IS MDL > SCREENING LEVEL
SVOC	SW 8270C-SIM	Benzo(g,h,i)perylene	00191-24-2	LYMW05	1/24/2014 14:15		0.0000035	mg/L	U		280-51519-1		NA	NA
SVOC	SW 8270C-SIM	Indeno(1,2,3-cd)pyrene	00193-39-5	LYMW05	1/24/2014 14:15		0.000015	mg/L	U		280-51519-1	0.000117	ND	NO
SVOC	SW 8270C-SIM	Benzo(g,h,i)perylene	00191-24-2	LYMW05	4/2/2014 14:00		0.0000034	mg/L	U		280-53846-1		NA	NA
SVOC	SW 8270C-SIM	Benzo(b)fluoranthene	00205-99-2	LYMW05	4/2/2014 14:00		0.0000033	mg/L	U		280-53846-1	0.000117	ND	NO
SVOC	SW 8270C-SIM	Indeno(1,2,3-cd)pyrene	00193-39-5	LYMW05	4/2/2014 14:00		0.000014	mg/L	U		280-53846-1	0.000117	ND	NO
SVOC	SW 8270C-SIM	Benzo(b)fluoranthene	00205-99-2	LYMW05	1/24/2014 14:15		0.0000034	mg/L	U		280-51519-1	0.000117	ND	NO
SVOC	SW 8270C-SIM	Fluoranthene	00206-44-0	LYMW05	1/24/2014 14:15		0.0000045	mg/L	U		280-51519-1	1.46	ND	NO
SVOC	SW 8270C-SIM	Benzo(b)fluoranthene	00205-99-2	LYMW06	1/27/2014 17:00		0.0000035	mg/L	U		280-51608-1	0.000117	ND	NO
SVOC	SW 8270C-SIM	Fluoranthene	00206-44-0	LYMW06	1/27/2014 17:00		0.0000046	mg/L	U		280-51608-1	1.46	ND	NO
SVOC	SW 8270C-SIM	Indeno(1,2,3-cd)pyrene	00193-39-5	LYMW06	4/3/2014 10:00		0.000015	mg/L	U		280-53846-1	0.000117	ND	NO
SVOC	SW 8270C-SIM	Benzo(b)fluoranthene	00205-99-2	LYMW06	4/3/2014 10:00		0.0000035	mg/L	U		280-53846-1	0.000117	ND	NO
SVOC	SW 8270C-SIM	Indeno(1,2,3-cd)pyrene	00193-39-5	LYMW06	1/27/2014 17:00		0.000015	mg/L	U		280-51608-1	0.000117	ND	NO
SVOC	SW 8270C-SIM	Benzo(g,h,i)perylene	00191-24-2	LYMW06	1/27/2014 17:00		0.0000036	mg/L	U		280-51608-1		NA	NA
SVOC	SW 8270C-SIM	Acenaphthylene	00208-96-8	LYMW06	4/3/2014 10:00		0.00001	mg/L	U		280-53846-1		NA	NA
SVOC	SW 8270C-SIM	Benzo(g,h,i)perylene	00191-24-2	LYMW06	4/3/2014 10:00		0.0000036	mg/L	U		280-53846-1		NA	NA
SVOC	SW 8270C-SIM	Acenaphthylene	00208-96-8	LYMW06	1/27/2014 17:00		0.00001	mg/L	U	UJ	280-51608-1		NA	NA
SVOC	SW 8270C-SIM	Benzo(k)fluoranthene	00207-08-9	LYMW06	1/27/2014 17:00		0.0000051	mg/L	U		280-51608-1	0.00117	ND	NO
SVOC	SW 8270C-SIM	Benzo(k)fluoranthene	00207-08-9	LYMW06	4/3/2014 10:00		0.0000051	mg/L	U		280-53846-1	0.00117	ND	NO
SVOC	SW 8270C-SIM	Chrysene	00218-01-9	LYMW06	4/3/2014 10:00		0.0000032	mg/L	U		280-53846-1	0.0117	ND	NO
SVOC	SW 8270C-SIM	Chrysene	00218-01-9	LYMW06	1/27/2014 17:00		0.0000032	mg/L	U		280-51608-1	0.0117	ND	NO
SVOC	SW 8270C-SIM	Anthracene	00120-12-7	LYMW06	1/27/2014 17:00		0.000014	mg/L	U		280-51608-1	10.9	ND	NO
SVOC	SW 8270C-SIM	Pyrene	00129-00-0	LYMW06	1/27/2014 17:00		0.0000081	mg/L	U		280-51608-1	1.09	ND	NO
SVOC	SW 8270C-SIM	Pyrene	00129-00-0	LYMW06	4/3/2014 10:00		0.0000081	mg/L	U		280-53846-1	1.09	ND	NO
SVOC	SW 8270C-SIM	1-Methylnaphthalene	00090-12-0	LYMW06	4/3/2014 10:00		0.0000057	mg/L	U		280-53846-1	0.00097	ND	NO
SVOC	SW 8270C-SIM	Dibenzofuran	00132-64-9	LYMW06	4/3/2014 10:00		0.000015	mg/L	U		280-53846-1	0.00058	ND	NO
SVOC	SW 8270C-SIM	Anthracene	00120-12-7	LYMW06	4/3/2014 10:00	0.000023		mg/L	J	J	280-53846-1	10.9	NO	DETECTED
SVOC	SW 8270C-SIM	Dibenzofuran	00132-64-9	LYMW06	1/27/2014 17:00		0.000015	mg/L	U		280-51608-1	0.00058	ND	NO
SVOC	SW 8270C-SIM	2-Methylnaphthalene	00091-57-6	LYMW06	4/3/2014 10:00		0.0000052	mg/L	U		280-53846-1	0.146	ND	NO

TABLE 3-9. GROUNDWATER POINT-BY-POINT CONSTITUENT OF CONCERN (COC) SCREEN
WYOMING DEPARTMENT OF ENVIRONMENTAL QUALITY, LARAMIE FORMER YTTRIUM PLANT, LARAMIE, WYOMING

CATEGORY	METHOD	ANALYTE	TRI-CAS	SAMPLE ID	DATE/TIME SAMPLED	DETECTED RESULT	NON-DETECTED RESULT (METHOD DETECTION LIMIT (MDL))	UNITS	LAB QUALIFIER	DATA VALIDATION QUALIFIER	LABORATORY DATA SET NUMBER	WATER CLEAN-UP LEVEL - FACT SHEET #13 (mg/L)	IS DETECT VALUE > SCREENING LEVEL	IS MDL > SCREENING LEVEL
SVOC	SW 8270C-SIM	1-Methylnaphthalene	00090-12-0	LYMW06	1/27/2014 17:00		0.0000057	mg/L	U		280-51608-1	0.00097	ND	NO
SVOC	SW 8270C-SIM	2-Methylnaphthalene	00091-57-6	LYMW06	1/27/2014 17:00		0.0000052	mg/L	U		280-51608-1	0.146	ND	NO
SVOC	SW 8270C-SIM	Naphthalene	00091-20-3	LYMW06	4/3/2014 10:00		0.0000053	mg/L	U		280-53846-1	0.729	ND	NO
SVOC	SW 8270C-SIM	Naphthalene	00091-20-3	LYMW06	1/27/2014 17:00	0.000086		mg/L	J	J	280-51608-1	0.729	NO	DETECTED
SVOC	SW 8270C-SIM	Acenaphthene	00083-32-9	LYMW06	1/27/2014 17:00	0.00021		mg/L			280-51608-1	2.19	NO	DETECTED
SVOC	SW 8270C-SIM	Phenanthrene	00085-01-8	LYMW06	1/27/2014 17:00		0.0000098	mg/L	U		280-51608-1		NA	NA
SVOC	SW 8270C-SIM	Acenaphthene	00083-32-9	LYMW06	4/3/2014 10:00		0.000011	mg/L	U		280-53846-1	2.19	ND	NO
SVOC	SW 8270C-SIM	Phenanthrene	00085-01-8	LYMW06	4/3/2014 10:00		0.0000098	mg/L	U		280-53846-1		NA	NA
SVOC	SW 8270C-SIM	Dibenzo(a,h)anthracene	00053-70-3	LYMW06	1/27/2014 17:00		0.0000049	mg/L	U		280-51608-1	0.0000117	ND	NO
SVOC	SW 8270C-SIM	Benzo(a)anthracene	00056-55-3	LYMW06	4/3/2014 10:00		0.0000032	mg/L	U		280-53846-1	0.000117	ND	NO
SVOC	SW 8270C-SIM	Benzo(a)anthracene	00056-55-3	LYMW06	1/27/2014 17:00		0.0000032	mg/L	U		280-51608-1	0.000117	ND	NO
SVOC	SW 8270C-SIM	Fluorene	00086-73-7	LYMW06	4/3/2014 10:00		0.000019	mg/L	U		280-53846-1	1.46	ND	NO
SVOC	SW 8270C-SIM	Fluorene	00086-73-7	LYMW06	1/27/2014 17:00		0.000019	mg/L	U		280-51608-1	1.46	ND	NO
SVOC	SW 8270C-SIM	Dibenzo(a,h)anthracene	00053-70-3	LYMW06	4/3/2014 10:00		0.0000048	mg/L	U		280-53846-1	0.0000117	ND	NO
SVOC	SW 8270C-SIM	Benzo(a)pyrene	00050-32-8	LYMW06	4/3/2014 10:00		0.0000052	mg/L	U		280-53846-1	0.0002	ND	NO
SVOC	SW 8270C-SIM	Benzo(a)pyrene	00050-32-8	LYMW06	1/27/2014 17:00		0.0000052	mg/L	U	UJ	280-51608-1	0.0002	ND	NO
SVOC	SW 8270C	Hexachloroethane	00067-72-1	LYMW06	1/27/2014 17:00		0.0021	mg/L	U		280-51608-1	0.00608	ND	NO
SVOC	SW 8270C	Hexachloroethane	00067-72-1	LYMW06	4/3/2014 10:00		0.002	mg/L	U		280-53846-1	0.00608	ND	NO
SVOC	SW 8270C	Isophorone	00078-59-1	LYMW06	1/27/2014 17:00		0.00021	mg/L	U		280-51608-1	0.0895	ND	NO
SVOC	SW 8270C	Hexachlorocyclopentadiene	00077-47-4	LYMW06	1/27/2014 17:00		0.01	mg/L	U		280-51608-1	0.05	ND	NO
SVOC	SW 8270C	Hexachlorocyclopentadiene	00077-47-4	LYMW06	4/3/2014 10:00		0.0095	mg/L	U		280-53846-1	0.05	ND	NO
SVOC	SW 8270C	Isophorone	00078-59-1	LYMW06	4/3/2014 10:00		0.0002	mg/L	U		280-53846-1	0.0895	ND	NO
SVOC	SW 8270C	N-Nitrosodiphenylamine	00086-30-6	LYMW06	1/27/2014 17:00		0.00045	mg/L	U		280-51608-1	0.0174	ND	NO
SVOC	SW 8270C	N-Nitrosodiphenylamine	00086-30-6	LYMW06	4/3/2014 10:00		0.00042	mg/L	U		280-53846-1	0.0174	ND	NO
SVOC	SW 8270C	Butylbenzylphthalate	00085-68-7	LYMW06	4/3/2014 10:00		0.00095	mg/L	U		280-53846-1	7.29	ND	NO
SVOC	SW 8270C	Butylbenzylphthalate	00085-68-7	LYMW06	1/27/2014 17:00		0.001	mg/L	U		280-51608-1	7.29	ND	NO
SVOC	SW 8270C	Di-n-butylphthalate	00084-74-2	LYMW06	1/27/2014 17:00		0.0012	mg/L	U		280-51608-1	3.65	ND	NO
SVOC	SW 8270C	Carbazole	00086-74-8	LYMW06	1/27/2014 17:00		0.00044	mg/L	U		280-51608-1		NA	NA
SVOC	SW 8270C	Di-n-butylphthalate	00084-74-2	LYMW06	4/3/2014 10:00		0.0011	mg/L	U		280-53846-1	3.65	ND	NO
SVOC	SW 8270C	Carbazole	00086-74-8	LYMW06	4/3/2014 10:00		0.00041	mg/L	U		280-53846-1		NA	NA
SVOC	SW 8270C	Diethylphthalate	00084-66-2	LYMW06	1/27/2014 17:00		0.00039	mg/L	U		280-51608-1	29.2	ND	NO
SVOC	SW 8270C	3,3-Dichlorobenzidine	00091-94-1	LYMW06	4/3/2014 10:00		0.0019	mg/L	U	UJ	280-53846-1	0.000189	ND	YES
SVOC	SW 8270C	Diethylphthalate	00084-66-2	LYMW06	4/3/2014 10:00		0.00036	mg/L	U		280-53846-1	29.2	ND	NO
SVOC	SW 8270C	3,3-Dichlorobenzidine	00091-94-1	LYMW06	1/27/2014 17:00		0.002	mg/L	U	UJ	280-51608-1	0.000189	ND	YES
SVOC	SW 8270C	Hexachlorobutadiene	00087-68-3	LYMW06	4/3/2014 10:00		0.0031	mg/L	U		280-53846-1	0.00109	ND	YES

TABLE 3-9. GROUNDWATER POINT-BY-POINT CONSTITUENT OF CONCERN (COC) SCREEN
WYOMING DEPARTMENT OF ENVIRONMENTAL QUALITY, LARAMIE FORMER YTTRIUM PLANT, LARAMIE, WYOMING

CATEGORY	METHOD	ANALYTE	TRI-CAS	SAMPLE ID	DATE/TIME SAMPLED	DETECTED RESULT	NON-DETECTED RESULT (METHOD DETECTION LIMIT (MDL))	UNITS	LAB QUALIFIER	DATA VALIDATION QUALIFIER	LABORATORY DATA SET NUMBER	WATER CLEAN-UP LEVEL - FACT SHEET #13 (mg/L)	IS DETECT VALUE > SCREENING LEVEL	IS MDL > SCREENING LEVEL
SVOC	SW 8270C	Hexachlorobutadiene	00087-68-3	LYMW06	1/27/2014 17:00		0.0034	mg/L	U		280-51608-1	0.00109	ND	YES
SVOC	SW 8270C	Nitrobenzene	00098-95-3	LYMW06	1/27/2014 17:00		0.00083	mg/L	U		280-51608-1	0.0729	ND	NO
SVOC	SW 8270C	Nitrobenzene	00098-95-3	LYMW06	4/3/2014 10:00		0.00077	mg/L	U		280-53846-1	0.0729	ND	NO
SVOC	SW 8270C	1,2-Dichlorobenzene	00095-50-1	LYMW06	4/3/2014 10:00		0.00022	mg/L	U		280-53846-1	0.6	ND	NO
SVOC	SW 8270C	1,2-Dichlorobenzene	00095-50-1	LYMW06	1/27/2014 17:00		0.00023	mg/L	U		280-51608-1	0.6	ND	NO
SVOC	SW 8270C	3-Methylphenol	00108-39-4	LYMW06	4/3/2014 10:00		0.00024	mg/L	U		280-53846-1	1.82	ND	NO
SVOC	SW 8270C	3-Methylphenol	00108-39-4	LYMW06	1/27/2014 17:00		0.00025	mg/L	U		280-51608-1	1.82	ND	NO
SVOC	SW 8270C	2-Methylphenol	00095-48-7	LYMW06	4/3/2014 10:00		0.00093	mg/L	U		280-53846-1	1.82	ND	NO
SVOC	SW 8270C	2-Methylphenol	00095-48-7	LYMW06	1/27/2014 17:00		0.001	mg/L	U		280-51608-1	1.82	ND	NO
SVOC	SW 8270C	1,4-Dichlorobenzene	00106-46-7	LYMW06	1/27/2014 17:00		0.00033	mg/L	U		280-51608-1	0.075	ND	NO
SVOC	SW 8270C	4-Chloroaniline	00106-47-8	LYMW06	1/27/2014 17:00		0.0022	mg/L	U		280-51608-1	0.146	ND	NO
SVOC	SW 8270C	1,4-Dichlorobenzene	00106-46-7	LYMW06	4/3/2014 10:00		0.0003	mg/L	U		280-53846-1	0.075	ND	NO
SVOC	SW 8270C	4-Chloroaniline	00106-47-8	LYMW06	4/3/2014 10:00		0.002	mg/L	U		280-53846-1	0.146	ND	NO
SVOC	SW 8270C	4-Methylphenol	00106-44-5	LYMW06	1/27/2014 17:00		0.00025	mg/L	U		280-51608-1	0.182	ND	NO
SVOC	SW 8270C	2,4-Dimethylphenol	00105-67-9	LYMW06	4/3/2014 10:00		0.00055	mg/L	U		280-53846-1	0.729	ND	NO
SVOC	SW 8270C	4-Methylphenol	00106-44-5	LYMW06	4/3/2014 10:00		0.00024	mg/L	U		280-53846-1	0.182	ND	NO
SVOC	SW 8270C	2,4-Dimethylphenol	00105-67-9	LYMW06	1/27/2014 17:00		0.00059	mg/L	U		280-51608-1	0.729	ND	NO
SVOC	SW 8270C	Phenol	00108-95-2	LYMW06	1/27/2014 17:00		0.002	mg/L	U		280-51608-1	10.9	ND	NO
SVOC	SW 8270C	Phenol	00108-95-2	LYMW06	4/3/2014 10:00		0.0019	mg/L	U		280-53846-1	10.9	ND	NO
SVOC	SW 8270C	Bis(2-chloroethyl)ether	00111-44-4	LYMW06	4/3/2014 10:00		0.00039	mg/L	U		280-53846-1	0.0000773	ND	YES
SVOC	SW 8270C	Bis(2-chloroethyl)ether	00111-44-4	LYMW06	1/27/2014 17:00		0.00042	mg/L	U		280-51608-1	0.0000773	ND	YES
SVOC	SW 8270C	Pyridine	00110-86-1	LYMW06	1/27/2014 17:00		0.0017	mg/L	U		280-51608-1	0.0365	ND	NO
SVOC	SW 8270C	Pyridine	00110-86-1	LYMW06	4/3/2014 10:00		0.0016	mg/L	U		280-53846-1	0.0365	ND	NO
SVOC	SW 8270C-SIM	Fluoranthene	00206-44-0	LYMW06	4/3/2014 10:00		0.0000045	mg/L	U		280-53846-1	1.46	ND	NO
GENERAL	SW 9045C Mod	pH, Laboratory	PH_LAB	LYMW06	4/3/2014 10:00	6.91		Std Units	HF	J	280-53846-1		NA	NA
GENERAL	SW 9045C Mod	pH, Laboratory	PH_LAB	LYMW06	1/27/2014 17:00	6.84		Std Units	HF	J	280-51608-1		NA	NA
GENERAL	SW 9056_28D	Sulfate	SULFATE	LYMW06	1/27/2014 17:00	1700		mg/L			280-51608-1	250	YES	DETECTED
GENERAL	SW 9056_28D	Chloride	CHLORIDE	LYMW06	1/27/2014 17:00	250		mg/L			280-51608-1	250	NO	DETECTED
GENERAL	SW 9056A_28D	Sulfate	SULFATE	LYMW06	4/3/2014 10:00	1600		mg/L			280-53846-1	250	YES	DETECTED
GENERAL	SW 9056A_28D	Chloride	CHLORIDE	LYMW06	4/3/2014 10:00	220		mg/L			280-53846-1	250	NO	DETECTED
METALS	SW6020	Nickel, Dissolved	DNI	LYMW06	1/27/2014 17:00	0.0019		mg/L	J	J	280-51608-1	0.729	NO	DETECTED
METALS	SW6020	Nickel, Dissolved	DNI	LYMW06	4/3/2014 10:00	0.0022		mg/L			280-53846-1	0.729	NO	DETECTED
METALS	SW6020	Lead, Dissolved	DPB	LYMW06	4/3/2014 10:00		0.00018	mg/L	U		280-53846-1	0.015	ND	NO
METALS	SW6020	Lead, Dissolved	DPB	LYMW06	1/27/2014 17:00		0.00018	mg/L	U		280-51608-1	0.015	ND	NO
METALS	SW6020	Antimony, Dissolved	DSB	LYMW06	4/3/2014 10:00	0.00065		mg/L	J	J	280-53846-1	0.006	NO	DETECTED
METALS	SW6020	Antimony, Dissolved	DSB	LYMW06	1/27/2014 17:00		0.0004	mg/L	U		280-51608-1	0.006	ND	NO
METALS	SW6020	Selenium, Dissolved	DSE	LYMW06	4/3/2014 10:00		0.0007	mg/L	U		280-53846-1	0.05	ND	NO
METALS	SW6020	Selenium, Dissolved	DSE	LYMW06	1/27/2014 17:00		0.0007	mg/L	U		280-51608-1	0.05	ND	NO
METALS	SW6020	Thallium, Dissolved	DTL	LYMW06	1/27/2014 17:00		0.00005	mg/L	U		280-51608-1	0.002	ND	NO
METALS	SW6020	Thallium, Dissolved	DTL	LYMW06	4/3/2014 10:00	0.001		mg/L	J B	U	280-53846-1	0.002	NO	DETECTED
METALS	SW6020	Vanadium, Dissolved	DVA	LYMW06	4/3/2014 10:00		0.0005	mg/L	U		280-53846-1	0.255	ND	NO
METALS	SW6020	Vanadium, Dissolved	DVA	LYMW06	1/27/2014 17:00		0.0005	mg/L	U		280-51608-1	0.255	ND	NO
METALS	SW6020	Zinc, Dissolved	DZN	LYMW06	4/3/2014 10:00		0.002	mg/L	U		280-53846-1	5	ND	NO
METALS	SW6020	Zinc, Dissolved	DZN	LYMW06	1/27/2014 17:00	0.01		mg/L	J B	U	280-51608-1	5	NO	DETECTED
METALS	SW6020	Manganese, Dissolved	DMN	LYMW06	4/3/2014 10:00	4.3		mg/L			280-53846-1	0.05	YES	DETECTED

TABLE 3-9. GROUNDWATER POINT-BY-POINT CONSTITUENT OF CONCERN (COC) SCREEN
WYOMING DEPARTMENT OF ENVIRONMENTAL QUALITY, LARAMIE FORMER YTTRIUM PLANT, LARAMIE, WYOMING

CATEGORY	METHOD	ANALYTE	TRI-CAS	SAMPLE ID	DATE/TIME SAMPLED	DETECTED RESULT	NON-DETECTED RESULT (METHOD DETECTION LIMIT (MDL))	UNITS	LAB QUALIFIER	DATA VALIDATION QUALIFIER	LABORATORY DATA SET NUMBER	WATER CLEAN-UP LEVEL - FACT SHEET #13 (mg/L)	IS DETECT VALUE > SCREENING LEVEL	IS MDL > SCREENING LEVEL
METALS	SW6020	Manganese, Dissolved	DMN	LYMW06	1/27/2014 17:00	4.9		mg/L			280-51608-1	0.05	YES	DETECTED
METALS	SW6020	Beryllium, Dissolved	DBE	LYMW06	1/27/2014 17:00		0.00008	mg/L	U		280-51608-1	0.004	ND	NO
METALS	SW6020	Barium, Dissolved	DBA	LYMW06	1/27/2014 17:00	0.044		mg/L			280-51608-1	2	NO	DETECTED
METALS	SW6020	Barium, Dissolved	DBA	LYMW06	4/3/2014 10:00	0.038		mg/L			280-53846-1	2	NO	DETECTED
METALS	SW6020	Beryllium, Dissolved	DBE	LYMW06	4/3/2014 10:00		0.00008	mg/L	U		280-53846-1	0.004	ND	NO
METALS	SW6020	Cadmium, Dissolved	DCD	LYMW06	1/27/2014 17:00		0.0001	mg/L	U		280-51608-1	0.005	ND	NO
METALS	SW6020	Cobalt, Dissolved	DCO	LYMW06	4/3/2014 10:00		0.000054	mg/L	U		280-53846-1	0.0109	ND	NO
METALS	SW6020	Cobalt, Dissolved	DCO	LYMW06	1/27/2014 17:00	0.000058		mg/L	J	J	280-51608-1	0.0109	NO	DETECTED
METALS	SW6020	Cadmium, Dissolved	DCD	LYMW06	4/3/2014 10:00		0.0001	mg/L	U		280-53846-1	0.005	ND	NO
METALS	SW6020	Chromium, Dissolved	DCR	LYMW06	4/3/2014 10:00		0.0005	mg/L	U		280-53846-1	0.1	ND	NO
METALS	SW6020	Copper, Dissolved	DCU	LYMW06	4/3/2014 10:00		0.00056	mg/L	U		280-53846-1	1.3	ND	NO
METALS	SW6020	Chromium, Dissolved	DCR	LYMW06	1/27/2014 17:00		0.0005	mg/L	U		280-51608-1	0.1	ND	NO
METALS	SW6020	Copper, Dissolved	DCU	LYMW06	1/27/2014 17:00		0.00056	mg/L	U		280-51608-1	1.3	ND	NO
METALS	SW6020	Antimony, Total	SB	LYMW06	4/3/2014 10:00	0.00076		mg/L	J	J	280-53846-1	0.006	NO	DETECTED
METALS	SW6020	Thallium, Total	TL	LYMW06	1/27/2014 17:00		0.00005	mg/L	U		280-51608-1	0.002	ND	NO
METALS	SW6020	Thallium, Total	TL	LYMW06	4/3/2014 10:00	0.001		mg/L	J	U	280-53846-1	0.002	NO	DETECTED
METALS	SW6020	Antimony, Total	SB	LYMW06	1/27/2014 17:00		0.0004	mg/L	U		280-51608-1	0.006	ND	NO
METALS	SW6020	Selenium, Total	SE	LYMW06	1/27/2014 17:00		0.0007	mg/L	U		280-51608-1	0.05	ND	NO
METALS	SW6020	Selenium, Total	SE	LYMW06	4/3/2014 10:00		0.0007	mg/L	U		280-53846-1	0.05	ND	NO
METALS	SW6020	Nickel, Total	NI	LYMW06	1/27/2014 17:00	0.0019		mg/L	J	J	280-51608-1	0.729	NO	DETECTED
METALS	SW6020	Nickel, Total	NI	LYMW06	4/3/2014 10:00	0.0023		mg/L			280-53846-1	0.729	NO	DETECTED
METALS	SW6020	Manganese, Total	MN	LYMW06	1/27/2014 17:00	5.1		mg/L			280-51608-1	0.05	YES	DETECTED
METALS	SW6020	Lead, Total	PB	LYMW06	4/3/2014 10:00		0.00018	mg/L	U		280-53846-1	0.015	ND	NO
METALS	SW6020	Manganese, Total	MN	LYMW06	4/3/2014 10:00	4.1		mg/L			280-53846-1	0.05	YES	DETECTED
METALS	SW6020	Lead, Total	PB	LYMW06	1/27/2014 17:00		0.00018	mg/L	U		280-51608-1	0.015	ND	NO
METALS	SW6020	Vanadium, Total	VA	LYMW06	4/3/2014 10:00	0.0011		mg/L	J	J	280-53846-1	0.255	NO	DETECTED
METALS	SW6020	Vanadium, Total	VA	LYMW06	1/27/2014 17:00	0.0011		mg/L	J	J	280-51608-1	0.255	NO	DETECTED
METALS	SW6020	Zinc, Total	ZN	LYMW06	1/27/2014 17:00	0.01		mg/L	J B	U	280-51608-1	5	NO	DETECTED
METALS	SW6020	Zinc, Total	ZN	LYMW06	4/3/2014 10:00		0.002	mg/L	U		280-53846-1	5	ND	NO
METALS	SW6020	Cobalt, Total	CO	LYMW06	4/3/2014 10:00	0.000055		mg/L	J	J	280-53846-1	0.0109	NO	DETECTED
METALS	SW6020	Cadmium, Total	CD	LYMW06	4/3/2014 10:00		0.0001	mg/L	U		280-53846-1	0.005	ND	NO
METALS	SW6020	Cobalt, Total	CO	LYMW06	1/27/2014 17:00	0.00006		mg/L	J	J	280-51608-1	0.0109	NO	DETECTED
METALS	SW6020	Cadmium, Total	CD	LYMW06	1/27/2014 17:00		0.0001	mg/L	U		280-51608-1	0.005	ND	NO
METALS	SW6020	Arsenic, Dissolved	DAS	LYMW06	4/3/2014 10:00		0.00033	mg/L	U		280-53846-1	0.01	ND	NO
METALS	SW6020	Silver, Dissolved	DAG	LYMW06	4/3/2014 10:00		0.000033	mg/L	U		280-53846-1	0.1	ND	NO
METALS	SW6020	Arsenic, Dissolved	DAS	LYMW06	1/27/2014 17:00		0.00033	mg/L	U		280-51608-1	0.01	ND	NO
METALS	SW6020	Chromium, Total	CR	LYMW06	4/3/2014 10:00		0.0005	mg/L	U		280-53846-1	0.1	ND	NO
METALS	SW6020	Silver, Dissolved	DAG	LYMW06	1/27/2014 17:00		0.000033	mg/L	U		280-51608-1	0.1	ND	NO
METALS	SW6020	Chromium, Total	CR	LYMW06	1/27/2014 17:00		0.0005	mg/L	U		280-51608-1	0.1	ND	NO
METALS	SW6020	Copper, Total	CU	LYMW06	1/27/2014 17:00		0.00056	mg/L	U		280-51608-1	1.3	ND	NO
METALS	SW6020	Copper, Total	CU	LYMW06	4/3/2014 10:00		0.00056	mg/L	U		280-53846-1	1.3	ND	NO
METALS	SW6020	Barium, Total	BA	LYMW06	4/3/2014 10:00	0.042		mg/L			280-53846-1	2	NO	DETECTED
METALS	SW6020	Barium, Total	BA	LYMW06	1/27/2014 17:00	0.051		mg/L			280-51608-1	2	NO	DETECTED
METALS	SW6020	Silver, Total	AG	LYMW06	4/3/2014 10:00		0.000033	mg/L	U		280-53846-1	0.1	ND	NO
METALS	SW6020	Beryllium, Total	BE	LYMW06	4/3/2014 10:00		0.00008	mg/L	U		280-53846-1	0.004	ND	NO
METALS	SW6020	Arsenic, Total	AS	LYMW06	4/3/2014 10:00		0.00033	mg/L	U		280-53846-1	0.01	ND	NO
METALS	SW6020	Beryllium, Total	BE	LYMW06	1/27/2014 17:00		0.00008	mg/L	U		280-51608-1	0.004	ND	NO
METALS	SW6020	Arsenic, Total	AS	LYMW06	1/27/2014 17:00		0.00033	mg/L	U		280-51608-1	0.01	ND	NO
METALS	SW6020	Silver, Total	AG	LYMW06	1/27/2014 17:00		0.000033	mg/L	U		280-51608-1	0.1	ND	NO

TABLE 3-9. GROUNDWATER POINT-BY-POINT CONSTITUENT OF CONCERN (COC) SCREEN
WYOMING DEPARTMENT OF ENVIRONMENTAL QUALITY, LARAMIE FORMER YTTRIUM PLANT, LARAMIE, WYOMING

CATEGORY	METHOD	ANALYTE	TRI-CAS	SAMPLE ID	DATE/TIME SAMPLED	DETECTED RESULT	NON-DETECTED RESULT (METHOD DETECTION LIMIT (MDL))	UNITS	LAB QUALIFIER	DATA VALIDATION QUALIFIER	LABORATORY DATA SET NUMBER	WATER CLEAN-UP LEVEL - FACT SHEET #13 (mg/L)	IS DETECT VALUE > SCREENING LEVEL	IS MDL > SCREENING LEVEL
SVOC	SW 8270C	1,2,4-Trichlorobenzene	00120-82-1	LYMW06	4/3/2014 10:00		0.00027	mg/L	U		280-53846-1	0.07	ND	NO
SVOC	SW 8270C	2,4-Dinitrotoluene	00121-14-2	LYMW06	4/3/2014 10:00		0.0016	mg/L	U		280-53846-1	0.0729	ND	NO
SVOC	SW 8270C	2,4-Dinitrotoluene	00121-14-2	LYMW06	1/27/2014 17:00		0.0017	mg/L	U		280-51608-1	0.0729	ND	NO
SVOC	SW 8270C	1,2,4-Trichlorobenzene	00120-82-1	LYMW06	1/27/2014 17:00		0.00029	mg/L	U		280-51608-1	0.07	ND	NO
SVOC	SW 8270C	Bis(2-ethylhexyl)phthalate	00117-81-7	LYMW06	1/27/2014 17:00		0.00057	mg/L	U		280-51608-1	0.006	ND	NO
SVOC	SW 8270C	N-Nitrosodi-n-propylamine	00621-64-7	LYMW06	1/27/2014 17:00		0.00036	mg/L	U		280-51608-1	0.0000122	ND	YES
SVOC	SW 8270C	Bis(2-ethylhexyl)phthalate	00117-81-7	LYMW06	4/3/2014 10:00	0.0023		mg/L	J	J	280-53846-1	0.006	NO	DETECTED
SVOC	SW 8270C	Di-n-octylphthalate	00117-84-0	LYMW06	1/27/2014 17:00		0.00036	mg/L	U		280-51608-1	0.016	ND	NO
SVOC	SW 8270C	Di-n-octylphthalate	00117-84-0	LYMW06	4/3/2014 10:00		0.00033	mg/L	U		280-53846-1	0.016	ND	NO
SVOC	SW 8270C	N-Nitrosodi-n-propylamine	00621-64-7	LYMW06	4/3/2014 10:00		0.00033	mg/L	U		280-53846-1	0.0000122	ND	YES
SVOC	SW 8270C	2,6-Dinitrotoluene	00606-20-2	LYMW06	4/3/2014 10:00		0.0018	mg/L	U		280-53846-1	0.0365	ND	NO
SVOC	SW 8270C	2,6-Dinitrotoluene	00606-20-2	LYMW06	1/27/2014 17:00		0.0019	mg/L	U		280-51608-1	0.0365	ND	NO
GENERAL	SW 8015C_GRO	TPH GRO	TVH1	LYMW06	4/3/2014 10:00	0.046		mg/L			280-53846-1	7.3	NO	DETECTED
GENERAL	SW 8015C-DRO	TPH DRO	TEH1	LYMW06	4/3/2014 10:00	0.98		mg/L			280-53846-1	1.1	NO	DETECTED
GENERAL	SW 8015C-DRO	TPH DRO	TEH1	LYMW06	1/27/2014 17:00	1.4		mg/L			280-51608-1	1.1	YES	DETECTED
METALS	SW 7470A	Mercury, Dissolved	DHG	LYMW06	1/27/2014 17:00		0.000027	mg/L	U		280-51608-1	0.002	ND	NO
METALS	SW 7470A	Mercury, Total	HG	LYMW06	1/27/2014 17:00		0.000027	mg/L	U		280-51608-1	0.002	ND	NO
METALS	SW 7470A	Mercury, Total	HG	LYMW06	4/3/2014 10:00		0.000027	mg/L	U		280-53846-1	0.002	ND	NO
GENERAL	SW 8015C_GRO	TPH GRO	TVH1	LYMW06	1/27/2014 17:00	0.038		mg/L			280-51608-1	7.3	NO	DETECTED
METALS	SW 6010B	Calcium, Total	CA	LYMW06	4/3/2014 10:00	300		mg/L			280-53846-1	0.005	YES	DETECTED
METALS	SW 6010B	Magnesium, Total	MG	LYMW06	4/3/2014 10:00	260		mg/L			280-53846-1		NA	NA
METALS	SW 6010B	Calcium, Total	CA	LYMW06	1/27/2014 17:00	290		mg/L			280-51608-1	0.005	YES	DETECTED
METALS	SW 6010B	Magnesium, Total	MG	LYMW06	1/27/2014 17:00	260		mg/L			280-51608-1		NA	NA
METALS	SW 6010B	Potassium, Total	K	LYMW06	4/3/2014 10:00	6.6		mg/L			280-53846-1		NA	NA
METALS	SW 6010B	Iron, Total	FE	LYMW06	4/3/2014 10:00	20		mg/L			280-53846-1	25.5	NO	DETECTED
METALS	SW 6010B	Sodium, Total	NA	LYMW06	1/27/2014 17:00	260		mg/L			280-51608-1		NA	NA
METALS	SW 6010B	Sodium, Total	NA	LYMW06	4/3/2014 10:00	270		mg/L	B		280-53846-1		NA	NA
METALS	SW 6010B	Potassium, Total	K	LYMW06	1/27/2014 17:00	6.2		mg/L			280-51608-1		NA	NA
METALS	SW 6010B	Iron, Dissolved	DFE	LYMW06	1/27/2014 17:00	12		mg/L		J	280-51608-1	25.5	NO	DETECTED
METALS	SW 6010B	Iron, Total	FE	LYMW06	1/27/2014 17:00	22		mg/L			280-51608-1	25.5	NO	DETECTED
METALS	SW 6010B	Iron, Dissolved	DFE	LYMW06	4/3/2014 10:00	13		mg/L			280-53846-1	25.5	NO	DETECTED
METALS	SW 6010B	Sodium, Dissolved	DNA	LYMW06	4/3/2014 10:00	250		mg/L			280-53846-1		NA	NA
METALS	SW 6010B	Sodium, Dissolved	DNA	LYMW06	1/27/2014 17:00	260		mg/L	B		280-51608-1		NA	NA
METALS	SW 6010B	Calcium, Dissolved	DCA	LYMW06	4/3/2014 10:00	290		mg/L			280-53846-1	0.005	YES	DETECTED
METALS	SW 6010B	Calcium, Dissolved	DCA	LYMW06	1/27/2014 17:00	290		mg/L		J	280-51608-1	0.005	YES	DETECTED
METALS	SW 6010B	Boron, Dissolved	DB	LYMW06	1/27/2014 17:00	2		mg/L		J	280-51608-1	0.75	YES	DETECTED
METALS	SW 6010B	Boron, Dissolved	DB	LYMW06	4/3/2014 10:00	1.9		mg/L			280-53846-1	0.75	YES	DETECTED
METALS	SW 6010B	Potassium, Dissolved	DK	LYMW06	1/27/2014 17:00	6.2		mg/L			280-51608-1		NA	NA
METALS	SW 6010B	Magnesium, Dissolved	DMG	LYMW06	4/3/2014 10:00	250		mg/L			280-53846-1		NA	NA
METALS	SW 6010B	Potassium, Dissolved	DK	LYMW06	4/3/2014 10:00	6.2		mg/L			280-53846-1		NA	NA
METALS	SW 7470A	Mercury, Dissolved	DHG	LYMW06	4/3/2014 10:00		0.000027	mg/L	U		280-53846-1	0.002	ND	NO
METALS	SW 6010B	Magnesium, Dissolved	DMG	LYMW06	1/27/2014 17:00	270		mg/L			280-51608-1		NA	NA
METALS	SW 6010B	Aluminum, Total	AL	LYMW06	1/27/2014 17:00		0.018	mg/L	U		280-51608-1	36.5	ND	NO
GENERAL	SM 2540C	Solids, Total Dissolved	TDS	LYMW06	1/27/2014 17:00	3100		mg/L			280-51608-1	500	YES	DETECTED
METALS	SW 6010B	Boron, Total	B	LYMW06	4/3/2014 10:00	2		mg/L			280-53846-1	0.75	YES	DETECTED
METALS	SW 6010B	Aluminum, Total	AL	LYMW06	4/3/2014 10:00		0.018	mg/L	U		280-53846-1	36.5	ND	NO

TABLE 3-9. GROUNDWATER POINT-BY-POINT CONSTITUENT OF CONCERN (COC) SCREEN
WYOMING DEPARTMENT OF ENVIRONMENTAL QUALITY, LARAMIE FORMER YTTRIUM PLANT, LARAMIE, WYOMING

CATEGORY	METHOD	ANALYTE	TRI-CAS	SAMPLE ID	DATE/TIME SAMPLED	DETECTED RESULT	NON-DETECTED RESULT (METHOD DETECTION LIMIT (MDL))	UNITS	LAB QUALIFIER	DATA VALIDATION QUALIFIER	LABORATORY DATA SET NUMBER	WATER CLEAN-UP LEVEL - FACT SHEET #13 (mg/L)	IS DETECT VALUE > SCREENING LEVEL	IS MDL > SCREENING LEVEL
METALS	SW 6010B	Boron, Total	B	LYMW06	1/27/2014 17:00	2		mg/L			280-51608-1	0.75	YES	DETECTED
METALS	SW 6010B	Aluminum, Dissolved	DAL	LYMW06	4/3/2014 10:00		0.018	mg/L	U		280-53846-1	36.5	ND	NO
METALS	SW 6010B	Aluminum, Dissolved	DAL	LYMW06	1/27/2014 17:00		0.018	mg/L	U		280-51608-1	36.5	ND	NO
GENERAL	SM 2540C	Solids, Total Dissolved	TDS	LYMW06	4/3/2014 10:00	2900		mg/L			280-53846-1	500	YES	DETECTED
GENERAL	General	Turbidity, Field	TURBIDITY_FIELD	LYMW06	1/27/2014 17:00	5.9		NTU			Web Entry		NA	NA
GENERAL	General	Turbidity, Field	TURBIDITY_FIELD	LYMW06	4/3/2014 10:00	10.8		NTU			Web Entry		NA	NA
GENERAL	General	Redox	REDOX	LYMW06	1/27/2014 17:00	-122		mV			Web Entry		NA	NA
GENERAL	General	Redox	REDOX	LYMW06	4/3/2014 10:00	-94		mV			Web Entry		NA	NA
GENERAL	General	pH	PH	LYMW06	1/27/2014 17:00	7.02		Std Units			Web Entry		NA	NA
GENERAL	General	pH	PH	LYMW06	4/3/2014 10:00	7.15		Std Units			Web Entry		NA	NA
GENERAL	General	Conductance Field	SPCON_F	LYMW06	1/27/2014 17:00	2310		uS/cm			Web Entry		NA	NA
GENERAL	General	Conductance Field	SPCON_F	LYMW06	4/3/2014 10:00	2099		uS/cm			Web Entry		NA	NA
GENERAL	General	Temperature	TEMP	LYMW06	1/27/2014 17:00	4.98		oC			Web Entry		NA	NA
GENERAL	General	Temperature	TEMP	LYMW06	4/3/2014 10:00	4.17		oC			Web Entry		NA	NA
GENERAL	General	Oxygen, Dissolved	O2_DIS	LYMW06	1/27/2014 17:00	0.31		mg/L			Web Entry		NA	NA
GENERAL	General	Oxygen, Dissolved	O2_DIS	LYMW06	4/3/2014 10:00	0.06		mg/L			Web Entry		NA	NA
SVOC	8270C	Pyrene	00129-00-0	LYMW06	6/4/2012 0:00	0.000019		mg/L			Historical	1.09	NO	DETECTED
SVOC	8270C	Anthracene	00120-12-7	LYMW06	6/4/2012 0:00	0.000051		mg/L			Historical	10.9	NO	DETECTED
SVOC	8270C	Di-n-octylphthalate	00117-84-0	LYMW06	6/4/2012 0:00		0.00016	mg/L	U		Historical	0.016	ND	NO
SVOC	8270C	Bis(2-ethylhexyl)phthalate	00117-81-7	LYMW06	6/4/2012 0:00		0.00077	mg/L	U		Historical	0.006	ND	NO
SVOC	8270C	Benzo(b)fluoranthene	00205-99-2	LYMW06	6/4/2012 0:00		0.0000041	mg/L	U		Historical	0.000117	ND	NO
SVOC	8270C	Naphthalene	00091-20-3	LYMW06	6/4/2012 0:00	0.00023		mg/L			Historical	0.729	NO	DETECTED
SVOC	8270C	Indeno(1,2,3-cd)pyrene	00193-39-5	LYMW06	6/4/2012 0:00		0.0000041	mg/L	U		Historical	0.000117	ND	NO
SVOC	8270C	Benzo(g,h,i)perylene	00191-24-2	LYMW06	6/4/2012 0:00		0.0000051	mg/L	U		Historical		NA	NA
SVOC	8270C	Dibenzofuran	00132-64-9	LYMW06	6/4/2012 0:00		0.00027	mg/L	U		Historical	0.00058	ND	NO
SVOC	8270C	Chrysene	00218-01-9	LYMW06	6/4/2012 0:00		0.0000041	mg/L	U		Historical	0.0117	ND	NO
SVOC	8270C	Acenaphthylene	00208-96-8	LYMW06	6/4/2012 0:00		0.000002	mg/L	U		Historical		NA	NA
SVOC	8270C	Fluoranthene	00206-44-0	LYMW06	6/4/2012 0:00		0.0000031	mg/L	U		Historical	1.46	ND	NO
SVOC	8270C	Benzo(a)anthracene	00056-55-3	LYMW06	6/4/2012 0:00		0.0000031	mg/L	U		Historical	0.000117	ND	NO
SVOC	8270C	Dibenzo(a,h)anthracene	00053-70-3	LYMW06	6/4/2012 0:00		0.0000041	mg/L	U		Historical	0.0000117	ND	NO
SVOC	8270C	Benzo(a)pyrene	00050-32-8	LYMW06	6/4/2012 0:00		0.0000041	mg/L	U		Historical	0.0002	ND	NO
SVOC	8270C	Fluorene	00086-73-7	LYMW06	6/4/2012 0:00	0.000036		mg/L			Historical	1.46	NO	DETECTED
SVOC	8270C	Phenanthrene	00085-01-8	LYMW06	6/4/2012 0:00		0.0000031	mg/L	U		Historical		NA	NA
SVOC	8270C	Di-n-butylphthalate	00084-74-2	LYMW06	6/4/2012 0:00	0.00027		mg/L	J		Historical	3.65	NO	DETECTED
SVOC	8270C	Diethylphthalate	00084-66-2	LYMW06	6/4/2012 0:00		0.00029	mg/L	U		Historical	29.2	ND	NO
SVOC	8270C	Acenaphthene	00083-32-9	LYMW06	6/4/2012 0:00	0.000056		mg/L			Historical	2.19	NO	DETECTED
SVOC	8270C	2-Methylnaphthalene	00091-57-6	LYMW06	6/4/2012 0:00	0.000039		mg/L			Historical	0.146	NO	DETECTED
SVOC	8270C	1-Methylnaphthalene	00090-12-0	LYMW06	6/4/2012 0:00	0.00005		mg/L			Historical	0.00097	NO	DETECTED
VOC	8260	1,3,5-Trimethylbenzene	00108-67-8	LYMW06	6/4/2012 0:00		0.0004	mg/L	U		Historical	1.82	ND	NO
VOC	8260	n-Butylbenzene	00104-51-8	LYMW06	6/4/2012 0:00		0.0004	mg/L	U		Historical		NA	NA
VOC	8260	n-Propylbenzene	00103-65-1	LYMW06	6/4/2012 0:00		0.0004	mg/L	U		Historical		NA	NA
VOC	8260	Isopropylbenzene	00098-82-8	LYMW06	6/4/2012 0:00	0.00034		mg/L	J		Historical		NA	NA
VOC	8260	1,2,4-Trimethylbenzene	00095-63-6	LYMW06	6/4/2012 0:00		0.0004	mg/L	U		Historical	0.365	ND	NO
VOC	8260	Trichloroethene	00079-01-6	LYMW06	6/4/2012 0:00		0.0005	mg/L	U		Historical	0.005	ND	NO
VOC	8260	Bromodichloromethane	00075-27-4	LYMW06	6/4/2012 0:00		0.0003	mg/L	U		Historical	0.08	ND	NO
VOC	8260	cis-1,2-Dichloroethene	00156-59-2	LYMW06	6/4/2012 0:00		0.0003	mg/L	U		Historical	0.07	ND	NO
VOC	8260	sec-Butylbenzene	00135-98-8	LYMW06	6/4/2012 0:00	0.00031		mg/L	J		Historical		NA	NA
VOC	8260	Naphthalene	00091-20-3	LYMW06	6/4/2012 0:00	0.00034		mg/L	J		Historical	0.729	NO	DETECTED

TABLE 3-9. GROUNDWATER POINT-BY-POINT CONSTITUENT OF CONCERN (COC) SCREEN
WYOMING DEPARTMENT OF ENVIRONMENTAL QUALITY, LARAMIE FORMER YTTRIUM PLANT, LARAMIE, WYOMING

CATEGORY	METHOD	ANALYTE	TRI-CAS	SAMPLE ID	DATE/TIME SAMPLED	DETECTED RESULT	NON-DETECTED RESULT (METHOD DETECTION LIMIT (MDL))	UNITS	LAB QUALIFIER	DATA VALIDATION QUALIFIER	LABORATORY DATA SET NUMBER	WATER CLEAN-UP LEVEL - FACT SHEET #13 (mg/L)	IS DETECT VALUE > SCREENING LEVEL	IS MDL > SCREENING LEVEL
GENERAL	20B	Sodium Adsorption Ratio	SAR	LYMW06	4/3/2014 10:00	2.6		unitless			280-53846-1		NA	NA
VOC	8260	Ethylbenzene	00100-41-4	LYMW06	6/4/2012 0:00		0.0003	mg/L	U		Historical	0.7	ND	NO
VOC	8260	p-Isopropyltoluene	00099-87-6	LYMW06	6/4/2012 0:00		0.0004	mg/L	U		Historical		NA	NA
VOC	8260	MTBE	01634-04-4	LYMW06	6/4/2012 0:00	0.0026		mg/L			Historical	0.0473	NO	DETECTED
VOC	8260	m,p-Xylene	MPXYLENE	LYMW06	6/4/2012 0:00		0.0006	mg/L	U		Historical	7.29	ND	NO
GENERAL	8015M	TPH GRO	TVH1	LYMW06	6/4/2012 0:00	0.079		mg/L	J		Historical	7.3	NO	DETECTED
GENERAL	8015M	TPH DRO	TEH1	LYMW06	6/4/2012 0:00	1.7		mg/L			Historical	1.1	YES	DETECTED
METALS	6010B	Arsenic, Total	AS	LYMW06	6/4/2012 0:00		0.004	mg/L	U		Historical	0.01	ND	NO
METALS	6010B	Aluminum, Total	AL	LYMW06	6/4/2012 0:00	5.01		mg/L			Historical	36.5	NO	DETECTED
METALS	6010B	Barium, Total	BA	LYMW06	6/4/2012 0:00	0.107		mg/L			Historical	2	NO	DETECTED
METALS	6010B	Beryllium, Total	BE	LYMW06	6/4/2012 0:00	0.00056		mg/L			Historical	0.004	NO	DETECTED
METALS	6010B	Copper, Total	CU	LYMW06	6/4/2012 0:00	0.0228		mg/L			Historical	1.3	NO	DETECTED
METALS	6010B	Cobalt, Total	CO	LYMW06	6/4/2012 0:00	0.0035		mg/L			Historical	0.0109	NO	DETECTED
METALS	6010B	Chromium, Total	CR	LYMW06	6/4/2012 0:00	0.0147		mg/L			Historical	0.1	NO	DETECTED
METALS	6010B	Calcium, Total	CA	LYMW06	6/4/2012 0:00	294		mg/L			Historical	0.005	YES	DETECTED
METALS	6010B	Cadmium, Total	CD	LYMW06	6/4/2012 0:00	0.00041		mg/L	J		Historical	0.005	NO	DETECTED
METALS	6010B	Zinc, Total	ZN	LYMW06	6/4/2012 0:00	0.0723		mg/L			Historical	5	NO	DETECTED
METALS	6010B	Vanadium, Total	VA	LYMW06	6/4/2012 0:00	0.0343		mg/L			Historical	0.255	NO	DETECTED
METALS	6010B	Thallium, Total	TL	LYMW06	6/4/2012 0:00	0.0035		mg/L	J		Historical	0.002	YES	DETECTED
METALS	6010B	Iron, Total	FE	LYMW06	6/4/2012 0:00	29.5		mg/L			Historical	25.5	YES	DETECTED
GENERAL	20B	Calcium, Total	CA	LYMW06	4/3/2014 10:00	290		mg/L			280-53846-1	0.005	YES	DETECTED
GENERAL	20B	Calcium, Total	CA	LYMW06	1/27/2014 17:00	300		mg/L			280-51608-1	0.005	YES	DETECTED
GENERAL	20B	Sodium, Total	NA	LYMW06	4/3/2014 10:00	260		mg/L			280-53846-1		NA	NA
GENERAL	20B	Calcium, Total	CA	LYMW06	1/27/2014 17:00	300		mg/L			280-51608-1	0.005	YES	DETECTED
GENERAL	20B	Sodium, Total	NA	LYMW06	4/3/2014 10:00	260		mg/L			280-53846-1		NA	NA
GENERAL	20B	Magnesium, Total	MG	LYMW06	4/3/2014 10:00	260		mg/L			280-53846-1		NA	NA
GENERAL	20B	Magnesium, Total	MG	LYMW06	1/27/2014 17:00	270		mg/L			280-51608-1		NA	NA
METALS	6010B	Potassium, Total	K	LYMW06	6/4/2012 0:00	0.00000639		mg/L			Historical		NA	NA
METALS	6010B	Mercury, Total	HG	LYMW06	6/4/2012 0:00	0.0191		mg/L			Historical	0.002	YES	DETECTED
METALS	6010B	Manganese, Total	MN	LYMW06	6/4/2012 0:00	5.12		mg/L			Historical	0.05	YES	DETECTED
METALS	6010B	Magnesium, Total	MG	LYMW06	6/4/2012 0:00	252		mg/L			Historical		NA	NA
METALS	6010B	Sodium, Total	NA	LYMW06	6/4/2012 0:00	0.000281		mg/L			Historical		NA	NA
METALS	6010B	Nickel, Total	NI	LYMW06	6/4/2012 0:00	0.0091		mg/L			Historical	0.729	NO	DETECTED
METALS	6010B	Selenium, Total	SE	LYMW06	6/4/2012 0:00	0.0068		mg/L	J		Historical	0.05	NO	DETECTED
METALS	6010B	Lead, Total	PB	LYMW06	6/4/2012 0:00	0.0403		mg/L			Historical	0.015	YES	DETECTED
GENERAL	20B	Sodium, Total	NA	LYMW06	1/27/2014 17:00	270		mg/L			280-51608-1		NA	NA
GENERAL	20B	Sodium Adsorption Ratio	SAR	LYMW06	1/27/2014 17:00	2.7		unitless			280-51608-1		NA	NA
METALS	6010B	Lead, Total	PB	LYMW07	6/4/2012 0:00	0.0519		mg/L			Historical	0.015	YES	DETECTED
METALS	6010B	Selenium, Total	SE	LYMW07	6/4/2012 0:00	0.0037		mg/L	J		Historical	0.05	NO	DETECTED
METALS	6010B	Nickel, Total	NI	LYMW07	6/4/2012 0:00	0.025		mg/L			Historical	0.729	NO	DETECTED
METALS	6010B	Sodium, Total	NA	LYMW07	6/4/2012 0:00	0.00025		mg/L			Historical		NA	NA
METALS	6010B	Magnesium, Total	MG	LYMW07	6/4/2012 0:00	281		mg/L			Historical		NA	NA
METALS	6010B	Manganese, Total	MN	LYMW07	6/4/2012 0:00	3.37		mg/L			Historical	0.05	YES	DETECTED
METALS	6010B	Mercury, Total	HG	LYMW07	6/4/2012 0:00	0.00004		mg/L	J		Historical	0.002	NO	DETECTED
METALS	6010B	Potassium, Total	K	LYMW07	6/4/2012 0:00	0.0000102		mg/L			Historical		NA	NA
METALS	6010B	Iron, Total	FE	LYMW07	6/4/2012 0:00	70.5		mg/L			Historical	25.5	YES	DETECTED
METALS	6010B	Thallium, Total	TL	LYMW07	6/4/2012 0:00		0.0025	mg/L	U		Historical	0.002	ND	YES
METALS	6010B	Vanadium, Total	VA	LYMW07	6/4/2012 0:00	0.0681		mg/L			Historical	0.255	NO	DETECTED
METALS	6010B	Zinc, Total	ZN	LYMW07	6/4/2012 0:00	0.152		mg/L			Historical	5	NO	DETECTED
METALS	6010B	Cadmium, Total	CD	LYMW07	6/4/2012 0:00	0.0015		mg/L			Historical	0.005	NO	DETECTED
METALS	6010B	Calcium, Total	CA	LYMW07	6/4/2012 0:00	285		mg/L			Historical	0.005	YES	DETECTED

TABLE 3-9. GROUNDWATER POINT-BY-POINT CONSTITUENT OF CONCERN (COC) SCREEN
WYOMING DEPARTMENT OF ENVIRONMENTAL QUALITY, LARAMIE FORMER YTTRIUM PLANT, LARAMIE, WYOMING

CATEGORY	METHOD	ANALYTE	TRI-CAS	SAMPLE ID	DATE/TIME SAMPLED	DETECTED RESULT	NON-DETECTED RESULT (METHOD DETECTION LIMIT (MDL))	UNITS	LAB QUALIFIER	DATA VALIDATION QUALIFIER	LABORATORY DATA SET NUMBER	WATER CLEAN-UP LEVEL - FACT SHEET #13 (mg/L)	IS DETECT VALUE > SCREENING LEVEL	IS MDL > SCREENING LEVEL
METALS	6010B	Chromium, Total	CR	LYMW07	6/4/2012 0:00	0.0475		mg/L			Historical	0.1	NO	DETECTED
METALS	6010B	Cobalt, Total	CO	LYMW07	6/4/2012 0:00	0.0139		mg/L			Historical	0.0109	YES	DETECTED
METALS	6010B	Copper, Total	CU	LYMW07	6/4/2012 0:00	0.0722		mg/L			Historical	1.3	NO	DETECTED
METALS	6010B	Beryllium, Total	BE	LYMW07	6/4/2012 0:00	0.0013		mg/L			Historical	0.004	NO	DETECTED
METALS	6010B	Barium, Total	BA	LYMW07	6/4/2012 0:00	0.3		mg/L			Historical	2	NO	DETECTED
METALS	6010B	Aluminum, Total	AL	LYMW07	6/4/2012 0:00	21.8		mg/L			Historical	36.5	NO	DETECTED
METALS	6010B	Arsenic, Total	AS	LYMW07	6/4/2012 0:00	0.0214		mg/L			Historical	0.01	YES	DETECTED
GENERAL	8015M	TPH DRO	TEH1	LYMW07	6/4/2012 0:00	5.6		mg/L			Historical	1.1	YES	DETECTED
GENERAL	8015M	TPH GRO	TVH1	LYMW07	6/4/2012 0:00	0.089		mg/L	J		Historical	7.3	NO	DETECTED
VOC	8260	m,p-Xylene	MPXYLENE	LYMW07	6/4/2012 0:00		0.0006	mg/L	U		Historical	7.29	ND	NO
VOC	8260	MTBE	01634-04-4	LYMW07	6/4/2012 0:00	0.004		mg/L			Historical	0.0473	NO	DETECTED
VOC	8260	p-Isopropyltoluene	00099-87-6	LYMW07	6/4/2012 0:00		0.0004	mg/L	U		Historical		NA	NA
VOC	8260	Ethylbenzene	00100-41-4	LYMW07	6/4/2012 0:00		0.0003	mg/L	U		Historical	0.7	ND	NO
VOC	8260	Naphthalene	00091-20-3	LYMW07	6/4/2012 0:00	0.00058		mg/L	J		Historical	0.729	NO	DETECTED
VOC	8260	sec-Butylbenzene	00135-98-8	LYMW07	6/4/2012 0:00		0.0003	mg/L	U		Historical		NA	NA
VOC	8260	cis-1,2-Dichloroethene	00156-59-2	LYMW07	6/4/2012 0:00		0.0003	mg/L	U		Historical	0.07	ND	NO
VOC	8260	Bromodichloromethane	00075-27-4	LYMW07	6/4/2012 0:00		0.0003	mg/L	U		Historical	0.08	ND	NO
VOC	8260	Trichloroethene	00079-01-6	LYMW07	6/4/2012 0:00		0.0005	mg/L	U		Historical	0.005	ND	NO
VOC	8260	1,2,4-Trimethylbenzene	00095-63-6	LYMW07	6/4/2012 0:00		0.0004	mg/L	U		Historical	0.365	ND	NO
VOC	8260	Isopropylbenzene	00098-82-8	LYMW07	6/4/2012 0:00		0.0003	mg/L	U		Historical		NA	NA
VOC	8260	n-Propylbenzene	00103-65-1	LYMW07	6/4/2012 0:00		0.0004	mg/L	U		Historical		NA	NA
VOC	8260	n-Butylbenzene	00104-51-8	LYMW07	6/4/2012 0:00		0.0004	mg/L	U		Historical		NA	NA
VOC	8260	1,3,5-Trimethylbenzene	00108-67-8	LYMW07	6/4/2012 0:00		0.0004	mg/L	U		Historical	1.82	ND	NO
SVOC	8270C	1-Methylnaphthalene	00090-12-0	LYMW07	6/4/2012 0:00	0.00092		mg/L			Historical	0.00097	NO	DETECTED
SVOC	8270C	2-Methylnaphthalene	00091-57-6	LYMW07	6/4/2012 0:00	0.0001		mg/L			Historical	0.146	NO	DETECTED
SVOC	8270C	Acenaphthene	00083-32-9	LYMW07	6/4/2012 0:00	0.00039		mg/L			Historical	2.19	NO	DETECTED
SVOC	8270C	Diethylphthalate	00084-66-2	LYMW07	6/4/2012 0:00		0.00028	mg/L	U		Historical	29.2	ND	NO
SVOC	8270C	Di-n-butylphthalate	00084-74-2	LYMW07	6/4/2012 0:00	0.00062		mg/L	J		Historical	3.65	NO	DETECTED
SVOC	8270C	Phenanthrene	00085-01-8	LYMW07	6/4/2012 0:00		0.0000031	mg/L	U		Historical		NA	NA
SVOC	8270C	Fluorene	00086-73-7	LYMW07	6/4/2012 0:00	0.00063		mg/L			Historical	1.46	NO	DETECTED
SVOC	8270C	Benzo(a)pyrene	00050-32-8	LYMW07	6/4/2012 0:00	0.00005		mg/L			Historical	0.0002	NO	DETECTED
SVOC	8270C	Dibenzo(a,h)anthracene	00053-70-3	LYMW07	6/4/2012 0:00	0.000004		mg/L	J		Historical	0.0000117	NO	DETECTED
SVOC	8270C	Benzo(a)anthracene	00056-55-3	LYMW07	6/4/2012 0:00	0.00011		mg/L			Historical	0.000117	NO	DETECTED
SVOC	8270C	Fluoranthene	00206-44-0	LYMW07	6/4/2012 0:00	0.000072		mg/L			Historical	1.46	NO	DETECTED
SVOC	8270C	Acenaphthylene	00208-96-8	LYMW07	6/4/2012 0:00	0.000094		mg/L			Historical		NA	NA
SVOC	8270C	Chrysene	00218-01-9	LYMW07	6/4/2012 0:00	0.00021		mg/L			Historical	0.0117	NO	DETECTED
SVOC	8270C	Dibenzofuran	00132-64-9	LYMW07	6/4/2012 0:00		0.00026	mg/L	U		Historical	0.00058	ND	NO
SVOC	8270C	Benzo(g,h,i)perylene	00191-24-2	LYMW07	6/4/2012 0:00	0.000053		mg/L			Historical		NA	NA
SVOC	8270C	Indeno(1,2,3-cd)pyrene	00193-39-5	LYMW07	6/4/2012 0:00	0.000013		mg/L	J		Historical	0.000117	NO	DETECTED
SVOC	8270C	Benzo(b)fluoranthene	00205-99-2	LYMW07	6/4/2012 0:00	0.000022		mg/L			Historical	0.000117	NO	DETECTED
SVOC	8270C	Bis(2-ethylhexyl)phthalate	00117-81-7	LYMW07	6/4/2012 0:00		0.00076	mg/L	U		Historical	0.006	ND	NO
SVOC	8270C	Di-n-octylphthalate	00117-84-0	LYMW07	6/4/2012 0:00		0.00016	mg/L	U		Historical	0.016	ND	NO
SVOC	8270C	Anthracene	00120-12-7	LYMW07	6/4/2012 0:00	0.00048		mg/L			Historical	10.9	NO	DETECTED
SVOC	8270C	Pyrene	00129-00-0	LYMW07	6/4/2012 0:00	0.001		mg/L			Historical	1.09	NO	DETECTED
SVOC	8270C	Naphthalene	00091-20-3	LYMW07	6/4/2012 0:00	0.00018		mg/L			Historical	0.729	NO	DETECTED
VOC	8260	1,3,5-Trimethylbenzene	00108-67-8	LYMW08	6/4/2012 0:00		0.0004	mg/L	U		Historical	1.82	ND	NO
VOC	8260	n-Butylbenzene	00104-51-8	LYMW08	6/4/2012 0:00		0.0004	mg/L	U		Historical		NA	NA
VOC	8260	n-Propylbenzene	00103-65-1	LYMW08	6/4/2012 0:00		0.0004	mg/L	U		Historical		NA	NA
VOC	8260	Isopropylbenzene	00098-82-8	LYMW08	6/4/2012 0:00		0.0003	mg/L	U		Historical		NA	NA

TABLE 3-9. GROUNDWATER POINT-BY-POINT CONSTITUENT OF CONCERN (COC) SCREEN
WYOMING DEPARTMENT OF ENVIRONMENTAL QUALITY, LARAMIE FORMER YTTRIUM PLANT, LARAMIE, WYOMING

CATEGORY	METHOD	ANALYTE	TRI-CAS	SAMPLE ID	DATE/TIME SAMPLED	DETECTED RESULT	NON-DETECTED RESULT (METHOD DETECTION LIMIT (MDL))	UNITS	LAB QUALIFIER	DATA VALIDATION QUALIFIER	LABORATORY DATA SET NUMBER	WATER CLEAN-UP LEVEL - FACT SHEET #13 (mg/L)	IS DETECT VALUE > SCREENING LEVEL	IS MDL > SCREENING LEVEL
VOC	8260	1,2,4-Trimethylbenzene	00095-63-6	LYMW08	6/4/2012 0:00		0.0004	mg/L	U		Historical	0.365	ND	NO
VOC	8260	Trichloroethene	00079-01-6	LYMW08	6/4/2012 0:00		0.0005	mg/L	U		Historical	0.005	ND	NO
VOC	8260	Naphthalene	00091-20-3	LYMW08	6/4/2012 0:00		0.0003	mg/L	U		Historical	0.729	ND	NO
VOC	8260	Bromodichloromethane	00075-27-4	LYMW08	6/4/2012 0:00		0.0003	mg/L	U		Historical	0.08	ND	NO
VOC	8260	cis-1,2-Dichloroethene	00156-59-2	LYMW08	6/4/2012 0:00		0.0003	mg/L	U		Historical	0.07	ND	NO
VOC	8260	sec-Butylbenzene	00135-98-8	LYMW08	6/4/2012 0:00		0.0003	mg/L	U		Historical		NA	NA
VOC	8260	Ethylbenzene	00100-41-4	LYMW08	6/4/2012 0:00		0.0003	mg/L	U		Historical	0.7	ND	NO
VOC	8260	p-Isopropyltoluene	00099-87-6	LYMW08	6/4/2012 0:00		0.0004	mg/L	U		Historical		NA	NA
VOC	8260	MTBE	01634-04-4	LYMW08	6/4/2012 0:00		0.0004	mg/L	U		Historical	0.0473	ND	NO
VOC	8260	m,p-Xylene	MPXYLENE	LYMW08	6/4/2012 0:00		0.0006	mg/L	U		Historical	7.29	ND	NO
GENERAL	20B	Sodium Adsorption Ratio	SAR	LYMW09	4/2/2014 9:45	3.4		unitless			280-53804-1		NA	NA
GENERAL	20B	Sodium Adsorption Ratio	SAR	LYMW09	1/24/2014 10:20	3.6		unitless			280-51519-1		NA	NA
GENERAL	20B	Sodium, Total	NA	LYMW09	1/24/2014 10:20	360		mg/L			280-51519-1		NA	NA
GENERAL	20B	Magnesium, Total	MG	LYMW09	1/24/2014 10:20	290		mg/L			280-51519-1		NA	NA
GENERAL	20B	Sodium, Total	NA	LYMW09	4/2/2014 9:45	340		mg/L			280-53804-1		NA	NA
GENERAL	20B	Magnesium, Total	MG	LYMW09	4/2/2014 9:45	280		mg/L			280-53804-1		NA	NA
GENERAL	20B	Calcium, Total	CA	LYMW09	1/24/2014 10:20	280		mg/L			280-51519-1	0.005	YES	DETECTED
GENERAL	20B	Calcium, Total	CA	LYMW09	4/2/2014 9:45	270		mg/L			280-53804-1	0.005	YES	DETECTED
GENERAL	General	Oxygen, Dissolved	O2_DIS	LYMW09	4/2/2014 9:25	0.96		mg/L			Web Entry		NA	NA
GENERAL	General	Oxygen, Dissolved	O2_DIS	LYMW09	1/24/2014 10:20	1.06		mg/L			Web Entry		NA	NA
GENERAL	General	Temperature	TEMP	LYMW09	4/2/2014 9:25	5.2		oC			Web Entry		NA	NA
GENERAL	General	Temperature	TEMP	LYMW09	1/24/2014 10:20	6.48		oC			Web Entry		NA	NA
GENERAL	General	Conductance Field	SPCON_F	LYMW09	4/2/2014 9:25	2308		uS/cm			Web Entry		NA	NA
GENERAL	General	Conductance Field	SPCON_F	LYMW09	1/24/2014 10:20	2578		uS/cm			Web Entry		NA	NA
GENERAL	General	pH	PH	LYMW09	4/2/2014 9:25	7.23		Std Units			Web Entry		NA	NA
GENERAL	General	Redox	REDOX	LYMW09	4/2/2014 9:25	-71		mV			Web Entry		NA	NA
GENERAL	General	pH	PH	LYMW09	1/24/2014 10:20	7.01		Std Units			Web Entry		NA	NA
GENERAL	General	Redox	REDOX	LYMW09	1/24/2014 10:20	-59		mV			Web Entry		NA	NA
GENERAL	General	Turbidity, Field	TURBIDITY_FIELD	LYMW09	4/2/2014 9:25	1.4		NTU			Web Entry		NA	NA
GENERAL	General	Turbidity, Field	TURBIDITY_FIELD	LYMW09	1/24/2014 10:20	5.6		NTU			Web Entry		NA	NA
GENERAL	SM 2540C	Solids, Total Dissolved	TDS	LYMW09	4/2/2014 9:45	6400		mg/L		J	280-53804-1	500	YES	DETECTED
GENERAL	SM 2540C	Solids, Total Dissolved	TDS	LYMW09	1/24/2014 10:20	3300		mg/L			280-51519-1	500	YES	DETECTED
METALS	SW 6010B	Aluminum, Total	AL	LYMW09	4/2/2014 9:45		0.018	mg/L	U		280-53804-1	36.5	ND	NO
METALS	SW 6010B	Aluminum, Total	AL	LYMW09	1/24/2014 10:20		0.018	mg/L	U		280-51519-1	36.5	ND	NO
METALS	SW 6010B	Aluminum, Dissolved	DAL	LYMW09	4/2/2014 9:45		0.018	mg/L	U		280-53804-1	36.5	ND	NO
METALS	SW 6010B	Aluminum, Dissolved	DAL	LYMW09	1/24/2014 10:20		0.018	mg/L	U		280-51519-1	36.5	ND	NO
METALS	SW 6010B	Calcium, Total	CA	LYMW09	4/2/2014 9:45	270		mg/L			280-53804-1	0.005	YES	DETECTED
METALS	SW 6010B	Boron, Total	B	LYMW09	4/2/2014 9:45	2.9		mg/L	B		280-53804-1	0.75	YES	DETECTED
METALS	SW 6010B	Boron, Total	B	LYMW09	1/24/2014 10:20	2.8		mg/L			280-51519-1	0.75	YES	DETECTED
METALS	SW 6010B	Magnesium, Dissolved	DMG	LYMW09	4/2/2014 9:45	270		mg/L			280-53804-1		NA	NA
METALS	SW 6010B	Magnesium, Dissolved	DMG	LYMW09	1/24/2014 10:20	290		mg/L			280-51519-1		NA	NA
METALS	SW 6010B	Potassium, Dissolved	DK	LYMW09	1/24/2014 10:20	7.9		mg/L			280-51519-1		NA	NA
METALS	SW 6010B	Potassium, Dissolved	DK	LYMW09	4/2/2014 9:45	7.4		mg/L			280-53804-1		NA	NA
METALS	SW 6010B	Boron, Dissolved	DB	LYMW09	1/24/2014 10:20	2.9		mg/L			280-51519-1	0.75	YES	DETECTED
METALS	SW 6010B	Calcium, Dissolved	DCA	LYMW09	4/2/2014 9:45	270		mg/L			280-53804-1	0.005	YES	DETECTED
METALS	SW 6010B	Boron, Dissolved	DB	LYMW09	4/2/2014 9:45	2.9		mg/L			280-53804-1	0.75	YES	DETECTED
METALS	SW 6010B	Calcium, Dissolved	DCA	LYMW09	1/24/2014 10:20	280		mg/L			280-51519-1	0.005	YES	DETECTED
METALS	SW 6010B	Sodium, Dissolved	DNA	LYMW09	4/2/2014 9:45	330		mg/L			280-53804-1		NA	NA

TABLE 3-9. GROUNDWATER POINT-BY-POINT CONSTITUENT OF CONCERN (COC) SCREEN
WYOMING DEPARTMENT OF ENVIRONMENTAL QUALITY, LARAMIE FORMER YTTRIUM PLANT, LARAMIE, WYOMING

CATEGORY	METHOD	ANALYTE	TRI-CAS	SAMPLE ID	DATE/TIME SAMPLED	DETECTED RESULT	NON-DETECTED RESULT (METHOD DETECTION LIMIT (MDL))	UNITS	LAB QUALIFIER	DATA VALIDATION QUALIFIER	LABORATORY DATA SET NUMBER	WATER CLEAN-UP LEVEL - FACT SHEET #13 (mg/L)	IS DETECT VALUE > SCREENING LEVEL	IS MDL > SCREENING LEVEL
METALS	SW 6010B	Sodium, Dissolved	DNA	LYMW09	1/24/2014 10:20	350		mg/L			280-51519-1		NA	NA
METALS	SW 6010B	Iron, Dissolved	DFE	LYMW09	1/24/2014 10:20	0.035		mg/L	J	J	280-51519-1	25.5	NO	DETECTED
METALS	SW 6010B	Iron, Total	FE	LYMW09	4/2/2014 9:45	7.1		mg/L			280-53804-1	25.5	NO	DETECTED
METALS	SW 6010B	Iron, Dissolved	DFE	LYMW09	4/2/2014 9:45	1.6		mg/L		J	280-53804-1	25.5	NO	DETECTED
METALS	SW 6010B	Potassium, Total	K	LYMW09	1/24/2014 10:20	8.7		mg/L			280-51519-1		NA	NA
METALS	SW 6010B	Iron, Total	FE	LYMW09	1/24/2014 10:20	7.5		mg/L			280-51519-1	25.5	NO	DETECTED
METALS	SW 6010B	Potassium, Total	K	LYMW09	4/2/2014 9:45	7.3		mg/L			280-53804-1		NA	NA
METALS	SW 6010B	Magnesium, Total	MG	LYMW09	4/2/2014 9:45	270		mg/L			280-53804-1		NA	NA
METALS	SW 6010B	Sodium, Total	NA	LYMW09	4/2/2014 9:45	340		mg/L			280-53804-1		NA	NA
METALS	SW 6010B	Sodium, Total	NA	LYMW09	1/24/2014 10:20	360		mg/L			280-51519-1		NA	NA
METALS	SW 6010B	Magnesium, Total	MG	LYMW09	1/24/2014 10:20	280		mg/L			280-51519-1		NA	NA
METALS	SW 6010B	Calcium, Total	CA	LYMW09	1/24/2014 10:20	280		mg/L			280-51519-1	0.005	YES	DETECTED
GENERAL	SW 8015C_GRO	TPH GRO	TVH1	LYMW09	1/24/2014 10:20	0.18		mg/L			280-51519-1	7.3	NO	DETECTED
GENERAL	SW 8015C_GRO	TPH GRO	TVH1	LYMW09	4/2/2014 9:45	0.22		mg/L			280-53804-1	7.3	NO	DETECTED
METALS	SW 7470A	Mercury, Total	HG	LYMW09	1/24/2014 10:20		0.000027	mg/L	U		280-51519-1	0.002	ND	NO
METALS	SW 7470A	Mercury, Dissolved	DHG	LYMW09	4/2/2014 9:45		0.000027	mg/L	U		280-53804-1	0.002	ND	NO
METALS	SW 7470A	Mercury, Total	HG	LYMW09	4/2/2014 9:45		0.000027	mg/L	U		280-53804-1	0.002	ND	NO
METALS	SW 7470A	Mercury, Dissolved	DHG	LYMW09	1/24/2014 10:20		0.000027	mg/L	U		280-51519-1	0.002	ND	NO
GENERAL	SW 8015C-DRO	TPH DRO	TEH1	LYMW09	1/24/2014 10:20	2.5		mg/L			280-51519-1	1.1	YES	DETECTED
GENERAL	SW 8015C-DRO	TPH DRO	TEH1	LYMW09	4/2/2014 9:45	2.5		mg/L			280-53804-1	1.1	YES	DETECTED
SVOC	SW 8270C	2,6-Dinitrotoluene	00606-20-2	LYMW09	1/24/2014 10:20		0.0018	mg/L	U		280-51519-1	0.0365	ND	NO
SVOC	SW 8270C	2,6-Dinitrotoluene	00606-20-2	LYMW09	4/2/2014 9:45		0.0018	mg/L	U		280-53804-1	0.0365	ND	NO
SVOC	SW 8270C	Bis(2-ethylhexyl)phthalate	00117-81-7	LYMW09	4/2/2014 9:45		0.00054	mg/L	U		280-53804-1	0.006	ND	NO
SVOC	SW 8270C	Di-n-octylphthalate	00117-84-0	LYMW09	4/2/2014 9:45		0.00034	mg/L	U		280-53804-1	0.016	ND	NO
SVOC	SW 8270C	N-Nitrosodi-n-propylamine	00621-64-7	LYMW09	4/2/2014 9:45		0.00034	mg/L	U		280-53804-1	0.0000122	ND	YES
SVOC	SW 8270C	N-Nitrosodi-n-propylamine	00621-64-7	LYMW09	1/24/2014 10:20		0.00034	mg/L	U		280-51519-1	0.0000122	ND	YES
SVOC	SW 8270C	Bis(2-ethylhexyl)phthalate	00117-81-7	LYMW09	1/24/2014 10:20		0.00055	mg/L	U		280-51519-1	0.006	ND	NO
SVOC	SW 8270C	1,2,4-Trichlorobenzene	00120-82-1	LYMW09	4/2/2014 9:45		0.00027	mg/L	U		280-53804-1	0.07	ND	NO
SVOC	SW 8270C	1,2,4-Trichlorobenzene	00120-82-1	LYMW09	1/24/2014 10:20		0.00027	mg/L	U		280-51519-1	0.07	ND	NO
SVOC	SW 8270C	2,4-Dinitrotoluene	00121-14-2	LYMW09	4/2/2014 9:45		0.0016	mg/L	U		280-53804-1	0.0729	ND	NO
SVOC	SW 8270C	Di-n-octylphthalate	00117-84-0	LYMW09	1/24/2014 10:20		0.00034	mg/L	U		280-51519-1	0.016	ND	NO
SVOC	SW 8270C	2,4-Dinitrotoluene	00121-14-2	LYMW09	1/24/2014 10:20		0.0016	mg/L	U		280-51519-1	0.0729	ND	NO
METALS	SW6020	Silver, Total	AG	LYMW09	4/2/2014 9:45		0.000033	mg/L	U		280-53804-1	0.1	ND	NO
METALS	SW6020	Arsenic, Total	AS	LYMW09	4/2/2014 9:45		0.00033	mg/L	U		280-53804-1	0.01	ND	NO
METALS	SW6020	Arsenic, Total	AS	LYMW09	1/24/2014 10:20	0.0004		mg/L	J	J	280-51519-1	0.01	NO	DETECTED
METALS	SW6020	Silver, Total	AG	LYMW09	1/24/2014 10:20		0.000033	mg/L	U		280-51519-1	0.1	ND	NO
METALS	SW6020	Beryllium, Total	BE	LYMW09	4/2/2014 9:45		0.00008	mg/L	U		280-53804-1	0.004	ND	NO
METALS	SW6020	Beryllium, Total	BE	LYMW09	1/24/2014 10:20		0.00008	mg/L	U		280-51519-1	0.004	ND	NO
METALS	SW6020	Barium, Total	BA	LYMW09	4/2/2014 9:45	0.034		mg/L			280-53804-1	2	NO	DETECTED
METALS	SW6020	Barium, Total	BA	LYMW09	1/24/2014 10:20	0.048		mg/L			280-51519-1	2	NO	DETECTED
METALS	SW6020	Chromium, Total	CR	LYMW09	4/2/2014 9:45		0.0005	mg/L	U		280-53804-1	0.1	ND	NO
METALS	SW6020	Copper, Total	CU	LYMW09	4/2/2014 9:45		0.00056	mg/L	U		280-53804-1	1.3	ND	NO
METALS	SW6020	Copper, Total	CU	LYMW09	1/24/2014 10:20		0.00056	mg/L	U		280-51519-1	1.3	ND	NO
METALS	SW6020	Silver, Dissolved	DAG	LYMW09	4/2/2014 9:45		0.000033	mg/L	U		280-53804-1	0.1	ND	NO
METALS	SW6020	Silver, Dissolved	DAG	LYMW09	1/24/2014 10:20		0.000033	mg/L	U		280-51519-1	0.1	ND	NO
METALS	SW6020	Chromium, Total	CR	LYMW09	1/24/2014 10:20		0.0005	mg/L	U		280-51519-1	0.1	ND	NO

TABLE 3-9. GROUNDWATER POINT-BY-POINT CONSTITUENT OF CONCERN (COC) SCREEN
WYOMING DEPARTMENT OF ENVIRONMENTAL QUALITY, LARAMIE FORMER YTTRIUM PLANT, LARAMIE, WYOMING

CATEGORY	METHOD	ANALYTE	TRI-CAS	SAMPLE ID	DATE/TIME SAMPLED	DETECTED RESULT	NON-DETECTED RESULT (METHOD DETECTION LIMIT (MDL))	UNITS	LAB QUALIFIER	DATA VALIDATION QUALIFIER	LABORATORY DATA SET NUMBER	WATER CLEAN-UP LEVEL - FACT SHEET #13 (mg/L)	IS DETECT VALUE > SCREENING LEVEL	IS MDL > SCREENING LEVEL
METALS	SW6020	Arsenic, Dissolved	DAS	LYMW09	4/2/2014 9:45	0.00037		mg/L	J	J	280-53804-1	0.01	NO	DETECTED
METALS	SW6020	Cadmium, Total	CD	LYMW09	1/24/2014 10:20		0.0001	mg/L	U		280-51519-1	0.005	ND	NO
METALS	SW6020	Arsenic, Dissolved	DAS	LYMW09	1/24/2014 10:20		0.00033	mg/L	U		280-51519-1	0.01	ND	NO
METALS	SW6020	Cadmium, Total	CD	LYMW09	4/2/2014 9:45		0.0001	mg/L	U		280-53804-1	0.005	ND	NO
METALS	SW6020	Zinc, Total	ZN	LYMW09	4/2/2014 9:45	0.0025		mg/L	J	J	280-53804-1	5	NO	DETECTED
METALS	SW6020	Zinc, Total	ZN	LYMW09	1/24/2014 10:20	0.01		mg/L	J B	U	280-51519-1	5	NO	DETECTED
METALS	SW6020	Cobalt, Total	CO	LYMW09	4/2/2014 9:45	0.00041		mg/L	J	J	280-53804-1	0.0109	NO	DETECTED
METALS	SW6020	Cobalt, Total	CO	LYMW09	1/24/2014 10:20	0.00092		mg/L	J	J	280-51519-1	0.0109	NO	DETECTED
METALS	SW6020	Vanadium, Total	VA	LYMW09	4/2/2014 9:45	0.0024		mg/L	J	J	280-53804-1	0.255	NO	DETECTED
METALS	SW6020	Manganese, Total	MN	LYMW09	1/24/2014 10:20	1.5		mg/L			280-51519-1	0.05	YES	DETECTED
METALS	SW6020	Vanadium, Total	VA	LYMW09	1/24/2014 10:20	0.002		mg/L	J	J	280-51519-1	0.255	NO	DETECTED
METALS	SW6020	Lead, Total	PB	LYMW09	4/2/2014 9:45		0.00018	mg/L	U		280-53804-1	0.015	ND	NO
METALS	SW6020	Manganese, Total	MN	LYMW09	4/2/2014 9:45	1.2		mg/L	B		280-53804-1	0.05	YES	DETECTED
METALS	SW6020	Nickel, Total	NI	LYMW09	4/2/2014 9:45	0.0018		mg/L	J	J	280-53804-1	0.729	NO	DETECTED
METALS	SW6020	Lead, Total	PB	LYMW09	1/24/2014 10:20		0.00018	mg/L	U		280-51519-1	0.015	ND	NO
METALS	SW6020	Nickel, Total	NI	LYMW09	1/24/2014 10:20	0.0023		mg/L			280-51519-1	0.729	NO	DETECTED
METALS	SW6020	Selenium, Total	SE	LYMW09	4/2/2014 9:45		0.0007	mg/L	U		280-53804-1	0.05	ND	NO
METALS	SW6020	Selenium, Total	SE	LYMW09	1/24/2014 10:20		0.0007	mg/L	U		280-51519-1	0.05	ND	NO
METALS	SW6020	Antimony, Total	SB	LYMW09	1/24/2014 10:20		0.0004	mg/L	U		280-51519-1	0.006	ND	NO
METALS	SW6020	Antimony, Total	SB	LYMW09	4/2/2014 9:45	0.00061		mg/L	J	J	280-53804-1	0.006	NO	DETECTED
METALS	SW6020	Thallium, Total	TL	LYMW09	1/24/2014 10:20	0.001		mg/L	J	U	280-51519-1	0.002	NO	DETECTED
METALS	SW6020	Copper, Dissolved	DCU	LYMW09	4/2/2014 9:45		0.00056	mg/L	U		280-53804-1	1.3	ND	NO
METALS	SW6020	Thallium, Total	TL	LYMW09	4/2/2014 9:45	0.001		mg/L	J B	U	280-53804-1	0.002	NO	DETECTED
METALS	SW6020	Copper, Dissolved	DCU	LYMW09	1/24/2014 10:20		0.00056	mg/L	U		280-51519-1	1.3	ND	NO
METALS	SW6020	Chromium, Dissolved	DCR	LYMW09	1/24/2014 10:20		0.0005	mg/L	U		280-51519-1	0.1	ND	NO
METALS	SW6020	Cobalt, Dissolved	DCO	LYMW09	4/2/2014 9:45	0.00038		mg/L	J	J	280-53804-1	0.0109	NO	DETECTED
METALS	SW6020	Chromium, Dissolved	DCR	LYMW09	4/2/2014 9:45		0.0005	mg/L	U		280-53804-1	0.1	ND	NO
METALS	SW6020	Cobalt, Dissolved	DCO	LYMW09	1/24/2014 10:20	0.00091		mg/L	J	J	280-51519-1	0.0109	NO	DETECTED
METALS	SW6020	Cadmium, Dissolved	DCD	LYMW09	4/2/2014 9:45		0.0001	mg/L	U		280-53804-1	0.005	ND	NO
METALS	SW6020	Cadmium, Dissolved	DCD	LYMW09	1/24/2014 10:20		0.0001	mg/L	U		280-51519-1	0.005	ND	NO
METALS	SW6020	Beryllium, Dissolved	DBE	LYMW09	1/24/2014 10:20		0.00008	mg/L	U		280-51519-1	0.004	ND	NO
METALS	SW6020	Barium, Dissolved	DBA	LYMW09	1/24/2014 10:20	0.047		mg/L			280-51519-1	2	NO	DETECTED
METALS	SW6020	Barium, Dissolved	DBA	LYMW09	4/2/2014 9:45	0.033		mg/L			280-53804-1	2	NO	DETECTED
METALS	SW6020	Beryllium, Dissolved	DBE	LYMW09	4/2/2014 9:45		0.00008	mg/L	U		280-53804-1	0.004	ND	NO
METALS	SW6020	Manganese, Dissolved	DMN	LYMW09	4/2/2014 9:45	1.1		mg/L			280-53804-1	0.05	YES	DETECTED
METALS	SW6020	Manganese, Dissolved	DMN	LYMW09	1/24/2014 10:20	1.6		mg/L			280-51519-1	0.05	YES	DETECTED
METALS	SW6020	Zinc, Dissolved	DZN	LYMW09	4/2/2014 9:45		0.002	mg/L	U		280-53804-1	5	ND	NO
METALS	SW6020	Vanadium, Dissolved	DVA	LYMW09	4/2/2014 9:45		0.0005	mg/L	U		280-53804-1	0.255	ND	NO
METALS	SW6020	Zinc, Dissolved	DZN	LYMW09	1/24/2014 10:20	0.01		mg/L	J B	U	280-51519-1	5	NO	DETECTED
METALS	SW6020	Vanadium, Dissolved	DVA	LYMW09	1/24/2014 10:20		0.0005	mg/L	U		280-51519-1	0.255	ND	NO
METALS	SW6020	Thallium, Dissolved	DTL	LYMW09	1/24/2014 10:20		0.00005	mg/L	U		280-51519-1	0.002	ND	NO
METALS	SW6020	Thallium, Dissolved	DTL	LYMW09	4/2/2014 9:45	0.001		mg/L	J	U	280-53804-1	0.002	NO	DETECTED
METALS	SW6020	Selenium, Dissolved	DSE	LYMW09	4/2/2014 9:45		0.0007	mg/L	U		280-53804-1	0.05	ND	NO
METALS	SW6020	Selenium, Dissolved	DSE	LYMW09	1/24/2014 10:20		0.0007	mg/L	U		280-51519-1	0.05	ND	NO
METALS	SW6020	Antimony, Dissolved	DSB	LYMW09	4/2/2014 9:45	0.00065		mg/L	J	J	280-53804-1	0.006	NO	DETECTED
METALS	SW6020	Antimony, Dissolved	DSB	LYMW09	1/24/2014 10:20		0.0004	mg/L	U		280-51519-1	0.006	ND	NO
METALS	SW6020	Lead, Dissolved	DPB	LYMW09	4/2/2014 9:45		0.00018	mg/L	U		280-53804-1	0.015	ND	NO
METALS	SW6020	Lead, Dissolved	DPB	LYMW09	1/24/2014 10:20		0.00018	mg/L	U		280-51519-1	0.015	ND	NO
METALS	SW6020	Nickel, Dissolved	DNI	LYMW09	1/24/2014 10:20	0.0027		mg/L			280-51519-1	0.729	NO	DETECTED

TABLE 3-9. GROUNDWATER POINT-BY-POINT CONSTITUENT OF CONCERN (COC) SCREEN
WYOMING DEPARTMENT OF ENVIRONMENTAL QUALITY, LARAMIE FORMER YTTRIUM PLANT, LARAMIE, WYOMING

CATEGORY	METHOD	ANALYTE	TRI-CAS	SAMPLE ID	DATE/TIME SAMPLED	DETECTED RESULT	NON-DETECTED RESULT (METHOD DETECTION LIMIT (MDL))	UNITS	LAB QUALIFIER	DATA VALIDATION QUALIFIER	LABORATORY DATA SET NUMBER	WATER CLEAN-UP LEVEL - FACT SHEET #13 (mg/L)	IS DETECT VALUE > SCREENING LEVEL	IS MDL > SCREENING LEVEL
METALS	SW6020	Nickel, Dissolved	DNI	LYMW09	4/2/2014 9:45	0.0018		mg/L	J	J	280-53804-1	0.729	NO	DETECTED
GENERAL	SW 9056A_28D	Sulfate	SULFATE	LYMW09	4/2/2014 9:45	1500		mg/L			280-53804-1	250	YES	DETECTED
GENERAL	SW 9056A_28D	Chloride	CHLORIDE	LYMW09	4/2/2014 9:45	230		mg/L			280-53804-1	250	NO	DETECTED
GENERAL	SW 9056_28D	Sulfate	SULFATE	LYMW09	1/24/2014 10:20	1600		mg/L			280-51519-1	250	YES	DETECTED
GENERAL	SW 9056_28D	Chloride	CHLORIDE	LYMW09	1/24/2014 10:20	290		mg/L			280-51519-1	250	YES	DETECTED
GENERAL	SW 9045C Mod	pH, Laboratory	PH_LAB	LYMW09	4/2/2014 9:45	6.96		Std Units	HF	J	280-53804-1		NA	NA
SVOC	SW 8270C-SIM	Fluoranthene	00206-44-0	LYMW09	4/2/2014 9:45	0.000068		mg/L	J	J	280-53804-1	1.46	NO	DETECTED
GENERAL	SW 9045C Mod	pH, Laboratory	PH_LAB	LYMW09	1/24/2014 10:20	7.09		Std Units	HF	J	280-51519-1		NA	NA
SVOC	SW 8270C	Pyridine	00110-86-1	LYMW09	4/2/2014 9:45		0.0016	mg/L	U		280-53804-1	0.0365	ND	NO
SVOC	SW 8270C	Bis(2-chloroethyl)ether	00111-44-4	LYMW09	4/2/2014 9:45		0.0004	mg/L	U		280-53804-1	0.0000773	ND	YES
SVOC	SW 8270C	Pyridine	00110-86-1	LYMW09	1/24/2014 10:20		0.0017	mg/L	U		280-51519-1	0.0365	ND	NO
SVOC	SW 8270C	Bis(2-chloroethyl)ether	00111-44-4	LYMW09	1/24/2014 10:20		0.0004	mg/L	U		280-51519-1	0.0000773	ND	YES
SVOC	SW 8270C	Phenol	00108-95-2	LYMW09	4/2/2014 9:45		0.0019	mg/L	U		280-53804-1	10.9	ND	NO
SVOC	SW 8270C	Phenol	00108-95-2	LYMW09	1/24/2014 10:20		0.002	mg/L	U		280-51519-1	10.9	ND	NO
SVOC	SW 8270C	2,4-Dimethylphenol	00105-67-9	LYMW09	1/24/2014 10:20		0.00057	mg/L	U		280-51519-1	0.729	ND	NO
SVOC	SW 8270C	2,4-Dimethylphenol	00105-67-9	LYMW09	4/2/2014 9:45		0.00056	mg/L	U		280-53804-1	0.729	ND	NO
SVOC	SW 8270C	4-Methylphenol	00106-44-5	LYMW09	4/2/2014 9:45		0.00024	mg/L	U		280-53804-1	0.182	ND	NO
SVOC	SW 8270C	1,4-Dichlorobenzene	00106-46-7	LYMW09	1/24/2014 10:20		0.00031	mg/L	U		280-51519-1	0.075	ND	NO
SVOC	SW 8270C	4-Methylphenol	00106-44-5	LYMW09	1/24/2014 10:20		0.00024	mg/L	U		280-51519-1	0.182	ND	NO
SVOC	SW 8270C	4-Chloroaniline	00106-47-8	LYMW09	4/2/2014 9:45		0.0021	mg/L	U		280-53804-1	0.146	ND	NO
SVOC	SW 8270C	1,4-Dichlorobenzene	00106-46-7	LYMW09	4/2/2014 9:45		0.00031	mg/L	U		280-53804-1	0.075	ND	NO
SVOC	SW 8270C	3-Methylphenol	00108-39-4	LYMW09	1/24/2014 10:20		0.00024	mg/L	U		280-51519-1	1.82	ND	NO
SVOC	SW 8270C	4-Chloroaniline	00106-47-8	LYMW09	1/24/2014 10:20		0.0021	mg/L	U		280-51519-1	0.146	ND	NO
SVOC	SW 8270C	2-Methylphenol	00095-48-7	LYMW09	1/24/2014 10:20		0.00096	mg/L	U		280-51519-1	1.82	ND	NO
SVOC	SW 8270C	2-Methylphenol	00095-48-7	LYMW09	4/2/2014 9:45		0.00095	mg/L	U		280-53804-1	1.82	ND	NO
SVOC	SW 8270C	3-Methylphenol	00108-39-4	LYMW09	4/2/2014 9:45		0.00024	mg/L	U		280-53804-1	1.82	ND	NO
SVOC	SW 8270C	1,2-Dichlorobenzene	00095-50-1	LYMW09	1/24/2014 10:20		0.00022	mg/L	U		280-51519-1	0.6	ND	NO
SVOC	SW 8270C	1,2-Dichlorobenzene	00095-50-1	LYMW09	4/2/2014 9:45		0.00022	mg/L	U		280-53804-1	0.6	ND	NO
SVOC	SW 8270C	Nitrobenzene	00098-95-3	LYMW09	4/2/2014 9:45		0.00079	mg/L	U		280-53804-1	0.0729	ND	NO
SVOC	SW 8270C	Hexachlorobutadiene	00087-68-3	LYMW09	1/24/2014 10:20		0.0032	mg/L	U		280-51519-1	0.00109	ND	YES
SVOC	SW 8270C	Nitrobenzene	00098-95-3	LYMW09	1/24/2014 10:20		0.00079	mg/L	U		280-51519-1	0.0729	ND	NO
SVOC	SW 8270C	Hexachlorobutadiene	00087-68-3	LYMW09	4/2/2014 9:45		0.0032	mg/L	U		280-53804-1	0.00109	ND	YES
SVOC	SW 8270C	3,3-Dichlorobenzidine	00091-94-1	LYMW09	1/24/2014 10:20		0.002	mg/L	U		280-51519-1	0.000189	ND	YES
SVOC	SW 8270C	3,3-Dichlorobenzidine	00091-94-1	LYMW09	4/2/2014 9:45		0.0019	mg/L	U	UJ	280-53804-1	0.000189	ND	YES
SVOC	SW 8270C	Diethylphthalate	00084-66-2	LYMW09	4/2/2014 9:45		0.00037	mg/L	U		280-53804-1	29.2	ND	NO
SVOC	SW 8270C	Diethylphthalate	00084-66-2	LYMW09	1/24/2014 10:20		0.00037	mg/L	U		280-51519-1	29.2	ND	NO
SVOC	SW 8270C	Di-n-butylphthalate	00084-74-2	LYMW09	1/24/2014 10:20		0.0011	mg/L	U		280-51519-1	3.65	ND	NO
SVOC	SW 8270C	Di-n-butylphthalate	00084-74-2	LYMW09	4/2/2014 9:45		0.0011	mg/L	U		280-53804-1	3.65	ND	NO
SVOC	SW 8270C	Butylbenzylphthalate	00085-68-7	LYMW09	1/24/2014 10:20		0.00098	mg/L	U		280-51519-1	7.29	ND	NO
SVOC	SW 8270C	Carbazole	00086-74-8	LYMW09	4/2/2014 9:45		0.00042	mg/L	U		280-53804-1		NA	NA
SVOC	SW 8270C	Carbazole	00086-74-8	LYMW09	1/24/2014 10:20		0.00042	mg/L	U		280-51519-1		NA	NA
SVOC	SW 8270C	Butylbenzylphthalate	00085-68-7	LYMW09	4/2/2014 9:45		0.00097	mg/L	U		280-53804-1	7.29	ND	NO
SVOC	SW 8270C	N-Nitrosodiphenylamine	00086-30-6	LYMW09	4/2/2014 9:45		0.00043	mg/L	U		280-53804-1	0.0174	ND	NO
SVOC	SW 8270C	N-Nitrosodiphenylamine	00086-30-6	LYMW09	1/24/2014 10:20		0.00043	mg/L	U		280-51519-1	0.0174	ND	NO
SVOC	SW 8270C	Hexachlorocyclopentadiene	00077-47-4	LYMW09	4/2/2014 9:45		0.0097	mg/L	U		280-53804-1	0.05	ND	NO

TABLE 3-9. GROUNDWATER POINT-BY-POINT CONSTITUENT OF CONCERN (COC) SCREEN
WYOMING DEPARTMENT OF ENVIRONMENTAL QUALITY, LARAMIE FORMER YTTRIUM PLANT, LARAMIE, WYOMING

CATEGORY	METHOD	ANALYTE	TRI-CAS	SAMPLE ID	DATE/TIME SAMPLED	DETECTED RESULT	NON-DETECTED RESULT (METHOD DETECTION LIMIT (MDL))	UNITS	LAB QUALIFIER	DATA VALIDATION QUALIFIER	LABORATORY DATA SET NUMBER	WATER CLEAN-UP LEVEL - FACT SHEET #13 (mg/L)	IS DETECT VALUE > SCREENING LEVEL	IS MDL > SCREENING LEVEL
SVOC	SW 8270C	Isophorone	00078-59-1	LYMW09	4/2/2014 9:45		0.0002	mg/L	U		280-53804-1	0.0895	ND	NO
SVOC	SW 8270C	Hexachlorocyclopentadiene	00077-47-4	LYMW09	1/24/2014 10:20		0.0098	mg/L	U		280-51519-1	0.05	ND	NO
SVOC	SW 8270C	Isophorone	00078-59-1	LYMW09	1/24/2014 10:20		0.00021	mg/L	U		280-51519-1	0.0895	ND	NO
SVOC	SW 8270C	Hexachloroethane	00067-72-1	LYMW09	4/2/2014 9:45		0.002	mg/L	U		280-53804-1	0.00608	ND	NO
SVOC	SW 8270C-SIM	Benzo(a)pyrene	00050-32-8	LYMW09	1/24/2014 10:20		0.000005	mg/L	U	UJ	280-51519-1	0.0002	ND	NO
SVOC	SW 8270C	Hexachloroethane	00067-72-1	LYMW09	1/24/2014 10:20		0.0021	mg/L	U		280-51519-1	0.00608	ND	NO
SVOC	SW 8270C-SIM	Benzo(a)pyrene	00050-32-8	LYMW09	4/2/2014 9:45	0.000016		mg/L	J	J	280-53804-1	0.0002	NO	DETECTED
SVOC	SW 8270C-SIM	Dibenzo(a,h)anthracene	00053-70-3	LYMW09	4/2/2014 9:45		0.0000046	mg/L	U		280-53804-1	0.0000117	ND	NO
SVOC	SW 8270C-SIM	Phenanthrene	00085-01-8	LYMW09	4/2/2014 9:45	0.00038		mg/L			280-53804-1		NA	NA
SVOC	SW 8270C-SIM	Fluorene	00086-73-7	LYMW09	4/2/2014 9:45	0.0013		mg/L			280-53804-1	1.46	NO	DETECTED
SVOC	SW 8270C-SIM	Fluorene	00086-73-7	LYMW09	1/24/2014 10:20	0.0016		mg/L			280-51519-1	1.46	NO	DETECTED
SVOC	SW 8270C-SIM	Benzo(a)anthracene	00056-55-3	LYMW09	4/2/2014 9:45		0.0000031	mg/L	U		280-53804-1	0.000117	ND	NO
SVOC	SW 8270C-SIM	Dibenzo(a,h)anthracene	00053-70-3	LYMW09	1/24/2014 10:20		0.0000047	mg/L	U		280-51519-1	0.0000117	ND	NO
SVOC	SW 8270C-SIM	Benzo(a)anthracene	00056-55-3	LYMW09	1/24/2014 10:20	0.000015		mg/L	J	J	280-51519-1	0.000117	NO	DETECTED
SVOC	SW 8270C-SIM	Acenaphthene	00083-32-9	LYMW09	1/24/2014 10:20	0.0016		mg/L			280-51519-1	2.19	NO	DETECTED
SVOC	SW 8270C-SIM	Phenanthrene	00085-01-8	LYMW09	1/24/2014 10:20	0.00068		mg/L	B		280-51519-1		NA	NA
SVOC	SW 8270C-SIM	Acenaphthene	00083-32-9	LYMW09	4/2/2014 9:45	0.0014		mg/L			280-53804-1	2.19	NO	DETECTED
SVOC	SW 8270C-SIM	2-Methylnaphthalene	00091-57-6	LYMW09	4/2/2014 9:45		0.0000049	mg/L	U		280-53804-1	0.146	ND	NO
SVOC	SW 8270C-SIM	2-Methylnaphthalene	00091-57-6	LYMW09	1/24/2014 10:20	0.000072		mg/L	J	J	280-51519-1	0.146	NO	DETECTED
SVOC	SW 8270C-SIM	Naphthalene	00091-20-3	LYMW09	4/2/2014 9:45	0.0011		mg/L			280-53804-1	0.729	NO	DETECTED
SVOC	SW 8270C-SIM	Naphthalene	00091-20-3	LYMW09	1/24/2014 10:20	0.00085		mg/L			280-51519-1	0.729	NO	DETECTED
SVOC	SW 8270C-SIM	1-Methylnaphthalene	00090-12-0	LYMW09	1/24/2014 10:20	0.00028		mg/L			280-51519-1	0.00097	NO	DETECTED
SVOC	SW 8270C-SIM	1-Methylnaphthalene	00090-12-0	LYMW09	4/2/2014 9:45	0.00025		mg/L			280-53804-1	0.00097	NO	DETECTED
SVOC	SW 8270C-SIM	Dibenzofuran	00132-64-9	LYMW09	4/2/2014 9:45	0.00038		mg/L			280-53804-1	0.00058	NO	DETECTED
SVOC	SW 8270C-SIM	Anthracene	00120-12-7	LYMW09	1/24/2014 10:20	0.00063		mg/L			280-51519-1	10.9	NO	DETECTED
SVOC	SW 8270C-SIM	Pyrene	00129-00-0	LYMW09	4/2/2014 9:45	0.00031		mg/L			280-53804-1	1.09	NO	DETECTED
SVOC	SW 8270C-SIM	Dibenzofuran	00132-64-9	LYMW09	1/24/2014 10:20	0.00043		mg/L			280-51519-1	0.00058	NO	DETECTED
SVOC	SW 8270C-SIM	Pyrene	00129-00-0	LYMW09	1/24/2014 10:20	0.00028		mg/L	B	JB	280-51519-1	1.09	NO	DETECTED
SVOC	SW 8270C-SIM	Anthracene	00120-12-7	LYMW09	4/2/2014 9:45	0.00053		mg/L			280-53804-1	10.9	NO	DETECTED

TABLE 3-9. GROUNDWATER POINT-BY-POINT CONSTITUENT OF CONCERN (COC) SCREEN
WYOMING DEPARTMENT OF ENVIRONMENTAL QUALITY, LARAMIE FORMER YTTRIUM PLANT, LARAMIE, WYOMING

CATEGORY	METHOD	ANALYTE	TRI-CAS	SAMPLE ID	DATE/TIME SAMPLED	DETECTED RESULT	NON-DETECTED RESULT (METHOD DETECTION LIMIT (MDL))	UNITS	LAB QUALIFIER	DATA VALIDATION QUALIFIER	LABORATORY DATA SET NUMBER	WATER CLEAN-UP LEVEL - FACT SHEET #13 (mg/L)	IS DETECT VALUE > SCREENING LEVEL	IS MDL > SCREENING LEVEL
SVOC	SW 8270C-SIM	Chrysene	00218-01-9	LYMW09	4/2/2014 9:45		0.0000031	mg/L	U		280-53804-1	0.0117	ND	NO
SVOC	SW 8270C-SIM	Chrysene	00218-01-9	LYMW09	1/24/2014 10:20	0.000028		mg/L	J	J	280-51519-1	0.0117	NO	DETECTED
SVOC	SW 8270C-SIM	Benzo(k)fluoranthene	00207-08-9	LYMW09	4/2/2014 9:45		0.0000049	mg/L	U		280-53804-1	0.00117	ND	NO
SVOC	SW 8270C-SIM	Acenaphthylene	00208-96-8	LYMW09	4/2/2014 9:45		0.0000096	mg/L	U		280-53804-1		NA	NA
SVOC	SW 8270C-SIM	Acenaphthylene	00208-96-8	LYMW09	1/24/2014 10:20	0.00022		mg/L		J	280-51519-1		NA	NA
SVOC	SW 8270C-SIM	Benzo(k)fluoranthene	00207-08-9	LYMW09	1/24/2014 10:20		0.000005	mg/L	U		280-51519-1	0.00117	ND	NO
SVOC	SW 8270C-SIM	Benzo(g,h,i)perylene	00191-24-2	LYMW09	4/2/2014 9:45	0.000014		mg/L	J	J	280-53804-1		NA	NA
SVOC	SW 8270C-SIM	Benzo(g,h,i)perylene	00191-24-2	LYMW09	1/24/2014 10:20	0.0000063		mg/L	J	J	280-51519-1		NA	NA
SVOC	SW 8270C-SIM	Indeno(1,2,3-cd)pyrene	00193-39-5	LYMW09	1/24/2014 10:20		0.000014	mg/L	U		280-51519-1	0.000117	ND	NO
SVOC	SW 8270C-SIM	Indeno(1,2,3-cd)pyrene	00193-39-5	LYMW09	4/2/2014 9:45		0.000014	mg/L	U		280-53804-1	0.000117	ND	NO
SVOC	SW 8270C-SIM	Benzo(b)fluoranthene	00205-99-2	LYMW09	4/2/2014 9:45		0.0000033	mg/L	U		280-53804-1	0.000117	ND	NO
SVOC	SW 8270C-SIM	Fluoranthene	00206-44-0	LYMW09	1/24/2014 10:20	0.000076		mg/L	J B	U	280-51519-1	1.46	NO	DETECTED
SVOC	SW 8270C-SIM	Benzo(b)fluoranthene	00205-99-2	LYMW09	1/24/2014 10:20		0.0000034	mg/L	U		280-51519-1	0.000117	ND	NO
GENERAL	20B	Sodium Adsorption Ratio	SAR	LYMW10	1/27/2014 15:00	3.1		unitless			280-51608-1		NA	NA
GENERAL	20B	Sodium, Total	NA	LYMW10	1/27/2014 15:00	320		mg/L			280-51608-1		NA	NA
GENERAL	20B	Magnesium, Total	MG	LYMW10	1/27/2014 15:00	310		mg/L			280-51608-1		NA	NA
GENERAL	20B	Magnesium, Total	MG	LYMW10	4/3/2014 12:15	320		mg/L			280-53846-1		NA	NA
GENERAL	20B	Sodium, Total	NA	LYMW10	4/3/2014 12:15	340		mg/L			280-53846-1		NA	NA
GENERAL	20B	Calcium, Total	CA	LYMW10	1/27/2014 15:00	340		mg/L			280-51608-1	0.005	YES	DETECTED
GENERAL	20B	Calcium, Total	CA	LYMW10	4/3/2014 12:15	36000		mg/L			280-53846-1	0.005	YES	DETECTED
GENERAL	20B	Sodium Adsorption Ratio	SAR	LYMW10	4/3/2014 12:15	3.1		unitless			280-53846-1		NA	NA
GENERAL	General	Redox	REDOX	LYMW10	4/2/2014 11:50	-301		mV			Web Entry		NA	NA
GENERAL	General	Conductance Field	SPCON_F	LYMW10	1/27/2014 15:00	2651		uS/cm			Web Entry		NA	NA
GENERAL	General	pH	PH	LYMW10	4/2/2014 11:50	7.52		Std Units			Web Entry		NA	NA
GENERAL	General	Conductance Field	SPCON_F	LYMW10	4/2/2014 11:50	2716		uS/cm			Web Entry		NA	NA
GENERAL	General	Temperature	TEMP	LYMW10	1/27/2014 15:00	5.78		oC			Web Entry		NA	NA
GENERAL	General	Temperature	TEMP	LYMW10	4/2/2014 11:50	6.21		oC			Web Entry		NA	NA
GENERAL	General	Oxygen, Dissolved	O2_DIS	LYMW10	1/27/2014 15:00	-0.64		mg/L			Web Entry		NA	NA
GENERAL	General	Oxygen, Dissolved	O2_DIS	LYMW10	4/2/2014 11:50	-0.04		mg/L			Web Entry		NA	NA
GENERAL	General	Turbidity, Field	TURBIDITY_FIELD	LYMW10	1/27/2014 15:00	4.2		NTU			Web Entry		NA	NA
GENERAL	SM 2540C	Solids, Total Dissolved	TDS	LYMW10	4/3/2014 12:15	3500		mg/L			280-53846-1	500	YES	DETECTED
GENERAL	SM 2540C	Solids, Total Dissolved	TDS	LYMW10	1/27/2014 15:00	3400		mg/L			280-51608-1	500	YES	DETECTED
GENERAL	General	Redox	REDOX	LYMW10	1/27/2014 15:00	-335		mV			Web Entry		NA	NA
GENERAL	General	pH	PH	LYMW10	1/27/2014 15:00	7.31		Std Units			Web Entry		NA	NA
GENERAL	General	Turbidity, Field	TURBIDITY_FIELD	LYMW10	4/2/2014 11:50	15.7		NTU			Web Entry		NA	NA
METALS	SW 6010B	Aluminum, Total	AL	LYMW10	1/27/2014 15:00	0.069		mg/L	J	J	280-51608-1	36.5	NO	DETECTED
METALS	SW 6010B	Aluminum, Dissolved	DAL	LYMW10	1/27/2014 15:00		0.018	mg/L	U		280-51608-1	36.5	ND	NO
METALS	SW 6010B	Aluminum, Dissolved	DAL	LYMW10	4/3/2014 12:15		0.018	mg/L	U		280-53846-1	36.5	ND	NO

TABLE 3-9. GROUNDWATER POINT-BY-POINT CONSTITUENT OF CONCERN (COC) SCREEN
WYOMING DEPARTMENT OF ENVIRONMENTAL QUALITY, LARAMIE FORMER YTTRIUM PLANT, LARAMIE, WYOMING

CATEGORY	METHOD	ANALYTE	TRI-CAS	SAMPLE ID	DATE/TIME SAMPLED	DETECTED RESULT	NON-DETECTED RESULT (METHOD DETECTION LIMIT (MDL))	UNITS	LAB QUALIFIER	DATA VALIDATION QUALIFIER	LABORATORY DATA SET NUMBER	WATER CLEAN-UP LEVEL - FACT SHEET #13 (mg/L)	IS DETECT VALUE > SCREENING LEVEL	IS MDL > SCREENING LEVEL
METALS	SW 6010B	Calcium, Total	CA	LYMW10	4/3/2014 12:15	360		mg/L			280-53846-1	0.005	YES	DETECTED
METALS	SW 6010B	Boron, Total	B	LYMW10	1/27/2014 15:00	1.7		mg/L			280-51608-1	0.75	YES	DETECTED
METALS	SW 6010B	Aluminum, Total	AL	LYMW10	4/3/2014 12:15	0.24		mg/L			280-53846-1	36.5	NO	DETECTED
METALS	SW 6010B	Boron, Total	B	LYMW10	4/3/2014 12:15	2		mg/L			280-53846-1	0.75	YES	DETECTED
METALS	SW 6010B	Magnesium, Dissolved	DMG	LYMW10	4/3/2014 12:15	310		mg/L			280-53846-1		NA	NA
METALS	SW 7470A	Mercury, Dissolved	DHG	LYMW10	4/3/2014 12:15		0.000027	mg/L	U		280-53846-1	0.002	ND	NO
METALS	SW 6010B	Potassium, Dissolved	DK	LYMW10	4/3/2014 12:15	5.3		mg/L			280-53846-1		NA	NA
METALS	SW 6010B	Magnesium, Dissolved	DMG	LYMW10	1/27/2014 15:00	310		mg/L			280-51608-1		NA	NA
METALS	SW 6010B	Potassium, Dissolved	DK	LYMW10	1/27/2014 15:00	4.9		mg/L			280-51608-1		NA	NA
METALS	SW 6010B	Boron, Dissolved	DB	LYMW10	4/3/2014 12:15	1.9		mg/L			280-53846-1	0.75	YES	DETECTED
METALS	SW 6010B	Boron, Dissolved	DB	LYMW10	1/27/2014 15:00	1.8		mg/L		J	280-51608-1	0.75	YES	DETECTED
METALS	SW 6010B	Calcium, Dissolved	DCA	LYMW10	4/3/2014 12:15	350		mg/L			280-53846-1	0.005	YES	DETECTED
METALS	SW 6010B	Calcium, Dissolved	DCA	LYMW10	1/27/2014 15:00	330		mg/L		J	280-51608-1	0.005	YES	DETECTED
METALS	SW 6010B	Sodium, Dissolved	DNA	LYMW10	1/27/2014 15:00	320		mg/L	B		280-51608-1		NA	NA
METALS	SW 6010B	Sodium, Dissolved	DNA	LYMW10	4/3/2014 12:15	330		mg/L			280-53846-1		NA	NA
METALS	SW 6010B	Iron, Dissolved	DFE	LYMW10	4/3/2014 12:15		0.022	mg/L	U		280-53846-1	25.5	ND	NO
METALS	SW 6010B	Iron, Dissolved	DFE	LYMW10	1/27/2014 15:00	0.034		mg/L	J	J	280-51608-1	25.5	NO	DETECTED
METALS	SW 6010B	Iron, Total	FE	LYMW10	1/27/2014 15:00	0.15		mg/L			280-51608-1	25.5	NO	DETECTED
METALS	SW 6010B	Magnesium, Total	MG	LYMW10	4/3/2014 12:15	320		mg/L			280-53846-1		NA	NA
METALS	SW 6010B	Potassium, Total	K	LYMW10	1/27/2014 15:00	4.8		mg/L			280-51608-1		NA	NA
METALS	SW 6010B	Iron, Total	FE	LYMW10	4/3/2014 12:15	0.62		mg/L			280-53846-1	25.5	NO	DETECTED
METALS	SW 6010B	Potassium, Total	K	LYMW10	4/3/2014 12:15	5.8		mg/L			280-53846-1		NA	NA
METALS	SW 6010B	Sodium, Total	NA	LYMW10	4/3/2014 12:15	350		mg/L	B		280-53846-1		NA	NA
METALS	SW 6010B	Sodium, Total	NA	LYMW10	1/27/2014 15:00	310		mg/L			280-51608-1		NA	NA
METALS	SW 6010B	Magnesium, Total	MG	LYMW10	1/27/2014 15:00	290		mg/L			280-51608-1		NA	NA
METALS	SW 6010B	Calcium, Total	CA	LYMW10	1/27/2014 15:00	330		mg/L			280-51608-1	0.005	YES	DETECTED
GENERAL	SW 8015C_GRO	TPH GRO	TVH1	LYMW10	1/27/2014 15:00	0.79		mg/L		J	280-51608-1	7.3	NO	DETECTED
METALS	SW 7470A	Mercury, Total	HG	LYMW10	4/3/2014 12:15		0.000027	mg/L	U		280-53846-1	0.002	ND	NO
METALS	SW 7470A	Mercury, Total	HG	LYMW10	1/27/2014 15:00		0.000027	mg/L	U		280-51608-1	0.002	ND	NO
METALS	SW 7470A	Mercury, Dissolved	DHG	LYMW10	1/27/2014 15:00		0.000027	mg/L	U		280-51608-1	0.002	ND	NO
GENERAL	SW 8015C_GRO	TPH GRO	TVH1	LYMW10	4/3/2014 12:15	0.73		mg/L			280-53846-1	7.3	NO	DETECTED
GENERAL	SW 8015C-DRO	TPH DRO	TEH1	LYMW10	1/27/2014 15:00	2.9		mg/L			280-51608-1	1.1	YES	DETECTED
GENERAL	SW 8015C-DRO	TPH DRO	TEH1	LYMW10	4/3/2014 12:15	2.7		mg/L			280-53846-1	1.1	YES	DETECTED
SVOC	SW 8270C	2,6-Dinitrotoluene	00606-20-2	LYMW10	1/27/2014 15:00		0.002	mg/L	U		280-51608-1	0.0365	ND	NO
SVOC	SW 8270C	N-Nitrosodi-n-propylamine	00621-64-7	LYMW10	4/3/2014 12:15		0.00033	mg/L	U		280-53846-1	0.0000122	ND	YES
SVOC	SW 8270C	2,6-Dinitrotoluene	00606-20-2	LYMW10	4/3/2014 12:15		0.0018	mg/L	U		280-53846-1	0.0365	ND	NO
SVOC	SW 8270C	Bis(2-ethylhexyl)phthalate	00117-81-7	LYMW10	4/3/2014 12:15		0.00053	mg/L	U		280-53846-1	0.006	ND	NO
SVOC	SW 8270C	Di-n-octylphthalate	00117-84-0	LYMW10	4/3/2014 12:15		0.00033	mg/L	U		280-53846-1	0.016	ND	NO
SVOC	SW 8270C	Di-n-octylphthalate	00117-84-0	LYMW10	1/27/2014 15:00		0.00036	mg/L	U		280-51608-1	0.016	ND	NO
SVOC	SW 8270C	N-Nitrosodi-n-propylamine	00621-64-7	LYMW10	1/27/2014 15:00		0.00036	mg/L	U		280-51608-1	0.0000122	ND	YES
SVOC	SW 8270C	Bis(2-ethylhexyl)phthalate	00117-81-7	LYMW10	1/27/2014 15:00	0.00087		mg/L	J	J	280-51608-1	0.006	NO	DETECTED
SVOC	SW 8270C	Pyridine	00110-86-1	LYMW10	4/3/2014 12:15		0.0016	mg/L	U		280-53846-1	0.0365	ND	NO
SVOC	SW 8270C	1,2,4-Trichlorobenzene	00120-82-1	LYMW10	4/3/2014 12:15		0.00027	mg/L	U		280-53846-1	0.07	ND	NO
SVOC	SW 8270C	1,2,4-Trichlorobenzene	00120-82-1	LYMW10	1/27/2014 15:00		0.00029	mg/L	U		280-51608-1	0.07	ND	NO
SVOC	SW 8270C	2,4-Dinitrotoluene	00121-14-2	LYMW10	1/27/2014 15:00		0.0017	mg/L	U		280-51608-1	0.0729	ND	NO
SVOC	SW 8270C	2,4-Dinitrotoluene	00121-14-2	LYMW10	4/3/2014 12:15		0.0016	mg/L	U		280-53846-1	0.0729	ND	NO

TABLE 3-9. GROUNDWATER POINT-BY-POINT CONSTITUENT OF CONCERN (COC) SCREEN
WYOMING DEPARTMENT OF ENVIRONMENTAL QUALITY, LARAMIE FORMER YTTRIUM PLANT, LARAMIE, WYOMING

CATEGORY	METHOD	ANALYTE	TRI-CAS	SAMPLE ID	DATE/TIME SAMPLED	DETECTED RESULT	NON-DETECTED RESULT (METHOD DETECTION LIMIT (MDL))	UNITS	LAB QUALIFIER	DATA VALIDATION QUALIFIER	LABORATORY DATA SET NUMBER	WATER CLEAN-UP LEVEL - FACT SHEET #13 (mg/L)	IS DETECT VALUE > SCREENING LEVEL	IS MDL > SCREENING LEVEL
METALS	SW6020	Silver, Total	AG	LYMW10	1/27/2014 15:00		0.000033	mg/L	U		280-51608-1	0.1	ND	NO
METALS	SW6020	Arsenic, Total	AS	LYMW10	1/27/2014 15:00	0.00067		mg/L	J	J	280-51608-1	0.01	NO	DETECTED
METALS	SW6020	Beryllium, Total	BE	LYMW10	1/27/2014 15:00		0.00008	mg/L	U		280-51608-1	0.004	ND	NO
METALS	SW6020	Beryllium, Total	BE	LYMW10	4/3/2014 12:15		0.00008	mg/L	U		280-53846-1	0.004	ND	NO
METALS	SW6020	Arsenic, Total	AS	LYMW10	4/3/2014 12:15	0.00048		mg/L	J	J	280-53846-1	0.01	NO	DETECTED
METALS	SW6020	Silver, Total	AG	LYMW10	4/3/2014 12:15		0.000033	mg/L	U		280-53846-1	0.1	ND	NO
METALS	SW6020	Barium, Total	BA	LYMW10	1/27/2014 15:00	0.21		mg/L			280-51608-1	2	NO	DETECTED
METALS	SW6020	Barium, Total	BA	LYMW10	4/3/2014 12:15	0.19		mg/L			280-53846-1	2	NO	DETECTED
METALS	SW6020	Copper, Total	CU	LYMW10	4/3/2014 12:15		0.00056	mg/L	U		280-53846-1	1.3	ND	NO
METALS	SW6020	Chromium, Total	CR	LYMW10	1/27/2014 15:00	0.00099		mg/L	J	J	280-51608-1	0.1	NO	DETECTED
METALS	SW6020	Copper, Total	CU	LYMW10	1/27/2014 15:00		0.00056	mg/L	U		280-51608-1	1.3	ND	NO
METALS	SW6020	Silver, Dissolved	DAG	LYMW10	1/27/2014 15:00		0.000033	mg/L	U		280-51608-1	0.1	ND	NO
METALS	SW6020	Chromium, Total	CR	LYMW10	4/3/2014 12:15	0.00088		mg/L	J	J	280-53846-1	0.1	NO	DETECTED
METALS	SW6020	Silver, Dissolved	DAG	LYMW10	4/3/2014 12:15		0.000033	mg/L	U		280-53846-1	0.1	ND	NO
METALS	SW6020	Arsenic, Dissolved	DAS	LYMW10	1/27/2014 15:00	0.00059		mg/L	J	J	280-51608-1	0.01	NO	DETECTED
METALS	SW6020	Arsenic, Dissolved	DAS	LYMW10	4/3/2014 12:15		0.00033	mg/L	U		280-53846-1	0.01	ND	NO
METALS	SW6020	Cadmium, Total	CD	LYMW10	1/27/2014 15:00		0.0001	mg/L	U		280-51608-1	0.005	ND	NO
METALS	SW6020	Cobalt, Total	CO	LYMW10	4/3/2014 12:15	0.00032		mg/L	J	J	280-53846-1	0.0109	NO	DETECTED
METALS	SW6020	Cadmium, Total	CD	LYMW10	4/3/2014 12:15		0.0001	mg/L	U		280-53846-1	0.005	ND	NO
METALS	SW6020	Zinc, Total	ZN	LYMW10	4/3/2014 12:15	0.0026		mg/L	J	J	280-53846-1	5	NO	DETECTED
METALS	SW6020	Zinc, Total	ZN	LYMW10	1/27/2014 15:00	0.01		mg/L	J B	U	280-51608-1	5	NO	DETECTED
METALS	SW6020	Cobalt, Total	CO	LYMW10	1/27/2014 15:00	0.00017		mg/L	J	J	280-51608-1	0.0109	NO	DETECTED
METALS	SW6020	Vanadium, Total	VA	LYMW10	1/27/2014 15:00	0.0026		mg/L	J	J	280-51608-1	0.255	NO	DETECTED
METALS	SW6020	Vanadium, Total	VA	LYMW10	4/3/2014 12:15	0.0031		mg/L	J	J	280-53846-1	0.255	NO	DETECTED
METALS	SW6020	Manganese, Total	MN	LYMW10	1/27/2014 15:00	1.9		mg/L			280-51608-1	0.05	YES	DETECTED
METALS	SW6020	Lead, Total	PB	LYMW10	1/27/2014 15:00		0.00018	mg/L	U		280-51608-1	0.015	ND	NO
METALS	SW6020	Lead, Total	PB	LYMW10	4/3/2014 12:15	0.00021		mg/L	J	J	280-53846-1	0.015	NO	DETECTED
METALS	SW6020	Manganese, Total	MN	LYMW10	4/3/2014 12:15	2.1		mg/L			280-53846-1	0.05	YES	DETECTED
METALS	SW6020	Nickel, Total	NI	LYMW10	4/3/2014 12:15	0.002		mg/L			280-53846-1	0.729	NO	DETECTED
METALS	SW6020	Nickel, Total	NI	LYMW10	1/27/2014 15:00	0.002		mg/L			280-51608-1	0.729	NO	DETECTED
METALS	SW6020	Selenium, Total	SE	LYMW10	4/3/2014 12:15		0.0007	mg/L	U		280-53846-1	0.05	ND	NO
METALS	SW6020	Selenium, Total	SE	LYMW10	1/27/2014 15:00		0.0007	mg/L	U		280-51608-1	0.05	ND	NO
METALS	SW6020	Antimony, Total	SB	LYMW10	1/27/2014 15:00		0.0004	mg/L	U		280-51608-1	0.006	ND	NO
METALS	SW6020	Thallium, Total	TL	LYMW10	1/27/2014 15:00		0.00005	mg/L	U		280-51608-1	0.002	ND	NO
METALS	SW6020	Thallium, Total	TL	LYMW10	4/3/2014 12:15		0.00005	mg/L	U		280-53846-1	0.002	ND	NO
METALS	SW6020	Antimony, Total	SB	LYMW10	4/3/2014 12:15		0.0004	mg/L	U		280-53846-1	0.006	ND	NO
METALS	SW6020	Copper, Dissolved	DCU	LYMW10	1/27/2014 15:00		0.00056	mg/L	U		280-51608-1	1.3	ND	NO
METALS	SW6020	Chromium, Dissolved	DCR	LYMW10	1/27/2014 15:00		0.0005	mg/L	U		280-51608-1	0.1	ND	NO
METALS	SW6020	Copper, Dissolved	DCU	LYMW10	4/3/2014 12:15		0.00056	mg/L	U		280-53846-1	1.3	ND	NO
METALS	SW6020	Chromium, Dissolved	DCR	LYMW10	4/3/2014 12:15		0.0005	mg/L	U		280-53846-1	0.1	ND	NO
METALS	SW6020	Cobalt, Dissolved	DCO	LYMW10	1/27/2014 15:00	0.00013		mg/L	J	J	280-51608-1	0.0109	NO	DETECTED
METALS	SW6020	Cobalt, Dissolved	DCO	LYMW10	4/3/2014 12:15	0.000058		mg/L	J	J	280-53846-1	0.0109	NO	DETECTED
METALS	SW6020	Cadmium, Dissolved	DCD	LYMW10	4/3/2014 12:15		0.0001	mg/L	U		280-53846-1	0.005	ND	NO
METALS	SW6020	Cadmium, Dissolved	DCD	LYMW10	1/27/2014 15:00		0.0001	mg/L	U		280-51608-1	0.005	ND	NO
METALS	SW6020	Beryllium, Dissolved	DBE	LYMW10	4/3/2014 12:15		0.00008	mg/L	U		280-53846-1	0.004	ND	NO
METALS	SW6020	Barium, Dissolved	DBA	LYMW10	1/27/2014 15:00	0.22		mg/L			280-51608-1	2	NO	DETECTED
METALS	SW6020	Beryllium, Dissolved	DBE	LYMW10	1/27/2014 15:00		0.00008	mg/L	U		280-51608-1	0.004	ND	NO
METALS	SW6020	Manganese, Dissolved	DMN	LYMW10	1/27/2014 15:00	1.8		mg/L			280-51608-1	0.05	YES	DETECTED
METALS	SW6020	Manganese, Dissolved	DMN	LYMW10	4/3/2014 12:15	2.2		mg/L			280-53846-1	0.05	YES	DETECTED

TABLE 3-9. GROUNDWATER POINT-BY-POINT CONSTITUENT OF CONCERN (COC) SCREEN
WYOMING DEPARTMENT OF ENVIRONMENTAL QUALITY, LARAMIE FORMER YTTRIUM PLANT, LARAMIE, WYOMING

CATEGORY	METHOD	ANALYTE	TRI-CAS	SAMPLE ID	DATE/TIME SAMPLED	DETECTED RESULT	NON-DETECTED RESULT (METHOD DETECTION LIMIT (MDL))	UNITS	LAB QUALIFIER	DATA VALIDATION QUALIFIER	LABORATORY DATA SET NUMBER	WATER CLEAN-UP LEVEL - FACT SHEET #13 (mg/L)	IS DETECT VALUE > SCREENING LEVEL	IS MDL > SCREENING LEVEL
METALS	SW6020	Barium, Dissolved	DBA	LYMW10	4/3/2014 12:15	0.19		mg/L			280-53846-1	2	NO	DETECTED
METALS	SW6020	Zinc, Dissolved	DZN	LYMW10	1/27/2014 15:00	0.01		mg/L	J B	U	280-51608-1	5	NO	DETECTED
METALS	SW6020	Zinc, Dissolved	DZN	LYMW10	4/3/2014 12:15		0.002	mg/L	U		280-53846-1	5	ND	NO
METALS	SW6020	Vanadium, Dissolved	DVA	LYMW10	4/3/2014 12:15	0.0022		mg/L	J	J	280-53846-1	0.255	NO	DETECTED
METALS	SW6020	Vanadium, Dissolved	DVA	LYMW10	1/27/2014 15:00	0.0024		mg/L	J	J	280-51608-1	0.255	NO	DETECTED
METALS	SW6020	Thallium, Dissolved	DTL	LYMW10	4/3/2014 12:15		0.00005	mg/L	U		280-53846-1	0.002	ND	NO
METALS	SW6020	Thallium, Dissolved	DTL	LYMW10	1/27/2014 15:00		0.00005	mg/L	U		280-51608-1	0.002	ND	NO
METALS	SW6020	Selenium, Dissolved	DSE	LYMW10	4/3/2014 12:15		0.0007	mg/L	U		280-53846-1	0.05	ND	NO
METALS	SW6020	Selenium, Dissolved	DSE	LYMW10	1/27/2014 15:00		0.0007	mg/L	U		280-51608-1	0.05	ND	NO
METALS	SW6020	Antimony, Dissolved	DSB	LYMW10	1/27/2014 15:00		0.0004	mg/L	U		280-51608-1	0.006	ND	NO
METALS	SW6020	Antimony, Dissolved	DSB	LYMW10	4/3/2014 12:15		0.0004	mg/L	U		280-53846-1	0.006	ND	NO
METALS	SW6020	Lead, Dissolved	DPB	LYMW10	1/27/2014 15:00		0.00018	mg/L	U		280-51608-1	0.015	ND	NO
METALS	SW6020	Nickel, Dissolved	DNI	LYMW10	4/3/2014 12:15	0.002		mg/L			280-53846-1	0.729	NO	DETECTED
METALS	SW6020	Lead, Dissolved	DPB	LYMW10	4/3/2014 12:15		0.00018	mg/L	U		280-53846-1	0.015	ND	NO
METALS	SW6020	Nickel, Dissolved	DNI	LYMW10	1/27/2014 15:00	0.0018		mg/L	J	J	280-51608-1	0.729	NO	DETECTED
GENERAL	SW 9056A_28D	Chloride	CHLORIDE	LYMW10	4/3/2014 12:15	350		mg/L			280-53846-1	250	YES	DETECTED
GENERAL	SW 9056A_28D	Sulfate	SULFATE	LYMW10	4/3/2014 12:15	1600		mg/L			280-53846-1	250	YES	DETECTED
GENERAL	SW 9056_28D	Chloride	CHLORIDE	LYMW10	1/27/2014 15:00	340		mg/L			280-51608-1	250	YES	DETECTED
GENERAL	SW 9056_28D	Sulfate	SULFATE	LYMW10	1/27/2014 15:00	1400		mg/L			280-51608-1	250	YES	DETECTED
GENERAL	SW 9045C Mod	pH, Laboratory	PH_LAB	LYMW10	4/3/2014 12:15	7.31		Std Units	HF	J	280-53846-1		NA	NA
GENERAL	SW 9045C Mod	pH, Laboratory	PH_LAB	LYMW10	1/27/2014 15:00	7.37		Std Units	HF	J	280-51608-1		NA	NA
SVOC	SW 8270C-SIM	Fluoranthene	00206-44-0	LYMW10	4/3/2014 12:15		0.0000045	mg/L	U		280-53846-1	1.46	ND	NO
SVOC	SW 8270C	Bis(2-chloroethyl)ether	00111-44-4	LYMW10	4/3/2014 12:15		0.00039	mg/L	U		280-53846-1	0.0000773	ND	YES
SVOC	SW 8270C	Pyridine	00110-86-1	LYMW10	1/27/2014 15:00		0.0018	mg/L	U		280-51608-1	0.0365	ND	NO
SVOC	SW 8270C	Bis(2-chloroethyl)ether	00111-44-4	LYMW10	1/27/2014 15:00		0.00042	mg/L	U		280-51608-1	0.0000773	ND	YES
SVOC	SW 8270C	Phenol	00108-95-2	LYMW10	4/3/2014 12:15		0.0019	mg/L	U		280-53846-1	10.9	ND	NO
SVOC	SW 8270C	Phenol	00108-95-2	LYMW10	1/27/2014 15:00		0.0021	mg/L	U		280-51608-1	10.9	ND	NO
SVOC	SW 8270C	2,4-Dimethylphenol	00105-67-9	LYMW10	1/27/2014 15:00	0.001		mg/L	J	J	280-51608-1	0.729	NO	DETECTED
SVOC	SW 8270C	2,4-Dimethylphenol	00105-67-9	LYMW10	4/3/2014 12:15	0.0019		mg/L	J	J	280-53846-1	0.729	NO	DETECTED
SVOC	SW 8270C	4-Methylphenol	00106-44-5	LYMW10	1/27/2014 15:00		0.00026	mg/L	U		280-51608-1	0.182	ND	NO
SVOC	SW 8270C	4-Methylphenol	00106-44-5	LYMW10	4/3/2014 12:15		0.00024	mg/L	U		280-53846-1	0.182	ND	NO
SVOC	SW 8270C	4-Chloroaniline	00106-47-8	LYMW10	1/27/2014 15:00		0.0022	mg/L	U		280-51608-1	0.146	ND	NO
SVOC	SW 8270C	4-Chloroaniline	00106-47-8	LYMW10	4/3/2014 12:15		0.002	mg/L	U		280-53846-1	0.146	ND	NO
SVOC	SW 8270C	1,4-Dichlorobenzene	00106-46-7	LYMW10	4/3/2014 12:15		0.0003	mg/L	U		280-53846-1	0.075	ND	NO
SVOC	SW 8270C	1,4-Dichlorobenzene	00106-46-7	LYMW10	1/27/2014 15:00		0.00033	mg/L	U		280-51608-1	0.075	ND	NO
SVOC	SW 8270C	3-Methylphenol	00108-39-4	LYMW10	1/27/2014 15:00		0.00026	mg/L	U		280-51608-1	1.82	ND	NO
SVOC	SW 8270C	2-Methylphenol	00095-48-7	LYMW10	1/27/2014 15:00		0.001	mg/L	U		280-51608-1	1.82	ND	NO
SVOC	SW 8270C	2-Methylphenol	00095-48-7	LYMW10	4/3/2014 12:15		0.00093	mg/L	U		280-53846-1	1.82	ND	NO
SVOC	SW 8270C	3-Methylphenol	00108-39-4	LYMW10	4/3/2014 12:15		0.00024	mg/L	U		280-53846-1	1.82	ND	NO
SVOC	SW 8270C	1,2-Dichlorobenzene	00095-50-1	LYMW10	4/3/2014 12:15		0.00022	mg/L	U		280-53846-1	0.6	ND	NO
SVOC	SW 8270C	Nitrobenzene	00098-95-3	LYMW10	4/3/2014 12:15		0.00077	mg/L	U		280-53846-1	0.0729	ND	NO
SVOC	SW 8270C	1,2-Dichlorobenzene	00095-50-1	LYMW10	1/27/2014 15:00		0.00024	mg/L	U		280-51608-1	0.6	ND	NO
SVOC	SW 8270C	Nitrobenzene	00098-95-3	LYMW10	1/27/2014 15:00		0.00084	mg/L	U		280-51608-1	0.0729	ND	NO
SVOC	SW 8270C	Hexachlorobutadiene	00087-68-3	LYMW10	4/3/2014 12:15		0.0031	mg/L	U		280-53846-1	0.00109	ND	YES
SVOC	SW 8270C	Hexachlorobutadiene	00087-68-3	LYMW10	1/27/2014 15:00		0.0034	mg/L	U		280-51608-1	0.00109	ND	YES

TABLE 3-9. GROUNDWATER POINT-BY-POINT CONSTITUENT OF CONCERN (COC) SCREEN
WYOMING DEPARTMENT OF ENVIRONMENTAL QUALITY, LARAMIE FORMER YTTRIUM PLANT, LARAMIE, WYOMING

CATEGORY	METHOD	ANALYTE	TRI-CAS	SAMPLE ID	DATE/TIME SAMPLED	DETECTED RESULT	NON-DETECTED RESULT (METHOD DETECTION LIMIT (MDL))	UNITS	LAB QUALIFIER	DATA VALIDATION QUALIFIER	LABORATORY DATA SET NUMBER	WATER CLEAN-UP LEVEL - FACT SHEET #13 (mg/L)	IS DETECT VALUE > SCREENING LEVEL	IS MDL > SCREENING LEVEL
SVOC	SW 8270C	3,3-Dichlorobenzidine	00091-94-1	LYMW10	1/27/2014 15:00		0.0021	mg/L	U	UJ	280-51608-1	0.000189	ND	YES
SVOC	SW 8270C	Diethylphthalate	00084-66-2	LYMW10	1/27/2014 15:00		0.00039	mg/L	U		280-51608-1	29.2	ND	NO
SVOC	SW 8270C	3,3-Dichlorobenzidine	00091-94-1	LYMW10	4/3/2014 12:15		0.0019	mg/L	U	UJ	280-53846-1	0.000189	ND	YES
SVOC	SW 8270C	Diethylphthalate	00084-66-2	LYMW10	4/3/2014 12:15		0.00036	mg/L	U		280-53846-1	29.2	ND	NO
SVOC	SW 8270C	Carbazole	00086-74-8	LYMW10	1/27/2014 15:00	0.0012		mg/L	J	J	280-51608-1		NA	NA
SVOC	SW 8270C	Di-n-butylphthalate	00084-74-2	LYMW10	4/3/2014 12:15		0.0011	mg/L	U		280-53846-1	3.65	ND	NO
SVOC	SW 8270C	Carbazole	00086-74-8	LYMW10	4/3/2014 12:15		0.00041	mg/L	U		280-53846-1		NA	NA
SVOC	SW 8270C	Di-n-butylphthalate	00084-74-2	LYMW10	1/27/2014 15:00		0.0012	mg/L	U		280-51608-1	3.65	ND	NO
SVOC	SW 8270C	Butylbenzylphthalate	00085-68-7	LYMW10	1/27/2014 15:00		0.001	mg/L	U		280-51608-1	7.29	ND	NO
SVOC	SW 8270C	Butylbenzylphthalate	00085-68-7	LYMW10	4/3/2014 12:15		0.00095	mg/L	U		280-53846-1	7.29	ND	NO
SVOC	SW 8270C	N-Nitrosodiphenylamine	00086-30-6	LYMW10	4/3/2014 12:15		0.00042	mg/L	U		280-53846-1	0.0174	ND	NO
SVOC	SW 8270C	N-Nitrosodiphenylamine	00086-30-6	LYMW10	1/27/2014 15:00		0.00045	mg/L	U		280-51608-1	0.0174	ND	NO
SVOC	SW 8270C	Isophorone	00078-59-1	LYMW10	4/3/2014 12:15		0.0002	mg/L	U		280-53846-1	0.0895	ND	NO
SVOC	SW 8270C	Hexachlorocyclopentadiene	00077-47-4	LYMW10	4/3/2014 12:15		0.0095	mg/L	U		280-53846-1	0.05	ND	NO
SVOC	SW 8270C	Hexachlorocyclopentadiene	00077-47-4	LYMW10	1/27/2014 15:00		0.01	mg/L	U		280-51608-1	0.05	ND	NO
SVOC	SW 8270C	Isophorone	00078-59-1	LYMW10	1/27/2014 15:00		0.00022	mg/L	U		280-51608-1	0.0895	ND	NO
SVOC	SW 8270C	Hexachloroethane	00067-72-1	LYMW10	4/3/2014 12:15		0.002	mg/L	U		280-53846-1	0.00608	ND	NO
SVOC	SW 8270C	Hexachloroethane	00067-72-1	LYMW10	1/27/2014 15:00		0.0022	mg/L	U		280-51608-1	0.00608	ND	NO
SVOC	SW 8270C-SIM	Benzo(a)pyrene	00050-32-8	LYMW10	1/27/2014 15:00	0.000012		mg/L	J	J	280-51608-1	0.0002	NO	DETECTED
SVOC	SW 8270C-SIM	Benzo(a)pyrene	00050-32-8	LYMW10	4/3/2014 12:15	0.00003		mg/L	J	J	280-53846-1	0.0002	NO	DETECTED
SVOC	SW 8270C-SIM	Dibenzo(a,h)anthracene	00053-70-3	LYMW10	1/27/2014 15:00	0.0000056		mg/L	J	J	280-51608-1	0.0000117	NO	DETECTED
SVOC	SW 8270C-SIM	Dibenzo(a,h)anthracene	00053-70-3	LYMW10	4/3/2014 12:15	0.000018		mg/L	J	J	280-53846-1	0.0000117	YES	DETECTED
SVOC	SW 8270C-SIM	Fluorene	00086-73-7	LYMW10	1/27/2014 15:00	0.00095		mg/L			280-51608-1	1.46	NO	DETECTED
SVOC	SW 8270C-SIM	Fluorene	00086-73-7	LYMW10	4/3/2014 12:15	0.0009		mg/L			280-53846-1	1.46	NO	DETECTED
SVOC	SW 8270C-SIM	Benzo(a)anthracene	00056-55-3	LYMW10	4/3/2014 12:15	0.000021		mg/L	J	J	280-53846-1	0.000117	NO	DETECTED
SVOC	SW 8270C-SIM	Benzo(a)anthracene	00056-55-3	LYMW10	1/27/2014 15:00	0.000014		mg/L	J	J	280-51608-1	0.000117	NO	DETECTED
SVOC	SW 8270C-SIM	Phenanthrene	00085-01-8	LYMW10	4/3/2014 12:15	0.00035		mg/L			280-53846-1		NA	NA
SVOC	SW 8270C-SIM	Acenaphthene	00083-32-9	LYMW10	4/3/2014 12:15	0.0012		mg/L			280-53846-1	2.19	NO	DETECTED
SVOC	SW 8270C-SIM	Phenanthrene	00085-01-8	LYMW10	1/27/2014 15:00	0.00042		mg/L			280-51608-1		NA	NA
SVOC	SW 8270C-SIM	Naphthalene	00091-20-3	LYMW10	1/27/2014 15:00	0.0012		mg/L			280-51608-1	0.729	NO	DETECTED
SVOC	SW 8270C-SIM	Naphthalene	00091-20-3	LYMW10	4/3/2014 12:15		0.0000053	mg/L	U		280-53846-1	0.729	ND	NO
SVOC	SW 8270C-SIM	Acenaphthene	00083-32-9	LYMW10	1/27/2014 15:00	0.0015		mg/L			280-51608-1	2.19	NO	DETECTED
SVOC	SW 8270C-SIM	2-Methylnaphthalene	00091-57-6	LYMW10	1/27/2014 15:00	0.00031		mg/L			280-51608-1	0.146	NO	DETECTED
SVOC	SW 8270C-SIM	1-Methylnaphthalene	00090-12-0	LYMW10	4/3/2014 12:15	0.0025		mg/L		J	280-53846-1	0.00097	YES	DETECTED
SVOC	SW 8270C-SIM	1-Methylnaphthalene	00090-12-0	LYMW10	1/27/2014 15:00	0.004		mg/L			280-51608-1	0.00097	YES	DETECTED

TABLE 3-9. GROUNDWATER POINT-BY-POINT CONSTITUENT OF CONCERN (COC) SCREEN
WYOMING DEPARTMENT OF ENVIRONMENTAL QUALITY, LARAMIE FORMER YTTRIUM PLANT, LARAMIE, WYOMING

CATEGORY	METHOD	ANALYTE	TRI-CAS	SAMPLE ID	DATE/TIME SAMPLED	DETECTED RESULT	NON-DETECTED RESULT (METHOD DETECTION LIMIT (MDL))	UNITS	LAB QUALIFIER	DATA VALIDATION QUALIFIER	LABORATORY DATA SET NUMBER	WATER CLEAN-UP LEVEL - FACT SHEET #13 (mg/L)	IS DETECT VALUE > SCREENING LEVEL	IS MDL > SCREENING LEVEL
SVOC	SW 8270C-SIM	2-Methylnaphthalene	00091-57-6	LYMW10	4/3/2014 12:15		0.0000052	mg/L	U		280-53846-1	0.146	ND	NO
SVOC	SW 8270C-SIM	Dibenzofuran	00132-64-9	LYMW10	1/27/2014 15:00	0.00033		mg/L			280-51608-1	0.00058	NO	DETECTED
SVOC	SW 8270C-SIM	Dibenzofuran	00132-64-9	LYMW10	4/3/2014 12:15	0.00033		mg/L			280-53846-1	0.00058	NO	DETECTED
SVOC	SW 8270C-SIM	Anthracene	00120-12-7	LYMW10	4/3/2014 12:15	0.00011		mg/L			280-53846-1	10.9	NO	DETECTED
SVOC	SW 8270C-SIM	Pyrene	00129-00-0	LYMW10	1/27/2014 15:00	0.000023		mg/L	J	J	280-51608-1	1.09	NO	DETECTED
SVOC	SW 8270C-SIM	Pyrene	00129-00-0	LYMW10	4/3/2014 12:15	0.000019		mg/L	J	J	280-53846-1	1.09	NO	DETECTED
SVOC	SW 8270C-SIM	Anthracene	00120-12-7	LYMW10	1/27/2014 15:00	0.00013		mg/L			280-51608-1	10.9	NO	DETECTED
SVOC	SW 8270C-SIM	Chrysene	00218-01-9	LYMW10	4/3/2014 12:15	0.000015		mg/L	J	J	280-53846-1	0.0117	NO	DETECTED
SVOC	SW 8270C-SIM	Chrysene	00218-01-9	LYMW10	1/27/2014 15:00	0.000012		mg/L	J	J	280-51608-1	0.0117	NO	DETECTED
SVOC	SW 8270C-SIM	Benzo(k)fluoranthene	00207-08-9	LYMW10	4/3/2014 12:15		0.0000051	mg/L	U		280-53846-1	0.00117	ND	NO
SVOC	SW 8270C-SIM	Benzo(k)fluoranthene	00207-08-9	LYMW10	1/27/2014 15:00		0.0000052	mg/L	U		280-51608-1	0.00117	ND	NO
SVOC	SW 8270C-SIM	Acenaphthylene	00208-96-8	LYMW10	4/3/2014 12:15		0.00001	mg/L	U		280-53846-1		NA	NA
SVOC	SW 8270C-SIM	Acenaphthylene	00208-96-8	LYMW10	1/27/2014 15:00		0.00001	mg/L	U	UJ	280-51608-1		NA	NA
SVOC	SW 8270C-SIM	Benzo(g,h,i)perylene	00191-24-2	LYMW10	4/3/2014 12:15	0.000028		mg/L	J	J	280-53846-1		NA	NA
SVOC	SW 8270C-SIM	Benzo(g,h,i)perylene	00191-24-2	LYMW10	1/27/2014 15:00	0.000011		mg/L	J	J	280-51608-1		NA	NA
SVOC	SW 8270C-SIM	Indeno(1,2,3-cd)pyrene	00193-39-5	LYMW10	1/27/2014 15:00		0.000015	mg/L	U		280-51608-1	0.000117	ND	NO
SVOC	SW 8270C-SIM	Benzo(b)fluoranthene	00205-99-2	LYMW10	1/27/2014 15:00	0.0000066		mg/L	J	J	280-51608-1	0.000117	NO	DETECTED
SVOC	SW 8270C-SIM	Indeno(1,2,3-cd)pyrene	00193-39-5	LYMW10	4/3/2014 12:15		0.000015	mg/L	U		280-53846-1	0.000117	ND	NO
SVOC	SW 8270C-SIM	Benzo(b)fluoranthene	00205-99-2	LYMW10	4/3/2014 12:15	0.000014		mg/L	J	J	280-53846-1	0.000117	NO	DETECTED
SVOC	SW 8270C-SIM	Fluoranthene	00206-44-0	LYMW10	1/27/2014 15:00	0.000026		mg/L	J	J	280-51608-1	1.46	NO	DETECTED
SVOC	SW 8270C-SIM	Fluoranthene	00206-44-0	LYMW11	1/24/2014 15:55	0.00004		mg/L	J B	U	280-51519-1	1.46	NO	DETECTED
SVOC	SW 8270C-SIM	Benzo(b)fluoranthene	00205-99-2	LYMW11	1/24/2014 15:55		0.0000033	mg/L	U		280-51519-1	0.000117	ND	NO
SVOC	SW 8270C-SIM	Benzo(b)fluoranthene	00205-99-2	LYMW11	4/2/2014 16:45		0.0000034	mg/L	U		280-53846-1	0.000117	ND	NO
SVOC	SW 8270C-SIM	Indeno(1,2,3-cd)pyrene	00193-39-5	LYMW11	4/2/2014 16:45		0.000014	mg/L	U		280-53846-1	0.000117	ND	NO
SVOC	SW 8270C-SIM	Benzo(g,h,i)perylene	00191-24-2	LYMW11	4/2/2014 16:45		0.0000035	mg/L	U		280-53846-1		NA	NA
SVOC	SW 8270C-SIM	Indeno(1,2,3-cd)pyrene	00193-39-5	LYMW11	1/24/2014 15:55		0.000014	mg/L	U		280-51519-1	0.000117	ND	NO
SVOC	SW 8270C-SIM	Benzo(g,h,i)perylene	00191-24-2	LYMW11	1/24/2014 15:55		0.0000034	mg/L	U		280-51519-1		NA	NA
SVOC	SW 8270C-SIM	Acenaphthylene	00208-96-8	LYMW11	4/2/2014 16:45		0.0000098	mg/L	U		280-53846-1		NA	NA

TABLE 3-9. GROUNDWATER POINT-BY-POINT CONSTITUENT OF CONCERN (COC) SCREEN
WYOMING DEPARTMENT OF ENVIRONMENTAL QUALITY, LARAMIE FORMER YTTRIUM PLANT, LARAMIE, WYOMING

CATEGORY	METHOD	ANALYTE	TRI-CAS	SAMPLE ID	DATE/TIME SAMPLED	DETECTED RESULT	NON-DETECTED RESULT (METHOD DETECTION LIMIT (MDL))	UNITS	LAB QUALIFIER	DATA VALIDATION QUALIFIER	LABORATORY DATA SET NUMBER	WATER CLEAN-UP LEVEL - FACT SHEET #13 (mg/L)	IS DETECT VALUE > SCREENING LEVEL	IS MDL > SCREENING LEVEL
SVOC	SW 8270C-SIM	Benzo(k)fluoranthene	00207-08-9	LYMW11	1/24/2014 15:55		0.0000049	mg/L	U		280-51519-1	0.00117	ND	NO
SVOC	SW 8270C-SIM	Acenaphthylene	00208-96-8	LYMW11	1/24/2014 15:55	0.00015		mg/L		J	280-51519-1		NA	NA
SVOC	SW 8270C-SIM	Benzo(k)fluoranthene	00207-08-9	LYMW11	4/2/2014 16:45		0.000005	mg/L	U		280-53846-1	0.00117	ND	NO
SVOC	SW 8270C-SIM	Chrysene	00218-01-9	LYMW11	1/24/2014 15:55		0.0000031	mg/L	U		280-51519-1	0.0117	ND	NO
SVOC	SW 8270C-SIM	Chrysene	00218-01-9	LYMW11	4/2/2014 16:45		0.0000031	mg/L	U		280-53846-1	0.0117	ND	NO
SVOC	SW 8270C-SIM	1-Methylnaphthalene	00090-12-0	LYMW11	4/2/2014 16:45	0.0023		mg/L			280-53846-1	0.00097	YES	DETECTED
SVOC	SW 8270C-SIM	Pyrene	00129-00-0	LYMW11	4/2/2014 16:45		0.0000079	mg/L	U		280-53846-1	1.09	ND	NO
SVOC	SW 8270C-SIM	Pyrene	00129-00-0	LYMW11	1/24/2014 15:55	0.000088		mg/L	J B	U	280-51519-1	1.09	NO	DETECTED
SVOC	SW 8270C-SIM	Dibenzofuran	00132-64-9	LYMW11	1/24/2014 15:55	0.00024		mg/L			280-51519-1	0.00058	NO	DETECTED
SVOC	SW 8270C-SIM	Dibenzofuran	00132-64-9	LYMW11	4/2/2014 16:45	0.00015		mg/L			280-53846-1	0.00058	NO	DETECTED
SVOC	SW 8270C-SIM	Anthracene	00120-12-7	LYMW11	4/2/2014 16:45	0.00017		mg/L			280-53846-1	10.9	NO	DETECTED
SVOC	SW 8270C-SIM	Anthracene	00120-12-7	LYMW11	1/24/2014 15:55	0.0003		mg/L			280-51519-1	10.9	NO	DETECTED
SVOC	SW 8270C-SIM	2-Methylnaphthalene	00091-57-6	LYMW11	1/24/2014 15:55	0.000074		mg/L	J	J	280-51519-1	0.146	NO	DETECTED
SVOC	SW 8270C-SIM	2-Methylnaphthalene	00091-57-6	LYMW11	4/2/2014 16:45		0.000005	mg/L	U		280-53846-1	0.146	ND	NO
SVOC	SW 8270C-SIM	1-Methylnaphthalene	00090-12-0	LYMW11	1/24/2014 15:55	0.0032		mg/L			280-51519-1	0.00097	YES	DETECTED
SVOC	SW 8270C-SIM	Phenanthrene	00085-01-8	LYMW11	4/2/2014 16:45	0.0002		mg/L			280-53846-1		NA	NA
SVOC	SW 8270C-SIM	Naphthalene	00091-20-3	LYMW11	4/2/2014 16:45	0.00021		mg/L			280-53846-1	0.729	NO	DETECTED
SVOC	SW 8270C-SIM	Naphthalene	00091-20-3	LYMW11	1/24/2014 15:55	0.00047		mg/L			280-51519-1	0.729	NO	DETECTED
SVOC	SW 8270C-SIM	Phenanthrene	00085-01-8	LYMW11	1/24/2014 15:55	0.00065		mg/L	B		280-51519-1		NA	NA
SVOC	SW 8270C-SIM	Acenaphthene	00083-32-9	LYMW11	4/2/2014 16:45	0.00047		mg/L			280-53846-1	2.19	NO	DETECTED
SVOC	SW 8270C-SIM	Acenaphthene	00083-32-9	LYMW11	1/24/2014 15:55	0.00091		mg/L			280-51519-1	2.19	NO	DETECTED
SVOC	SW 8270C-SIM	Benzo(a)anthracene	00056-55-3	LYMW11	1/24/2014 15:55		0.0000031	mg/L	U		280-51519-1	0.000117	ND	NO
SVOC	SW 8270C-SIM	Dibenzo(a,h)anthracene	00053-70-3	LYMW11	1/24/2014 15:55		0.0000047	mg/L	U		280-51519-1	0.0000117	ND	NO
SVOC	SW 8270C-SIM	Fluorene	00086-73-7	LYMW11	1/24/2014 15:55	0.00094		mg/L			280-51519-1	1.46	NO	DETECTED
SVOC	SW 8270C-SIM	Benzo(a)anthracene	00056-55-3	LYMW11	4/2/2014 16:45		0.0000031	mg/L	U		280-53846-1	0.000117	ND	NO
SVOC	SW 8270C-SIM	Fluorene	00086-73-7	LYMW11	4/2/2014 16:45	0.00057		mg/L			280-53846-1	1.46	NO	DETECTED
SVOC	SW 8270C-SIM	Dibenzo(a,h)anthracene	00053-70-3	LYMW11	4/2/2014 16:45		0.0000047	mg/L	U		280-53846-1	0.0000117	ND	NO
SVOC	SW 8270C-SIM	Benzo(a)pyrene	00050-32-8	LYMW11	4/2/2014 16:45		0.000005	mg/L	U		280-53846-1	0.0002	ND	NO

TABLE 3-9. GROUNDWATER POINT-BY-POINT CONSTITUENT OF CONCERN (COC) SCREEN
WYOMING DEPARTMENT OF ENVIRONMENTAL QUALITY, LARAMIE FORMER YTTRIUM PLANT, LARAMIE, WYOMING

CATEGORY	METHOD	ANALYTE	TRI-CAS	SAMPLE ID	DATE/TIME SAMPLED	DETECTED RESULT	NON-DETECTED RESULT (METHOD DETECTION LIMIT (MDL))	UNITS	LAB QUALIFIER	DATA VALIDATION QUALIFIER	LABORATORY DATA SET NUMBER	WATER CLEAN-UP LEVEL - FACT SHEET #13 (mg/L)	IS DETECT VALUE > SCREENING LEVEL	IS MDL > SCREENING LEVEL
SVOC	SW 8270C-SIM	Benzo(a)pyrene	00050-32-8	LYMW11	1/24/2014 15:55		0.000005	mg/L	U	UJ	280-51519-1	0.0002	ND	NO
SVOC	SW 8270C	Hexachloroethane	00067-72-1	LYMW11	1/24/2014 15:55		0.002	mg/L	U		280-51519-1	0.00608	ND	NO
SVOC	SW 8270C	Hexachloroethane	00067-72-1	LYMW11	4/2/2014 16:45		0.0021	mg/L	U		280-53846-1	0.00608	ND	NO
SVOC	SW 8270C	Isophorone	00078-59-1	LYMW11	4/2/2014 16:45		0.00021	mg/L	U		280-53846-1	0.0895	ND	NO
SVOC	SW 8270C	Isophorone	00078-59-1	LYMW11	1/24/2014 15:55		0.0002	mg/L	U		280-51519-1	0.0895	ND	NO
SVOC	SW 8270C	Hexachlorocyclopentadiene	00077-47-4	LYMW11	1/24/2014 15:55		0.0097	mg/L	U		280-51519-1	0.05	ND	NO
SVOC	SW 8270C	Hexachlorocyclopentadiene	00077-47-4	LYMW11	4/2/2014 16:45		0.0098	mg/L	U		280-53846-1	0.05	ND	NO
SVOC	SW 8270C	N-Nitrosodiphenylamine	00086-30-6	LYMW11	4/2/2014 16:45		0.00043	mg/L	U		280-53846-1	0.0174	ND	NO
SVOC	SW 8270C	N-Nitrosodiphenylamine	00086-30-6	LYMW11	1/24/2014 15:55		0.00043	mg/L	U		280-51519-1	0.0174	ND	NO
SVOC	SW 8270C	Butylbenzylphthalate	00085-68-7	LYMW11	4/2/2014 16:45		0.00098	mg/L	U		280-53846-1	7.29	ND	NO
SVOC	SW 8270C	Butylbenzylphthalate	00085-68-7	LYMW11	1/24/2014 15:55		0.00097	mg/L	U		280-51519-1	7.29	ND	NO
SVOC	SW 8270C	Carbazole	00086-74-8	LYMW11	1/24/2014 15:55	0.00057		mg/L	J	J	280-51519-1		NA	NA
SVOC	SW 8270C	Carbazole	00086-74-8	LYMW11	4/2/2014 16:45	0.00099		mg/L	J	J	280-53846-1		NA	NA
SVOC	SW 8270C	Di-n-butylphthalate	00084-74-2	LYMW11	4/2/2014 16:45		0.0011	mg/L	U		280-53846-1	3.65	ND	NO
SVOC	SW 8270C	Diethylphthalate	00084-66-2	LYMW11	1/24/2014 15:55		0.00037	mg/L	U		280-51519-1	29.2	ND	NO
SVOC	SW 8270C	Diethylphthalate	00084-66-2	LYMW11	4/2/2014 16:45		0.00037	mg/L	U		280-53846-1	29.2	ND	NO
SVOC	SW 8270C	Di-n-butylphthalate	00084-74-2	LYMW11	1/24/2014 15:55		0.0011	mg/L	U		280-51519-1	3.65	ND	NO
SVOC	SW 8270C	3,3-Dichlorobenzidine	00091-94-1	LYMW11	1/24/2014 15:55		0.0019	mg/L	U		280-51519-1	0.000189	ND	YES
SVOC	SW 8270C	3,3-Dichlorobenzidine	00091-94-1	LYMW11	4/2/2014 16:45		0.002	mg/L	U	UJ	280-53846-1	0.000189	ND	YES
SVOC	SW 8270C	Hexachlorobutadiene	00087-68-3	LYMW11	4/2/2014 16:45		0.0032	mg/L	U		280-53846-1	0.00109	ND	YES
SVOC	SW 8270C	Hexachlorobutadiene	00087-68-3	LYMW11	1/24/2014 15:55		0.0032	mg/L	U		280-51519-1	0.00109	ND	YES
SVOC	SW 8270C	Nitrobenzene	00098-95-3	LYMW11	1/24/2014 15:55		0.00079	mg/L	U		280-51519-1	0.0729	ND	NO
SVOC	SW 8270C	1,2-Dichlorobenzene	00095-50-1	LYMW11	1/24/2014 15:55		0.00022	mg/L	U		280-51519-1	0.6	ND	NO
SVOC	SW 8270C	Nitrobenzene	00098-95-3	LYMW11	4/2/2014 16:45		0.00079	mg/L	U		280-53846-1	0.0729	ND	NO
SVOC	SW 8270C	1,2-Dichlorobenzene	00095-50-1	LYMW11	4/2/2014 16:45		0.00023	mg/L	U		280-53846-1	0.6	ND	NO
SVOC	SW 8270C	2-Methylphenol	00095-48-7	LYMW11	4/2/2014 16:45		0.00096	mg/L	U		280-53846-1	1.82	ND	NO
SVOC	SW 8270C	2-Methylphenol	00095-48-7	LYMW11	1/24/2014 15:55		0.00095	mg/L	U		280-51519-1	1.82	ND	NO
SVOC	SW 8270C	3-Methylphenol	00108-39-4	LYMW11	1/24/2014 15:55		0.00024	mg/L	U		280-51519-1	1.82	ND	NO
SVOC	SW 8270C	4-Chloroaniline	00106-47-8	LYMW11	4/2/2014 16:45		0.0021	mg/L	U		280-53846-1	0.146	ND	NO
SVOC	SW 8270C	4-Chloroaniline	00106-47-8	LYMW11	1/24/2014 15:55		0.0021	mg/L	U		280-51519-1	0.146	ND	NO
SVOC	SW 8270C	3-Methylphenol	00108-39-4	LYMW11	4/2/2014 16:45		0.00024	mg/L	U		280-53846-1	1.82	ND	NO
SVOC	SW 8270C	1,4-Dichlorobenzene	00106-46-7	LYMW11	1/24/2014 15:55		0.00031	mg/L	U		280-51519-1	0.075	ND	NO
SVOC	SW 8270C	4-Methylphenol	00106-44-5	LYMW11	4/2/2014 16:45		0.00024	mg/L	U		280-53846-1	0.182	ND	NO
SVOC	SW 8270C	1,4-Dichlorobenzene	00106-46-7	LYMW11	4/2/2014 16:45		0.00031	mg/L	U		280-53846-1	0.075	ND	NO
SVOC	SW 8270C	4-Methylphenol	00106-44-5	LYMW11	1/24/2014 15:55		0.00024	mg/L	U		280-51519-1	0.182	ND	NO
SVOC	SW 8270C	2,4-Dimethylphenol	00105-67-9	LYMW11	1/24/2014 15:55		0.00056	mg/L	U		280-51519-1	0.729	ND	NO
SVOC	SW 8270C	2,4-Dimethylphenol	00105-67-9	LYMW11	4/2/2014 16:45		0.00057	mg/L	U		280-53846-1	0.729	ND	NO
SVOC	SW 8270C	Phenol	00108-95-2	LYMW11	1/24/2014 15:55		0.0019	mg/L	U		280-51519-1	10.9	ND	NO
SVOC	SW 8270C	Bis(2-ethylhexyl)phthalate	00117-81-7	LYMW11	4/2/2014 16:45		0.00055	mg/L	U		280-53846-1	0.006	ND	NO
SVOC	SW 8270C	Phenol	00108-95-2	LYMW11	4/2/2014 16:45		0.002	mg/L	U		280-53846-1	10.9	ND	NO
SVOC	SW 8270C	Bis(2-chloroethyl)ether	00111-44-4	LYMW11	4/2/2014 16:45		0.0004	mg/L	U		280-53846-1	0.0000773	ND	YES
SVOC	SW 8270C	Bis(2-chloroethyl)ether	00111-44-4	LYMW11	1/24/2014 15:55		0.0004	mg/L	U		280-51519-1	0.0000773	ND	YES
SVOC	SW 8270C	Pyridine	00110-86-1	LYMW11	1/24/2014 15:55		0.0017	mg/L	U		280-51519-1	0.0365	ND	NO
SVOC	SW 8270C-SIM	Fluoranthene	00206-44-0	LYMW11	4/2/2014 16:45		0.0000044	mg/L	U		280-53846-1	1.46	ND	NO
GENERAL	SW 9045C Mod	pH, Laboratory	PH_LAB	LYMW11	1/24/2014 15:55	7.01		Std Units	HF	J	280-51519-1		NA	NA

TABLE 3-9. GROUNDWATER POINT-BY-POINT CONSTITUENT OF CONCERN (COC) SCREEN
WYOMING DEPARTMENT OF ENVIRONMENTAL QUALITY, LARAMIE FORMER YTTRIUM PLANT, LARAMIE, WYOMING

CATEGORY	METHOD	ANALYTE	TRI-CAS	SAMPLE ID	DATE/TIME SAMPLED	DETECTED RESULT	NON-DETECTED RESULT (METHOD DETECTION LIMIT (MDL))	UNITS	LAB QUALIFIER	DATA VALIDATION QUALIFIER	LABORATORY DATA SET NUMBER	WATER CLEAN-UP LEVEL - FACT SHEET #13 (mg/L)	IS DETECT VALUE > SCREENING LEVEL	IS MDL > SCREENING LEVEL
GENERAL	SW 9045C Mod	pH, Laboratory	PH_LAB	LYMW11	4/2/2014 16:45	6.9		Std Units	HF	J	280-53846-1		NA	NA
GENERAL	SW 9056_28D	Sulfate	SULFATE	LYMW11	1/24/2014 15:55	1700		mg/L			280-51519-1	250	YES	DETECTED
GENERAL	SW 9056_28D	Chloride	CHLORIDE	LYMW11	1/24/2014 15:55	280		mg/L			280-51519-1	250	YES	DETECTED
GENERAL	SW 9056A_28D	Chloride	CHLORIDE	LYMW11	4/2/2014 16:45	240		mg/L			280-53846-1	250	NO	DETECTED
GENERAL	SW 9056A_28D	Sulfate	SULFATE	LYMW11	4/2/2014 16:45	1800		mg/L			280-53846-1	250	YES	DETECTED
METALS	SW6020	Lead, Dissolved	DPB	LYMW11	4/2/2014 16:45		0.00018	mg/L	U		280-53846-1	0.015	ND	NO
METALS	SW6020	Nickel, Dissolved	DNI	LYMW11	4/2/2014 16:45	0.0018		mg/L	J	J	280-53846-1	0.729	NO	DETECTED
METALS	SW6020	Nickel, Dissolved	DNI	LYMW11	1/24/2014 15:55	0.0023		mg/L			280-51519-1	0.729	NO	DETECTED
METALS	SW6020	Lead, Dissolved	DPB	LYMW11	1/24/2014 15:55		0.00018	mg/L	U		280-51519-1	0.015	ND	NO
METALS	SW6020	Antimony, Dissolved	DSB	LYMW11	4/2/2014 16:45		0.0004	mg/L	U		280-53846-1	0.006	ND	NO
METALS	SW6020	Selenium, Dissolved	DSE	LYMW11	4/2/2014 16:45		0.0007	mg/L	U		280-53846-1	0.05	ND	NO
METALS	SW6020	Antimony, Dissolved	DSB	LYMW11	1/24/2014 15:55	0.00055		mg/L	J	J	280-51519-1	0.006	NO	DETECTED
METALS	SW6020	Selenium, Dissolved	DSE	LYMW11	1/24/2014 15:55		0.0007	mg/L	U		280-51519-1	0.05	ND	NO
METALS	SW6020	Thallium, Dissolved	DTL	LYMW11	4/2/2014 16:45		0.00005	mg/L	U		280-53846-1	0.002	ND	NO
METALS	SW6020	Vanadium, Dissolved	DVA	LYMW11	4/2/2014 16:45	0.0012		mg/L	J	J	280-53846-1	0.255	NO	DETECTED
METALS	SW6020	Thallium, Dissolved	DTL	LYMW11	1/24/2014 15:55	0.001		mg/L	J	U	280-51519-1	0.002	NO	DETECTED
METALS	SW6020	Vanadium, Dissolved	DVA	LYMW11	1/24/2014 15:55		0.0005	mg/L	U		280-51519-1	0.255	ND	NO
METALS	SW6020	Zinc, Dissolved	DZN	LYMW11	1/24/2014 15:55	0.01		mg/L	J B	U	280-51519-1	5	NO	DETECTED
METALS	SW6020	Barium, Dissolved	DBA	LYMW11	1/24/2014 15:55	0.069		mg/L			280-51519-1	2	NO	DETECTED
METALS	SW6020	Barium, Dissolved	DBA	LYMW11	4/2/2014 16:45	0.062		mg/L			280-53846-1	2	NO	DETECTED
METALS	SW6020	Manganese, Dissolved	DMN	LYMW11	4/2/2014 16:45	5.1		mg/L			280-53846-1	0.05	YES	DETECTED
METALS	SW6020	Manganese, Dissolved	DMN	LYMW11	1/24/2014 15:55	5.3		mg/L			280-51519-1	0.05	YES	DETECTED
METALS	SW6020	Zinc, Dissolved	DZN	LYMW11	4/2/2014 16:45	0.002		mg/L	J	J	280-53846-1	5	NO	DETECTED
METALS	SW6020	Beryllium, Dissolved	DBE	LYMW11	1/24/2014 15:55		0.00008	mg/L	U		280-51519-1	0.004	ND	NO
METALS	SW6020	Beryllium, Dissolved	DBE	LYMW11	4/2/2014 16:45		0.00008	mg/L	U		280-53846-1	0.004	ND	NO
METALS	SW6020	Cadmium, Dissolved	DCD	LYMW11	1/24/2014 15:55		0.0001	mg/L	U		280-51519-1	0.005	ND	NO
METALS	SW6020	Cadmium, Dissolved	DCD	LYMW11	4/2/2014 16:45		0.0001	mg/L	U		280-53846-1	0.005	ND	NO
METALS	SW6020	Cobalt, Dissolved	DCO	LYMW11	4/2/2014 16:45	0.0001		mg/L	J	J	280-53846-1	0.0109	NO	DETECTED
METALS	SW6020	Cobalt, Dissolved	DCO	LYMW11	1/24/2014 15:55	0.00054		mg/L	J	J	280-51519-1	0.0109	NO	DETECTED
METALS	SW6020	Chromium, Dissolved	DCR	LYMW11	4/2/2014 16:45		0.0005	mg/L	U		280-53846-1	0.1	ND	NO
METALS	SW6020	Copper, Dissolved	DCU	LYMW11	4/2/2014 16:45		0.00056	mg/L	U		280-53846-1	1.3	ND	NO
METALS	SW6020	Chromium, Dissolved	DCR	LYMW11	1/24/2014 15:55		0.0005	mg/L	U		280-51519-1	0.1	ND	NO
METALS	SW6020	Copper, Dissolved	DCU	LYMW11	1/24/2014 15:55	0.00083		mg/L	J	J	280-51519-1	1.3	NO	DETECTED
METALS	SW6020	Thallium, Total	TL	LYMW11	1/24/2014 15:55	0.001		mg/L	J	U	280-51519-1	0.002	NO	DETECTED
METALS	SW6020	Antimony, Total	SB	LYMW11	4/2/2014 16:45		0.0004	mg/L	U		280-53846-1	0.006	ND	NO
METALS	SW6020	Thallium, Total	TL	LYMW11	4/2/2014 16:45		0.00005	mg/L	U		280-53846-1	0.002	ND	NO
METALS	SW6020	Antimony, Total	SB	LYMW11	1/24/2014 15:55	0.002		mg/L	J	U	280-51519-1	0.006	NO	DETECTED
METALS	SW6020	Selenium, Total	SE	LYMW11	4/2/2014 16:45		0.0007	mg/L	U		280-53846-1	0.05	ND	NO
METALS	SW6020	Nickel, Total	NI	LYMW11	1/24/2014 15:55	0.002		mg/L			280-51519-1	0.729	NO	DETECTED
METALS	SW6020	Selenium, Total	SE	LYMW11	1/24/2014 15:55		0.0007	mg/L	U		280-51519-1	0.05	ND	NO
METALS	SW6020	Lead, Total	PB	LYMW11	1/24/2014 15:55	0.00069		mg/L	J	J	280-51519-1	0.015	NO	DETECTED
METALS	SW6020	Nickel, Total	NI	LYMW11	4/2/2014 16:45	0.0017		mg/L	J	J	280-53846-1	0.729	NO	DETECTED
METALS	SW6020	Manganese, Total	MN	LYMW11	4/2/2014 16:45	5.3		mg/L			280-53846-1	0.05	YES	DETECTED
METALS	SW6020	Lead, Total	PB	LYMW11	4/2/2014 16:45		0.00018	mg/L	U		280-53846-1	0.015	ND	NO
METALS	SW6020	Manganese, Total	MN	LYMW11	1/24/2014 15:55	5.1		mg/L			280-51519-1	0.05	YES	DETECTED
METALS	SW6020	Vanadium, Total	VA	LYMW11	4/2/2014 16:45	0.0027		mg/L	J	J	280-53846-1	0.255	NO	DETECTED
METALS	SW6020	Vanadium, Total	VA	LYMW11	1/24/2014 15:55	0.003		mg/L	J	J	280-51519-1	0.255	NO	DETECTED

TABLE 3-9. GROUNDWATER POINT-BY-POINT CONSTITUENT OF CONCERN (COC) SCREEN
WYOMING DEPARTMENT OF ENVIRONMENTAL QUALITY, LARAMIE FORMER YTTRIUM PLANT, LARAMIE, WYOMING

CATEGORY	METHOD	ANALYTE	TRI-CAS	SAMPLE ID	DATE/TIME SAMPLED	DETECTED RESULT	NON-DETECTED RESULT (METHOD DETECTION LIMIT (MDL))	UNITS	LAB QUALIFIER	DATA VALIDATION QUALIFIER	LABORATORY DATA SET NUMBER	WATER CLEAN-UP LEVEL - FACT SHEET #13 (mg/L)	IS DETECT VALUE > SCREENING LEVEL	IS MDL > SCREENING LEVEL
METALS	SW6020	Zinc, Total	ZN	LYMW11	1/24/2014 15:55	0.01		mg/L	J B	U	280-51519-1	5	NO	DETECTED
METALS	SW6020	Zinc, Total	ZN	LYMW11	4/2/2014 16:45		0.002	mg/L	U		280-53846-1	5	ND	NO
METALS	SW6020	Cadmium, Total	CD	LYMW11	4/2/2014 16:45		0.0001	mg/L	U		280-53846-1	0.005	ND	NO
METALS	SW6020	Cobalt, Total	CO	LYMW11	1/24/2014 15:55	0.00049		mg/L	J	J	280-51519-1	0.0109	NO	DETECTED
METALS	SW6020	Cobalt, Total	CO	LYMW11	4/2/2014 16:45	0.00015		mg/L	J	J	280-53846-1	0.0109	NO	DETECTED
METALS	SW6020	Cadmium, Total	CD	LYMW11	1/24/2014 15:55		0.0001	mg/L	U		280-51519-1	0.005	ND	NO
METALS	SW6020	Arsenic, Dissolved	DAS	LYMW11	4/2/2014 16:45	0.00038		mg/L	J	J	280-53846-1	0.01	NO	DETECTED
METALS	SW6020	Arsenic, Dissolved	DAS	LYMW11	1/24/2014 15:55		0.00033	mg/L	U		280-51519-1	0.01	ND	NO
METALS	SW6020	Chromium, Total	CR	LYMW11	4/2/2014 16:45	0.0005		mg/L	J	J	280-53846-1	0.1	NO	DETECTED
METALS	SW6020	Chromium, Total	CR	LYMW11	1/24/2014 15:55		0.0005	mg/L	U		280-51519-1	0.1	ND	NO
METALS	SW6020	Silver, Dissolved	DAG	LYMW11	4/2/2014 16:45		0.000033	mg/L	U		280-53846-1	0.1	ND	NO
METALS	SW6020	Silver, Dissolved	DAG	LYMW11	1/24/2014 15:55		0.000033	mg/L	U		280-51519-1	0.1	ND	NO
METALS	SW6020	Copper, Total	CU	LYMW11	1/24/2014 15:55		0.00056	mg/L	U		280-51519-1	1.3	ND	NO
METALS	SW6020	Copper, Total	CU	LYMW11	4/2/2014 16:45		0.00056	mg/L	U		280-53846-1	1.3	ND	NO
METALS	SW6020	Barium, Total	BA	LYMW11	4/2/2014 16:45	0.068		mg/L			280-53846-1	2	NO	DETECTED
METALS	SW6020	Barium, Total	BA	LYMW11	1/24/2014 15:55	0.081		mg/L			280-51519-1	2	NO	DETECTED
METALS	SW6020	Silver, Total	AG	LYMW11	4/2/2014 16:45		0.000033	mg/L	U		280-53846-1	0.1	ND	NO
METALS	SW6020	Beryllium, Total	BE	LYMW11	4/2/2014 16:45		0.00008	mg/L	U		280-53846-1	0.004	ND	NO
METALS	SW6020	Arsenic, Total	AS	LYMW11	4/2/2014 16:45	0.00056		mg/L	J	J	280-53846-1	0.01	NO	DETECTED
METALS	SW6020	Beryllium, Total	BE	LYMW11	1/24/2014 15:55		0.00008	mg/L	U		280-51519-1	0.004	ND	NO
METALS	SW6020	Silver, Total	AG	LYMW11	1/24/2014 15:55		0.000033	mg/L	U		280-51519-1	0.1	ND	NO
METALS	SW6020	Arsenic, Total	AS	LYMW11	1/24/2014 15:55	0.00044		mg/L	J	J	280-51519-1	0.01	NO	DETECTED
SVOC	SW 8270C	Di-n-octylphthalate	00117-84-0	LYMW11	4/2/2014 16:45		0.00034	mg/L	U		280-53846-1	0.016	ND	NO
SVOC	SW 8270C	2,4-Dinitrotoluene	00121-14-2	LYMW11	1/24/2014 15:55		0.0016	mg/L	U		280-51519-1	0.0729	ND	NO
SVOC	SW 8270C	1,2,4-Trichlorobenzene	00120-82-1	LYMW11	1/24/2014 15:55		0.00027	mg/L	U		280-51519-1	0.07	ND	NO
SVOC	SW 8270C	1,2,4-Trichlorobenzene	00120-82-1	LYMW11	4/2/2014 16:45		0.00027	mg/L	U		280-53846-1	0.07	ND	NO
SVOC	SW 8270C	2,4-Dinitrotoluene	00121-14-2	LYMW11	4/2/2014 16:45		0.0016	mg/L	U		280-53846-1	0.0729	ND	NO
SVOC	SW 8270C	Pyridine	00110-86-1	LYMW11	4/2/2014 16:45		0.0017	mg/L	U		280-53846-1	0.0365	ND	NO
SVOC	SW 8270C	Bis(2-ethylhexyl)phthalate	00117-81-7	LYMW11	1/24/2014 15:55		0.00055	mg/L	U		280-51519-1	0.006	ND	NO
SVOC	SW 8270C	N-Nitrosodi-n-propylamine	00621-64-7	LYMW11	1/24/2014 15:55		0.00034	mg/L	U		280-51519-1	0.0000122	ND	YES
SVOC	SW 8270C	Di-n-octylphthalate	00117-84-0	LYMW11	1/24/2014 15:55		0.00034	mg/L	U		280-51519-1	0.016	ND	NO
SVOC	SW 8270C	2,6-Dinitrotoluene	00606-20-2	LYMW11	4/2/2014 16:45		0.0018	mg/L	U		280-53846-1	0.0365	ND	NO
SVOC	SW 8270C	N-Nitrosodi-n-propylamine	00621-64-7	LYMW11	4/2/2014 16:45		0.00034	mg/L	U		280-53846-1	0.0000122	ND	YES
GENERAL	SW 8015C-DRO	TPH DRO	TEH1	LYMW11	4/2/2014 16:45	2		mg/L			280-53846-1	1.1	YES	DETECTED
SVOC	SW 8270C	2,6-Dinitrotoluene	00606-20-2	LYMW11	1/24/2014 15:55		0.0018	mg/L	U		280-51519-1	0.0365	ND	NO
GENERAL	SW 8015C_GRO	TPH GRO	TVH1	LYMW11	4/2/2014 16:45	0.24		mg/L			280-53846-1	7.3	NO	DETECTED
GENERAL	SW 8015C-DRO	TPH DRO	TEH1	LYMW11	1/24/2014 15:55	1.8		mg/L			280-51519-1	1.1	YES	DETECTED
METALS	SW 7470A	Mercury, Dissolved	DHG	LYMW11	4/2/2014 16:45		0.000027	mg/L	U		280-53846-1	0.002	ND	NO
METALS	SW 7470A	Mercury, Dissolved	DHG	LYMW11	1/24/2014 15:55		0.000027	mg/L	U		280-51519-1	0.002	ND	NO
METALS	SW 7470A	Mercury, Total	HG	LYMW11	4/2/2014 16:45		0.000027	mg/L	U		280-53846-1	0.002	ND	NO
METALS	SW 7470A	Mercury, Total	HG	LYMW11	1/24/2014 15:55		0.000027	mg/L	U		280-51519-1	0.002	ND	NO
GENERAL	SW 8015C_GRO	TPH GRO	TVH1	LYMW11	1/24/2014 15:55	0.15		mg/L			280-51519-1	7.3	NO	DETECTED
METALS	SW 6010B	Calcium, Total	CA	LYMW11	1/24/2014 15:55	340		mg/L			280-51519-1	0.005	YES	DETECTED
METALS	SW 6010B	Magnesium, Total	MG	LYMW11	4/2/2014 16:45	270		mg/L			280-53846-1		NA	NA
METALS	SW 6010B	Magnesium, Total	MG	LYMW11	1/24/2014 15:55	290		mg/L			280-51519-1		NA	NA
METALS	SW 6010B	Iron, Total	FE	LYMW11	4/2/2014 16:45	19		mg/L			280-53846-1	25.5	NO	DETECTED

TABLE 3-9. GROUNDWATER POINT-BY-POINT CONSTITUENT OF CONCERN (COC) SCREEN
WYOMING DEPARTMENT OF ENVIRONMENTAL QUALITY, LARAMIE FORMER YTTRIUM PLANT, LARAMIE, WYOMING

CATEGORY	METHOD	ANALYTE	TRI-CAS	SAMPLE ID	DATE/TIME SAMPLED	DETECTED RESULT	NON-DETECTED RESULT (METHOD DETECTION LIMIT (MDL))	UNITS	LAB QUALIFIER	DATA VALIDATION QUALIFIER	LABORATORY DATA SET NUMBER	WATER CLEAN-UP LEVEL - FACT SHEET #13 (mg/L)	IS DETECT VALUE > SCREENING LEVEL	IS MDL > SCREENING LEVEL
METALS	SW 6010B	Potassium, Total	K	LYMW11	4/2/2014 16:45	7.8		mg/L			280-53846-1		NA	NA
METALS	SW 6010B	Sodium, Total	NA	LYMW11	4/2/2014 16:45	300		mg/L	B		280-53846-1		NA	NA
METALS	SW 6010B	Iron, Total	FE	LYMW11	1/24/2014 15:55	19		mg/L			280-51519-1	25.5	NO	DETECTED
METALS	SW 6010B	Sodium, Total	NA	LYMW11	1/24/2014 15:55	330		mg/L			280-51519-1		NA	NA
METALS	SW 6010B	Potassium, Total	K	LYMW11	1/24/2014 15:55	8.6		mg/L			280-51519-1		NA	NA
METALS	SW 6010B	Iron, Dissolved	DFE	LYMW11	1/24/2014 15:55	0.099		mg/L	J	J	280-51519-1	25.5	NO	DETECTED
METALS	SW 6010B	Iron, Dissolved	DFE	LYMW11	4/2/2014 16:45	17		mg/L			280-53846-1	25.5	NO	DETECTED
METALS	SW 6010B	Sodium, Dissolved	DNA	LYMW11	1/24/2014 15:55	320		mg/L			280-51519-1		NA	NA
METALS	SW 6010B	Sodium, Dissolved	DNA	LYMW11	4/2/2014 16:45	300		mg/L			280-53846-1		NA	NA
METALS	SW 6010B	Calcium, Dissolved	DCA	LYMW11	4/2/2014 16:45	310		mg/L			280-53846-1	0.005	YES	DETECTED
METALS	SW 6010B	Calcium, Dissolved	DCA	LYMW11	1/24/2014 15:55	320		mg/L			280-51519-1	0.005	YES	DETECTED
METALS	SW 6010B	Boron, Dissolved	DB	LYMW11	4/2/2014 16:45	2.4		mg/L			280-53846-1	0.75	YES	DETECTED
METALS	SW 6010B	Boron, Dissolved	DB	LYMW11	1/24/2014 15:55	2.5		mg/L			280-51519-1	0.75	YES	DETECTED
METALS	SW 6010B	Potassium, Dissolved	DK	LYMW11	4/2/2014 16:45	7.5		mg/L			280-53846-1		NA	NA
METALS	SW 6010B	Potassium, Dissolved	DK	LYMW11	1/24/2014 15:55	7.8		mg/L			280-51519-1		NA	NA
METALS	SW 6010B	Magnesium, Dissolved	DMG	LYMW11	1/24/2014 15:55	290		mg/L			280-51519-1		NA	NA
METALS	SW 6010B	Magnesium, Dissolved	DMG	LYMW11	4/2/2014 16:45	260		mg/L			280-53846-1		NA	NA
METALS	SW 6010B	Boron, Total	B	LYMW11	1/24/2014 15:55	2.5		mg/L			280-51519-1	0.75	YES	DETECTED
METALS	SW 6010B	Boron, Total	B	LYMW11	4/2/2014 16:45	2.3		mg/L			280-53846-1	0.75	YES	DETECTED
METALS	SW 6010B	Aluminum, Total	AL	LYMW11	4/2/2014 16:45		0.018	mg/L	U		280-53846-1	36.5	ND	NO
METALS	SW 6010B	Calcium, Total	CA	LYMW11	4/2/2014 16:45	310		mg/L			280-53846-1	0.005	YES	DETECTED
METALS	SW 6010B	Aluminum, Dissolved	DAL	LYMW11	1/24/2014 15:55		0.018	mg/L	U		280-51519-1	36.5	ND	NO
METALS	SW 6010B	Aluminum, Dissolved	DAL	LYMW11	4/2/2014 16:45		0.018	mg/L	U		280-53846-1	36.5	ND	NO
METALS	SW 6010B	Aluminum, Dissolved	DAL	LYMW11	4/2/2014 16:45		0.018	mg/L	U		280-53846-1	36.5	ND	NO
METALS	SW 6010B	Aluminum, Total	AL	LYMW11	1/24/2014 15:55	0.032		mg/L	J	J	280-51519-1	36.5	NO	DETECTED
GENERAL	SM 2540C	Solids, Total Dissolved	TDS	LYMW11	1/24/2014 15:55	3400		mg/L			280-51519-1	500	YES	DETECTED
GENERAL	General	Turbidity, Field	TURBIDITY_FIELD	LYMW11	4/2/2014 16:30	1.2		NTU			Web Entry		NA	NA
GENERAL	General	pH	PH	LYMW11	1/24/2014 15:55	6.96		Std Units			Web Entry		NA	NA
GENERAL	General	Redox	REDOX	LYMW11	1/24/2014 15:55	-96		mV			Web Entry		NA	NA
GENERAL	SM 2540C	Solids, Total Dissolved	TDS	LYMW11	4/2/2014 16:45	3200		mg/L			280-53846-1	500	YES	DETECTED
GENERAL	General	Turbidity, Field	TURBIDITY_FIELD	LYMW11	1/24/2014 15:55	11.7		NTU			Web Entry		NA	NA
GENERAL	General	Oxygen, Dissolved	O2_DIS	LYMW11	4/2/2014 16:30	0.02		mg/L			Web Entry		NA	NA
GENERAL	General	Oxygen, Dissolved	O2_DIS	LYMW11	1/24/2014 15:55	0.08		mg/L			Web Entry		NA	NA
GENERAL	General	Temperature	TEMP	LYMW11	4/2/2014 16:30	5.7		oC			Web Entry		NA	NA
GENERAL	General	Temperature	TEMP	LYMW11	1/24/2014 15:55	7.24		oC			Web Entry		NA	NA
GENERAL	General	Conductance Field	SPCON_F	LYMW11	4/2/2014 16:30	2359		uS/cm			Web Entry		NA	NA
GENERAL	General	pH	PH	LYMW11	4/2/2014 16:30	7.21		Std Units			Web Entry		NA	NA
GENERAL	General	Conductance Field	SPCON_F	LYMW11	1/24/2014 15:55	2643		uS/cm			Web Entry		NA	NA
GENERAL	General	Redox	REDOX	LYMW11	4/2/2014 16:30	-285		mV			Web Entry		NA	NA
GENERAL	20B	Calcium, Total	CA	LYMW11	4/2/2014 16:45	300		mg/L			280-53846-1	0.005	YES	DETECTED
GENERAL	20B	Calcium, Total	CA	LYMW11	1/24/2014 15:55	320		mg/L			280-51519-1	0.005	YES	DETECTED
GENERAL	20B	Magnesium, Total	MG	LYMW11	4/2/2014 16:45	260		mg/L			280-53846-1		NA	NA
GENERAL	20B	Sodium, Total	NA	LYMW11	4/2/2014 16:45	300		mg/L			280-53846-1		NA	NA
GENERAL	20B	Sodium, Total	NA	LYMW11	1/24/2014 15:55	320		mg/L			280-51519-1		NA	NA
GENERAL	20B	Magnesium, Total	MG	LYMW11	1/24/2014 15:55	290		mg/L			280-51519-1		NA	NA
GENERAL	20B	Sodium Adsorption Ratio	SAR	LYMW11	4/2/2014 16:45	3		unitless			280-53846-1		NA	NA
GENERAL	20B	Sodium Adsorption Ratio	SAR	LYMW11	1/24/2014 15:55	3.2		unitless			280-51519-1		NA	NA
GENERAL	20B	Sodium Adsorption Ratio	SAR	LYMW12	1/23/2014 13:30	2.3		unitless			280-51471-1		NA	NA
GENERAL	20B	Sodium Adsorption Ratio	SAR	LYMW12	4/1/2014 12:00	2.3		unitless			280-53804-1		NA	NA

TABLE 3-9. GROUNDWATER POINT-BY-POINT CONSTITUENT OF CONCERN (COC) SCREEN
WYOMING DEPARTMENT OF ENVIRONMENTAL QUALITY, LARAMIE FORMER YTTRIUM PLANT, LARAMIE, WYOMING

CATEGORY	METHOD	ANALYTE	TRI-CAS	SAMPLE ID	DATE/TIME SAMPLED	DETECTED RESULT	NON-DETECTED RESULT (METHOD DETECTION LIMIT (MDL))	UNITS	LAB QUALIFIER	DATA VALIDATION QUALIFIER	LABORATORY DATA SET NUMBER	WATER CLEAN-UP LEVEL - FACT SHEET #13 (mg/L)	IS DETECT VALUE > SCREENING LEVEL	IS MDL > SCREENING LEVEL
GENERAL	20B	Sodium, Total	NA	LYMW12	1/23/2014 13:30	210		mg/L			280-51471-1		NA	NA
GENERAL	20B	Magnesium, Total	MG	LYMW12	1/23/2014 13:30	230		mg/L			280-51471-1		NA	NA
GENERAL	20B	Sodium, Total	NA	LYMW12	4/1/2014 12:00	210		mg/L			280-53804-1		NA	NA
GENERAL	20B	Calcium, Total	CA	LYMW12	1/23/2014 13:30	250		mg/L			280-51471-1	0.005	YES	DETECTED
GENERAL	20B	Calcium, Total	CA	LYMW12	4/1/2014 12:00	240		mg/L			280-53804-1	0.005	YES	DETECTED
GENERAL	20B	Magnesium, Total	MG	LYMW12	4/1/2014 12:00	220		mg/L			280-53804-1		NA	NA
GENERAL	General	Conductance Field	SPCON_F	LYMW12	1/23/2014 13:30	2027		uS/cm			Web Entry		NA	NA
GENERAL	General	pH	PH	LYMW12	4/1/2014 11:43	7.19		Std Units			Web Entry		NA	NA
GENERAL	General	Temperature	TEMP	LYMW12	1/23/2014 13:30	6.78		oC			Web Entry		NA	NA
GENERAL	General	Temperature	TEMP	LYMW12	4/1/2014 11:43	6.39		oC			Web Entry		NA	NA
GENERAL	General	Oxygen, Dissolved	O2_DIS	LYMW12	4/1/2014 11:43	0.04		mg/L			Web Entry		NA	NA
GENERAL	General	Conductance Field	SPCON_F	LYMW12	4/1/2014 11:43	1905		uS/cm			Web Entry		NA	NA
GENERAL	General	Oxygen, Dissolved	O2_DIS	LYMW12	1/23/2014 13:30	-0.05		mg/L			Web Entry		NA	NA
GENERAL	General	Redox	REDOX	LYMW12	1/23/2014 13:30	0		mV			Web Entry		NA	NA
GENERAL	General	pH	PH	LYMW12	1/23/2014 13:30	6.98		Std Units			Web Entry		NA	NA
GENERAL	General	Redox	REDOX	LYMW12	4/1/2014 11:43	-26		mV			Web Entry		NA	NA
GENERAL	General	Turbidity, Field	TURBIDITY_FIELD	LYMW12	1/23/2014 13:30	20.5		NTU			Web Entry		NA	NA
GENERAL	General	Turbidity, Field	TURBIDITY_FIELD	LYMW12	4/1/2014 11:43	685-6		NTU			Web Entry		NA	NA
METALS	SW 6010B	Aluminum, Total	AL	LYMW12	4/1/2014 12:00	0.056		mg/L	J ^	J	280-53804-1	36.5	NO	DETECTED
GENERAL	SM 2540C	Solids, Total Dissolved	TDS	LYMW12	1/23/2014 13:30	2600		mg/L			280-51471-1	500	YES	DETECTED
METALS	SW 6010B	Aluminum, Total	AL	LYMW12	1/23/2014 13:30	0.15		mg/L			280-51471-1	36.5	NO	DETECTED
METALS	SW 6010B	Calcium, Total	CA	LYMW12	4/1/2014 12:00	260		mg/L			280-53804-1	0.005	YES	DETECTED
METALS	SW 6010B	Aluminum, Dissolved	DAL	LYMW12	1/23/2014 13:30		0.018	mg/L	U		280-51471-1	36.5	ND	NO
METALS	SW 6010B	Aluminum, Dissolved	DAL	LYMW12	4/1/2014 12:00		0.018	mg/L	U		280-53804-1	36.5	ND	NO
METALS	SW 6010B	Boron, Total	B	LYMW12	4/1/2014 12:00	2		mg/L	B		280-53804-1	0.75	YES	DETECTED
METALS	SW 6010B	Boron, Total	B	LYMW12	1/23/2014 13:30	1.8		mg/L			280-51471-1	0.75	YES	DETECTED
METALS	SW 6010B	Magnesium, Dissolved	DMG	LYMW12	1/23/2014 13:30	230		mg/L			280-51471-1		NA	NA
METALS	SW 6010B	Magnesium, Dissolved	DMG	LYMW12	4/1/2014 12:00	220		mg/L			280-53804-1		NA	NA
METALS	SW 6010B	Boron, Dissolved	DB	LYMW12	1/23/2014 13:30	1.9		mg/L			280-51471-1	0.75	YES	DETECTED
METALS	SW 6010B	Potassium, Dissolved	DK	LYMW12	4/1/2014 12:00	5.4		mg/L			280-53804-1		NA	NA
METALS	SW 6010B	Potassium, Dissolved	DK	LYMW12	1/23/2014 13:30	5.7		mg/L			280-51471-1		NA	NA
METALS	SW 6010B	Calcium, Dissolved	DCA	LYMW12	1/23/2014 13:30	260		mg/L			280-51471-1	0.005	YES	DETECTED
METALS	SW 6010B	Boron, Dissolved	DB	LYMW12	4/1/2014 12:00	1.9		mg/L			280-53804-1	0.75	YES	DETECTED
METALS	SW 6010B	Calcium, Dissolved	DCA	LYMW12	4/1/2014 12:00	250		mg/L			280-53804-1	0.005	YES	DETECTED
METALS	SW 6010B	Sodium, Dissolved	DNA	LYMW12	4/1/2014 12:00	210		mg/L			280-53804-1		NA	NA
METALS	SW 6010B	Sodium, Dissolved	DNA	LYMW12	1/23/2014 13:30	210		mg/L			280-51471-1		NA	NA
METALS	SW 6010B	Iron, Dissolved	DFE	LYMW12	1/23/2014 13:30	1.7		mg/L			280-51471-1	25.5	NO	DETECTED
METALS	SW 6010B	Iron, Dissolved	DFE	LYMW12	4/1/2014 12:00	0.99		mg/L		J	280-53804-1	25.5	NO	DETECTED
METALS	SW 6010B	Iron, Total	FE	LYMW12	1/23/2014 13:30	2.7		mg/L			280-51471-1	25.5	NO	DETECTED
METALS	SW 6010B	Iron, Total	FE	LYMW12	4/1/2014 12:00	2.9		mg/L			280-53804-1	25.5	NO	DETECTED
METALS	SW 6010B	Potassium, Total	K	LYMW12	1/23/2014 13:30	5.6		mg/L			280-51471-1		NA	NA
METALS	SW 6010B	Potassium, Total	K	LYMW12	4/1/2014 12:00	5.3		mg/L			280-53804-1		NA	NA
METALS	SW 6010B	Sodium, Total	NA	LYMW12	4/1/2014 12:00	220		mg/L			280-53804-1		NA	NA
METALS	SW 6010B	Sodium, Total	NA	LYMW12	1/23/2014 13:30	210		mg/L			280-51471-1		NA	NA
METALS	SW 6010B	Magnesium, Total	MG	LYMW12	4/1/2014 12:00	220		mg/L			280-53804-1		NA	NA
METALS	SW 6010B	Magnesium, Total	MG	LYMW12	1/23/2014 13:30	220		mg/L			280-51471-1		NA	NA
METALS	SW 6010B	Calcium, Total	CA	LYMW12	1/23/2014 13:30	260		mg/L			280-51471-1	0.005	YES	DETECTED

TABLE 3-9. GROUNDWATER POINT-BY-POINT CONSTITUENT OF CONCERN (COC) SCREEN
WYOMING DEPARTMENT OF ENVIRONMENTAL QUALITY, LARAMIE FORMER YTTRIUM PLANT, LARAMIE, WYOMING

CATEGORY	METHOD	ANALYTE	TRI-CAS	SAMPLE ID	DATE/TIME SAMPLED	DETECTED RESULT	NON-DETECTED RESULT (METHOD DETECTION LIMIT (MDL))	UNITS	LAB QUALIFIER	DATA VALIDATION QUALIFIER	LABORATORY DATA SET NUMBER	WATER CLEAN-UP LEVEL - FACT SHEET #13 (mg/L)	IS DETECT VALUE > SCREENING LEVEL	IS MDL > SCREENING LEVEL
GENERAL	SW 8015C_GRO	TPH GRO	TVH1	LYMW12	1/23/2014 13:30	0.043		mg/L			280-51471-1	7.3	NO	DETECTED
METALS	SW 7470A	Mercury, Total	HG	LYMW12	1/23/2014 13:30		0.000027	mg/L	U		280-51471-1	0.002	ND	NO
METALS	SW 7470A	Mercury, Dissolved	DHG	LYMW12	1/23/2014 13:30		0.000027	mg/L	U		280-51471-1	0.002	ND	NO
METALS	SW 7470A	Mercury, Total	HG	LYMW12	4/1/2014 12:00		0.000027	mg/L	U		280-53804-1	0.002	ND	NO
METALS	SW 7470A	Mercury, Dissolved	DHG	LYMW12	4/1/2014 12:00		0.000027	mg/L	U		280-53804-1	0.002	ND	NO
GENERAL	SW 8015C_GRO	TPH GRO	TVH1	LYMW12	4/1/2014 12:00		0.01	mg/L	U		280-53804-1	7.3	ND	NO
GENERAL	SW 8015C-DRO	TPH DRO	TEH1	LYMW12	4/1/2014 12:00	0.18		mg/L	J	J	280-53804-1	1.1	NO	DETECTED
GENERAL	SW 8015C-DRO	TPH DRO	TEH1	LYMW12	1/23/2014 13:30	0.27		mg/L			280-51471-1	1.1	NO	DETECTED
SVOC	SW 8270C	2,6-Dinitrotoluene	00606-20-2	LYMW12	1/23/2014 13:30		0.002	mg/L	U		280-51471-1	0.0365	ND	NO
SVOC	SW 8270C	2,6-Dinitrotoluene	00606-20-2	LYMW12	4/1/2014 12:00		0.0018	mg/L	U		280-53804-1	0.0365	ND	NO
SVOC	SW 8270C	Di-n-octylphthalate	00117-84-0	LYMW12	1/23/2014 13:30		0.00037	mg/L	U		280-51471-1	0.016	ND	NO
SVOC	SW 8270C	Di-n-octylphthalate	00117-84-0	LYMW12	4/1/2014 12:00		0.00033	mg/L	U		280-53804-1	0.016	ND	NO
SVOC	SW 8270C	Bis(2-ethylhexyl)phthalate	00117-81-7	LYMW12	4/1/2014 12:00		0.00053	mg/L	U		280-53804-1	0.006	ND	NO
SVOC	SW 8270C	Bis(2-ethylhexyl)phthalate	00117-81-7	LYMW12	1/23/2014 13:30		0.00059	mg/L	U		280-51471-1	0.006	ND	NO
SVOC	SW 8270C	N-Nitrosodi-n-propylamine	00621-64-7	LYMW12	4/1/2014 12:00		0.00033	mg/L	U		280-53804-1	0.0000122	ND	YES
SVOC	SW 8270C	N-Nitrosodi-n-propylamine	00621-64-7	LYMW12	1/23/2014 13:30		0.00037	mg/L	U		280-51471-1	0.0000122	ND	YES
SVOC	SW 8270C	1,2,4-Trichlorobenzene	00120-82-1	LYMW12	4/1/2014 12:00		0.00027	mg/L	U		280-53804-1	0.07	ND	NO
SVOC	SW 8270C	1,2,4-Trichlorobenzene	00120-82-1	LYMW12	1/23/2014 13:30		0.00029	mg/L	U		280-51471-1	0.07	ND	NO
SVOC	SW 8270C	2,4-Dinitrotoluene	00121-14-2	LYMW12	1/23/2014 13:30		0.0017	mg/L	U		280-51471-1	0.0729	ND	NO
SVOC	SW 8270C	2,4-Dinitrotoluene	00121-14-2	LYMW12	4/1/2014 12:00		0.0016	mg/L	U		280-53804-1	0.0729	ND	NO
METALS	SW6020	Arsenic, Total	AS	LYMW12	1/23/2014 13:30		0.00033	mg/L	U		280-51471-1	0.01	ND	NO
METALS	SW6020	Arsenic, Total	AS	LYMW12	4/1/2014 12:00		0.00033	mg/L	U		280-53804-1	0.01	ND	NO
METALS	SW6020	Silver, Total	AG	LYMW12	1/23/2014 13:30		0.000033	mg/L	U		280-51471-1	0.1	ND	NO
METALS	SW6020	Silver, Total	AG	LYMW12	4/1/2014 12:00		0.000033	mg/L	U		280-53804-1	0.1	ND	NO
METALS	SW6020	Beryllium, Total	BE	LYMW12	1/23/2014 13:30		0.00008	mg/L	U		280-51471-1	0.004	ND	NO
METALS	SW6020	Barium, Total	BA	LYMW12	4/1/2014 12:00	0.022		mg/L			280-53804-1	2	NO	DETECTED
METALS	SW6020	Copper, Total	CU	LYMW12	1/23/2014 13:30		0.00056	mg/L	U		280-51471-1	1.3	ND	NO
METALS	SW6020	Barium, Total	BA	LYMW12	1/23/2014 13:30	0.031		mg/L			280-51471-1	2	NO	DETECTED
METALS	SW6020	Beryllium, Total	BE	LYMW12	4/1/2014 12:00		0.00008	mg/L	U		280-53804-1	0.004	ND	NO
METALS	SW6020	Chromium, Total	CR	LYMW12	1/23/2014 13:30		0.0005	mg/L	U		280-51471-1	0.1	ND	NO
METALS	SW6020	Chromium, Total	CR	LYMW12	4/1/2014 12:00		0.0005	mg/L	U		280-53804-1	0.1	ND	NO
METALS	SW6020	Copper, Total	CU	LYMW12	4/1/2014 12:00		0.00056	mg/L	U		280-53804-1	1.3	ND	NO
METALS	SW6020	Silver, Dissolved	DAG	LYMW12	1/23/2014 13:30		0.000033	mg/L	U		280-51471-1	0.1	ND	NO
METALS	SW6020	Silver, Dissolved	DAG	LYMW12	4/1/2014 12:00		0.000033	mg/L	U		280-53804-1	0.1	ND	NO
METALS	SW6020	Arsenic, Dissolved	DAS	LYMW12	1/23/2014 13:30		0.00033	mg/L	U		280-51471-1	0.01	ND	NO
METALS	SW6020	Arsenic, Dissolved	DAS	LYMW12	4/1/2014 12:00		0.00033	mg/L	U		280-53804-1	0.01	ND	NO
METALS	SW6020	Cadmium, Total	CD	LYMW12	1/23/2014 13:30		0.0001	mg/L	U		280-51471-1	0.005	ND	NO
METALS	SW6020	Cadmium, Total	CD	LYMW12	4/1/2014 12:00		0.0001	mg/L	U		280-53804-1	0.005	ND	NO
METALS	SW6020	Cobalt, Total	CO	LYMW12	1/23/2014 13:30	0.0012		mg/L			280-51471-1	0.0109	NO	DETECTED
METALS	SW6020	Cobalt, Total	CO	LYMW12	4/1/2014 12:00	0.00095		mg/L	J	J	280-53804-1	0.0109	NO	DETECTED
METALS	SW6020	Zinc, Total	ZN	LYMW12	4/1/2014 12:00	0.003		mg/L	J	J	280-53804-1	5	NO	DETECTED
METALS	SW6020	Vanadium, Total	VA	LYMW12	1/23/2014 13:30	0.005		mg/L	J B	U	280-51471-1	0.255	NO	DETECTED
METALS	SW6020	Zinc, Total	ZN	LYMW12	1/23/2014 13:30	0.0022		mg/L	J	J	280-51471-1	5	NO	DETECTED
METALS	SW6020	Vanadium, Total	VA	LYMW12	4/1/2014 12:00		0.0005	mg/L	U		280-53804-1	0.255	ND	NO
METALS	SW6020	Manganese, Total	MN	LYMW12	1/23/2014 13:30	0.4		mg/L			280-51471-1	0.05	YES	DETECTED
METALS	SW6020	Manganese, Total	MN	LYMW12	4/1/2014 12:00	0.36		mg/L	B		280-53804-1	0.05	YES	DETECTED

TABLE 3-9. GROUNDWATER POINT-BY-POINT CONSTITUENT OF CONCERN (COC) SCREEN
WYOMING DEPARTMENT OF ENVIRONMENTAL QUALITY, LARAMIE FORMER YTTRIUM PLANT, LARAMIE, WYOMING

CATEGORY	METHOD	ANALYTE	TRI-CAS	SAMPLE ID	DATE/TIME SAMPLED	DETECTED RESULT	NON-DETECTED RESULT (METHOD DETECTION LIMIT (MDL))	UNITS	LAB QUALIFIER	DATA VALIDATION QUALIFIER	LABORATORY DATA SET NUMBER	WATER CLEAN-UP LEVEL - FACT SHEET #13 (mg/L)	IS DETECT VALUE > SCREENING LEVEL	IS MDL > SCREENING LEVEL
METALS	SW6020	Lead, Total	PB	LYMW12	1/23/2014 13:30		0.00018	mg/L	U		280-51471-1	0.015	ND	NO
METALS	SW6020	Lead, Total	PB	LYMW12	4/1/2014 12:00		0.00018	mg/L	U		280-53804-1	0.015	ND	NO
METALS	SW6020	Nickel, Total	NI	LYMW12	4/1/2014 12:00	0.0029		mg/L			280-53804-1	0.729	NO	DETECTED
METALS	SW6020	Selenium, Total	SE	LYMW12	1/23/2014 13:30		0.0007	mg/L	U		280-51471-1	0.05	ND	NO
METALS	SW6020	Selenium, Total	SE	LYMW12	4/1/2014 12:00		0.0007	mg/L	U		280-53804-1	0.05	ND	NO
METALS	SW6020	Nickel, Total	NI	LYMW12	1/23/2014 13:30	0.0028		mg/L			280-51471-1	0.729	NO	DETECTED
METALS	SW6020	Antimony, Total	SB	LYMW12	1/23/2014 13:30		0.0004	mg/L	U		280-51471-1	0.006	ND	NO
METALS	SW6020	Antimony, Total	SB	LYMW12	4/1/2014 12:00		0.0004	mg/L	U		280-53804-1	0.006	ND	NO
METALS	SW6020	Thallium, Total	TL	LYMW12	4/1/2014 12:00		0.00005	mg/L	U		280-53804-1	0.002	ND	NO
METALS	SW6020	Copper, Dissolved	DCU	LYMW12	1/23/2014 13:30		0.00056	mg/L	U		280-51471-1	1.3	ND	NO
METALS	SW6020	Copper, Dissolved	DCU	LYMW12	4/1/2014 12:00		0.00056	mg/L	U		280-53804-1	1.3	ND	NO
METALS	SW6020	Thallium, Total	TL	LYMW12	1/23/2014 13:30		0.00005	mg/L	U		280-51471-1	0.002	ND	NO
METALS	SW6020	Chromium, Dissolved	DCR	LYMW12	1/23/2014 13:30		0.0005	mg/L	U		280-51471-1	0.1	ND	NO
METALS	SW6020	Chromium, Dissolved	DCR	LYMW12	4/1/2014 12:00		0.0005	mg/L	U		280-53804-1	0.1	ND	NO
METALS	SW6020	Cobalt, Dissolved	DCO	LYMW12	1/23/2014 13:30	0.0013		mg/L			280-51471-1	0.0109	NO	DETECTED
METALS	SW6020	Cobalt, Dissolved	DCO	LYMW12	4/1/2014 12:00	0.00099		mg/L	J	J	280-53804-1	0.0109	NO	DETECTED
METALS	SW6020	Cadmium, Dissolved	DCD	LYMW12	1/23/2014 13:30		0.0001	mg/L	U		280-51471-1	0.005	ND	NO
METALS	SW6020	Cadmium, Dissolved	DCD	LYMW12	4/1/2014 12:00		0.0001	mg/L	U		280-53804-1	0.005	ND	NO
METALS	SW6020	Manganese, Dissolved	DMN	LYMW12	1/23/2014 13:30	0.42		mg/L			280-51471-1	0.05	YES	DETECTED
METALS	SW6020	Manganese, Dissolved	DMN	LYMW12	4/1/2014 12:00	0.35		mg/L			280-53804-1	0.05	YES	DETECTED
METALS	SW6020	Beryllium, Dissolved	DBE	LYMW12	1/23/2014 13:30		0.0004	mg/L	U		280-51471-1	0.004	ND	NO
METALS	SW6020	Barium, Dissolved	DBA	LYMW12	4/1/2014 12:00	0.019		mg/L			280-53804-1	2	NO	DETECTED
METALS	SW6020	Beryllium, Dissolved	DBE	LYMW12	4/1/2014 12:00		0.00008	mg/L	U		280-53804-1	0.004	ND	NO
METALS	SW6020	Barium, Dissolved	DBA	LYMW12	1/23/2014 13:30	0.028		mg/L			280-51471-1	2	NO	DETECTED
METALS	SW6020	Zinc, Dissolved	DZN	LYMW12	1/23/2014 13:30	0.0028		mg/L	J	J	280-51471-1	5	NO	DETECTED
METALS	SW6020	Zinc, Dissolved	DZN	LYMW12	4/1/2014 12:00		0.002	mg/L	U		280-53804-1	5	ND	NO
METALS	SW6020	Vanadium, Dissolved	DVA	LYMW12	4/1/2014 12:00		0.0005	mg/L	U		280-53804-1	0.255	ND	NO
METALS	SW6020	Vanadium, Dissolved	DVA	LYMW12	1/23/2014 13:30		0.0005	mg/L	U		280-51471-1	0.255	ND	NO
METALS	SW6020	Thallium, Dissolved	DTL	LYMW12	1/23/2014 13:30		0.00005	mg/L	U		280-51471-1	0.002	ND	NO
METALS	SW6020	Selenium, Dissolved	DSE	LYMW12	1/23/2014 13:30		0.0007	mg/L	U		280-51471-1	0.05	ND	NO
METALS	SW6020	Selenium, Dissolved	DSE	LYMW12	4/1/2014 12:00		0.0007	mg/L	U		280-53804-1	0.05	ND	NO
METALS	SW6020	Thallium, Dissolved	DTL	LYMW12	4/1/2014 12:00		0.00005	mg/L	U		280-53804-1	0.002	ND	NO
METALS	SW6020	Antimony, Dissolved	DSB	LYMW12	1/23/2014 13:30		0.0004	mg/L	U		280-51471-1	0.006	ND	NO
METALS	SW6020	Lead, Dissolved	DPB	LYMW12	4/1/2014 12:00		0.00018	mg/L	U		280-53804-1	0.015	ND	NO
METALS	SW6020	Antimony, Dissolved	DSB	LYMW12	4/1/2014 12:00		0.0004	mg/L	U		280-53804-1	0.006	ND	NO
METALS	SW6020	Lead, Dissolved	DPB	LYMW12	1/23/2014 13:30		0.00018	mg/L	U		280-51471-1	0.015	ND	NO
GENERAL	SW 9056A_28D	Sulfate	SULFATE	LYMW12	4/1/2014 12:00	1300		mg/L			280-53804-1	250	YES	DETECTED
METALS	SW6020	Nickel, Dissolved	DNI	LYMW12	1/23/2014 13:30	0.0027		mg/L			280-51471-1	0.729	NO	DETECTED
METALS	SW6020	Nickel, Dissolved	DNI	LYMW12	4/1/2014 12:00	0.0027		mg/L			280-53804-1	0.729	NO	DETECTED
GENERAL	SW 9056_28D	Chloride	CHLORIDE	LYMW12	1/23/2014 13:30	200		mg/L			280-51471-1	250	NO	DETECTED
GENERAL	SW 9056A_28D	Chloride	CHLORIDE	LYMW12	4/1/2014 12:00	170		mg/L			280-53804-1	250	NO	DETECTED
GENERAL	SW 9045C Mod	pH, Laboratory	PH_LAB	LYMW12	1/23/2014 13:30	7		Std Units	HF	J	280-51471-1		NA	NA
GENERAL	SW 9056_28D	Sulfate	SULFATE	LYMW12	1/23/2014 13:30	1300		mg/L			280-51471-1	250	YES	DETECTED
GENERAL	SW 9045C Mod	pH, Laboratory	PH_LAB	LYMW12	4/1/2014 12:00	6.98		Std Units	HF	J	280-53804-1		NA	NA
SVOC	SW 8270C	Pyridine	00110-86-1	LYMW12	1/23/2014 13:30		0.0018	mg/L	U		280-51471-1	0.0365	ND	NO
SVOC	SW 8270C	Pyridine	00110-86-1	LYMW12	4/1/2014 12:00		0.0016	mg/L	U		280-53804-1	0.0365	ND	NO

TABLE 3-9. GROUNDWATER POINT-BY-POINT CONSTITUENT OF CONCERN (COC) SCREEN
WYOMING DEPARTMENT OF ENVIRONMENTAL QUALITY, LARAMIE FORMER YTTRIUM PLANT, LARAMIE, WYOMING

CATEGORY	METHOD	ANALYTE	TRI-CAS	SAMPLE ID	DATE/TIME SAMPLED	DETECTED RESULT	NON-DETECTED RESULT (METHOD DETECTION LIMIT (MDL))	UNITS	LAB QUALIFIER	DATA VALIDATION QUALIFIER	LABORATORY DATA SET NUMBER	WATER CLEAN-UP LEVEL - FACT SHEET #13 (mg/L)	IS DETECT VALUE > SCREENING LEVEL	IS MDL > SCREENING LEVEL
SVOC	SW 8270C	Bis(2-chloroethyl)ether	00111-44-4	LYMW12	4/1/2014 12:00		0.00039	mg/L	U		280-53804-1	0.0000773	ND	YES
SVOC	SW 8270C	Bis(2-chloroethyl)ether	00111-44-4	LYMW12	1/23/2014 13:30		0.00043	mg/L	U		280-51471-1	0.0000773	ND	YES
SVOC	SW 8270C	Phenol	00108-95-2	LYMW12	4/1/2014 12:00		0.0019	mg/L	U		280-53804-1	10.9	ND	NO
SVOC	SW 8270C	Phenol	00108-95-2	LYMW12	1/23/2014 13:30		0.0021	mg/L	U		280-51471-1	10.9	ND	NO
SVOC	SW 8270C	2,4-Dimethylphenol	00105-67-9	LYMW12	1/23/2014 13:30		0.00061	mg/L	U		280-51471-1	0.729	ND	NO
SVOC	SW 8270C	2,4-Dimethylphenol	00105-67-9	LYMW12	4/1/2014 12:00		0.00055	mg/L	U		280-53804-1	0.729	ND	NO
SVOC	SW 8270C	4-Methylphenol	00106-44-5	LYMW12	1/23/2014 13:30		0.00026	mg/L	U		280-51471-1	0.182	ND	NO
SVOC	SW 8270C	4-Methylphenol	00106-44-5	LYMW12	4/1/2014 12:00		0.00024	mg/L	U		280-53804-1	0.182	ND	NO
SVOC	SW 8270C	1,4-Dichlorobenzene	00106-46-7	LYMW12	1/23/2014 13:30		0.00034	mg/L	U		280-51471-1	0.075	ND	NO
SVOC	SW 8270C	1,4-Dichlorobenzene	00106-46-7	LYMW12	4/1/2014 12:00		0.0003	mg/L	U		280-53804-1	0.075	ND	NO
SVOC	SW 8270C	4-Chloroaniline	00106-47-8	LYMW12	4/1/2014 12:00		0.002	mg/L	U		280-53804-1	0.146	ND	NO
SVOC	SW 8270C	4-Chloroaniline	00106-47-8	LYMW12	1/23/2014 13:30		0.0022	mg/L	U		280-51471-1	0.146	ND	NO
SVOC	SW 8270C	3-Methylphenol	00108-39-4	LYMW12	1/23/2014 13:30		0.00026	mg/L	U		280-51471-1	1.82	ND	NO
SVOC	SW 8270C	3-Methylphenol	00108-39-4	LYMW12	4/1/2014 12:00		0.00024	mg/L	U		280-53804-1	1.82	ND	NO
SVOC	SW 8270C	2-Methylphenol	00095-48-7	LYMW12	1/23/2014 13:30		0.001	mg/L	U		280-51471-1	1.82	ND	NO
SVOC	SW 8270C	2-Methylphenol	00095-48-7	LYMW12	4/1/2014 12:00		0.00093	mg/L	U		280-53804-1	1.82	ND	NO
SVOC	SW 8270C	1,2-Dichlorobenzene	00095-50-1	LYMW12	1/23/2014 13:30		0.00024	mg/L	U		280-51471-1	0.6	ND	NO
SVOC	SW 8270C	1,2-Dichlorobenzene	00095-50-1	LYMW12	4/1/2014 12:00		0.00022	mg/L	U		280-53804-1	0.6	ND	NO
SVOC	SW 8270C	Nitrobenzene	00098-95-3	LYMW12	1/23/2014 13:30		0.00085	mg/L	U		280-51471-1	0.0729	ND	NO
SVOC	SW 8270C	Nitrobenzene	00098-95-3	LYMW12	4/1/2014 12:00		0.00077	mg/L	U		280-53804-1	0.0729	ND	NO
SVOC	SW 8270C	Hexachlorobutadiene	00087-68-3	LYMW12	4/1/2014 12:00		0.0031	mg/L	U		280-53804-1	0.00109	ND	YES
SVOC	SW 8270C	Hexachlorobutadiene	00087-68-3	LYMW12	1/23/2014 13:30		0.0035	mg/L	U		280-51471-1	0.00109	ND	YES
SVOC	SW 8270C	3,3-Dichlorobenzidine	00091-94-1	LYMW12	1/23/2014 13:30		0.0021	mg/L	U		280-51471-1	0.000189	ND	YES
SVOC	SW 8270C	3,3-Dichlorobenzidine	00091-94-1	LYMW12	4/1/2014 12:00		0.0019	mg/L	U	UJ	280-53804-1	0.000189	ND	YES
SVOC	SW 8270C	Di-n-butylphthalate	00084-74-2	LYMW12	1/23/2014 13:30		0.0012	mg/L	U		280-51471-1	3.65	ND	NO
SVOC	SW 8270C	Diethylphthalate	00084-66-2	LYMW12	1/23/2014 13:30		0.0004	mg/L	U		280-51471-1	29.2	ND	NO
SVOC	SW 8270C	Diethylphthalate	00084-66-2	LYMW12	4/1/2014 12:00		0.00036	mg/L	U		280-53804-1	29.2	ND	NO
SVOC	SW 8270C	Di-n-butylphthalate	00084-74-2	LYMW12	4/1/2014 12:00		0.0011	mg/L	U		280-53804-1	3.65	ND	NO
SVOC	SW 8270C	Carbazole	00086-74-8	LYMW12	4/1/2014 12:00		0.00041	mg/L	U		280-53804-1		NA	NA
SVOC	SW 8270C	Carbazole	00086-74-8	LYMW12	1/23/2014 13:30		0.00045	mg/L	U		280-51471-1		NA	NA
SVOC	SW 8270C	Butylbenzylphthalate	00085-68-7	LYMW12	1/23/2014 13:30		0.001	mg/L	U		280-51471-1	7.29	ND	NO
SVOC	SW 8270C	N-Nitrosodiphenylamine	00086-30-6	LYMW12	1/23/2014 13:30		0.00046	mg/L	U		280-51471-1	0.0174	ND	NO
SVOC	SW 8270C	Butylbenzylphthalate	00085-68-7	LYMW12	4/1/2014 12:00		0.00095	mg/L	U		280-53804-1	7.29	ND	NO
SVOC	SW 8270C	N-Nitrosodiphenylamine	00086-30-6	LYMW12	4/1/2014 12:00		0.00042	mg/L	U		280-53804-1	0.0174	ND	NO
SVOC	SW 8270C	Hexachlorocyclopentadiene	00077-47-4	LYMW12	1/23/2014 13:30		0.01	mg/L	U		280-51471-1	0.05	ND	NO
SVOC	SW 8270C	Hexachlorocyclopentadiene	00077-47-4	LYMW12	4/1/2014 12:00		0.0095	mg/L	U		280-53804-1	0.05	ND	NO
SVOC	SW 8270C	Isophorone	00078-59-1	LYMW12	4/1/2014 12:00		0.0002	mg/L	U		280-53804-1	0.0895	ND	NO
SVOC	SW 8270C	Isophorone	00078-59-1	LYMW12	1/23/2014 13:30		0.00022	mg/L	U		280-51471-1	0.0895	ND	NO
SVOC	SW 8270C	Hexachloroethane	00067-72-1	LYMW12	1/23/2014 13:30		0.0022	mg/L	U		280-51471-1	0.00608	ND	NO
SVOC	SW 8270C	Hexachloroethane	00067-72-1	LYMW12	4/1/2014 12:00		0.002	mg/L	U		280-53804-1	0.00608	ND	NO
SVOC	SW 8270C-SIM	Benzo(a)pyrene	00050-32-8	LYMW12	1/23/2014 13:30		0.0000054	mg/L	U		280-51471-1	0.0002	ND	NO
SVOC	SW 8270C-SIM	Benzo(a)pyrene	00050-32-8	LYMW12	4/1/2014 12:00		0.0000049	mg/L	U		280-53804-1	0.0002	ND	NO
SVOC	SW 8270C-SIM	Dibenzo(a,h)anthracene	00053-70-3	LYMW12	4/1/2014 12:00		0.0000046	mg/L	U		280-53804-1	0.0000117	ND	NO
SVOC	SW 8270C-SIM	Fluorene	00086-73-7	LYMW12	1/23/2014 13:30		0.00002	mg/L	U		280-51471-1	1.46	ND	NO

TABLE 3-9. GROUNDWATER POINT-BY-POINT CONSTITUENT OF CONCERN (COC) SCREEN
WYOMING DEPARTMENT OF ENVIRONMENTAL QUALITY, LARAMIE FORMER YTTRIUM PLANT, LARAMIE, WYOMING

CATEGORY	METHOD	ANALYTE	TRI-CAS	SAMPLE ID	DATE/TIME SAMPLED	DETECTED RESULT	NON-DETECTED RESULT (METHOD DETECTION LIMIT (MDL))	UNITS	LAB QUALIFIER	DATA VALIDATION QUALIFIER	LABORATORY DATA SET NUMBER	WATER CLEAN-UP LEVEL - FACT SHEET #13 (mg/L)	IS DETECT VALUE > SCREENING LEVEL	IS MDL > SCREENING LEVEL
SVOC	SW 8270C-SIM	Fluorene	00086-73-7	LYMW12	4/1/2014 12:00		0.000018	mg/L	U		280-53804-1	1.46	ND	NO
SVOC	SW 8270C-SIM	Phenanthrene	00085-01-8	LYMW12	4/1/2014 12:00	0.000012		mg/L	J	J	280-53804-1		NA	NA
SVOC	SW 8270C-SIM	Benzo(a)anthracene	00056-55-3	LYMW12	1/23/2014 13:30		0.0000034	mg/L	U		280-51471-1	0.000117	ND	NO
SVOC	SW 8270C-SIM	Dibenzo(a,h)anthracene	00053-70-3	LYMW12	1/23/2014 13:30		0.000005	mg/L	U		280-51471-1	0.0000117	ND	NO
SVOC	SW 8270C-SIM	Benzo(a)anthracene	00056-55-3	LYMW12	4/1/2014 12:00		0.000003	mg/L	U		280-53804-1	0.000117	ND	NO
SVOC	SW 8270C-SIM	Phenanthrene	00085-01-8	LYMW12	1/23/2014 13:30	0.000058		mg/L	J	J	280-51471-1		NA	NA
SVOC	SW 8270C-SIM	Naphthalene	00091-20-3	LYMW12	1/23/2014 13:30	0.000023		mg/L	J	J	280-51471-1	0.729	NO	DETECTED
SVOC	SW 8270C-SIM	Acenaphthene	00083-32-9	LYMW12	4/1/2014 12:00		0.00001	mg/L	U		280-53804-1	2.19	ND	NO
SVOC	SW 8270C-SIM	Acenaphthene	00083-32-9	LYMW12	1/23/2014 13:30		0.000011	mg/L	U		280-51471-1	2.19	ND	NO
SVOC	SW 8270C-SIM	1-Methylnaphthalene	00090-12-0	LYMW12	1/23/2014 13:30	0.00004		mg/L	J	J	280-51471-1	0.00097	NO	DETECTED
SVOC	SW 8270C-SIM	1-Methylnaphthalene	00090-12-0	LYMW12	4/1/2014 12:00		0.0000054	mg/L	U		280-53804-1	0.00097	ND	NO
SVOC	SW 8270C-SIM	2-Methylnaphthalene	00091-57-6	LYMW12	1/23/2014 13:30	0.000057		mg/L	J	J	280-51471-1	0.146	NO	DETECTED
SVOC	SW 8270C-SIM	Naphthalene	00091-20-3	LYMW12	4/1/2014 12:00		0.0000051	mg/L	U		280-53804-1	0.729	ND	NO
SVOC	SW 8270C-SIM	2-Methylnaphthalene	00091-57-6	LYMW12	4/1/2014 12:00		0.0000049	mg/L	U		280-53804-1	0.146	ND	NO
SVOC	SW 8270C-SIM	Dibenzofuran	00132-64-9	LYMW12	1/23/2014 13:30		0.000016	mg/L	U		280-51471-1	0.00058	ND	NO
SVOC	SW 8270C-SIM	Dibenzofuran	00132-64-9	LYMW12	4/1/2014 12:00		0.000014	mg/L	U		280-53804-1	0.00058	ND	NO
SVOC	SW 8270C-SIM	Pyrene	00129-00-0	LYMW12	1/23/2014 13:30		0.0000084	mg/L	U		280-51471-1	1.09	ND	NO
SVOC	SW 8270C-SIM	Pyrene	00129-00-0	LYMW12	4/1/2014 12:00		0.0000077	mg/L	U		280-53804-1	1.09	ND	NO
SVOC	SW 8270C-SIM	Anthracene	00120-12-7	LYMW12	1/23/2014 13:30		0.000015	mg/L	U		280-51471-1	10.9	ND	NO
SVOC	SW 8270C-SIM	Anthracene	00120-12-7	LYMW12	4/1/2014 12:00		0.000013	mg/L	U		280-53804-1	10.9	ND	NO
SVOC	SW 8270C-SIM	Chrysene	00218-01-9	LYMW12	4/1/2014 12:00		0.000003	mg/L	U		280-53804-1	0.0117	ND	NO
SVOC	SW 8270C-SIM	Chrysene	00218-01-9	LYMW12	1/23/2014 13:30		0.0000033	mg/L	U		280-51471-1	0.0117	ND	NO
SVOC	SW 8270C-SIM	Benzo(k)fluoranthene	00207-08-9	LYMW12	4/1/2014 12:00		0.0000048	mg/L	U		280-53804-1	0.00117	ND	NO
SVOC	SW 8270C-SIM	Benzo(k)fluoranthene	00207-08-9	LYMW12	1/23/2014 13:30		0.0000053	mg/L	U		280-51471-1	0.00117	ND	NO
SVOC	SW 8270C-SIM	Acenaphthylene	00208-96-8	LYMW12	1/23/2014 13:30		0.00001	mg/L	U		280-51471-1		NA	NA
SVOC	SW 8270C-SIM	Acenaphthylene	00208-96-8	LYMW12	4/1/2014 12:00		0.0000094	mg/L	U		280-53804-1		NA	NA
SVOC	SW 8270C-SIM	Benzo(g,h,i)perylene	00191-24-2	LYMW12	1/23/2014 13:30		0.0000037	mg/L	U		280-51471-1		NA	NA
SVOC	SW 8270C-SIM	Indeno(1,2,3-cd)pyrene	00193-39-5	LYMW12	1/23/2014 13:30		0.000015	mg/L	U		280-51471-1	0.000117	ND	NO

TABLE 3-9. GROUNDWATER POINT-BY-POINT CONSTITUENT OF CONCERN (COC) SCREEN
WYOMING DEPARTMENT OF ENVIRONMENTAL QUALITY, LARAMIE FORMER YTTRIUM PLANT, LARAMIE, WYOMING

CATEGORY	METHOD	ANALYTE	TRI-CAS	SAMPLE ID	DATE/TIME SAMPLED	DETECTED RESULT	NON-DETECTED RESULT (METHOD DETECTION LIMIT (MDL))	UNITS	LAB QUALIFIER	DATA VALIDATION QUALIFIER	LABORATORY DATA SET NUMBER	WATER CLEAN-UP LEVEL - FACT SHEET #13 (mg/L)	IS DETECT VALUE > SCREENING LEVEL	IS MDL > SCREENING LEVEL
SVOC	SW 8270C-SIM	Benzo(g,h,i)perylene	00191-24-2	LYMW12	4/1/2014 12:00		0.0000034	mg/L	U		280-53804-1		NA	NA
SVOC	SW 8270C-SIM	Indeno(1,2,3-cd)pyrene	00193-39-5	LYMW12	4/1/2014 12:00		0.000014	mg/L	U		280-53804-1	0.000117	ND	NO
SVOC	SW 8270C-SIM	Benzo(b)fluoranthene	00205-99-2	LYMW12	4/1/2014 12:00		0.0000033	mg/L	U		280-53804-1	0.000117	ND	NO
SVOC	SW 8270C-SIM	Benzo(b)fluoranthene	00205-99-2	LYMW12	1/23/2014 13:30		0.0000036	mg/L	U		280-51471-1	0.000117	ND	NO
SVOC	SW 8270C-SIM	Fluoranthene	00206-44-0	LYMW12	1/23/2014 13:30		0.0000047	mg/L	U		280-51471-1	1.46	ND	NO
SVOC	SW 8270C-SIM	Fluoranthene	00206-44-0	LYMW12	4/1/2014 12:00		0.0000043	mg/L	U		280-53804-1	1.46	ND	NO
SVOC	SW 8270C-SIM	Fluoranthene	00206-44-0	LYMW13	4/2/2014 15:15		0.0000043	mg/L	U		280-53846-1	1.46	ND	NO
SVOC	SW 8270C-SIM	Fluoranthene	00206-44-0	LYMW13	1/27/2014 10:25	0.000048		mg/L	J	J	280-51608-1	1.46	NO	DETECTED
SVOC	SW 8270C-SIM	Benzo(b)fluoranthene	00205-99-2	LYMW13	1/27/2014 10:25		0.0000036	mg/L	U		280-51608-1	0.000117	ND	NO
SVOC	SW 8270C-SIM	Benzo(b)fluoranthene	00205-99-2	LYMW13	4/2/2014 15:15		0.0000032	mg/L	U		280-53846-1	0.000117	ND	NO
SVOC	SW 8270C-SIM	Indeno(1,2,3-cd)pyrene	00193-39-5	LYMW13	4/2/2014 15:15		0.000014	mg/L	U		280-53846-1	0.000117	ND	NO
SVOC	SW 8270C-SIM	Indeno(1,2,3-cd)pyrene	00193-39-5	LYMW13	1/27/2014 10:25		0.000015	mg/L	U		280-51608-1	0.000117	ND	NO
SVOC	SW 8270C-SIM	Benzo(g,h,i)perylene	00191-24-2	LYMW13	4/2/2014 15:15		0.0000033	mg/L	U		280-53846-1		NA	NA
SVOC	SW 8270C-SIM	Benzo(g,h,i)perylene	00191-24-2	LYMW13	1/27/2014 10:25		0.0000037	mg/L	U		280-51608-1		NA	NA
SVOC	SW 8270C-SIM	Acenaphthylene	00208-96-8	LYMW13	4/2/2014 15:15		0.0000094	mg/L	U		280-53846-1		NA	NA
SVOC	SW 8270C-SIM	Acenaphthylene	00208-96-8	LYMW13	1/27/2014 10:25	0.000014		mg/L	J	J	280-51608-1		NA	NA
SVOC	SW 8270C-SIM	Benzo(k)fluoranthene	00207-08-9	LYMW13	1/27/2014 10:25		0.0000053	mg/L	U		280-51608-1	0.00117	ND	NO
SVOC	SW 8270C-SIM	Benzo(k)fluoranthene	00207-08-9	LYMW13	4/2/2014 15:15		0.0000048	mg/L	U		280-53846-1	0.00117	ND	NO
SVOC	SW 8270C-SIM	Chrysene	00218-01-9	LYMW13	1/27/2014 10:25	0.000018		mg/L	J	J	280-51608-1	0.0117	NO	DETECTED
SVOC	SW 8270C-SIM	Anthracene	00120-12-7	LYMW13	1/27/2014 10:25	0.00042		mg/L			280-51608-1	10.9	NO	DETECTED
SVOC	SW 8270C-SIM	Chrysene	00218-01-9	LYMW13	4/2/2014 15:15		0.000003	mg/L	U		280-53846-1	0.0117	ND	NO
SVOC	SW 8270C-SIM	Pyrene	00129-00-0	LYMW13	1/27/2014 10:25	0.00034		mg/L			280-51608-1	1.09	NO	DETECTED
SVOC	SW 8270C-SIM	Pyrene	00129-00-0	LYMW13	4/2/2014 15:15	0.00024		mg/L			280-53846-1	1.09	NO	DETECTED
SVOC	SW 8270C-SIM	Dibenzofuran	00132-64-9	LYMW13	1/27/2014 10:25	0.00011		mg/L			280-51608-1	0.00058	NO	DETECTED
SVOC	SW 8270C-SIM	Anthracene	00120-12-7	LYMW13	4/2/2014 15:15		0.000013	mg/L	U		280-53846-1	10.9	ND	NO
SVOC	SW 8270C-SIM	Dibenzofuran	00132-64-9	LYMW13	4/2/2014 15:15	0.00014		mg/L			280-53846-1	0.00058	NO	DETECTED
SVOC	SW 8270C-SIM	Naphthalene	00091-20-3	LYMW13	1/27/2014 10:25	0.00065		mg/L			280-51608-1	0.729	NO	DETECTED
SVOC	SW 8270C-SIM	2-Methylnaphthalene	00091-57-6	LYMW13	1/27/2014 10:25	0.000036		mg/L	J	J	280-51608-1	0.146	NO	DETECTED

TABLE 3-9. GROUNDWATER POINT-BY-POINT CONSTITUENT OF CONCERN (COC) SCREEN
WYOMING DEPARTMENT OF ENVIRONMENTAL QUALITY, LARAMIE FORMER YTTRIUM PLANT, LARAMIE, WYOMING

CATEGORY	METHOD	ANALYTE	TRI-CAS	SAMPLE ID	DATE/TIME SAMPLED	DETECTED RESULT	NON-DETECTED RESULT (METHOD DETECTION LIMIT (MDL))	UNITS	LAB QUALIFIER	DATA VALIDATION QUALIFIER	LABORATORY DATA SET NUMBER	WATER CLEAN-UP LEVEL - FACT SHEET #13 (mg/L)	IS DETECT VALUE > SCREENING LEVEL	IS MDL > SCREENING LEVEL
SVOC	SW 8270C-SIM	2-Methylnaphthalene	00091-57-6	LYMW13	4/2/2014 15:15		0.0000049	mg/L	U		280-53846-1	0.146	ND	NO
SVOC	SW 8270C-SIM	1-Methylnaphthalene	00090-12-0	LYMW13	1/27/2014 10:25	0.000095		mg/L	J	J	280-51608-1	0.00097	NO	DETECTED
SVOC	SW 8270C-SIM	1-Methylnaphthalene	00090-12-0	LYMW13	4/2/2014 15:15		0.0000053	mg/L	U		280-53846-1	0.00097	ND	NO
SVOC	SW 8270C-SIM	Acenaphthene	00083-32-9	LYMW13	1/27/2014 10:25	0.00066		mg/L			280-51608-1	2.19	NO	DETECTED
SVOC	SW 8270C-SIM	Naphthalene	00091-20-3	LYMW13	4/2/2014 15:15	0.00076		mg/L			280-53846-1	0.729	NO	DETECTED
SVOC	SW 8270C-SIM	Phenanthrene	00085-01-8	LYMW13	1/27/2014 10:25	0.000074		mg/L	J	J	280-51608-1		NA	NA
SVOC	SW 8270C-SIM	Acenaphthene	00083-32-9	LYMW13	4/2/2014 15:15	0.00063		mg/L			280-53846-1	2.19	NO	DETECTED
SVOC	SW 8270C-SIM	Phenanthrene	00085-01-8	LYMW13	4/2/2014 15:15		0.0000092	mg/L	U		280-53846-1		NA	NA
SVOC	SW 8270C-SIM	Benzo(a)anthracene	00056-55-3	LYMW13	4/2/2014 15:15		0.000003	mg/L	U		280-53846-1	0.000117	ND	NO
SVOC	SW 8270C-SIM	Benzo(a)anthracene	00056-55-3	LYMW13	1/27/2014 10:25	0.00001		mg/L	J	J	280-51608-1	0.000117	NO	DETECTED
SVOC	SW 8270C-SIM	Fluorene	00086-73-7	LYMW13	1/27/2014 10:25	0.00045		mg/L			280-51608-1	1.46	NO	DETECTED
SVOC	SW 8270C-SIM	Fluorene	00086-73-7	LYMW13	4/2/2014 15:15	0.00055		mg/L			280-53846-1	1.46	NO	DETECTED
SVOC	SW 8270C-SIM	Dibenzo(a,h)anthracene	00053-70-3	LYMW13	1/27/2014 10:25		0.000005	mg/L	U		280-51608-1	0.0000117	ND	NO
SVOC	SW 8270C-SIM	Dibenzo(a,h)anthracene	00053-70-3	LYMW13	4/2/2014 15:15		0.0000045	mg/L	U		280-53846-1	0.0000117	ND	NO
SVOC	SW 8270C-SIM	Benzo(a)pyrene	00050-32-8	LYMW13	4/2/2014 15:15		0.0000048	mg/L	U		280-53846-1	0.0002	ND	NO
SVOC	SW 8270C-SIM	Benzo(a)pyrene	00050-32-8	LYMW13	1/27/2014 10:25		0.0000054	mg/L	U	UJ	280-51608-1	0.0002	ND	NO
SVOC	SW 8270C	Hexachloroethane	00067-72-1	LYMW13	1/27/2014 10:25		0.0022	mg/L	U		280-51608-1	0.00608	ND	NO
SVOC	SW 8270C	Isophorone	00078-59-1	LYMW13	4/2/2014 15:15		0.00022	mg/L	U		280-53846-1	0.0895	ND	NO
SVOC	SW 8270C	Hexachloroethane	00067-72-1	LYMW13	4/2/2014 15:15		0.0022	mg/L	U		280-53846-1	0.00608	ND	NO
SVOC	SW 8270C	Isophorone	00078-59-1	LYMW13	1/27/2014 10:25		0.00022	mg/L	U		280-51608-1	0.0895	ND	NO
SVOC	SW 8270C	Hexachlorocyclopentadiene	00077-47-4	LYMW13	1/27/2014 10:25		0.01	mg/L	U		280-51608-1	0.05	ND	NO
SVOC	SW 8270C	Hexachlorocyclopentadiene	00077-47-4	LYMW13	4/2/2014 15:15		0.01	mg/L	U		280-53846-1	0.05	ND	NO
SVOC	SW 8270C	N-Nitrosodiphenylamine	00086-30-6	LYMW13	4/2/2014 15:15		0.00046	mg/L	U		280-53846-1	0.0174	ND	NO
SVOC	SW 8270C	N-Nitrosodiphenylamine	00086-30-6	LYMW13	1/27/2014 10:25		0.00046	mg/L	U		280-51608-1	0.0174	ND	NO
SVOC	SW 8270C	Butylbenzylphthalate	00085-68-7	LYMW13	1/27/2014 10:25		0.001	mg/L	U		280-51608-1	7.29	ND	NO
SVOC	SW 8270C	Butylbenzylphthalate	00085-68-7	LYMW13	4/2/2014 15:15		0.001	mg/L	U		280-53846-1	7.29	ND	NO
SVOC	SW 8270C	Carbazole	00086-74-8	LYMW13	4/2/2014 15:15		0.00045	mg/L	U		280-53846-1		NA	NA
SVOC	SW 8270C	Carbazole	00086-74-8	LYMW13	1/27/2014 10:25		0.00045	mg/L	U		280-51608-1		NA	NA
SVOC	SW 8270C	Di-n-butylphthalate	00084-74-2	LYMW13	1/27/2014 10:25		0.0012	mg/L	U		280-51608-1	3.65	ND	NO
SVOC	SW 8270C	Diethylphthalate	00084-66-2	LYMW13	1/27/2014 10:25		0.00039	mg/L	U		280-51608-1	29.2	ND	NO
SVOC	SW 8270C	Diethylphthalate	00084-66-2	LYMW13	4/2/2014 15:15		0.0004	mg/L	U		280-53846-1	29.2	ND	NO
SVOC	SW 8270C	Di-n-butylphthalate	00084-74-2	LYMW13	4/2/2014 15:15		0.0012	mg/L	U		280-53846-1	3.65	ND	NO
SVOC	SW 8270C	3,3-Dichlorobenzidine	00091-94-1	LYMW13	1/27/2014 10:25		0.0021	mg/L	U	R	280-51608-1	0.000189	ND	YES
SVOC	SW 8270C	3,3-Dichlorobenzidine	00091-94-1	LYMW13	4/2/2014 15:15		0.0021	mg/L	U	UJ	280-53846-1	0.000189	ND	YES
SVOC	SW 8270C	Nitrobenzene	00098-95-3	LYMW13	1/27/2014 10:25		0.00084	mg/L	U		280-51608-1	0.0729	ND	NO

TABLE 3-9. GROUNDWATER POINT-BY-POINT CONSTITUENT OF CONCERN (COC) SCREEN
WYOMING DEPARTMENT OF ENVIRONMENTAL QUALITY, LARAMIE FORMER YTTRIUM PLANT, LARAMIE, WYOMING

CATEGORY	METHOD	ANALYTE	TRI-CAS	SAMPLE ID	DATE/TIME SAMPLED	DETECTED RESULT	NON-DETECTED RESULT (METHOD DETECTION LIMIT (MDL))	UNITS	LAB QUALIFIER	DATA VALIDATION QUALIFIER	LABORATORY DATA SET NUMBER	WATER CLEAN-UP LEVEL - FACT SHEET #13 (mg/L)	IS DETECT VALUE > SCREENING LEVEL	IS MDL > SCREENING LEVEL
SVOC	SW 8270C	Hexachlorobutadiene	00087-68-3	LYMW13	1/27/2014 10:25		0.0034	mg/L	U		280-51608-1	0.00109	ND	YES
SVOC	SW 8270C	Hexachlorobutadiene	00087-68-3	LYMW13	4/2/2014 15:15		0.0035	mg/L	U		280-53846-1	0.00109	ND	YES
SVOC	SW 8270C	1,2-Dichlorobenzene	00095-50-1	LYMW13	1/27/2014 10:25		0.00024	mg/L	U		280-51608-1	0.6	ND	NO
SVOC	SW 8270C	1,2-Dichlorobenzene	00095-50-1	LYMW13	4/2/2014 15:15		0.00024	mg/L	U		280-53846-1	0.6	ND	NO
SVOC	SW 8270C	Nitrobenzene	00098-95-3	LYMW13	4/2/2014 15:15		0.00085	mg/L	U		280-53846-1	0.0729	ND	NO
SVOC	SW 8270C	2-Methylphenol	00095-48-7	LYMW13	4/2/2014 15:15		0.001	mg/L	U		280-53846-1	1.82	ND	NO
SVOC	SW 8270C	2-Methylphenol	00095-48-7	LYMW13	1/27/2014 10:25		0.001	mg/L	U		280-51608-1	1.82	ND	NO
SVOC	SW 8270C	3-Methylphenol	00108-39-4	LYMW13	1/27/2014 10:25		0.00026	mg/L	U		280-51608-1	1.82	ND	NO
SVOC	SW 8270C	3-Methylphenol	00108-39-4	LYMW13	4/2/2014 15:15		0.00026	mg/L	U		280-53846-1	1.82	ND	NO
SVOC	SW 8270C	4-Chloroaniline	00106-47-8	LYMW13	4/2/2014 15:15		0.0022	mg/L	U		280-53846-1	0.146	ND	NO
SVOC	SW 8270C	4-Chloroaniline	00106-47-8	LYMW13	1/27/2014 10:25		0.0022	mg/L	U		280-51608-1	0.146	ND	NO
SVOC	SW 8270C	1,4-Dichlorobenzene	00106-46-7	LYMW13	1/27/2014 10:25		0.00033	mg/L	U		280-51608-1	0.075	ND	NO
SVOC	SW 8270C	4-Methylphenol	00106-44-5	LYMW13	1/27/2014 10:25		0.00026	mg/L	U		280-51608-1	0.182	ND	NO
SVOC	SW 8270C	4-Methylphenol	00106-44-5	LYMW13	4/2/2014 15:15		0.00026	mg/L	U		280-53846-1	0.182	ND	NO
SVOC	SW 8270C	1,4-Dichlorobenzene	00106-46-7	LYMW13	4/2/2014 15:15		0.00033	mg/L	U		280-53846-1	0.075	ND	NO
SVOC	SW 8270C	2,4-Dimethylphenol	00105-67-9	LYMW13	1/27/2014 10:25		0.0006	mg/L	U		280-51608-1	0.729	ND	NO
SVOC	SW 8270C	2,4-Dimethylphenol	00105-67-9	LYMW13	4/2/2014 15:15		0.00061	mg/L	U		280-53846-1	0.729	ND	NO
SVOC	SW 8270C	Phenol	00108-95-2	LYMW13	1/27/2014 10:25		0.0021	mg/L	U		280-51608-1	10.9	ND	NO
SVOC	SW 8270C	Phenol	00108-95-2	LYMW13	4/2/2014 15:15		0.0021	mg/L	U		280-53846-1	10.9	ND	NO
SVOC	SW 8270C	Bis(2-ethylhexyl)phthalate	00117-81-7	LYMW13	4/2/2014 15:15		0.00059	mg/L	U		280-53846-1	0.006	ND	NO
SVOC	SW 8270C	Bis(2-chloroethyl)ether	00111-44-4	LYMW13	4/2/2014 15:15		0.00043	mg/L	U		280-53846-1	0.0000773	ND	YES
SVOC	SW 8270C	Bis(2-chloroethyl)ether	00111-44-4	LYMW13	1/27/2014 10:25		0.00043	mg/L	U		280-51608-1	0.0000773	ND	YES
SVOC	SW 8270C	Pyridine	00110-86-1	LYMW13	1/27/2014 10:25		0.0018	mg/L	U		280-51608-1	0.0365	ND	NO
GENERAL	SW 9045C Mod	pH, Laboratory	PH_LAB	LYMW13	4/2/2014 15:15	6.86		Std Units	HF	J	280-53846-1		NA	NA
GENERAL	SW 9045C Mod	pH, Laboratory	PH_LAB	LYMW13	1/27/2014 10:25	6.96		Std Units	HF	J	280-51608-1		NA	NA
GENERAL	SW 9056_28D	Chloride	CHLORIDE	LYMW13	1/27/2014 10:25	210		mg/L			280-51608-1	250	NO	DETECTED
GENERAL	SW 9056_28D	Sulfate	SULFATE	LYMW13	1/27/2014 10:25	1500		mg/L			280-51608-1	250	YES	DETECTED
METALS	SW6020	Nickel, Dissolved	DNI	LYMW13	1/27/2014 10:25	0.0024		mg/L			280-51608-1	0.729	NO	DETECTED
GENERAL	SW 9056A_28D	Sulfate	SULFATE	LYMW13	4/2/2014 15:15	1600		mg/L			280-53846-1	250	YES	DETECTED
GENERAL	SW 9056A_28D	Chloride	CHLORIDE	LYMW13	4/2/2014 15:15	200		mg/L			280-53846-1	250	NO	DETECTED
METALS	SW6020	Lead, Dissolved	DPB	LYMW13	1/27/2014 10:25		0.00018	mg/L	U		280-51608-1	0.015	ND	NO
METALS	SW6020	Nickel, Dissolved	DNI	LYMW13	4/2/2014 15:15	0.0023		mg/L			280-53846-1	0.729	NO	DETECTED
METALS	SW6020	Lead, Dissolved	DPB	LYMW13	4/2/2014 15:15		0.00018	mg/L	U		280-53846-1	0.015	ND	NO
METALS	SW6020	Antimony, Dissolved	DSB	LYMW13	1/27/2014 10:25	0.002		mg/L	J	U	280-51608-1	0.006	NO	DETECTED
METALS	SW6020	Selenium, Dissolved	DSE	LYMW13	4/2/2014 15:15		0.0007	mg/L	U		280-53846-1	0.05	ND	NO
METALS	SW6020	Antimony, Dissolved	DSB	LYMW13	4/2/2014 15:15		0.0004	mg/L	U		280-53846-1	0.006	ND	NO
METALS	SW6020	Thallium, Dissolved	DTL	LYMW13	1/27/2014 10:25	0.001		mg/L	J	U	280-51608-1	0.002	NO	DETECTED
METALS	SW6020	Selenium, Dissolved	DSE	LYMW13	1/27/2014 10:25		0.0007	mg/L	U		280-51608-1	0.05	ND	NO
METALS	SW6020	Vanadium, Dissolved	DVA	LYMW13	4/2/2014 15:15		0.0005	mg/L	U		280-53846-1	0.255	ND	NO
METALS	SW6020	Thallium, Dissolved	DTL	LYMW13	4/2/2014 15:15		0.00005	mg/L	U		280-53846-1	0.002	ND	NO
METALS	SW6020	Vanadium, Dissolved	DVA	LYMW13	1/27/2014 10:25		0.0005	mg/L	U		280-51608-1	0.255	ND	NO
METALS	SW6020	Zinc, Dissolved	DZN	LYMW13	1/27/2014 10:25	0.01		mg/L	J B	U	280-51608-1	5	NO	DETECTED
METALS	SW6020	Zinc, Dissolved	DZN	LYMW13	4/2/2014 15:15	0.0045		mg/L	J	J	280-53846-1	5	NO	DETECTED
METALS	SW6020	Barium, Dissolved	DBA	LYMW13	1/27/2014 10:25	0.048		mg/L			280-51608-1	2	NO	DETECTED
METALS	SW6020	Beryllium, Dissolved	DBE	LYMW13	1/27/2014 10:25		0.0004	mg/L	U		280-51608-1	0.004	ND	NO
METALS	SW6020	Manganese, Dissolved	DMN	LYMW13	1/27/2014 10:25	0.86		mg/L			280-51608-1	0.05	YES	DETECTED

TABLE 3-9. GROUNDWATER POINT-BY-POINT CONSTITUENT OF CONCERN (COC) SCREEN
WYOMING DEPARTMENT OF ENVIRONMENTAL QUALITY, LARAMIE FORMER YTTRIUM PLANT, LARAMIE, WYOMING

CATEGORY	METHOD	ANALYTE	TRI-CAS	SAMPLE ID	DATE/TIME SAMPLED	DETECTED RESULT	NON-DETECTED RESULT (METHOD DETECTION LIMIT (MDL))	UNITS	LAB QUALIFIER	DATA VALIDATION QUALIFIER	LABORATORY DATA SET NUMBER	WATER CLEAN-UP LEVEL - FACT SHEET #13 (mg/L)	IS DETECT VALUE > SCREENING LEVEL	IS MDL > SCREENING LEVEL
METALS	SW6020	Barium, Dissolved	DBA	LYMW13	4/2/2014 15:15	0.034		mg/L			280-53846-1	2	NO	DETECTED
METALS	SW6020	Manganese, Dissolved	DMN	LYMW13	4/2/2014 15:15	0.89		mg/L			280-53846-1	0.05	YES	DETECTED
METALS	SW6020	Cadmium, Dissolved	DCD	LYMW13	1/27/2014 10:25		0.0001	mg/L	U		280-51608-1	0.005	ND	NO
METALS	SW6020	Beryllium, Dissolved	DBE	LYMW13	4/2/2014 15:15		0.00008	mg/L	U		280-53846-1	0.004	ND	NO
METALS	SW6020	Cobalt, Dissolved	DCO	LYMW13	1/27/2014 10:25	0.00075		mg/L	J	J	280-51608-1	0.0109	NO	DETECTED
METALS	SW6020	Cobalt, Dissolved	DCO	LYMW13	4/2/2014 15:15	0.00028		mg/L	J	J	280-53846-1	0.0109	NO	DETECTED
METALS	SW6020	Cadmium, Dissolved	DCD	LYMW13	4/2/2014 15:15		0.0001	mg/L	U		280-53846-1	0.005	ND	NO
METALS	SW6020	Chromium, Dissolved	DCR	LYMW13	1/27/2014 10:25		0.0005	mg/L	U		280-51608-1	0.1	ND	NO
METALS	SW6020	Copper, Dissolved	DCU	LYMW13	4/2/2014 15:15	0.00058		mg/L	J	J	280-53846-1	1.3	NO	DETECTED
METALS	SW6020	Chromium, Dissolved	DCR	LYMW13	4/2/2014 15:15		0.0005	mg/L	U		280-53846-1	0.1	ND	NO
METALS	SW6020	Copper, Dissolved	DCU	LYMW13	1/27/2014 10:25		0.00056	mg/L	U		280-51608-1	1.3	ND	NO
METALS	SW6020	Thallium, Total	TL	LYMW13	4/2/2014 15:15		0.00005	mg/L	U		280-53846-1	0.002	ND	NO
METALS	SW6020	Thallium, Total	TL	LYMW13	1/27/2014 10:25	0.001		mg/L	J B	U	280-51608-1	0.002	NO	DETECTED
METALS	SW6020	Antimony, Total	SB	LYMW13	4/2/2014 15:15		0.0004	mg/L	U		280-53846-1	0.006	ND	NO
METALS	SW6020	Antimony, Total	SB	LYMW13	1/27/2014 10:25	0.00096		mg/L	J	J	280-51608-1	0.006	NO	DETECTED
METALS	SW6020	Selenium, Total	SE	LYMW13	4/2/2014 15:15		0.0007	mg/L	U		280-53846-1	0.05	ND	NO
METALS	SW6020	Selenium, Total	SE	LYMW13	1/27/2014 10:25		0.0007	mg/L	U		280-51608-1	0.05	ND	NO
METALS	SW6020	Nickel, Total	NI	LYMW13	1/27/2014 10:25	0.0027		mg/L			280-51608-1	0.729	NO	DETECTED
METALS	SW6020	Nickel, Total	NI	LYMW13	4/2/2014 15:15	0.0025		mg/L			280-53846-1	0.729	NO	DETECTED
METALS	SW6020	Manganese, Total	MN	LYMW13	1/27/2014 10:25	0.9		mg/L			280-51608-1	0.05	YES	DETECTED
METALS	SW6020	Lead, Total	PB	LYMW13	4/2/2014 15:15		0.00018	mg/L	U		280-53846-1	0.015	ND	NO
METALS	SW6020	Lead, Total	PB	LYMW13	1/27/2014 10:25		0.00018	mg/L	U		280-51608-1	0.015	ND	NO
METALS	SW6020	Lead, Total	PB	LYMW13	4/2/2014 15:15		0.00018	mg/L	U		280-53846-1	0.015	ND	NO
METALS	SW6020	Lead, Total	PB	LYMW13	1/27/2014 10:25		0.00018	mg/L	U		280-51608-1	0.015	ND	NO
METALS	SW6020	Manganese, Total	MN	LYMW13	4/2/2014 15:15	0.89		mg/L			280-53846-1	0.05	YES	DETECTED
METALS	SW6020	Vanadium, Total	VA	LYMW13	4/2/2014 15:15		0.0005	mg/L	U		280-53846-1	0.255	ND	NO
METALS	SW6020	Vanadium, Total	VA	LYMW13	1/27/2014 10:25		0.0005	mg/L	U		280-51608-1	0.255	ND	NO
METALS	SW6020	Zinc, Total	ZN	LYMW13	4/2/2014 15:15	0.0037		mg/L	J	J	280-53846-1	5	NO	DETECTED
METALS	SW6020	Zinc, Total	ZN	LYMW13	1/27/2014 10:25	0.01		mg/L	J B	U	280-51608-1	5	NO	DETECTED
METALS	SW6020	Cobalt, Total	CO	LYMW13	1/27/2014 10:25	0.00089		mg/L	J	J	280-51608-1	0.0109	NO	DETECTED
METALS	SW6020	Cobalt, Total	CO	LYMW13	4/2/2014 15:15	0.00031		mg/L	J	J	280-53846-1	0.0109	NO	DETECTED
METALS	SW6020	Cadmium, Total	CD	LYMW13	4/2/2014 15:15		0.0001	mg/L	U		280-53846-1	0.005	ND	NO
METALS	SW6020	Cadmium, Total	CD	LYMW13	1/27/2014 10:25		0.0001	mg/L	U		280-51608-1	0.005	ND	NO
METALS	SW6020	Arsenic, Dissolved	DAS	LYMW13	1/27/2014 10:25	0.0004		mg/L	J	J	280-51608-1	0.01	NO	DETECTED
METALS	SW6020	Silver, Dissolved	DAG	LYMW13	4/2/2014 15:15		0.000033	mg/L	U		280-53846-1	0.1	ND	NO
METALS	SW6020	Arsenic, Dissolved	DAS	LYMW13	4/2/2014 15:15	0.00052		mg/L	J	J	280-53846-1	0.01	NO	DETECTED
METALS	SW6020	Chromium, Total	CR	LYMW13	4/2/2014 15:15		0.0005	mg/L	U		280-53846-1	0.1	ND	NO
METALS	SW6020	Silver, Dissolved	DAG	LYMW13	1/27/2014 10:25		0.000033	mg/L	U		280-51608-1	0.1	ND	NO
METALS	SW6020	Chromium, Total	CR	LYMW13	1/27/2014 10:25		0.0005	mg/L	U		280-51608-1	0.1	ND	NO
METALS	SW6020	Copper, Total	CU	LYMW13	4/2/2014 15:15	0.0028		mg/L			280-53846-1	1.3	NO	DETECTED
METALS	SW6020	Copper, Total	CU	LYMW13	1/27/2014 10:25	0.0025		mg/L			280-51608-1	1.3	NO	DETECTED
METALS	SW6020	Barium, Total	BA	LYMW13	1/27/2014 10:25	0.052		mg/L			280-51608-1	2	NO	DETECTED
METALS	SW6020	Barium, Total	BA	LYMW13	4/2/2014 15:15	0.035		mg/L			280-53846-1	2	NO	DETECTED
METALS	SW6020	Beryllium, Total	BE	LYMW13	1/27/2014 10:25		0.00008	mg/L	U		280-51608-1	0.004	ND	NO
METALS	SW6020	Arsenic, Total	AS	LYMW13	4/2/2014 15:15	0.00057		mg/L	J	J	280-53846-1	0.01	NO	DETECTED
METALS	SW6020	Beryllium, Total	BE	LYMW13	4/2/2014 15:15		0.00008	mg/L	U		280-53846-1	0.004	ND	NO
METALS	SW6020	Silver, Total	AG	LYMW13	4/2/2014 15:15		0.000033	mg/L	U		280-53846-1	0.1	ND	NO
METALS	SW6020	Silver, Total	AG	LYMW13	1/27/2014 10:25		0.000033	mg/L	U		280-51608-1	0.1	ND	NO
METALS	SW6020	Arsenic, Total	AS	LYMW13	1/27/2014 10:25	0.00081		mg/L	J	J	280-51608-1	0.01	NO	DETECTED
SVOC	SW 8270C	Di-n-octylphthalate	00117-84-0	LYMW13	4/2/2014 15:15		0.00037	mg/L	U		280-53846-1	0.016	ND	NO
SVOC	SW 8270C	2,4-Dinitrotoluene	00121-14-2	LYMW13	1/27/2014 10:25		0.0017	mg/L	U		280-51608-1	0.0729	ND	NO

TABLE 3-9. GROUNDWATER POINT-BY-POINT CONSTITUENT OF CONCERN (COC) SCREEN
WYOMING DEPARTMENT OF ENVIRONMENTAL QUALITY, LARAMIE FORMER YTTRIUM PLANT, LARAMIE, WYOMING

CATEGORY	METHOD	ANALYTE	TRI-CAS	SAMPLE ID	DATE/TIME SAMPLED	DETECTED RESULT	NON-DETECTED RESULT (METHOD DETECTION LIMIT (MDL))	UNITS	LAB QUALIFIER	DATA VALIDATION QUALIFIER	LABORATORY DATA SET NUMBER	WATER CLEAN-UP LEVEL - FACT SHEET #13 (mg/L)	IS DETECT VALUE > SCREENING LEVEL	IS MDL > SCREENING LEVEL
SVOC	SW 8270C	1,2,4-Trichlorobenzene	00120-82-1	LYMW13	1/27/2014 10:25		0.00029	mg/L	U		280-51608-1	0.07	ND	NO
SVOC	SW 8270C	Pyridine	00110-86-1	LYMW13	4/2/2014 15:15		0.0018	mg/L	U		280-53846-1	0.0365	ND	NO
SVOC	SW 8270C	1,2,4-Trichlorobenzene	00120-82-1	LYMW13	4/2/2014 15:15		0.00029	mg/L	U		280-53846-1	0.07	ND	NO
SVOC	SW 8270C	2,4-Dinitrotoluene	00121-14-2	LYMW13	4/2/2014 15:15		0.0017	mg/L	U		280-53846-1	0.0729	ND	NO
SVOC	SW 8270C	N-Nitrosodi-n-propylamine	00621-64-7	LYMW13	1/27/2014 10:25		0.00036	mg/L	U		280-51608-1	0.0000122	ND	YES
SVOC	SW 8270C	Bis(2-ethylhexyl)phthalate	00117-81-7	LYMW13	1/27/2014 10:25		0.00058	mg/L	U		280-51608-1	0.006	ND	NO
SVOC	SW 8270C	Di-n-octylphthalate	00117-84-0	LYMW13	1/27/2014 10:25		0.00036	mg/L	U		280-51608-1	0.016	ND	NO
SVOC	SW 8270C	N-Nitrosodi-n-propylamine	00621-64-7	LYMW13	4/2/2014 15:15		0.00037	mg/L	U		280-53846-1	0.0000122	ND	YES
SVOC	SW 8270C	2,6-Dinitrotoluene	00606-20-2	LYMW13	4/2/2014 15:15		0.002	mg/L	U		280-53846-1	0.0365	ND	NO
SVOC	SW 8270C	2,6-Dinitrotoluene	00606-20-2	LYMW13	1/27/2014 10:25		0.002	mg/L	U		280-51608-1	0.0365	ND	NO
GENERAL	SW 8015C-DRO	TPH DRO	TEH1	LYMW13	4/2/2014 15:15	0.62		mg/L			280-53846-1	1.1	NO	DETECTED
GENERAL	SW 8015C_GRO	TPH GRO	TVH1	LYMW13	4/2/2014 15:15	0.11		mg/L			280-53846-1	7.3	NO	DETECTED
GENERAL	SW 8015C-DRO	TPH DRO	TEH1	LYMW13	1/27/2014 10:25	0.63		mg/L			280-51608-1	1.1	NO	DETECTED
METALS	SW 7470A	Mercury, Total	HG	LYMW13	1/27/2014 10:25		0.000027	mg/L	U		280-51608-1	0.002	ND	NO
METALS	SW 7470A	Mercury, Dissolved	DHG	LYMW13	1/27/2014 10:25		0.000027	mg/L	U		280-51608-1	0.002	ND	NO
METALS	SW 7470A	Mercury, Dissolved	DHG	LYMW13	4/2/2014 15:15		0.000027	mg/L	U		280-53846-1	0.002	ND	NO
METALS	SW 7470A	Mercury, Total	HG	LYMW13	4/2/2014 15:15		0.000027	mg/L	U		280-53846-1	0.002	ND	NO
GENERAL	SW 8015C_GRO	TPH GRO	TVH1	LYMW13	1/27/2014 10:25	0.072		mg/L			280-51608-1	7.3	NO	DETECTED
METALS	SW 6010B	Calcium, Total	CA	LYMW13	1/27/2014 10:25	270		mg/L			280-51608-1	0.005	YES	DETECTED
METALS	SW 6010B	Magnesium, Total	MG	LYMW13	4/2/2014 15:15	250		mg/L			280-53846-1		NA	NA
METALS	SW 6010B	Magnesium, Total	MG	LYMW13	1/27/2014 10:25	240		mg/L			280-51608-1		NA	NA
METALS	SW 6010B	Sodium, Total	NA	LYMW13	1/27/2014 10:25	210		mg/L			280-51608-1		NA	NA
METALS	SW 6010B	Sodium, Total	NA	LYMW13	4/2/2014 15:15	230		mg/L	B		280-53846-1		NA	NA
METALS	SW 6010B	Potassium, Total	K	LYMW13	4/2/2014 15:15	5.8		mg/L			280-53846-1		NA	NA
METALS	SW 6010B	Iron, Total	FE	LYMW13	4/2/2014 15:15	8		mg/L			280-53846-1	25.5	NO	DETECTED
METALS	SW 6010B	Potassium, Total	K	LYMW13	1/27/2014 10:25	5.5		mg/L			280-51608-1		NA	NA
METALS	SW 6010B	Iron, Total	FE	LYMW13	1/27/2014 10:25	5.5		mg/L			280-51608-1	25.5	NO	DETECTED
METALS	SW 6010B	Iron, Dissolved	DFE	LYMW13	1/27/2014 10:25	1.8		mg/L		J	280-51608-1	25.5	NO	DETECTED
METALS	SW 6010B	Sodium, Dissolved	DNA	LYMW13	1/27/2014 10:25	230		mg/L	B		280-51608-1		NA	NA
METALS	SW 6010B	Calcium, Dissolved	DCA	LYMW13	4/2/2014 15:15	290		mg/L			280-53846-1	0.005	YES	DETECTED
METALS	SW 6010B	Iron, Dissolved	DFE	LYMW13	4/2/2014 15:15	4.7		mg/L			280-53846-1	25.5	NO	DETECTED
METALS	SW 6010B	Sodium, Dissolved	DNA	LYMW13	4/2/2014 15:15	230		mg/L			280-53846-1		NA	NA
METALS	SW 6010B	Boron, Dissolved	DB	LYMW13	1/27/2014 10:25	1.8		mg/L		J	280-51608-1	0.75	YES	DETECTED
METALS	SW 6010B	Calcium, Dissolved	DCA	LYMW13	1/27/2014 10:25	290		mg/L		J	280-51608-1	0.005	YES	DETECTED
METALS	SW 6010B	Potassium, Dissolved	DK	LYMW13	1/27/2014 10:25	5.9		mg/L			280-51608-1		NA	NA
METALS	SW 6010B	Boron, Dissolved	DB	LYMW13	4/2/2014 15:15	1.9		mg/L			280-53846-1	0.75	YES	DETECTED
METALS	SW 6010B	Magnesium, Dissolved	DMG	LYMW13	1/27/2014 10:25	250		mg/L			280-51608-1		NA	NA
METALS	SW 6010B	Magnesium, Dissolved	DMG	LYMW13	4/2/2014 15:15	240		mg/L			280-53846-1		NA	NA
METALS	SW 6010B	Potassium, Dissolved	DK	LYMW13	4/2/2014 15:15	5.6		mg/L			280-53846-1		NA	NA
METALS	SW 6010B	Boron, Total	B	LYMW13	4/2/2014 15:15	1.8		mg/L			280-53846-1	0.75	YES	DETECTED
METALS	SW 6010B	Aluminum, Total	AL	LYMW13	4/2/2014 15:15		0.018	mg/L	U		280-53846-1	36.5	ND	NO
METALS	SW 6010B	Boron, Total	B	LYMW13	1/27/2014 10:25	1.7		mg/L			280-51608-1	0.75	YES	DETECTED
METALS	SW 6010B	Aluminum, Dissolved	DAL	LYMW13	1/27/2014 10:25		0.018	mg/L	U		280-51608-1	36.5	ND	NO
METALS	SW 6010B	Aluminum, Dissolved	DAL	LYMW13	4/2/2014 15:15		0.018	mg/L	U		280-53846-1	36.5	ND	NO
METALS	SW 6010B	Calcium, Total	CA	LYMW13	4/2/2014 15:15	290		mg/L			280-53846-1	0.005	YES	DETECTED
METALS	SW 6010B	Aluminum, Total	AL	LYMW13	1/27/2014 10:25	0.025		mg/L	J	J	280-51608-1	36.5	NO	DETECTED

TABLE 3-9. GROUNDWATER POINT-BY-POINT CONSTITUENT OF CONCERN (COC) SCREEN
WYOMING DEPARTMENT OF ENVIRONMENTAL QUALITY, LARAMIE FORMER YTTRIUM PLANT, LARAMIE, WYOMING

CATEGORY	METHOD	ANALYTE	TRI-CAS	SAMPLE ID	DATE/TIME SAMPLED	DETECTED RESULT	NON-DETECTED RESULT (METHOD DETECTION LIMIT (MDL))	UNITS	LAB QUALIFIER	DATA VALIDATION QUALIFIER	LABORATORY DATA SET NUMBER	WATER CLEAN-UP LEVEL - FACT SHEET #13 (mg/L)	IS DETECT VALUE > SCREENING LEVEL	IS MDL > SCREENING LEVEL
GENERAL	General	Turbidity, Field	TURBIDITY_FIELD	LYMW13	4/2/2014 15:04	7.8		NTU			Web Entry		NA	NA
GENERAL	General	Redox	REDOX	LYMW13	1/27/2014 10:25	-31		mV			Web Entry		NA	NA
GENERAL	General	Turbidity, Field	TURBIDITY_FIELD	LYMW13	1/27/2014 10:25	23.9		NTU			Web Entry		NA	NA
GENERAL	SM 2540C	Solids, Total Dissolved	TDS	LYMW13	1/27/2014 10:25	2800		mg/L			280-51608-1	500	YES	DETECTED
GENERAL	SM 2540C	Solids, Total Dissolved	TDS	LYMW13	4/2/2014 15:15	2800		mg/L			280-53846-1	500	YES	DETECTED
GENERAL	General	Oxygen, Dissolved	O2_DIS	LYMW13	1/27/2014 10:25	4.58		mg/L			Web Entry		NA	NA
GENERAL	General	Temperature	TEMP	LYMW13	4/2/2014 15:04	5.6		oC			Web Entry		NA	NA
GENERAL	General	Oxygen, Dissolved	O2_DIS	LYMW13	4/2/2014 15:04	0.02		mg/L			Web Entry		NA	NA
GENERAL	General	Temperature	TEMP	LYMW13	1/27/2014 10:25	6.23		oC			Web Entry		NA	NA
GENERAL	General	Conductance Field	SPCON_F	LYMW13	4/2/2014 15:04	2049		uS/cm			Web Entry		NA	NA
GENERAL	General	Conductance Field	SPCON_F	LYMW13	1/27/2014 10:25	2154		uS/cm			Web Entry		NA	NA
GENERAL	General	pH	PH	LYMW13	4/2/2014 15:04	7.12		Std Units			Web Entry		NA	NA
GENERAL	General	Redox	REDOX	LYMW13	4/2/2014 15:04	-50		mV			Web Entry		NA	NA
GENERAL	General	pH	PH	LYMW13	1/27/2014 10:25	6.96		Std Units			Web Entry		NA	NA
GENERAL	20B	Calcium, Total	CA	LYMW13	1/27/2014 10:25	290		mg/L			280-51608-1	0.005	YES	DETECTED
GENERAL	20B	Calcium, Total	CA	LYMW13	4/2/2014 15:15	280		mg/L			280-53846-1	0.005	YES	DETECTED
GENERAL	20B	Sodium, Total	NA	LYMW13	4/2/2014 15:15	230		mg/L			280-53846-1		NA	NA
GENERAL	20B	Magnesium, Total	MG	LYMW13	1/27/2014 10:25	260		mg/L			280-51608-1		NA	NA
GENERAL	20B	Magnesium, Total	MG	LYMW13	4/2/2014 15:15	240		mg/L			280-53846-1		NA	NA
GENERAL	20B	Sodium, Total	NA	LYMW13	1/27/2014 10:25	230		mg/L			280-51608-1		NA	NA
GENERAL	20B	Sodium Adsorption Ratio	SAR	LYMW13	4/2/2014 15:15	2.4		unitless			280-53846-1		NA	NA
GENERAL	20B	Sodium Adsorption Ratio	SAR	LYMW13	1/27/2014 10:25	2.3		unitless			280-51608-1		NA	NA
GENERAL	20B	Sodium Adsorption Ratio	SAR	LYMW14	4/2/2014 11:45	3.5		unitless			280-53804-1		NA	NA
GENERAL	20B	Sodium, Total	NA	LYMW14	1/24/2014 12:30	360		mg/L			280-51519-1		NA	NA
GENERAL	20B	Sodium Adsorption Ratio	SAR	LYMW14	1/24/2014 12:30	3.5		unitless			280-51519-1		NA	NA
GENERAL	20B	Magnesium, Total	MG	LYMW14	1/24/2014 12:30	300		mg/L			280-51519-1		NA	NA
GENERAL	20B	Sodium, Total	NA	LYMW14	4/2/2014 11:45	360		mg/L			280-53804-1		NA	NA
GENERAL	20B	Calcium, Total	CA	LYMW14	1/24/2014 12:30	310		mg/L			280-51519-1	0.005	YES	DETECTED
GENERAL	20B	Calcium, Total	CA	LYMW14	4/2/2014 11:45	300		mg/L			280-53804-1	0.005	YES	DETECTED
GENERAL	20B	Magnesium, Total	MG	LYMW14	4/2/2014 11:45	300		mg/L			280-53804-1		NA	NA
GENERAL	General	pH	PH	LYMW14	1/24/2014 12:30	7		Std Units			Web Entry		NA	NA
GENERAL	General	Redox	REDOX	LYMW14	4/2/2014 11:30	-95		mV			Web Entry		NA	NA
GENERAL	General	pH	PH	LYMW14	4/2/2014 11:30	7.21		Std Units			Web Entry		NA	NA
GENERAL	General	Temperature	TEMP	LYMW14	1/24/2014 12:30	7.38		oC			Web Entry		NA	NA
GENERAL	General	Conductance Field	SPCON_F	LYMW14	4/2/2014 11:30	2593		uS/cm			Web Entry		NA	NA
GENERAL	General	Conductance Field	SPCON_F	LYMW14	1/24/2014 12:30	2820		uS/cm			Web Entry		NA	NA
GENERAL	General	Oxygen, Dissolved	O2_DIS	LYMW14	4/2/2014 11:30	0		mg/L			Web Entry		NA	NA
GENERAL	General	Temperature	TEMP	LYMW14	4/2/2014 11:30	6.27		oC			Web Entry		NA	NA
GENERAL	General	Oxygen, Dissolved	O2_DIS	LYMW14	1/24/2014 12:30	2.46		mg/L			Web Entry		NA	NA
GENERAL	General	Turbidity, Field	TURBIDITY_FIELD	LYMW14	1/24/2014 12:30	37.1		NTU			Web Entry		NA	NA
GENERAL	SM 2540C	Solids, Total Dissolved	TDS	LYMW14	4/2/2014 11:45	3400		mg/L			280-53804-1	500	YES	DETECTED
GENERAL	General	Redox	REDOX	LYMW14	1/24/2014 12:30	-94		mV			Web Entry		NA	NA
GENERAL	General	Turbidity, Field	TURBIDITY_FIELD	LYMW14	4/2/2014 11:30	3.5		NTU			Web Entry		NA	NA
METALS	SW 6010B	Aluminum, Total	AL	LYMW14	1/24/2014 12:30	0.076		mg/L	J	J	280-51519-1	36.5	NO	DETECTED
METALS	SW 6010B	Aluminum, Total	AL	LYMW14	4/2/2014 11:45	0.026		mg/L	J	J	280-53804-1	36.5	NO	DETECTED
GENERAL	SM 2540C	Solids, Total Dissolved	TDS	LYMW14	1/24/2014 12:30	3500		mg/L			280-51519-1	500	YES	DETECTED

TABLE 3-9. GROUNDWATER POINT-BY-POINT CONSTITUENT OF CONCERN (COC) SCREEN
WYOMING DEPARTMENT OF ENVIRONMENTAL QUALITY, LARAMIE FORMER YTTRIUM PLANT, LARAMIE, WYOMING

CATEGORY	METHOD	ANALYTE	TRI-CAS	SAMPLE ID	DATE/TIME SAMPLED	DETECTED RESULT	NON-DETECTED RESULT (METHOD DETECTION LIMIT (MDL))	UNITS	LAB QUALIFIER	DATA VALIDATION QUALIFIER	LABORATORY DATA SET NUMBER	WATER CLEAN-UP LEVEL - FACT SHEET #13 (mg/L)	IS DETECT VALUE > SCREENING LEVEL	IS MDL > SCREENING LEVEL
METALS	SW 6010B	Aluminum, Dissolved	DAL	LYMW14	1/24/2014 12:30		0.018	mg/L	U		280-51519-1	36.5	ND	NO
METALS	SW 6010B	Aluminum, Dissolved	DAL	LYMW14	4/2/2014 11:45		0.018	mg/L	U		280-53804-1	36.5	ND	NO
METALS	SW 6010B	Boron, Total	B	LYMW14	4/2/2014 11:45	2.7		mg/L	B		280-53804-1	0.75	YES	DETECTED
METALS	SW 6010B	Boron, Total	B	LYMW14	1/24/2014 12:30	2.5		mg/L			280-51519-1	0.75	YES	DETECTED
METALS	SW 6010B	Magnesium, Dissolved	DMG	LYMW14	1/24/2014 12:30	300		mg/L			280-51519-1		NA	NA
METALS	SW 6010B	Magnesium, Dissolved	DMG	LYMW14	4/2/2014 11:45	280		mg/L			280-53804-1		NA	NA
METALS	SW 6010B	Boron, Dissolved	DB	LYMW14	1/24/2014 12:30	2.6		mg/L			280-51519-1	0.75	YES	DETECTED
METALS	SW 6010B	Potassium, Dissolved	DK	LYMW14	4/2/2014 11:45	7.1		mg/L			280-53804-1		NA	NA
METALS	SW 6010B	Potassium, Dissolved	DK	LYMW14	1/24/2014 12:30	7.4		mg/L			280-51519-1		NA	NA
METALS	SW 6010B	Calcium, Dissolved	DCA	LYMW14	1/24/2014 12:30	310		mg/L			280-51519-1	0.005	YES	DETECTED
METALS	SW 6010B	Calcium, Dissolved	DCA	LYMW14	4/2/2014 11:45	290		mg/L			280-53804-1	0.005	YES	DETECTED
METALS	SW 6010B	Boron, Dissolved	DB	LYMW14	4/2/2014 11:45	2.5		mg/L			280-53804-1	0.75	YES	DETECTED
METALS	SW 6010B	Sodium, Dissolved	DNA	LYMW14	1/24/2014 12:30	360		mg/L			280-51519-1		NA	NA
METALS	SW 6010B	Sodium, Dissolved	DNA	LYMW14	4/2/2014 11:45	350		mg/L			280-53804-1		NA	NA
METALS	SW 6010B	Iron, Dissolved	DFE	LYMW14	1/24/2014 12:30	0.023		mg/L	J	J	280-51519-1	25.5	NO	DETECTED
METALS	SW 6010B	Iron, Total	FE	LYMW14	4/2/2014 11:45	20		mg/L			280-53804-1	25.5	NO	DETECTED
METALS	SW 6010B	Iron, Dissolved	DFE	LYMW14	4/2/2014 11:45	6.1		mg/L		J	280-53804-1	25.5	NO	DETECTED
METALS	SW 6010B	Potassium, Total	K	LYMW14	4/2/2014 11:45	7.3		mg/L			280-53804-1		NA	NA
METALS	SW 6010B	Iron, Total	FE	LYMW14	1/24/2014 12:30	19		mg/L			280-51519-1	25.5	NO	DETECTED
METALS	SW 6010B	Magnesium, Total	MG	LYMW14	4/2/2014 11:45	290		mg/L			280-53804-1		NA	NA
METALS	SW 6010B	Potassium, Total	K	LYMW14	1/24/2014 12:30	8.1		mg/L			280-51519-1		NA	NA
METALS	SW 6010B	Calcium, Total	CA	LYMW14	4/2/2014 11:45	310		mg/L			280-53804-1	0.005	YES	DETECTED
METALS	SW 6010B	Sodium, Total	NA	LYMW14	4/2/2014 11:45	370		mg/L			280-53804-1		NA	NA
METALS	SW 6010B	Sodium, Total	NA	LYMW14	1/24/2014 12:30	370		mg/L			280-51519-1		NA	NA
METALS	SW 6010B	Magnesium, Total	MG	LYMW14	1/24/2014 12:30	300		mg/L			280-51519-1		NA	NA
METALS	SW 6010B	Calcium, Total	CA	LYMW14	1/24/2014 12:30	310		mg/L			280-51519-1	0.005	YES	DETECTED
METALS	SW 7470A	Mercury, Total	HG	LYMW14	1/24/2014 12:30		0.000027	mg/L	U		280-51519-1	0.002	ND	NO
GENERAL	SW 8015C_GRO	TPH GRO	TVH1	LYMW14	1/24/2014 12:30	0.053		mg/L			280-51519-1	7.3	NO	DETECTED
GENERAL	SW 8015C_GRO	TPH GRO	TVH1	LYMW14	4/2/2014 11:45	0.1		mg/L			280-53804-1	7.3	NO	DETECTED
METALS	SW 7470A	Mercury, Dissolved	DHG	LYMW14	1/24/2014 12:30		0.000027	mg/L	U		280-51519-1	0.002	ND	NO
METALS	SW 7470A	Mercury, Total	HG	LYMW14	4/2/2014 11:45		0.000027	mg/L	U		280-53804-1	0.002	ND	NO
METALS	SW 7470A	Mercury, Dissolved	DHG	LYMW14	4/2/2014 11:45		0.000027	mg/L	U		280-53804-1	0.002	ND	NO
GENERAL	SW 8015C-DRO	TPH DRO	TEH1	LYMW14	1/24/2014 12:30	1.1		mg/L			280-51519-1	1.1	NO	DETECTED
GENERAL	SW 8015C-DRO	TPH DRO	TEH1	LYMW14	4/2/2014 11:45	1.2		mg/L			280-53804-1	1.1	YES	DETECTED
SVOC	SW 8270C	2,6-Dinitrotoluene	00606-20-2	LYMW14	1/24/2014 12:30		0.0019	mg/L	U		280-51519-1	0.0365	ND	NO
SVOC	SW 8270C	2,6-Dinitrotoluene	00606-20-2	LYMW14	4/2/2014 11:45		0.0018	mg/L	U		280-53804-1	0.0365	ND	NO
SVOC	SW 8270C	Bis(2-ethylhexyl)phthalate	00117-81-7	LYMW14	4/2/2014 11:45		0.00054	mg/L	U		280-53804-1	0.006	ND	NO
SVOC	SW 8270C	Di-n-octylphthalate	00117-84-0	LYMW14	4/2/2014 11:45		0.00034	mg/L	U		280-53804-1	0.016	ND	NO
SVOC	SW 8270C	Bis(2-ethylhexyl)phthalate	00117-81-7	LYMW14	1/24/2014 12:30		0.00055	mg/L	U		280-51519-1	0.006	ND	NO
SVOC	SW 8270C	N-Nitrosodi-n-propylamine	00621-64-7	LYMW14	1/24/2014 12:30		0.00034	mg/L	U		280-51519-1	0.0000122	ND	YES
SVOC	SW 8270C	N-Nitrosodi-n-propylamine	00621-64-7	LYMW14	4/2/2014 11:45		0.00034	mg/L	U		280-53804-1	0.0000122	ND	YES
SVOC	SW 8270C	1,2,4-Trichlorobenzene	00120-82-1	LYMW14	1/24/2014 12:30		0.00027	mg/L	U		280-51519-1	0.07	ND	NO
SVOC	SW 8270C	1,2,4-Trichlorobenzene	00120-82-1	LYMW14	4/2/2014 11:45		0.00027	mg/L	U		280-53804-1	0.07	ND	NO
SVOC	SW 8270C	2,4-Dinitrotoluene	00121-14-2	LYMW14	1/24/2014 12:30		0.0016	mg/L	U		280-51519-1	0.0729	ND	NO
SVOC	SW 8270C	Di-n-octylphthalate	00117-84-0	LYMW14	1/24/2014 12:30		0.00034	mg/L	U		280-51519-1	0.016	ND	NO
SVOC	SW 8270C	2,4-Dinitrotoluene	00121-14-2	LYMW14	4/2/2014 11:45		0.0016	mg/L	U		280-53804-1	0.0729	ND	NO

TABLE 3-9. GROUNDWATER POINT-BY-POINT CONSTITUENT OF CONCERN (COC) SCREEN
WYOMING DEPARTMENT OF ENVIRONMENTAL QUALITY, LARAMIE FORMER YTTRIUM PLANT, LARAMIE, WYOMING

CATEGORY	METHOD	ANALYTE	TRI-CAS	SAMPLE ID	DATE/TIME SAMPLED	DETECTED RESULT	NON-DETECTED RESULT (METHOD DETECTION LIMIT (MDL))	UNITS	LAB QUALIFIER	DATA VALIDATION QUALIFIER	LABORATORY DATA SET NUMBER	WATER CLEAN-UP LEVEL - FACT SHEET #13 (mg/L)	IS DETECT VALUE > SCREENING LEVEL	IS MDL > SCREENING LEVEL
METALS	SW6020	Silver, Total	AG	LYMW14	1/24/2014 12:30		0.000033	mg/L	U		280-51519-1	0.1	ND	NO
METALS	SW6020	Arsenic, Total	AS	LYMW14	4/2/2014 11:45	0.00042		mg/L	J	J	280-53804-1	0.01	NO	DETECTED
METALS	SW6020	Arsenic, Total	AS	LYMW14	1/24/2014 12:30	0.00051		mg/L	J	J	280-51519-1	0.01	NO	DETECTED
METALS	SW6020	Silver, Total	AG	LYMW14	4/2/2014 11:45		0.000033	mg/L	U		280-53804-1	0.1	ND	NO
METALS	SW6020	Beryllium, Total	BE	LYMW14	1/24/2014 12:30	0.00016		mg/L	J	J	280-51519-1	0.004	NO	DETECTED
METALS	SW6020	Barium, Total	BA	LYMW14	1/24/2014 12:30	0.063		mg/L			280-51519-1	2	NO	DETECTED
METALS	SW6020	Beryllium, Total	BE	LYMW14	4/2/2014 11:45		0.00008	mg/L	U		280-53804-1	0.004	ND	NO
METALS	SW6020	Barium, Total	BA	LYMW14	4/2/2014 11:45	0.049		mg/L			280-53804-1	2	NO	DETECTED
METALS	SW6020	Copper, Total	CU	LYMW14	4/2/2014 11:45		0.00056	mg/L	U		280-53804-1	1.3	ND	NO
METALS	SW6020	Copper, Total	CU	LYMW14	1/24/2014 12:30		0.00056	mg/L	U		280-51519-1	1.3	ND	NO
METALS	SW6020	Chromium, Total	CR	LYMW14	4/2/2014 11:45		0.0005	mg/L	U		280-53804-1	0.1	ND	NO
METALS	SW6020	Silver, Dissolved	DAG	LYMW14	1/24/2014 12:30		0.000033	mg/L	U		280-51519-1	0.1	ND	NO
METALS	SW6020	Chromium, Total	CR	LYMW14	1/24/2014 12:30		0.0005	mg/L	U		280-51519-1	0.1	ND	NO
METALS	SW6020	Silver, Dissolved	DAG	LYMW14	4/2/2014 11:45		0.000033	mg/L	U		280-53804-1	0.1	ND	NO
METALS	SW6020	Arsenic, Dissolved	DAS	LYMW14	1/24/2014 12:30		0.00033	mg/L	U		280-51519-1	0.01	ND	NO
METALS	SW6020	Cadmium, Total	CD	LYMW14	1/24/2014 12:30		0.0001	mg/L	U		280-51519-1	0.005	ND	NO
METALS	SW6020	Arsenic, Dissolved	DAS	LYMW14	4/2/2014 11:45		0.00033	mg/L	U		280-53804-1	0.01	ND	NO
METALS	SW6020	Cadmium, Total	CD	LYMW14	4/2/2014 11:45		0.0001	mg/L	U		280-53804-1	0.005	ND	NO
METALS	SW6020	Cobalt, Total	CO	LYMW14	1/24/2014 12:30	0.00085		mg/L	J	J	280-51519-1	0.0109	NO	DETECTED
METALS	SW6020	Cobalt, Total	CO	LYMW14	4/2/2014 11:45	0.0001		mg/L	J	J	280-53804-1	0.0109	NO	DETECTED
METALS	SW6020	Zinc, Total	ZN	LYMW14	4/2/2014 11:45		0.002	mg/L	U		280-53804-1	5	ND	NO
METALS	SW6020	Vanadium, Total	VA	LYMW14	1/24/2014 12:30	0.0014		mg/L	J	J	280-51519-1	0.255	NO	DETECTED
METALS	SW6020	Zinc, Total	ZN	LYMW14	1/24/2014 12:30	0.01		mg/L	J B	U	280-51519-1	5	NO	DETECTED
METALS	SW6020	Vanadium, Total	VA	LYMW14	4/2/2014 11:45	0.0013		mg/L	J	J	280-53804-1	0.255	NO	DETECTED
METALS	SW6020	Manganese, Total	MN	LYMW14	1/24/2014 12:30	4.5		mg/L			280-51519-1	0.05	YES	DETECTED
METALS	SW6020	Manganese, Total	MN	LYMW14	4/2/2014 11:45	4		mg/L	B		280-53804-1	0.05	YES	DETECTED
METALS	SW6020	Lead, Total	PB	LYMW14	4/2/2014 11:45		0.00018	mg/L	U		280-53804-1	0.015	ND	NO
METALS	SW6020	Lead, Total	PB	LYMW14	1/24/2014 12:30		0.00018	mg/L	U		280-51519-1	0.015	ND	NO
METALS	SW6020	Nickel, Total	NI	LYMW14	4/2/2014 11:45	0.002		mg/L			280-53804-1	0.729	NO	DETECTED
METALS	SW6020	Nickel, Total	NI	LYMW14	1/24/2014 12:30	0.0024		mg/L			280-51519-1	0.729	NO	DETECTED
METALS	SW6020	Selenium, Total	SE	LYMW14	1/24/2014 12:30		0.0007	mg/L	U		280-51519-1	0.05	ND	NO
METALS	SW6020	Selenium, Total	SE	LYMW14	4/2/2014 11:45		0.0007	mg/L	U		280-53804-1	0.05	ND	NO
METALS	SW6020	Antimony, Total	SB	LYMW14	4/2/2014 11:45		0.0004	mg/L	U		280-53804-1	0.006	ND	NO
METALS	SW6020	Antimony, Total	SB	LYMW14	1/24/2014 12:30	0.002		mg/L	J	U	280-51519-1	0.006	NO	DETECTED
METALS	SW6020	Thallium, Total	TL	LYMW14	4/2/2014 11:45		0.00005	mg/L	U		280-53804-1	0.002	ND	NO
METALS	SW6020	Thallium, Total	TL	LYMW14	1/24/2014 12:30	0.001		mg/L	J	U	280-51519-1	0.002	NO	DETECTED
METALS	SW6020	Copper, Dissolved	DCU	LYMW14	4/2/2014 11:45		0.00056	mg/L	U		280-53804-1	1.3	ND	NO
METALS	SW6020	Copper, Dissolved	DCU	LYMW14	1/24/2014 12:30		0.00056	mg/L	U		280-51519-1	1.3	ND	NO
METALS	SW6020	Chromium, Dissolved	DCR	LYMW14	1/24/2014 12:30		0.0005	mg/L	U		280-51519-1	0.1	ND	NO
METALS	SW6020	Cobalt, Dissolved	DCO	LYMW14	1/24/2014 12:30	0.00084		mg/L	J	J	280-51519-1	0.0109	NO	DETECTED
METALS	SW6020	Cobalt, Dissolved	DCO	LYMW14	4/2/2014 11:45	0.000086		mg/L	J	J	280-53804-1	0.0109	NO	DETECTED
METALS	SW6020	Chromium, Dissolved	DCR	LYMW14	4/2/2014 11:45		0.0005	mg/L	U		280-53804-1	0.1	ND	NO
METALS	SW6020	Beryllium, Dissolved	DBE	LYMW14	1/24/2014 12:30		0.00008	mg/L	U		280-51519-1	0.004	ND	NO
METALS	SW6020	Cadmium, Dissolved	DCD	LYMW14	1/24/2014 12:30		0.0001	mg/L	U		280-51519-1	0.005	ND	NO
METALS	SW6020	Cadmium, Dissolved	DCD	LYMW14	4/2/2014 11:45		0.0001	mg/L	U		280-53804-1	0.005	ND	NO
METALS	SW6020	Barium, Dissolved	DBA	LYMW14	1/24/2014 12:30	0.051		mg/L			280-51519-1	2	NO	DETECTED
METALS	SW6020	Manganese, Dissolved	DMN	LYMW14	1/24/2014 12:30	4.5		mg/L			280-51519-1	0.05	YES	DETECTED
METALS	SW6020	Manganese, Dissolved	DMN	LYMW14	4/2/2014 11:45	3.9		mg/L			280-53804-1	0.05	YES	DETECTED
METALS	SW6020	Beryllium, Dissolved	DBE	LYMW14	4/2/2014 11:45		0.00008	mg/L	U		280-53804-1	0.004	ND	NO

TABLE 3-9. GROUNDWATER POINT-BY-POINT CONSTITUENT OF CONCERN (COC) SCREEN
WYOMING DEPARTMENT OF ENVIRONMENTAL QUALITY, LARAMIE FORMER YTTRIUM PLANT, LARAMIE, WYOMING

CATEGORY	METHOD	ANALYTE	TRI-CAS	SAMPLE ID	DATE/TIME SAMPLED	DETECTED RESULT	NON-DETECTED RESULT (METHOD DETECTION LIMIT (MDL))	UNITS	LAB QUALIFIER	DATA VALIDATION QUALIFIER	LABORATORY DATA SET NUMBER	WATER CLEAN-UP LEVEL - FACT SHEET #13 (mg/L)	IS DETECT VALUE > SCREENING LEVEL	IS MDL > SCREENING LEVEL
METALS	SW6020	Barium, Dissolved	DBA	LYMW14	4/2/2014 11:45	0.04		mg/L			280-53804-1	2	NO	DETECTED
METALS	SW6020	Zinc, Dissolved	DZN	LYMW14	1/24/2014 12:30	0.01		mg/L	J B	U	280-51519-1	5	NO	DETECTED
METALS	SW6020	Vanadium, Dissolved	DVA	LYMW14	4/2/2014 11:45		0.0005	mg/L	U		280-53804-1	0.255	ND	NO
METALS	SW6020	Zinc, Dissolved	DZN	LYMW14	4/2/2014 11:45	0.002		mg/L	J	J	280-53804-1	5	NO	DETECTED
METALS	SW6020	Vanadium, Dissolved	DVA	LYMW14	1/24/2014 12:30		0.0005	mg/L	U		280-51519-1	0.255	ND	NO
METALS	SW6020	Thallium, Dissolved	DTL	LYMW14	1/24/2014 12:30		0.00005	mg/L	U		280-51519-1	0.002	ND	NO
METALS	SW6020	Selenium, Dissolved	DSE	LYMW14	1/24/2014 12:30		0.0007	mg/L	U		280-51519-1	0.05	ND	NO
METALS	SW6020	Selenium, Dissolved	DSE	LYMW14	4/2/2014 11:45		0.0007	mg/L	U		280-53804-1	0.05	ND	NO
METALS	SW6020	Thallium, Dissolved	DTL	LYMW14	4/2/2014 11:45	0.001		mg/L	J	U	280-53804-1	0.002	NO	DETECTED
METALS	SW6020	Antimony, Dissolved	DSB	LYMW14	1/24/2014 12:30		0.0004	mg/L	U		280-51519-1	0.006	ND	NO
METALS	SW6020	Antimony, Dissolved	DSB	LYMW14	4/2/2014 11:45		0.0004	mg/L	U		280-53804-1	0.006	ND	NO
METALS	SW6020	Lead, Dissolved	DPB	LYMW14	4/2/2014 11:45		0.00018	mg/L	U		280-53804-1	0.015	ND	NO
METALS	SW6020	Lead, Dissolved	DPB	LYMW14	1/24/2014 12:30		0.00018	mg/L	U		280-51519-1	0.015	ND	NO
GENERAL	SW 9056A_28D	Sulfate	SULFATE	LYMW14	4/2/2014 11:45	1600		mg/L			280-53804-1	250	YES	DETECTED
METALS	SW6020	Nickel, Dissolved	DNI	LYMW14	4/2/2014 11:45	0.0015		mg/L	J	J	280-53804-1	0.729	NO	DETECTED
METALS	SW6020	Nickel, Dissolved	DNI	LYMW14	1/24/2014 12:30	0.0024		mg/L			280-51519-1	0.729	NO	DETECTED
GENERAL	SW 9056_28D	Chloride	CHLORIDE	LYMW14	1/24/2014 12:30	390		mg/L			280-51519-1	250	YES	DETECTED
GENERAL	SW 9056_28D	Sulfate	SULFATE	LYMW14	1/24/2014 12:30	1700		mg/L			280-51519-1	250	YES	DETECTED
GENERAL	SW 9056A_28D	Chloride	CHLORIDE	LYMW14	4/2/2014 11:45	330		mg/L			280-53804-1	250	YES	DETECTED
GENERAL	SW 9045C Mod	pH, Laboratory	PH_LAB	LYMW14	1/24/2014 12:30	7.04		Std Units	HF	J	280-51519-1		NA	NA
GENERAL	SW 9045C Mod	pH, Laboratory	PH_LAB	LYMW14	4/2/2014 11:45	6.84		Std Units	HF	J	280-53804-1		NA	NA
SVOC	SW 8270C	Pyridine	00110-86-1	LYMW14	1/24/2014 12:30		0.0017	mg/L	U		280-51519-1	0.0365	ND	NO
SVOC	SW 8270C	Bis(2-chloroethyl)ether	00111-44-4	LYMW14	4/2/2014 11:45		0.0004	mg/L	U		280-53804-1	0.0000773	ND	YES
SVOC	SW 8270C	Pyridine	00110-86-1	LYMW14	4/2/2014 11:45		0.0016	mg/L	U		280-53804-1	0.0365	ND	NO
SVOC	SW 8270C	Bis(2-chloroethyl)ether	00111-44-4	LYMW14	1/24/2014 12:30		0.0004	mg/L	U		280-51519-1	0.0000773	ND	YES
SVOC	SW 8270C	Phenol	00108-95-2	LYMW14	4/2/2014 11:45		0.0019	mg/L	U		280-53804-1	10.9	ND	NO
SVOC	SW 8270C	Phenol	00108-95-2	LYMW14	1/24/2014 12:30		0.002	mg/L	U		280-51519-1	10.9	ND	NO
SVOC	SW 8270C	2,4-Dimethylphenol	00105-67-9	LYMW14	4/2/2014 11:45		0.00056	mg/L	U		280-53804-1	0.729	ND	NO
SVOC	SW 8270C	2,4-Dimethylphenol	00105-67-9	LYMW14	1/24/2014 12:30		0.00057	mg/L	U		280-51519-1	0.729	ND	NO
SVOC	SW 8270C	1,4-Dichlorobenzene	00106-46-7	LYMW14	1/24/2014 12:30		0.00031	mg/L	U		280-51519-1	0.075	ND	NO
SVOC	SW 8270C	4-Methylphenol	00106-44-5	LYMW14	1/24/2014 12:30		0.00024	mg/L	U		280-51519-1	0.182	ND	NO
SVOC	SW 8270C	4-Methylphenol	00106-44-5	LYMW14	4/2/2014 11:45		0.00024	mg/L	U		280-53804-1	0.182	ND	NO
SVOC	SW 8270C	1,4-Dichlorobenzene	00106-46-7	LYMW14	4/2/2014 11:45		0.00031	mg/L	U		280-53804-1	0.075	ND	NO
SVOC	SW 8270C	4-Chloroaniline	00106-47-8	LYMW14	4/2/2014 11:45		0.0021	mg/L	U		280-53804-1	0.146	ND	NO
SVOC	SW 8270C	4-Chloroaniline	00106-47-8	LYMW14	1/24/2014 12:30		0.0021	mg/L	U		280-51519-1	0.146	ND	NO
SVOC	SW 8270C	3-Methylphenol	00108-39-4	LYMW14	4/2/2014 11:45		0.00024	mg/L	U		280-53804-1	1.82	ND	NO
SVOC	SW 8270C	3-Methylphenol	00108-39-4	LYMW14	1/24/2014 12:30		0.00024	mg/L	U		280-51519-1	1.82	ND	NO
SVOC	SW 8270C	2-Methylphenol	00095-48-7	LYMW14	1/24/2014 12:30		0.00096	mg/L	U		280-51519-1	1.82	ND	NO
SVOC	SW 8270C	2-Methylphenol	00095-48-7	LYMW14	4/2/2014 11:45		0.00095	mg/L	U		280-53804-1	1.82	ND	NO
SVOC	SW 8270C	1,2-Dichlorobenzene	00095-50-1	LYMW14	4/2/2014 11:45		0.00022	mg/L	U		280-53804-1	0.6	ND	NO
SVOC	SW 8270C	1,2-Dichlorobenzene	00095-50-1	LYMW14	1/24/2014 12:30		0.00023	mg/L	U		280-51519-1	0.6	ND	NO
SVOC	SW 8270C	Nitrobenzene	00098-95-3	LYMW14	1/24/2014 12:30		0.00079	mg/L	U		280-51519-1	0.0729	ND	NO
SVOC	SW 8270C	Hexachlorobutadiene	00087-68-3	LYMW14	1/24/2014 12:30		0.0032	mg/L	U		280-51519-1	0.00109	ND	YES
SVOC	SW 8270C	Nitrobenzene	00098-95-3	LYMW14	4/2/2014 11:45		0.00078	mg/L	U		280-53804-1	0.0729	ND	NO
SVOC	SW 8270C	3,3-Dichlorobenzidine	00091-94-1	LYMW14	1/24/2014 12:30		0.002	mg/L	U		280-51519-1	0.000189	ND	YES
SVOC	SW 8270C	Hexachlorobutadiene	00087-68-3	LYMW14	4/2/2014 11:45		0.0032	mg/L	U		280-53804-1	0.00109	ND	YES

TABLE 3-9. GROUNDWATER POINT-BY-POINT CONSTITUENT OF CONCERN (COC) SCREEN
WYOMING DEPARTMENT OF ENVIRONMENTAL QUALITY, LARAMIE FORMER YTTRIUM PLANT, LARAMIE, WYOMING

CATEGORY	METHOD	ANALYTE	TRI-CAS	SAMPLE ID	DATE/TIME SAMPLED	DETECTED RESULT	NON-DETECTED RESULT (METHOD DETECTION LIMIT (MDL))	UNITS	LAB QUALIFIER	DATA VALIDATION QUALIFIER	LABORATORY DATA SET NUMBER	WATER CLEAN-UP LEVEL - FACT SHEET #13 (mg/L)	IS DETECT VALUE > SCREENING LEVEL	IS MDL > SCREENING LEVEL
SVOC	SW 8270C	3,3-Dichlorobenzidine	00091-94-1	LYMW14	4/2/2014 11:45		0.0019	mg/L	U	R	280-53804-1	0.000189	ND	YES
SVOC	SW 8270C	Diethylphthalate	00084-66-2	LYMW14	1/24/2014 12:30		0.00037	mg/L	U		280-51519-1	29.2	ND	NO
SVOC	SW 8270C	Diethylphthalate	00084-66-2	LYMW14	4/2/2014 11:45		0.00037	mg/L	U		280-53804-1	29.2	ND	NO
SVOC	SW 8270C	Di-n-butylphthalate	00084-74-2	LYMW14	1/24/2014 12:30		0.0011	mg/L	U		280-51519-1	3.65	ND	NO
SVOC	SW 8270C	Di-n-butylphthalate	00084-74-2	LYMW14	4/2/2014 11:45		0.0011	mg/L	U		280-53804-1	3.65	ND	NO
SVOC	SW 8270C	Carbazole	00086-74-8	LYMW14	4/2/2014 11:45		0.00042	mg/L	U		280-53804-1		NA	NA
SVOC	SW 8270C	Carbazole	00086-74-8	LYMW14	1/24/2014 12:30		0.00042	mg/L	U		280-51519-1		NA	NA
SVOC	SW 8270C	Butylbenzylphthalate	00085-68-7	LYMW14	1/24/2014 12:30		0.00098	mg/L	U		280-51519-1	7.29	ND	NO
SVOC	SW 8270C	N-Nitrosodiphenylamine	00086-30-6	LYMW14	1/24/2014 12:30		0.00043	mg/L	U		280-51519-1	0.0174	ND	NO
SVOC	SW 8270C	N-Nitrosodiphenylamine	00086-30-6	LYMW14	4/2/2014 11:45		0.00043	mg/L	U		280-53804-1	0.0174	ND	NO
SVOC	SW 8270C	Butylbenzylphthalate	00085-68-7	LYMW14	4/2/2014 11:45		0.00097	mg/L	U		280-53804-1	7.29	ND	NO
SVOC	SW 8270C	Hexachlorocyclopentadiene	00077-47-4	LYMW14	1/24/2014 12:30		0.0098	mg/L	U		280-51519-1	0.05	ND	NO
SVOC	SW 8270C	Hexachlorocyclopentadiene	00077-47-4	LYMW14	4/2/2014 11:45		0.0097	mg/L	U		280-53804-1	0.05	ND	NO
SVOC	SW 8270C	Isophorone	00078-59-1	LYMW14	1/24/2014 12:30		0.00021	mg/L	U		280-51519-1	0.0895	ND	NO
SVOC	SW 8270C	Isophorone	00078-59-1	LYMW14	4/2/2014 11:45		0.0002	mg/L	U		280-53804-1	0.0895	ND	NO
SVOC	SW 8270C	Hexachloroethane	00067-72-1	LYMW14	4/2/2014 11:45		0.002	mg/L	U		280-53804-1	0.00608	ND	NO
SVOC	SW 8270C	Hexachloroethane	00067-72-1	LYMW14	1/24/2014 12:30		0.0021	mg/L	U		280-51519-1	0.00608	ND	NO
SVOC	SW 8270C-SIM	Benzo(a)pyrene	00050-32-8	LYMW14	1/24/2014 12:30		0.0000051	mg/L	U	UJ	280-51519-1	0.0002	ND	NO
SVOC	SW 8270C-SIM	Benzo(a)pyrene	00050-32-8	LYMW14	4/2/2014 11:45		0.000005	mg/L	U		280-53804-1	0.0002	ND	NO
SVOC	SW 8270C-SIM	Dibenzo(a,h)anthracene	00053-70-3	LYMW14	4/2/2014 11:45		0.0000047	mg/L	U		280-53804-1	0.0000117	ND	NO
SVOC	SW 8270C-SIM	Fluorene	00086-73-7	LYMW14	1/24/2014 12:30	0.00016		mg/L			280-51519-1	1.46	NO	DETECTED
SVOC	SW 8270C-SIM	Fluorene	00086-73-7	LYMW14	4/2/2014 11:45	0.000021		mg/L	J	J	280-53804-1	1.46	NO	DETECTED
SVOC	SW 8270C-SIM	Phenanthrene	00085-01-8	LYMW14	4/2/2014 11:45	0.000072		mg/L	J	J	280-53804-1		NA	NA
SVOC	SW 8270C-SIM	Benzo(a)anthracene	00056-55-3	LYMW14	4/2/2014 11:45		0.0000031	mg/L	U		280-53804-1	0.000117	ND	NO
SVOC	SW 8270C-SIM	Dibenzo(a,h)anthracene	00053-70-3	LYMW14	1/24/2014 12:30		0.0000047	mg/L	U		280-51519-1	0.0000117	ND	NO
SVOC	SW 8270C-SIM	Benzo(a)anthracene	00056-55-3	LYMW14	1/24/2014 12:30		0.0000032	mg/L	U		280-51519-1	0.000117	ND	NO
SVOC	SW 8270C-SIM	Acenaphthene	00083-32-9	LYMW14	1/24/2014 12:30	0.00034		mg/L			280-51519-1	2.19	NO	DETECTED
SVOC	SW 8270C-SIM	Phenanthrene	00085-01-8	LYMW14	1/24/2014 12:30	0.0002		mg/L	B		280-51519-1		NA	NA
SVOC	SW 8270C-SIM	Naphthalene	00091-20-3	LYMW14	1/24/2014 12:30	0.00025		mg/L			280-51519-1	0.729	NO	DETECTED
SVOC	SW 8270C-SIM	Acenaphthene	00083-32-9	LYMW14	4/2/2014 11:45		0.00001	mg/L	U		280-53804-1	2.19	ND	NO
SVOC	SW 8270C-SIM	1-Methylnaphthalene	00090-12-0	LYMW14	1/24/2014 12:30	0.00012		mg/L			280-51519-1	0.00097	NO	DETECTED
SVOC	SW 8270C-SIM	1-Methylnaphthalene	00090-12-0	LYMW14	4/2/2014 11:45		0.0000055	mg/L	U		280-53804-1	0.00097	ND	NO
SVOC	SW 8270C-SIM	2-Methylnaphthalene	00091-57-6	LYMW14	1/24/2014 12:30	0.000051		mg/L	J	J	280-51519-1	0.146	NO	DETECTED
SVOC	SW 8270C-SIM	Naphthalene	00091-20-3	LYMW14	4/2/2014 11:45		0.0000052	mg/L	U		280-53804-1	0.729	ND	NO

TABLE 3-9. GROUNDWATER POINT-BY-POINT CONSTITUENT OF CONCERN (COC) SCREEN
WYOMING DEPARTMENT OF ENVIRONMENTAL QUALITY, LARAMIE FORMER YTTRIUM PLANT, LARAMIE, WYOMING

CATEGORY	METHOD	ANALYTE	TRI-CAS	SAMPLE ID	DATE/TIME SAMPLED	DETECTED RESULT	NON-DETECTED RESULT (METHOD DETECTION LIMIT (MDL))	UNITS	LAB QUALIFIER	DATA VALIDATION QUALIFIER	LABORATORY DATA SET NUMBER	WATER CLEAN-UP LEVEL - FACT SHEET #13 (mg/L)	IS DETECT VALUE > SCREENING LEVEL	IS MDL > SCREENING LEVEL
SVOC	SW 8270C-SIM	2-Methylnaphthalene	00091-57-6	LYMW14	4/2/2014 11:45		0.000005	mg/L	U		280-53804-1	0.146	ND	NO
SVOC	SW 8270C-SIM	Anthracene	00120-12-7	LYMW14	1/24/2014 12:30	0.000096		mg/L	J	J	280-51519-1	10.9	NO	DETECTED
SVOC	SW 8270C-SIM	Dibenzofuran	00132-64-9	LYMW14	4/2/2014 11:45		0.000015	mg/L	U		280-53804-1	0.00058	ND	NO
SVOC	SW 8270C-SIM	Pyrene	00129-00-0	LYMW14	4/2/2014 11:45		0.0000078	mg/L	U		280-53804-1	1.09	ND	NO
SVOC	SW 8270C-SIM	Dibenzofuran	00132-64-9	LYMW14	1/24/2014 12:30	0.000024		mg/L	J	J	280-51519-1	0.00058	NO	DETECTED
SVOC	SW 8270C-SIM	Pyrene	00129-00-0	LYMW14	1/24/2014 12:30	0.000014		mg/L	J B	U	280-51519-1	1.09	NO	DETECTED
SVOC	SW 8270C-SIM	Chrysene	00218-01-9	LYMW14	4/2/2014 11:45		0.0000031	mg/L	U		280-53804-1	0.0117	ND	NO
SVOC	SW 8270C-SIM	Anthracene	00120-12-7	LYMW14	4/2/2014 11:45	0.000084		mg/L	J	J	280-53804-1	10.9	NO	DETECTED
SVOC	SW 8270C-SIM	Chrysene	00218-01-9	LYMW14	1/24/2014 12:30		0.0000031	mg/L	U		280-51519-1	0.0117	ND	NO
SVOC	SW 8270C-SIM	Benzo(k)fluoranthene	00207-08-9	LYMW14	4/2/2014 11:45		0.0000049	mg/L	U		280-53804-1	0.00117	ND	NO
SVOC	SW 8270C-SIM	Acenaphthylene	00208-96-8	LYMW14	1/24/2014 12:30	0.000054		mg/L	J	J	280-51519-1		NA	NA
SVOC	SW 8270C-SIM	Benzo(k)fluoranthene	00207-08-9	LYMW14	1/24/2014 12:30		0.000005	mg/L	U		280-51519-1	0.00117	ND	NO
SVOC	SW 8270C-SIM	Acenaphthylene	00208-96-8	LYMW14	4/2/2014 11:45		0.0000097	mg/L	U		280-53804-1		NA	NA
SVOC	SW 8270C-SIM	Benzo(g,h,i)perylene	00191-24-2	LYMW14	1/24/2014 12:30		0.0000035	mg/L	U		280-51519-1		NA	NA
SVOC	SW 8270C-SIM	Indeno(1,2,3-cd)pyrene	00193-39-5	LYMW14	1/24/2014 12:30		0.000014	mg/L	U		280-51519-1	0.000117	ND	NO
SVOC	SW 8270C-SIM	Benzo(g,h,i)perylene	00191-24-2	LYMW14	4/2/2014 11:45		0.0000034	mg/L	U		280-53804-1		NA	NA
SVOC	SW 8270C-SIM	Indeno(1,2,3-cd)pyrene	00193-39-5	LYMW14	4/2/2014 11:45		0.000014	mg/L	U		280-53804-1	0.000117	ND	NO
SVOC	SW 8270C-SIM	Benzo(b)fluoranthene	00205-99-2	LYMW14	4/2/2014 11:45		0.0000033	mg/L	U		280-53804-1	0.000117	ND	NO
SVOC	SW 8270C-SIM	Fluoranthene	00206-44-0	LYMW14	1/24/2014 12:30	0.0000057		mg/L	J B	U	280-51519-1	1.46	NO	DETECTED
SVOC	SW 8270C-SIM	Benzo(b)fluoranthene	00205-99-2	LYMW14	1/24/2014 12:30		0.0000034	mg/L	U		280-51519-1	0.000117	ND	NO
SVOC	SW 8270C-SIM	Fluoranthene	00206-44-0	LYMW14	4/2/2014 11:45		0.0000044	mg/L	U		280-53804-1	1.46	ND	NO
VOC	SOM01.2	Phenol	00108-95-2	YPGW01	10/17/2011 0:00		0.005	mg/L	U		Historical	10.9	ND	NO
VOC	SOM01.2	Cyclohexane	00110-82-7	YPGW01	10/17/2011 0:00		0.005	mg/L	U		Historical		NA	NA
VOC	SOM01.2	1,2,3-Trichlorobenzene	00087-61-6	YPGW01	10/17/2011 0:00		0.005	mg/L	U		Historical		NA	NA
VOC	SOM01.2	Naphthalene	00091-20-3	YPGW01	10/17/2011 0:00		0.005	mg/L	U		Historical	0.729	ND	NO
VOC	SOM01.2	Isopropylbenzene	00098-82-8	YPGW01	10/17/2011 0:00		0.005	mg/L	U		Historical		NA	NA
VOC	SOM01.2	Acetophenone	00098-86-2	YPGW01	10/17/2011 0:00	0.00034		mg/L	J,B		Historical		NA	NA
VOC	SOM01.2	Biphenyl	00092-52-4	YPGW01	10/17/2011 0:00		0.005	mg/L	U		Historical		NA	NA
VOC	SOM01.2	o-Xylene	00095-47-6	YPGW01	10/17/2011 0:00		0.005	mg/L	U		Historical	7.29	ND	NO
VOC	SOM01.2	Methyl cyclohexane	00108-87-2	YPGW01	10/17/2011 0:00		0.005	mg/L	U		Historical		NA	NA
VOC	SOM01.2	Toluene	00108-88-3	YPGW01	10/17/2011 0:00	0.0001		mg/L	J		Historical	1	NO	DETECTED
VOC	SOM01.2	Benzaldehyde	00100-52-7	YPGW01	10/17/2011 0:00		0.005	mg/L	U		Historical		NA	NA
VOC	SOM01.2	Ethylbenzene	00100-41-4	YPGW01	10/17/2011 0:00		0.005	mg/L	U		Historical	0.7	ND	NO

TABLE 3-9. GROUNDWATER POINT-BY-POINT CONSTITUENT OF CONCERN (COC) SCREEN
WYOMING DEPARTMENT OF ENVIRONMENTAL QUALITY, LARAMIE FORMER YTTRIUM PLANT, LARAMIE, WYOMING

CATEGORY	METHOD	ANALYTE	TRI-CAS	SAMPLE ID	DATE/TIME SAMPLED	DETECTED RESULT	NON-DETECTED RESULT (METHOD DETECTION LIMIT (MDL))	UNITS	LAB QUALIFIER	DATA VALIDATION QUALIFIER	LABORATORY DATA SET NUMBER	WATER CLEAN-UP LEVEL - FACT SHEET #13 (mg/L)	IS DETECT VALUE > SCREENING LEVEL	IS MDL > SCREENING LEVEL
VOC	SOM01.2	cis-1,2-Dichloroethene	00156-59-2	YPGW01	10/17/2011 0:00		0.005	mg/L	U		Historical	0.07	ND	NO
VOC	SOM01.2	Benzo(g,h,i)perylene	00191-24-2	YPGW01	10/17/2011 0:00		0.005	mg/L	U		Historical		NA	NA
VOC	SOM01.2	Acenaphthylene	00208-96-8	YPGW01	10/17/2011 0:00		0.005	mg/L	U		Historical		NA	NA
VOC	SOM01.2	Acetone	00067-64-1	YPGW01	10/17/2011 0:00	0.0023		mg/L	J		Historical	32.8	NO	DETECTED
VOC	SOM01.2	Benzo(a)pyrene	00050-32-8	YPGW01	10/17/2011 0:00		0.005	mg/L	U		Historical	0.0002	ND	YES
VOC	SOM01.2	Benzene	00071-43-2	YPGW01	10/17/2011 0:00		0.005	mg/L	U		Historical	0.005	ND	NO
VOC	SOM01.2	Chloromethane	00074-87-3	YPGW01	10/17/2011 0:00		0.005	mg/L	U		Historical		NA	NA
VOC	SOM01.2	Benzo(a)anthracene	00056-55-3	YPGW01	10/17/2011 0:00		0.005	mg/L	U		Historical	0.000117	ND	YES
VOC	SOM01.2	Trichloroethene	00079-01-6	YPGW01	10/17/2011 0:00		0.005	mg/L	U		Historical	0.005	ND	NO
VOC	SOM01.2	Phenanthrene	00085-01-8	YPGW01	10/17/2011 0:00		0.005	mg/L	U		Historical		NA	NA
VOC	SOM01.2	Fluorene	00086-73-7	YPGW01	10/17/2011 0:00		0.005	mg/L	U		Historical	1.46	ND	NO
VOC	SOM01.2	Di-n-butylphthalate	00084-74-2	YPGW01	10/17/2011 0:00		0.005	mg/L	U		Historical	3.65	ND	NO
VOC	SOM01.2	Diethylphthalate	00084-66-2	YPGW01	10/17/2011 0:00		0.005	mg/L	U		Historical	29.2	ND	NO
VOC	SOM01.2	Acenaphthene	00083-32-9	YPGW01	10/17/2011 0:00		0.005	mg/L	U		Historical	2.19	ND	NO
METALS	ISM01.3	Selenium, Total	SE	YPGW01	10/17/2011 0:00		0.035	mg/L	U		Historical	0.05	ND	NO
METALS	ISM01.3	Thallium, Total	TL	YPGW01	10/17/2011 0:00	0.0013		mg/L	J		Historical	0.002	NO	DETECTED
METALS	ISM01.3	Vanadium, Total	VA	YPGW01	10/17/2011 0:00		0.05	mg/L	U		Historical	0.255	ND	NO
METALS	ISM01.3	Zinc, Total	ZN	YPGW01	10/17/2011 0:00	0.0025		mg/L	J		Historical	5	NO	DETECTED
METALS	ISM01.3	Lead, Total	PB	YPGW01	10/17/2011 0:00	0.0031		mg/L	J		Historical	0.015	NO	DETECTED
METALS	ISM01.3	Nickel, Total	NI	YPGW01	10/17/2011 0:00	0.0033		mg/L	J		Historical	0.729	NO	DETECTED
METALS	ISM01.3	Sodium, Total	NA	YPGW01	10/17/2011 0:00	195		mg/L			Historical		NA	NA
METALS	ISM01.3	Manganese, Total	MN	YPGW01	10/17/2011 0:00	0.324		mg/L			Historical	0.05	YES	DETECTED
METALS	ISM01.3	Magnesium, Total	MG	YPGW01	10/17/2011 0:00	226		mg/L			Historical		NA	NA
METALS	ISM01.3	Potassium, Total	K	YPGW01	10/17/2011 0:00	5.52		mg/L	E		Historical		NA	NA
METALS	ISM01.3	Iron, Total	FE	YPGW01	10/17/2011 0:00	0.989		mg/L			Historical	25.5	NO	DETECTED
METALS	ISM01.3	Cadmium, Total	CD	YPGW01	10/17/2011 0:00		0.005	mg/L	U		Historical	0.005	ND	NO
METALS	ISM01.3	Cobalt, Total	CO	YPGW01	10/17/2011 0:00	0.0012		mg/L	J		Historical	0.0109	NO	DETECTED
METALS	ISM01.3	Chromium, Total	CR	YPGW01	10/17/2011 0:00		0.01	mg/L	U		Historical	0.1	ND	NO
METALS	ISM01.3	Silver, Total	AG	YPGW01	10/17/2011 0:00		0.01	mg/L	U		Historical	0.1	ND	NO
METALS	ISM01.3	Arsenic, Total	AS	YPGW01	10/17/2011 0:00		0.01	mg/L	U		Historical	0.01	ND	NO
METALS	ISM01.3	Aluminum, Total	AL	YPGW01	10/17/2011 0:00	0.372		mg/L	*, N		Historical	36.5	NO	DETECTED
METALS	ISM01.3	Copper, Total	CU	YPGW01	10/17/2011 0:00	0.0019		mg/L	J		Historical	1.3	NO	DETECTED
METALS	ISM01.3	Calcium, Total	CA	YPGW01	10/17/2011 0:00	281		mg/L			Historical	0.005	YES	DETECTED
METALS	ISM01.3	Barium, Total	BA	YPGW01	10/17/2011 0:00	0.0332		mg/L	J		Historical	2	NO	DETECTED
METALS	ISM01.3	Beryllium, Total	BE	YPGW01	10/17/2011 0:00		0.005	mg/L	U		Historical	0.004	ND	YES
VOC	SOM01.2	m,p-Xylene	MPXYLENE	YPGW01	10/17/2011 0:00		0.005	mg/L	U		Historical	7.29	ND	NO
VOC	SOM01.2	MTBE	01634-04-4	YPGW01	10/17/2011 0:00	0.0029		mg/L	J		Historical	0.0473	NO	DETECTED
VOC	SOM01.2	Dibenzofuran	00132-64-9	YPGW01	10/17/2011 0:00		0.005	mg/L	U		Historical	0.00058	ND	YES
VOC	SOM01.2	2,4-Dinitrotoluene	00121-14-2	YPGW01	10/17/2011 0:00		0.005	mg/L	U		Historical	0.0729	ND	NO
VOC	SOM01.2	Tetrachloroethene	00127-18-4	YPGW01	10/17/2011 0:00	0.00033		mg/L	J		Historical	0.005	NO	DETECTED
VOC	SOM01.2	Pyrene	00129-00-0	YPGW01	10/17/2011 0:00		0.005	mg/L	U		Historical	1.09	ND	NO
VOC	SOM01.2	Anthracene	00120-12-7	YPGW01	10/17/2011 0:00		0.005	mg/L	U		Historical	10.9	ND	NO
VOC	SOM01.2	Bis(2-ethylhexyl)phthalate	00117-81-7	YPGW01	10/17/2011 0:00	0.0022		mg/L	J,B		Historical	0.006	NO	DETECTED
GENERAL	8015B	TPH DRO	TEH1	YPGW01	10/17/2011 0:00	0.00019		mg/L	J		Historical	1.1	NO	DETECTED
GENERAL	8015B	TPH GRO	TVH1	YPGW01	10/17/2011 0:00		0.025	mg/L			Historical	7.3	ND	NO
GENERAL	8015B	TPH GRO	TVH1	YPGW02	10/17/2011 0:00		0.025	mg/L			Historical	7.3	ND	NO
GENERAL	8015B	TPH DRO	TEH1	YPGW02	10/17/2011 0:00		0.00026	mg/L			Historical	1.1	ND	NO
VOC	SOM01.2	Bis(2-ethylhexyl)phthalate	00117-81-7	YPGW02	10/17/2011 0:00	0.0029		mg/L	J,B		Historical	0.006	NO	DETECTED
VOC	SOM01.2	Anthracene	00120-12-7	YPGW02	10/17/2011 0:00		0.005	mg/L	U		Historical	10.9	ND	NO

TABLE 3-9. GROUNDWATER POINT-BY-POINT CONSTITUENT OF CONCERN (COC) SCREEN
WYOMING DEPARTMENT OF ENVIRONMENTAL QUALITY, LARAMIE FORMER YTTRIUM PLANT, LARAMIE, WYOMING

CATEGORY	METHOD	ANALYTE	TRI-CAS	SAMPLE ID	DATE/TIME SAMPLED	DETECTED RESULT	NON-DETECTED RESULT (METHOD DETECTION LIMIT (MDL))	UNITS	LAB QUALIFIER	DATA VALIDATION QUALIFIER	LABORATORY DATA SET NUMBER	WATER CLEAN-UP LEVEL - FACT SHEET #13 (mg/L)	IS DETECT VALUE > SCREENING LEVEL	IS MDL > SCREENING LEVEL
VOC	SOM01.2	Pyrene	00129-00-0	YPGW02	10/17/2011 0:00		0.005	mg/L	U		Historical	1.09	ND	NO
VOC	SOM01.2	Tetrachloroethene	00127-18-4	YPGW02	10/17/2011 0:00		0.005	mg/L	U		Historical	0.005	ND	NO
VOC	SOM01.2	2,4-Dinitrotoluene	00121-14-2	YPGW02	10/17/2011 0:00		0.005	mg/L	U		Historical	0.0729	ND	NO
VOC	SOM01.2	Dibenzofuran	00132-64-9	YPGW02	10/17/2011 0:00		0.005	mg/L	U		Historical	0.00058	ND	YES
VOC	SOM01.2	MTBE	01634-04-4	YPGW02	10/17/2011 0:00	0.00096		mg/L	J		Historical	0.0473	NO	DETECTED
VOC	SOM01.2	m,p-Xylene	MPXYLENE	YPGW02	10/17/2011 0:00		0.005	mg/L	U		Historical	7.29	ND	NO
METALS	ISM01.3	Beryllium, Total	BE	YPGW02	10/17/2011 0:00	0.00012		mg/L	J		Historical	0.004	NO	DETECTED
METALS	ISM01.3	Barium, Total	BA	YPGW02	10/17/2011 0:00	0.0471		mg/L	J		Historical	2	NO	DETECTED
METALS	ISM01.3	Calcium, Total	CA	YPGW02	10/17/2011 0:00	224		mg/L			Historical	0.005	YES	DETECTED
METALS	ISM01.3	Copper, Total	CU	YPGW02	10/17/2011 0:00	0.0037		mg/L	J		Historical	1.3	NO	DETECTED
METALS	ISM01.3	Aluminum, Total	AL	YPGW02	10/17/2011 0:00	1.56		mg/L	*, N		Historical	36.5	NO	DETECTED
METALS	ISM01.3	Arsenic, Total	AS	YPGW02	10/17/2011 0:00		0.01	mg/L	U		Historical	0.01	ND	NO
METALS	ISM01.3	Silver, Total	AG	YPGW02	10/17/2011 0:00		0.01	mg/L	U		Historical	0.1	ND	NO
METALS	ISM01.3	Chromium, Total	CR	YPGW02	10/17/2011 0:00	0.0022		mg/L	J		Historical	0.1	NO	DETECTED
METALS	ISM01.3	Cobalt, Total	CO	YPGW02	10/17/2011 0:00	0.0016		mg/L	J		Historical	0.0109	NO	DETECTED
METALS	ISM01.3	Cadmium, Total	CD	YPGW02	10/17/2011 0:00	0.00033		mg/L	J		Historical	0.005	NO	DETECTED
METALS	ISM01.3	Iron, Total	FE	YPGW02	10/17/2011 0:00	2.21		mg/L			Historical	25.5	NO	DETECTED
METALS	ISM01.3	Potassium, Total	K	YPGW02	10/17/2011 0:00	5.62		mg/L	E		Historical		NA	NA
METALS	ISM01.3	Magnesium, Total	MG	YPGW02	10/17/2011 0:00	192		mg/L			Historical		NA	NA
METALS	ISM01.3	Manganese, Total	MN	YPGW02	10/17/2011 0:00	0.282		mg/L			Historical	0.05	YES	DETECTED
METALS	ISM01.3	Sodium, Total	NA	YPGW02	10/17/2011 0:00	181		mg/L			Historical		NA	NA
METALS	ISM01.3	Nickel, Total	NI	YPGW02	10/17/2011 0:00	0.005		mg/L	J		Historical	0.729	NO	DETECTED
METALS	ISM01.3	Lead, Total	PB	YPGW02	10/17/2011 0:00	0.0031		mg/L	J		Historical	0.015	NO	DETECTED
METALS	ISM01.3	Zinc, Total	ZN	YPGW02	10/17/2011 0:00	0.0102		mg/L	J		Historical	5	NO	DETECTED
METALS	ISM01.3	Vanadium, Total	VA	YPGW02	10/17/2011 0:00	0.0044		mg/L	J		Historical	0.255	NO	DETECTED
METALS	ISM01.3	Thallium, Total	TL	YPGW02	10/17/2011 0:00		0.025	mg/L	U		Historical	0.002	ND	YES
METALS	ISM01.3	Selenium, Total	SE	YPGW02	10/17/2011 0:00		0.035	mg/L	U		Historical	0.05	ND	NO
VOC	SOM01.2	Acenaphthene	00083-32-9	YPGW02	10/17/2011 0:00		0.005	mg/L	U		Historical	2.19	ND	NO
VOC	SOM01.2	Diethylphthalate	00084-66-2	YPGW02	10/17/2011 0:00		0.005	mg/L	U		Historical	29.2	ND	NO
VOC	SOM01.2	Di-n-butylphthalate	00084-74-2	YPGW02	10/17/2011 0:00		0.005	mg/L	U		Historical	3.65	ND	NO
VOC	SOM01.2	Fluorene	00086-73-7	YPGW02	10/17/2011 0:00		0.005	mg/L	U		Historical	1.46	ND	NO
VOC	SOM01.2	Phenanthrene	00085-01-8	YPGW02	10/17/2011 0:00		0.005	mg/L	U		Historical		NA	NA
VOC	SOM01.2	Trichloroethene	00079-01-6	YPGW02	10/17/2011 0:00		0.005	mg/L	U		Historical	0.005	ND	NO
VOC	SOM01.2	Benzo(a)anthracene	00056-55-3	YPGW02	10/17/2011 0:00		0.005	mg/L	U		Historical	0.000117	ND	YES
VOC	SOM01.2	Chloromethane	00074-87-3	YPGW02	10/17/2011 0:00		0.005	mg/L	U		Historical		NA	NA
VOC	SOM01.2	Benzene	00071-43-2	YPGW02	10/17/2011 0:00		0.005	mg/L	U		Historical	0.005	ND	NO
VOC	SOM01.2	Benzo(a)pyrene	00050-32-8	YPGW02	10/17/2011 0:00		0.005	mg/L	U		Historical	0.0002	ND	YES
VOC	SOM01.2	Acetone	00067-64-1	YPGW02	10/17/2011 0:00		0.01	mg/L	U		Historical	32.8	ND	NO
VOC	SOM01.2	Acenaphthylene	00208-96-8	YPGW02	10/17/2011 0:00		0.005	mg/L	U		Historical		NA	NA
VOC	SOM01.2	Benzo(g,h,i)perylene	00191-24-2	YPGW02	10/17/2011 0:00		0.005	mg/L	U		Historical		NA	NA
VOC	SOM01.2	cis-1,2-Dichloroethene	00156-59-2	YPGW02	10/17/2011 0:00		0.005	mg/L	U		Historical	0.07	ND	NO
VOC	SOM01.2	Ethylbenzene	00100-41-4	YPGW02	10/17/2011 0:00		0.005	mg/L	U		Historical	0.7	ND	NO
VOC	SOM01.2	Benzaldehyde	00100-52-7	YPGW02	10/17/2011 0:00		0.005	mg/L	U		Historical		NA	NA
VOC	SOM01.2	Toluene	00108-88-3	YPGW02	10/17/2011 0:00		0.005	mg/L	U		Historical	1	ND	NO
VOC	SOM01.2	Methyl cyclohexane	00108-87-2	YPGW02	10/17/2011 0:00		0.005	mg/L	U		Historical		NA	NA
VOC	SOM01.2	o-Xylene	00095-47-6	YPGW02	10/17/2011 0:00		0.005	mg/L	U		Historical	7.29	ND	NO
VOC	SOM01.2	Biphenyl	00092-52-4	YPGW02	10/17/2011 0:00		0.005	mg/L	U		Historical		NA	NA
VOC	SOM01.2	Acetophenone	00098-86-2	YPGW02	10/17/2011 0:00	0.00015		mg/L	J,B		Historical		NA	NA
VOC	SOM01.2	Isopropylbenzene	00098-82-8	YPGW02	10/17/2011 0:00		0.005	mg/L	U		Historical		NA	NA

TABLE 3-9. GROUNDWATER POINT-BY-POINT CONSTITUENT OF CONCERN (COC) SCREEN
WYOMING DEPARTMENT OF ENVIRONMENTAL QUALITY, LARAMIE FORMER YTTRIUM PLANT, LARAMIE, WYOMING

CATEGORY	METHOD	ANALYTE	TRI-CAS	SAMPLE ID	DATE/TIME SAMPLED	DETECTED RESULT	NON-DETECTED RESULT (METHOD DETECTION LIMIT (MDL))	UNITS	LAB QUALIFIER	DATA VALIDATION QUALIFIER	LABORATORY DATA SET NUMBER	WATER CLEAN-UP LEVEL - FACT SHEET #13 (mg/L)	IS DETECT VALUE > SCREENING LEVEL	IS MDL > SCREENING LEVEL
VOC	SOM01.2	Naphthalene	00091-20-3	YPGW02	10/17/2011 0:00		0.005	mg/L	U		Historical	0.729	ND	NO
VOC	SOM01.2	1,2,3-Trichlorobenzene	00087-61-6	YPGW02	10/17/2011 0:00		0.005	mg/L	U		Historical		NA	NA
VOC	SOM01.2	Cyclohexane	00110-82-7	YPGW02	10/17/2011 0:00		0.005	mg/L	U		Historical		NA	NA
VOC	SOM01.2	Phenol	00108-95-2	YPGW02	10/17/2011 0:00		0.005	mg/L	U		Historical	10.9	ND	NO
VOC	SOM01.2	Phenol	00108-95-2	YPGW03	10/17/2011 0:00		0.005	mg/L	U		Historical	10.9	ND	NO
VOC	SOM01.2	Cyclohexane	00110-82-7	YPGW03	10/17/2011 0:00		0.005	mg/L	U		Historical		NA	NA
VOC	SOM01.2	1,2,3-Trichlorobenzene	00087-61-6	YPGW03	10/17/2011 0:00		0.005	mg/L	U		Historical		NA	NA
VOC	SOM01.2	Naphthalene	00091-20-3	YPGW03	10/17/2011 0:00	0.00019		mg/L	J		Historical	0.729	NO	DETECTED
VOC	SOM01.2	Isopropylbenzene	00098-82-8	YPGW03	10/17/2011 0:00		0.005	mg/L	U		Historical		NA	NA
VOC	SOM01.2	Acetophenone	00098-86-2	YPGW03	10/17/2011 0:00	0.00052		mg/L	J,B		Historical		NA	NA
VOC	SOM01.2	Biphenyl	00092-52-4	YPGW03	10/17/2011 0:00		0.005	mg/L	U		Historical		NA	NA
VOC	SOM01.2	o-Xylene	00095-47-6	YPGW03	10/17/2011 0:00		0.005	mg/L	U		Historical	7.29	ND	NO
VOC	SOM01.2	Methyl cyclohexane	00108-87-2	YPGW03	10/17/2011 0:00		0.005	mg/L	U		Historical		NA	NA
VOC	SOM01.2	Toluene	00108-88-3	YPGW03	10/17/2011 0:00		0.005	mg/L	U		Historical	1	ND	NO
VOC	SOM01.2	Benzaldehyde	00100-52-7	YPGW03	10/17/2011 0:00	0.00021		mg/L	J,B		Historical		NA	NA
VOC	SOM01.2	Ethylbenzene	00100-41-4	YPGW03	10/17/2011 0:00		0.005	mg/L	U		Historical	0.7	ND	NO
VOC	SOM01.2	cis-1,2-Dichloroethene	00156-59-2	YPGW03	10/17/2011 0:00		0.005	mg/L	U		Historical	0.07	ND	NO
VOC	SOM01.2	Benzo(g,h,i)perylene	00191-24-2	YPGW03	10/17/2011 0:00		0.005	mg/L	U		Historical		NA	NA
VOC	SOM01.2	Acenaphthylene	00208-96-8	YPGW03	10/17/2011 0:00		0.005	mg/L	U		Historical		NA	NA
VOC	SOM01.2	Acetone	00067-64-1	YPGW03	10/17/2011 0:00		0.01	mg/L	U		Historical	32.8	ND	NO
VOC	SOM01.2	Benzo(a)pyrene	00050-32-8	YPGW03	10/17/2011 0:00		0.005	mg/L	U		Historical	0.0002	ND	YES
VOC	SOM01.2	Benzene	00071-43-2	YPGW03	10/17/2011 0:00		0.005	mg/L	U		Historical	0.005	ND	NO
VOC	SOM01.2	Chloromethane	00074-87-3	YPGW03	10/17/2011 0:00		0.005	mg/L	U		Historical		NA	NA
VOC	SOM01.2	Benzo(a)anthracene	00056-55-3	YPGW03	10/17/2011 0:00		0.005	mg/L	U		Historical	0.000117	ND	YES
VOC	SOM01.2	Trichloroethene	00079-01-6	YPGW03	10/17/2011 0:00		0.005	mg/L	U		Historical	0.005	ND	NO
VOC	SOM01.2	Phenanthrene	00085-01-8	YPGW03	10/17/2011 0:00	0.00015		mg/L	J		Historical		NA	NA
VOC	SOM01.2	Fluorene	00086-73-7	YPGW03	10/17/2011 0:00	0.00037		mg/L	J		Historical	1.46	NO	DETECTED
VOC	SOM01.2	Di-n-butylphthalate	00084-74-2	YPGW03	10/17/2011 0:00	0.00016		mg/L	J		Historical	3.65	NO	DETECTED
VOC	SOM01.2	Diethylphthalate	00084-66-2	YPGW03	10/17/2011 0:00	0.00016		mg/L	J		Historical	29.2	NO	DETECTED
VOC	SOM01.2	Acenaphthene	00083-32-9	YPGW03	10/17/2011 0:00	0.00027		mg/L	J		Historical	2.19	NO	DETECTED
METALS	ISM01.3	Selenium, Total	SE	YPGW03	10/17/2011 0:00		0.035	mg/L	U		Historical	0.05	ND	NO
METALS	ISM01.3	Thallium, Total	TL	YPGW03	10/17/2011 0:00	0.0031		mg/L	J		Historical	0.002	YES	DETECTED
METALS	ISM01.3	Vanadium, Total	VA	YPGW03	10/17/2011 0:00		0.05	mg/L	U		Historical	0.255	ND	NO
METALS	ISM01.3	Zinc, Total	ZN	YPGW03	10/17/2011 0:00	0.001		mg/L	J		Historical	5	NO	DETECTED
METALS	ISM01.3	Lead, Total	PB	YPGW03	10/17/2011 0:00	0.0038		mg/L	J		Historical	0.015	NO	DETECTED
METALS	ISM01.3	Nickel, Total	NI	YPGW03	10/17/2011 0:00	0.001		mg/L	J		Historical	0.729	NO	DETECTED
METALS	ISM01.3	Sodium, Total	NA	YPGW03	10/17/2011 0:00	265		mg/L	D		Historical		NA	NA
METALS	ISM01.3	Manganese, Total	MN	YPGW03	10/17/2011 0:00	3.58		mg/L			Historical	0.05	YES	DETECTED
METALS	ISM01.3	Magnesium, Total	MG	YPGW03	10/17/2011 0:00	282		mg/L			Historical		NA	NA
METALS	ISM01.3	Potassium, Total	K	YPGW03	10/17/2011 0:00	6.22		mg/L	E		Historical		NA	NA
METALS	ISM01.3	Iron, Total	FE	YPGW03	10/17/2011 0:00	24.4		mg/L			Historical	25.5	NO	DETECTED
METALS	ISM01.3	Cadmium, Total	CD	YPGW03	10/17/2011 0:00		0.005	mg/L	U		Historical	0.005	ND	NO
METALS	ISM01.3	Cobalt, Total	CO	YPGW03	10/17/2011 0:00		0.05	mg/L	U		Historical	0.0109	ND	YES
METALS	ISM01.3	Chromium, Total	CR	YPGW03	10/17/2011 0:00		0.01	mg/L	U		Historical	0.1	ND	NO
METALS	ISM01.3	Silver, Total	AG	YPGW03	10/17/2011 0:00		0.01	mg/L	U		Historical	0.1	ND	NO
METALS	ISM01.3	Arsenic, Total	AS	YPGW03	10/17/2011 0:00		0.01	mg/L	U		Historical	0.01	ND	NO
METALS	ISM01.3	Aluminum, Total	AL	YPGW03	10/17/2011 0:00	0.0579		mg/L	J,*,N		Historical	36.5	NO	DETECTED
METALS	ISM01.3	Copper, Total	CU	YPGW03	10/17/2011 0:00		0.025	mg/L	U		Historical	1.3	ND	NO
METALS	ISM01.3	Calcium, Total	CA	YPGW03	10/17/2011 0:00	308		mg/L			Historical	0.005	YES	DETECTED

TABLE 3-9. GROUNDWATER POINT-BY-POINT CONSTITUENT OF CONCERN (COC) SCREEN
WYOMING DEPARTMENT OF ENVIRONMENTAL QUALITY, LARAMIE FORMER YTTRIUM PLANT, LARAMIE, WYOMING

CATEGORY	METHOD	ANALYTE	TRI-CAS	SAMPLE ID	DATE/TIME SAMPLED	DETECTED RESULT	NON-DETECTED RESULT (METHOD DETECTION LIMIT (MDL))	UNITS	LAB QUALIFIER	DATA VALIDATION QUALIFIER	LABORATORY DATA SET NUMBER	WATER CLEAN-UP LEVEL - FACT SHEET #13 (mg/L)	IS DETECT VALUE > SCREENING LEVEL	IS MDL > SCREENING LEVEL
METALS	ISM01.3	Barium, Total	BA	YPGW03	10/17/2011 0:00	0.0505		mg/L	J		Historical	2	NO	DETECTED
METALS	ISM01.3	Beryllium, Total	BE	YPGW03	10/17/2011 0:00		0.005	mg/L	U		Historical	0.004	ND	YES
VOC	SOM01.2	m,p-Xylene	MPXYLENE	YPGW03	10/17/2011 0:00		0.005	mg/L	U		Historical	7.29	ND	NO
VOC	SOM01.2	MTBE	01634-04-4	YPGW03	10/17/2011 0:00	0.003		mg/L	J		Historical	0.0473	NO	DETECTED
VOC	SOM01.2	Dibenzofuran	00132-64-9	YPGW03	10/17/2011 0:00		0.005	mg/L	U		Historical	0.00058	ND	YES
VOC	SOM01.2	2,4-Dinitrotoluene	00121-14-2	YPGW03	10/17/2011 0:00		0.005	mg/L	U		Historical	0.0729	ND	NO
VOC	SOM01.2	Tetrachloroethene	00127-18-4	YPGW03	10/17/2011 0:00		0.005	mg/L	U		Historical	0.005	ND	NO
VOC	SOM01.2	Pyrene	00129-00-0	YPGW03	10/17/2011 0:00		0.005	mg/L	U		Historical	1.09	ND	NO
VOC	SOM01.2	Anthracene	00120-12-7	YPGW03	10/17/2011 0:00	0.00029		mg/L	J		Historical	10.9	NO	DETECTED
VOC	SOM01.2	Bis(2-ethylhexyl)phthalate	00117-81-7	YPGW03	10/17/2011 0:00	0.0023		mg/L	J,B		Historical	0.006	NO	DETECTED
GENERAL	8015B	TPH DRO	TEH1	YPGW03	10/17/2011 0:00	0.00082		mg/L			Historical	1.1	NO	DETECTED
GENERAL	8015B	TPH GRO	TVH1	YPGW03	10/17/2011 0:00	0.084		mg/L			Historical	7.3	NO	DETECTED
GENERAL	8015B	TPH GRO	TVH1	YPGW04	10/18/2011 0:00	0.052		mg/L			Historical	7.3	NO	DETECTED
GENERAL	8015B	TPH DRO	TEH1	YPGW04	10/18/2011 0:00	0.00036		mg/L			Historical	1.1	NO	DETECTED
VOC	SOM01.2	Bis(2-ethylhexyl)phthalate	00117-81-7	YPGW04	10/18/2011 0:00	0.0016		mg/L	J,B		Historical	0.006	NO	DETECTED
VOC	SOM01.2	Anthracene	00120-12-7	YPGW04	10/18/2011 0:00	0.0002		mg/L	J		Historical	10.9	NO	DETECTED
VOC	SOM01.2	Pyrene	00129-00-0	YPGW04	10/18/2011 0:00	0.00025		mg/L	J		Historical	1.09	NO	DETECTED
VOC	SOM01.2	Tetrachloroethene	00127-18-4	YPGW04	10/18/2011 0:00		0.005	mg/L	U		Historical	0.005	ND	NO
VOC	SOM01.2	2,4-Dinitrotoluene	00121-14-2	YPGW04	10/18/2011 0:00		0.005	mg/L	U		Historical	0.0729	ND	NO
VOC	SOM01.2	Dibenzofuran	00132-64-9	YPGW04	10/18/2011 0:00		0.005	mg/L	U		Historical	0.00058	ND	YES
VOC	SOM01.2	MTBE	01634-04-4	YPGW04	10/18/2011 0:00	0.0018		mg/L	J		Historical	0.0473	NO	DETECTED
VOC	SOM01.2	m,p-Xylene	MPXYLENE	YPGW04	10/18/2011 0:00		0.005	mg/L	U		Historical	7.29	ND	NO
METALS	ISM01.3	Beryllium, Total	BE	YPGW04	10/18/2011 0:00		0.005	mg/L	U		Historical	0.004	ND	YES
METALS	ISM01.3	Barium, Total	BA	YPGW04	10/18/2011 0:00	0.0373		mg/L	J		Historical	2	NO	DETECTED
METALS	ISM01.3	Calcium, Total	CA	YPGW04	10/18/2011 0:00	233		mg/L			Historical	0.005	YES	DETECTED
METALS	ISM01.3	Copper, Total	CU	YPGW04	10/18/2011 0:00	0.057		mg/L			Historical	1.3	NO	DETECTED
METALS	ISM01.3	Aluminum, Total	AL	YPGW04	10/18/2011 0:00	0.162		mg/L	J,*,N		Historical	36.5	NO	DETECTED
METALS	ISM01.3	Arsenic, Total	AS	YPGW04	10/18/2011 0:00		0.01	mg/L	U		Historical	0.01	ND	NO
METALS	ISM01.3	Silver, Total	AG	YPGW04	10/18/2011 0:00		0.01	mg/L	U		Historical	0.1	ND	NO
METALS	ISM01.3	Chromium, Total	CR	YPGW04	10/18/2011 0:00		0.01	mg/L	U		Historical	0.1	ND	NO
METALS	ISM01.3	Cobalt, Total	CO	YPGW04	10/18/2011 0:00		0.05	mg/L	U		Historical	0.0109	ND	YES
METALS	ISM01.3	Cadmium, Total	CD	YPGW04	10/18/2011 0:00		0.005	mg/L	U		Historical	0.005	ND	NO
METALS	ISM01.3	Iron, Total	FE	YPGW04	10/18/2011 0:00	5.8		mg/L			Historical	25.5	NO	DETECTED
METALS	ISM01.3	Potassium, Total	K	YPGW04	10/18/2011 0:00	5.38		mg/L	E		Historical		NA	NA
METALS	ISM01.3	Magnesium, Total	MG	YPGW04	10/18/2011 0:00	191		mg/L			Historical		NA	NA
METALS	ISM01.3	Manganese, Total	MN	YPGW04	10/18/2011 0:00	0.537		mg/L			Historical	0.05	YES	DETECTED
METALS	ISM01.3	Sodium, Total	NA	YPGW04	10/18/2011 0:00	182		mg/L			Historical		NA	NA
METALS	ISM01.3	Nickel, Total	NI	YPGW04	10/18/2011 0:00	0.0022		mg/L	J		Historical	0.729	NO	DETECTED
METALS	ISM01.3	Lead, Total	PB	YPGW04	10/18/2011 0:00	0.0026		mg/L	J		Historical	0.015	NO	DETECTED
METALS	ISM01.3	Zinc, Total	ZN	YPGW04	10/18/2011 0:00	0.0018		mg/L	J		Historical	5	NO	DETECTED
METALS	ISM01.3	Vanadium, Total	VA	YPGW04	10/18/2011 0:00		0.05	mg/L	U		Historical	0.255	ND	NO
METALS	ISM01.3	Thallium, Total	TL	YPGW04	10/18/2011 0:00		0.025	mg/L	U		Historical	0.002	ND	YES
METALS	ISM01.3	Selenium, Total	SE	YPGW04	10/18/2011 0:00		0.035	mg/L	U		Historical	0.05	ND	NO
VOC	SOM01.2	Acenaphthene	00083-32-9	YPGW04	10/18/2011 0:00	0.00019		mg/L	J		Historical	2.19	NO	DETECTED
VOC	SOM01.2	Diethylphthalate	00084-66-2	YPGW04	10/18/2011 0:00		0.005	mg/L	U		Historical	29.2	ND	NO
VOC	SOM01.2	Di-n-butylphthalate	00084-74-2	YPGW04	10/18/2011 0:00		0.005	mg/L	U		Historical	3.65	ND	NO
VOC	SOM01.2	Fluorene	00086-73-7	YPGW04	10/18/2011 0:00	0.00025		mg/L	J		Historical	1.46	NO	DETECTED
VOC	SOM01.2	Phenanthrene	00085-01-8	YPGW04	10/18/2011 0:00		0.005	mg/L	U		Historical		NA	NA
VOC	SOM01.2	Trichloroethene	00079-01-6	YPGW04	10/18/2011 0:00		0.005	mg/L	U		Historical	0.005	ND	NO

TABLE 3-9. GROUNDWATER POINT-BY-POINT CONSTITUENT OF CONCERN (COC) SCREEN
WYOMING DEPARTMENT OF ENVIRONMENTAL QUALITY, LARAMIE FORMER YTTRIUM PLANT, LARAMIE, WYOMING

CATEGORY	METHOD	ANALYTE	TRI-CAS	SAMPLE ID	DATE/TIME SAMPLED	DETECTED RESULT	NON-DETECTED RESULT (METHOD DETECTION LIMIT (MDL))	UNITS	LAB QUALIFIER	DATA VALIDATION QUALIFIER	LABORATORY DATA SET NUMBER	WATER CLEAN-UP LEVEL - FACT SHEET #13 (mg/L)	IS DETECT VALUE > SCREENING LEVEL	IS MDL > SCREENING LEVEL
VOC	SOM01.2	Benzo(a)anthracene	00056-55-3	YPGW04	10/18/2011 0:00		0.005	mg/L	U		Historical	0.000117	ND	YES
VOC	SOM01.2	Chloromethane	00074-87-3	YPGW04	10/18/2011 0:00		0.005	mg/L	U		Historical		NA	NA
VOC	SOM01.2	Benzene	00071-43-2	YPGW04	10/18/2011 0:00		0.005	mg/L	U		Historical	0.005	ND	NO
VOC	SOM01.2	Benzo(a)pyrene	00050-32-8	YPGW04	10/18/2011 0:00		0.005	mg/L	U		Historical	0.0002	ND	YES
VOC	SOM01.2	Acetone	00067-64-1	YPGW04	10/18/2011 0:00		0.01	mg/L	U		Historical	32.8	ND	NO
VOC	SOM01.2	Acenaphthylene	00208-96-8	YPGW04	10/18/2011 0:00		0.005	mg/L	U		Historical		NA	NA
VOC	SOM01.2	Benzo(g,h,i)perylene	00191-24-2	YPGW04	10/18/2011 0:00		0.005	mg/L	U		Historical		NA	NA
VOC	SOM01.2	cis-1,2-Dichloroethene	00156-59-2	YPGW04	10/18/2011 0:00		0.005	mg/L	U		Historical	0.07	ND	NO
VOC	SOM01.2	Ethylbenzene	00100-41-4	YPGW04	10/18/2011 0:00		0.005	mg/L	U		Historical	0.7	ND	NO
VOC	SOM01.2	Benzaldehyde	00100-52-7	YPGW04	10/18/2011 0:00	0.00029		mg/L	J,B		Historical		NA	NA
VOC	SOM01.2	Toluene	00108-88-3	YPGW04	10/18/2011 0:00		0.005	mg/L	U		Historical	1	ND	NO
VOC	SOM01.2	Methyl cyclohexane	00108-87-2	YPGW04	10/18/2011 0:00		0.005	mg/L	U		Historical		NA	NA
VOC	SOM01.2	o-Xylene	00095-47-6	YPGW04	10/18/2011 0:00		0.005	mg/L	U		Historical	7.29	ND	NO
VOC	SOM01.2	Biphenyl	00092-52-4	YPGW04	10/18/2011 0:00		0.005	mg/L	U		Historical		NA	NA
VOC	SOM01.2	Acetophenone	00098-86-2	YPGW04	10/18/2011 0:00	0.00054		mg/L	J,B		Historical		NA	NA
VOC	SOM01.2	Isopropylbenzene	00098-82-8	YPGW04	10/18/2011 0:00		0.005	mg/L	U		Historical		NA	NA
VOC	SOM01.2	Naphthalene	00091-20-3	YPGW04	10/18/2011 0:00		0.005	mg/L	U		Historical	0.729	ND	NO
VOC	SOM01.2	1,2,3-Trichlorobenzene	00087-61-6	YPGW04	10/18/2011 0:00	0.00013		mg/L	J,B		Historical		NA	NA
VOC	SOM01.2	Cyclohexane	00110-82-7	YPGW04	10/18/2011 0:00		0.005	mg/L	U		Historical		NA	NA
VOC	SOM01.2	Phenol	00108-95-2	YPGW04	10/18/2011 0:00		0.005	mg/L	U		Historical	10.9	ND	NO
VOC	SOM01.2	Phenol	00108-95-2	YPGW05	10/18/2011 0:00	0.00021		mg/L	J		Historical	10.9	NO	DETECTED
VOC	SOM01.2	Cyclohexane	00110-82-7	YPGW05	10/18/2011 0:00	0.013		mg/L			Historical		NA	NA
VOC	SOM01.2	1,2,3-Trichlorobenzene	00087-61-6	YPGW05	10/18/2011 0:00		0.005	mg/L	U		Historical		NA	NA
VOC	SOM01.2	Naphthalene	00091-20-3	YPGW05	10/18/2011 0:00	0.0015		mg/L	J		Historical	0.729	NO	DETECTED
VOC	SOM01.2	Isopropylbenzene	00098-82-8	YPGW05	10/18/2011 0:00	0.0045		mg/L	J		Historical		NA	NA
VOC	SOM01.2	Acetophenone	00098-86-2	YPGW05	10/18/2011 0:00		0.005	mg/L	U		Historical		NA	NA
VOC	SOM01.2	Biphenyl	00092-52-4	YPGW05	10/18/2011 0:00	0.0064		mg/L			Historical		NA	NA
VOC	SOM01.2	o-Xylene	00095-47-6	YPGW05	10/18/2011 0:00	0.00079		mg/L	J		Historical	7.29	NO	DETECTED
VOC	SOM01.2	Methyl cyclohexane	00108-87-2	YPGW05	10/18/2011 0:00	0.019		mg/L			Historical		NA	NA
VOC	SOM01.2	Toluene	00108-88-3	YPGW05	10/18/2011 0:00	0.0007		mg/L	J		Historical	1	NO	DETECTED
VOC	SOM01.2	Benzaldehyde	00100-52-7	YPGW05	10/18/2011 0:00		0.005	mg/L	U		Historical		NA	NA
VOC	SOM01.2	Ethylbenzene	00100-41-4	YPGW05	10/18/2011 0:00	0.0092		mg/L			Historical	0.7	NO	DETECTED
VOC	SOM01.2	cis-1,2-Dichloroethene	00156-59-2	YPGW05	10/18/2011 0:00	0.00045		mg/L	J		Historical	0.07	NO	DETECTED
VOC	SOM01.2	Benzo(g,h,i)perylene	00191-24-2	YPGW05	10/18/2011 0:00		0.005	mg/L	U		Historical		NA	NA
VOC	SOM01.2	Acenaphthylene	00208-96-8	YPGW05	10/18/2011 0:00		0.005	mg/L	U		Historical		NA	NA
VOC	SOM01.2	Acetone	00067-64-1	YPGW05	10/18/2011 0:00		0.01	mg/L	U		Historical	32.8	ND	NO
VOC	SOM01.2	Benzo(a)pyrene	00050-32-8	YPGW05	10/18/2011 0:00		0.005	mg/L	U		Historical	0.0002	ND	YES
VOC	SOM01.2	Benzene	00071-43-2	YPGW05	10/18/2011 0:00		0.005	mg/L	U		Historical	0.005	ND	NO
VOC	SOM01.2	Chloromethane	00074-87-3	YPGW05	10/18/2011 0:00		0.005	mg/L	U		Historical		NA	NA
VOC	SOM01.2	Benzo(a)anthracene	00056-55-3	YPGW05	10/18/2011 0:00		0.005	mg/L	U		Historical	0.000117	ND	YES
VOC	SOM01.2	Trichloroethene	00079-01-6	YPGW05	10/18/2011 0:00		0.005	mg/L	U		Historical	0.005	ND	NO
VOC	SOM01.2	Phenanthrene	00085-01-8	YPGW05	10/18/2011 0:00	0.0015		mg/L	J		Historical		NA	NA
VOC	SOM01.2	Fluorene	00086-73-7	YPGW05	10/18/2011 0:00	0.0039		mg/L	J		Historical	1.46	NO	DETECTED
VOC	SOM01.2	Di-n-butylphthalate	00084-74-2	YPGW05	10/18/2011 0:00		0.005	mg/L	U		Historical	3.65	ND	NO
VOC	SOM01.2	Diethylphthalate	00084-66-2	YPGW05	10/18/2011 0:00		0.005	mg/L	U		Historical	29.2	ND	NO
VOC	SOM01.2	Acenaphthene	00083-32-9	YPGW05	10/18/2011 0:00	0.0029		mg/L	J		Historical	2.19	NO	DETECTED
METALS	ISM01.3	Selenium, Total	SE	YPGW05	10/18/2011 0:00	0.0024		mg/L	J		Historical	0.05	NO	DETECTED
METALS	ISM01.3	Thallium, Total	TL	YPGW05	10/18/2011 0:00	0.0027		mg/L	J		Historical	0.002	YES	DETECTED
METALS	ISM01.3	Vanadium, Total	VA	YPGW05	10/18/2011 0:00	0.0053		mg/L	J		Historical	0.255	NO	DETECTED

TABLE 3-9. GROUNDWATER POINT-BY-POINT CONSTITUENT OF CONCERN (COC) SCREEN
WYOMING DEPARTMENT OF ENVIRONMENTAL QUALITY, LARAMIE FORMER YTTRIUM PLANT, LARAMIE, WYOMING

CATEGORY	METHOD	ANALYTE	TRI-CAS	SAMPLE ID	DATE/TIME SAMPLED	DETECTED RESULT	NON-DETECTED RESULT (METHOD DETECTION LIMIT (MDL))	UNITS	LAB QUALIFIER	DATA VALIDATION QUALIFIER	LABORATORY DATA SET NUMBER	WATER CLEAN-UP LEVEL - FACT SHEET #13 (mg/L)	IS DETECT VALUE > SCREENING LEVEL	IS MDL > SCREENING LEVEL
METALS	ISM01.3	Zinc, Total	ZN	YPGW05	10/18/2011 0:00	0.0016		mg/L	J		Historical	5	NO	DETECTED
METALS	ISM01.3	Lead, Total	PB	YPGW05	10/18/2011 0:00	0.0049		mg/L	J		Historical	0.015	NO	DETECTED
METALS	ISM01.3	Nickel, Total	NI	YPGW05	10/18/2011 0:00	0.0025		mg/L	J		Historical	0.729	NO	DETECTED
METALS	ISM01.3	Sodium, Total	NA	YPGW05	10/18/2011 0:00	285		mg/L	D		Historical		NA	NA
METALS	ISM01.3	Manganese, Total	MN	YPGW05	10/18/2011 0:00	3.81		mg/L			Historical	0.05	YES	DETECTED
METALS	ISM01.3	Magnesium, Total	MG	YPGW05	10/18/2011 0:00	311		mg/L			Historical		NA	NA
METALS	ISM01.3	Potassium, Total	K	YPGW05	10/18/2011 0:00	6.52		mg/L	E		Historical		NA	NA
METALS	ISM01.3	Iron, Total	FE	YPGW05	10/18/2011 0:00	2.12		mg/L			Historical	25.5	NO	DETECTED
METALS	ISM01.3	Cadmium, Total	CD	YPGW05	10/18/2011 0:00		0.005	mg/L	U		Historical	0.005	ND	NO
METALS	ISM01.3	Cobalt, Total	CO	YPGW05	10/18/2011 0:00		0.05	mg/L	U		Historical	0.0109	ND	YES
METALS	ISM01.3	Chromium, Total	CR	YPGW05	10/18/2011 0:00		0.01	mg/L	U		Historical	0.1	ND	NO
METALS	ISM01.3	Silver, Total	AG	YPGW05	10/18/2011 0:00		0.01	mg/L	U		Historical	0.1	ND	NO
METALS	ISM01.3	Arsenic, Total	AS	YPGW05	10/18/2011 0:00		0.01	mg/L	U		Historical	0.01	ND	NO
METALS	ISM01.3	Aluminum, Total	AL	YPGW05	10/18/2011 0:00	0.29		mg/L	*,N		Historical	36.5	NO	DETECTED
METALS	ISM01.3	Copper, Total	CU	YPGW05	10/18/2011 0:00	0.00094		mg/L	J		Historical	1.3	NO	DETECTED
METALS	ISM01.3	Calcium, Total	CA	YPGW05	10/18/2011 0:00	386		mg/L			Historical	0.005	YES	DETECTED
METALS	ISM01.3	Barium, Total	BA	YPGW05	10/18/2011 0:00	0.166		mg/L	J		Historical	2	NO	DETECTED
METALS	ISM01.3	Beryllium, Total	BE	YPGW05	10/18/2011 0:00		0.005	mg/L	U		Historical	0.004	ND	YES
VOC	SOM01.2	m,p-Xylene	MPXYLENE	YPGW05	10/18/2011 0:00	0.0042		mg/L	J		Historical	7.29	NO	DETECTED
VOC	SOM01.2	MTBE	01634-04-4	YPGW05	10/18/2011 0:00	0.0028		mg/L	J		Historical	0.0473	NO	DETECTED
VOC	SOM01.2	Dibenzofuran	00132-64-9	YPGW05	10/18/2011 0:00	0.002		mg/L	J		Historical	0.00058	YES	DETECTED
VOC	SOM01.2	2,4-Dinitrotoluene	00121-14-2	YPGW05	10/18/2011 0:00		0.005	mg/L	U		Historical	0.0729	ND	NO
VOC	SOM01.2	Tetrachloroethene	00127-18-4	YPGW05	10/18/2011 0:00		0.005	mg/L	U		Historical	0.005	ND	NO
VOC	SOM01.2	Pyrene	00129-00-0	YPGW05	10/18/2011 0:00		0.005	mg/L	U		Historical	1.09	ND	NO
VOC	SOM01.2	Anthracene	00120-12-7	YPGW05	10/18/2011 0:00	0.00037		mg/L	J		Historical	10.9	NO	DETECTED
VOC	SOM01.2	Bis(2-ethylhexyl)phthalate	00117-81-7	YPGW05	10/18/2011 0:00	0.00097		mg/L	J,B		Historical	0.006	NO	DETECTED
GENERAL	8015B	TPH DRO	TEH1	YPGW05	10/18/2011 0:00	0.0037		mg/L			Historical	1.1	NO	DETECTED
GENERAL	8015B	TPH GRO	TVH1	YPGW05	10/18/2011 0:00	0.88		mg/L			Historical	7.3	NO	DETECTED
GENERAL	8015B	TPH GRO	TVH1	YPGW06	10/18/2011 0:00	0.17		mg/L			Historical	7.3	NO	DETECTED
GENERAL	8015B	TPH DRO	TEH1	YPGW06	10/18/2011 0:00	0.0045		mg/L			Historical	1.1	NO	DETECTED
VOC	SOM01.2	Bis(2-ethylhexyl)phthalate	00117-81-7	YPGW06	10/18/2011 0:00	0.0009		mg/L	J		Historical	0.006	NO	DETECTED
VOC	SOM01.2	Anthracene	00120-12-7	YPGW06	10/18/2011 0:00	0.00024		mg/L	J		Historical	10.9	NO	DETECTED
VOC	SOM01.2	Pyrene	00129-00-0	YPGW06	10/18/2011 0:00	0.00017		mg/L	J		Historical	1.09	NO	DETECTED
VOC	SOM01.2	Tetrachloroethene	00127-18-4	YPGW06	10/18/2011 0:00		0.005	mg/L	U		Historical	0.005	ND	NO
VOC	SOM01.2	2,4-Dinitrotoluene	00121-14-2	YPGW06	10/18/2011 0:00		0.005	mg/L	U		Historical	0.0729	ND	NO
VOC	SOM01.2	Dibenzofuran	00132-64-9	YPGW06	10/18/2011 0:00	0.001		mg/L	J		Historical	0.00058	YES	DETECTED
VOC	SOM01.2	MTBE	01634-04-4	YPGW06	10/18/2011 0:00	0.0021		mg/L	J		Historical	0.0473	NO	DETECTED
VOC	SOM01.2	m,p-Xylene	MPXYLENE	YPGW06	10/18/2011 0:00	0.00033		mg/L	J		Historical	7.29	NO	DETECTED
METALS	ISM01.3	Beryllium, Total	BE	YPGW06	10/18/2011 0:00	0.0015		mg/L	J		Historical	0.004	NO	DETECTED
METALS	ISM01.3	Barium, Total	BA	YPGW06	10/18/2011 0:00	0.129		mg/L	J		Historical	2	NO	DETECTED
METALS	ISM01.3	Calcium, Total	CA	YPGW06	10/18/2011 0:00	261		mg/L			Historical	0.005	YES	DETECTED
METALS	ISM01.3	Copper, Total	CU	YPGW06	10/18/2011 0:00	0.0149		mg/L	J		Historical	1.3	NO	DETECTED
METALS	ISM01.3	Aluminum, Total	AL	YPGW06	10/18/2011 0:00	8.86		mg/L	*,N		Historical	36.5	NO	DETECTED
METALS	ISM01.3	Arsenic, Total	AS	YPGW06	10/18/2011 0:00	0.0059		mg/L	J		Historical	0.01	NO	DETECTED
METALS	ISM01.3	Silver, Total	AG	YPGW06	10/18/2011 0:00		0.01	mg/L	U		Historical	0.1	ND	NO
METALS	ISM01.3	Chromium, Total	CR	YPGW06	10/18/2011 0:00	0.0334		mg/L			Historical	0.1	NO	DETECTED
METALS	ISM01.3	Cobalt, Total	CO	YPGW06	10/18/2011 0:00	0.0081		mg/L	J		Historical	0.0109	NO	DETECTED
METALS	ISM01.3	Cadmium, Total	CD	YPGW06	10/18/2011 0:00	0.00052		mg/L	J		Historical	0.005	NO	DETECTED
METALS	ISM01.3	Iron, Total	FE	YPGW06	10/18/2011 0:00	59.4		mg/L			Historical	25.5	YES	DETECTED

TABLE 3-9. GROUNDWATER POINT-BY-POINT CONSTITUENT OF CONCERN (COC) SCREEN
WYOMING DEPARTMENT OF ENVIRONMENTAL QUALITY, LARAMIE FORMER YTTRIUM PLANT, LARAMIE, WYOMING

CATEGORY	METHOD	ANALYTE	TRI-CAS	SAMPLE ID	DATE/TIME SAMPLED	DETECTED RESULT	NON-DETECTED RESULT (METHOD DETECTION LIMIT (MDL))	UNITS	LAB QUALIFIER	DATA VALIDATION QUALIFIER	LABORATORY DATA SET NUMBER	WATER CLEAN-UP LEVEL - FACT SHEET #13 (mg/L)	IS DETECT VALUE > SCREENING LEVEL	IS MDL > SCREENING LEVEL
METALS	ISM01.3	Potassium, Total	K	YPGW06	10/18/2011 0:00	7.89		mg/L	E		Historical		NA	NA
METALS	ISM01.3	Magnesium, Total	MG	YPGW06	10/18/2011 0:00	197		mg/L			Historical		NA	NA
METALS	ISM01.3	Manganese, Total	MN	YPGW06	10/18/2011 0:00	4.32		mg/L			Historical	0.05	YES	DETECTED
METALS	ISM01.3	Sodium, Total	NA	YPGW06	10/18/2011 0:00	183		mg/L			Historical		NA	NA
METALS	ISM01.3	Nickel, Total	NI	YPGW06	10/18/2011 0:00	0.0205		mg/L	J		Historical	0.729	NO	DETECTED
METALS	ISM01.3	Lead, Total	PB	YPGW06	10/18/2011 0:00	0.019		mg/L			Historical	0.015	YES	DETECTED
METALS	ISM01.3	Zinc, Total	ZN	YPGW06	10/18/2011 0:00	0.1		mg/L			Historical	5	NO	DETECTED
METALS	ISM01.3	Vanadium, Total	VA	YPGW06	10/18/2011 0:00	0.0862		mg/L			Historical	0.255	NO	DETECTED
METALS	ISM01.3	Thallium, Total	TL	YPGW06	10/18/2011 0:00	0.0025		mg/L	J		Historical	0.002	YES	DETECTED
METALS	ISM01.3	Selenium, Total	SE	YPGW06	10/18/2011 0:00		0.035	mg/L	U		Historical	0.05	ND	NO
VOC	SOM01.2	Acenaphthene	00083-32-9	YPGW06	10/18/2011 0:00	0.001		mg/L	J		Historical	2.19	NO	DETECTED
VOC	SOM01.2	Diethylphthalate	00084-66-2	YPGW06	10/18/2011 0:00		0.005	mg/L	U		Historical	29.2	ND	NO
VOC	SOM01.2	Di-n-butylphthalate	00084-74-2	YPGW06	10/18/2011 0:00	0.00019		mg/L	J		Historical	3.65	NO	DETECTED
VOC	SOM01.2	Fluorene	00086-73-7	YPGW06	10/18/2011 0:00	0.0018		mg/L	J		Historical	1.46	NO	DETECTED
VOC	SOM01.2	Phenanthrene	00085-01-8	YPGW06	10/18/2011 0:00	0.00084		mg/L	J		Historical		NA	NA
VOC	SOM01.2	Trichloroethene	00079-01-6	YPGW06	10/18/2011 0:00		0.005	mg/L	U		Historical	0.005	ND	NO
VOC	SOM01.2	Benzo(a)anthracene	00056-55-3	YPGW06	10/18/2011 0:00		0.005	mg/L	U		Historical	0.000117	ND	YES
VOC	SOM01.2	Chloromethane	00074-87-3	YPGW06	10/18/2011 0:00		0.005	mg/L	U		Historical		NA	NA
VOC	SOM01.2	Benzene	00071-43-2	YPGW06	10/18/2011 0:00		0.005	mg/L	U		Historical	0.005	ND	NO
VOC	SOM01.2	Benzo(a)pyrene	00050-32-8	YPGW06	10/18/2011 0:00		0.005	mg/L	U		Historical	0.0002	ND	YES
VOC	SOM01.2	Acetone	00067-64-1	YPGW06	10/18/2011 0:00	0.0025		mg/L	J		Historical	32.8	NO	DETECTED
VOC	SOM01.2	Acenaphthylene	00208-96-8	YPGW06	10/18/2011 0:00	0.00022		mg/L	J		Historical		NA	NA
VOC	SOM01.2	Benzo(g,h,i)perylene	00191-24-2	YPGW06	10/18/2011 0:00		0.005	mg/L	U		Historical		NA	NA
VOC	SOM01.2	cis-1,2-Dichloroethene	00156-59-2	YPGW06	10/18/2011 0:00		0.005	mg/L	U		Historical	0.07	ND	NO
VOC	SOM01.2	Ethylbenzene	00100-41-4	YPGW06	10/18/2011 0:00	0.00037		mg/L	J		Historical	0.7	NO	DETECTED
VOC	SOM01.2	Benzaldehyde	00100-52-7	YPGW06	10/18/2011 0:00	0.00058		mg/L	J,B		Historical		NA	NA
VOC	SOM01.2	Toluene	00108-88-3	YPGW06	10/18/2011 0:00	0.00012		mg/L	J		Historical	1	NO	DETECTED
VOC	SOM01.2	Methyl cyclohexane	00108-87-2	YPGW06	10/18/2011 0:00	0.00085		mg/L	J		Historical		NA	NA
VOC	SOM01.2	o-Xylene	00095-47-6	YPGW06	10/18/2011 0:00	0.00031		mg/L	J		Historical	7.29	NO	DETECTED
VOC	SOM01.2	Biphenyl	00092-52-4	YPGW06	10/18/2011 0:00	0.0028		mg/L	J		Historical		NA	NA
VOC	SOM01.2	Acetophenone	00098-86-2	YPGW06	10/18/2011 0:00	0.0006		mg/L	J,B		Historical		NA	NA
VOC	SOM01.2	Isopropylbenzene	00098-82-8	YPGW06	10/18/2011 0:00	0.0004		mg/L	J		Historical		NA	NA
VOC	SOM01.2	Naphthalene	00091-20-3	YPGW06	10/18/2011 0:00	0.00062		mg/L	J		Historical	0.729	NO	DETECTED
VOC	SOM01.2	1,2,3-Trichlorobenzene	00087-61-6	YPGW06	10/18/2011 0:00		0.005	mg/L	U		Historical		NA	NA
VOC	SOM01.2	Cyclohexane	00110-82-7	YPGW06	10/18/2011 0:00	0.00036		mg/L	J		Historical		NA	NA
VOC	SOM01.2	Phenol	00108-95-2	YPGW06	10/18/2011 0:00	0.00017		mg/L	J		Historical	10.9	NO	DETECTED
VOC	SOM01.2	Phenol	00108-95-2	YPGW07	10/17/2011 0:00	0.00016		mg/L	J,B		Historical	10.9	NO	DETECTED
VOC	SOM01.2	Cyclohexane	00110-82-7	YPGW07	10/17/2011 0:00		0.005	mg/L	U		Historical		NA	NA
VOC	SOM01.2	1,2,3-Trichlorobenzene	00087-61-6	YPGW07	10/17/2011 0:00		0.005	mg/L	U		Historical		NA	NA
VOC	SOM01.2	Naphthalene	00091-20-3	YPGW07	10/17/2011 0:00		0.005	mg/L	U		Historical	0.729	ND	NO
VOC	SOM01.2	Isopropylbenzene	00098-82-8	YPGW07	10/17/2011 0:00		0.005	mg/L	U		Historical		NA	NA
VOC	SOM01.2	Acetophenone	00098-86-2	YPGW07	10/17/2011 0:00	0.00077		mg/L	J,B		Historical		NA	NA
VOC	SOM01.2	Biphenyl	00092-52-4	YPGW07	10/17/2011 0:00		0.005	mg/L	U		Historical		NA	NA
VOC	SOM01.2	o-Xylene	00095-47-6	YPGW07	10/17/2011 0:00		0.005	mg/L	U		Historical	7.29	ND	NO
VOC	SOM01.2	Methyl cyclohexane	00108-87-2	YPGW07	10/17/2011 0:00		0.005	mg/L	U		Historical		NA	NA
VOC	SOM01.2	Toluene	00108-88-3	YPGW07	10/17/2011 0:00		0.005	mg/L	U		Historical	1	ND	NO
VOC	SOM01.2	Benzaldehyde	00100-52-7	YPGW07	10/17/2011 0:00	0.00053		mg/L	J,B		Historical		NA	NA
VOC	SOM01.2	Ethylbenzene	00100-41-4	YPGW07	10/17/2011 0:00		0.005	mg/L	U		Historical	0.7	ND	NO
VOC	SOM01.2	cis-1,2-Dichloroethene	00156-59-2	YPGW07	10/17/2011 0:00		0.005	mg/L	U		Historical	0.07	ND	NO

TABLE 3-9. GROUNDWATER POINT-BY-POINT CONSTITUENT OF CONCERN (COC) SCREEN
WYOMING DEPARTMENT OF ENVIRONMENTAL QUALITY, LARAMIE FORMER YTTRIUM PLANT, LARAMIE, WYOMING

CATEGORY	METHOD	ANALYTE	TRI-CAS	SAMPLE ID	DATE/TIME SAMPLED	DETECTED RESULT	NON-DETECTED RESULT (METHOD DETECTION LIMIT (MDL))	UNITS	LAB QUALIFIER	DATA VALIDATION QUALIFIER	LABORATORY DATA SET NUMBER	WATER CLEAN-UP LEVEL - FACT SHEET #13 (mg/L)	IS DETECT VALUE > SCREENING LEVEL	IS MDL > SCREENING LEVEL
VOC	SOM01.2	Benzo(g,h,i)perylene	00191-24-2	YPGW07	10/17/2011 0:00		0.005	mg/L	U		Historical		NA	NA
VOC	SOM01.2	Acenaphthylene	00208-96-8	YPGW07	10/17/2011 0:00		0.005	mg/L	U		Historical		NA	NA
VOC	SOM01.2	Acetone	00067-64-1	YPGW07	10/17/2011 0:00		0.01	mg/L	U		Historical	32.8	ND	NO
VOC	SOM01.2	Benzo(a)pyrene	00050-32-8	YPGW07	10/17/2011 0:00		0.005	mg/L	U		Historical	0.0002	ND	YES
VOC	SOM01.2	Benzene	00071-43-2	YPGW07	10/17/2011 0:00		0.005	mg/L	U		Historical	0.005	ND	NO
VOC	SOM01.2	Chloromethane	00074-87-3	YPGW07	10/17/2011 0:00	0.00039		mg/L	J		Historical		NA	NA
VOC	SOM01.2	Benzo(a)anthracene	00056-55-3	YPGW07	10/17/2011 0:00		0.005	mg/L	U		Historical	0.000117	ND	YES
VOC	SOM01.2	Trichloroethene	00079-01-6	YPGW07	10/17/2011 0:00		0.005	mg/L	U		Historical	0.005	ND	NO
VOC	SOM01.2	Phenanthrene	00085-01-8	YPGW07	10/17/2011 0:00		0.005	mg/L	U		Historical		NA	NA
VOC	SOM01.2	Fluorene	00086-73-7	YPGW07	10/17/2011 0:00		0.005	mg/L	U		Historical	1.46	ND	NO
VOC	SOM01.2	Di-n-butylphthalate	00084-74-2	YPGW07	10/17/2011 0:00		0.005	mg/L	U		Historical	3.65	ND	NO
VOC	SOM01.2	Diethylphthalate	00084-66-2	YPGW07	10/17/2011 0:00		0.005	mg/L	U		Historical	29.2	ND	NO
VOC	SOM01.2	Acenaphthene	00083-32-9	YPGW07	10/17/2011 0:00		0.005	mg/L	U		Historical	2.19	ND	NO
METALS	ISM01.3	Selenium, Total	SE	YPGW07	10/17/2011 0:00		0.035	mg/L	U		Historical	0.05	ND	NO
METALS	ISM01.3	Thallium, Total	TL	YPGW07	10/17/2011 0:00		0.025	mg/L	U		Historical	0.002	ND	YES
METALS	ISM01.3	Vanadium, Total	VA	YPGW07	10/17/2011 0:00	0.0023		mg/L	J		Historical	0.255	NO	DETECTED
METALS	ISM01.3	Zinc, Total	ZN	YPGW07	10/17/2011 0:00	0.0027		mg/L	J		Historical	5	NO	DETECTED
METALS	ISM01.3	Lead, Total	PB	YPGW07	10/17/2011 0:00	0.0041		mg/L	J		Historical	0.015	NO	DETECTED
METALS	ISM01.3	Nickel, Total	NI	YPGW07	10/17/2011 0:00	0.004		mg/L	J		Historical	0.729	NO	DETECTED
METALS	ISM01.3	Sodium, Total	NA	YPGW07	10/17/2011 0:00	193		mg/L			Historical		NA	NA
METALS	ISM01.3	Manganese, Total	MN	YPGW07	10/17/2011 0:00	0.969		mg/L			Historical	0.05	YES	DETECTED
METALS	ISM01.3	Magnesium, Total	MG	YPGW07	10/17/2011 0:00	190		mg/L			Historical		NA	NA
METALS	ISM01.3	Potassium, Total	K	YPGW07	10/17/2011 0:00	5.5		mg/L	E		Historical		NA	NA
METALS	ISM01.3	Iron, Total	FE	YPGW07	10/17/2011 0:00	7.53		mg/L			Historical	25.5	NO	DETECTED
METALS	ISM01.3	Cadmium, Total	CD	YPGW07	10/17/2011 0:00		0.005	mg/L	U		Historical	0.005	ND	NO
METALS	ISM01.3	Cobalt, Total	CO	YPGW07	10/17/2011 0:00		0.05	mg/L	U		Historical	0.0109	ND	YES
METALS	ISM01.3	Chromium, Total	CR	YPGW07	10/17/2011 0:00		0.01	mg/L	U		Historical	0.1	ND	NO
METALS	ISM01.3	Silver, Total	AG	YPGW07	10/17/2011 0:00		0.01	mg/L	U		Historical	0.1	ND	NO
METALS	ISM01.3	Arsenic, Total	AS	YPGW07	10/17/2011 0:00		0.01	mg/L	U		Historical	0.01	ND	NO
METALS	ISM01.3	Aluminum, Total	AL	YPGW07	10/17/2011 0:00	0.445		mg/L	*,N		Historical	36.5	NO	DETECTED
METALS	ISM01.3	Copper, Total	CU	YPGW07	10/17/2011 0:00	0.0019		mg/L	J		Historical	1.3	NO	DETECTED
METALS	ISM01.3	Calcium, Total	CA	YPGW07	10/17/2011 0:00	231		mg/L			Historical	0.005	YES	DETECTED
METALS	ISM01.3	Barium, Total	BA	YPGW07	10/17/2011 0:00	0.0466		mg/L	J		Historical	2	NO	DETECTED
METALS	ISM01.3	Beryllium, Total	BE	YPGW07	10/17/2011 0:00		0.005	mg/L	U		Historical	0.004	ND	YES
VOC	SOM01.2	m,p-Xylene	MPXYLENE	YPGW07	10/17/2011 0:00		0.005	mg/L	U		Historical	7.29	ND	NO
VOC	SOM01.2	MTBE	01634-04-4	YPGW07	10/17/2011 0:00	0.0017		mg/L	J		Historical	0.0473	NO	DETECTED
VOC	SOM01.2	Dibenzofuran	00132-64-9	YPGW07	10/17/2011 0:00		0.005	mg/L	U		Historical	0.00058	ND	YES
VOC	SOM01.2	2,4-Dinitrotoluene	00121-14-2	YPGW07	10/17/2011 0:00		0.005	mg/L	U		Historical	0.0729	ND	NO
VOC	SOM01.2	Tetrachloroethene	00127-18-4	YPGW07	10/17/2011 0:00		0.005	mg/L	U		Historical	0.005	ND	NO
VOC	SOM01.2	Pyrene	00129-00-0	YPGW07	10/17/2011 0:00	0.00022		mg/L	J		Historical	1.09	NO	DETECTED
VOC	SOM01.2	Anthracene	00120-12-7	YPGW07	10/17/2011 0:00	0.00019		mg/L	J		Historical	10.9	NO	DETECTED
VOC	SOM01.2	Bis(2-ethylhexyl)phthalate	00117-81-7	YPGW07	10/17/2011 0:00	0.0023		mg/L	J,B		Historical	0.006	NO	DETECTED
GENERAL	8015B	TPH DRO	TEH1	YPGW07	10/17/2011 0:00	0.00073		mg/L			Historical	1.1	NO	DETECTED
GENERAL	8015B	TPH GRO	TVH1	YPGW07	10/17/2011 0:00	0.08		mg/L			Historical	7.3	NO	DETECTED
GENERAL	8015B	TPH GRO	TVH1	YPGW08	10/19/2011 0:00	0.017		mg/L	J		Historical	7.3	NO	DETECTED
GENERAL	8015B	TPH DRO	TEH1	YPGW08	10/19/2011 0:00		0.00025	mg/L			Historical	1.1	ND	NO
VOC	SOM01.2	Bis(2-ethylhexyl)phthalate	00117-81-7	YPGW08	10/19/2011 0:00	0.0012		mg/L	J,B		Historical	0.006	NO	DETECTED
VOC	SOM01.2	Anthracene	00120-12-7	YPGW08	10/19/2011 0:00		0.005	mg/L	U		Historical	10.9	ND	NO
VOC	SOM01.2	Pyrene	00129-00-0	YPGW08	10/19/2011 0:00		0.005	mg/L	U		Historical	1.09	ND	NO

TABLE 3-9. GROUNDWATER POINT-BY-POINT CONSTITUENT OF CONCERN (COC) SCREEN
WYOMING DEPARTMENT OF ENVIRONMENTAL QUALITY, LARAMIE FORMER YTTRIUM PLANT, LARAMIE, WYOMING

CATEGORY	METHOD	ANALYTE	TRI-CAS	SAMPLE ID	DATE/TIME SAMPLED	DETECTED RESULT	NON-DETECTED RESULT (METHOD DETECTION LIMIT (MDL))	UNITS	LAB QUALIFIER	DATA VALIDATION QUALIFIER	LABORATORY DATA SET NUMBER	WATER CLEAN-UP LEVEL - FACT SHEET #13 (mg/L)	IS DETECT VALUE > SCREENING LEVEL	IS MDL > SCREENING LEVEL
VOC	SOM01.2	Tetrachloroethene	00127-18-4	YPGW08	10/19/2011 0:00		0.005	mg/L	U		Historical	0.005	ND	NO
VOC	SOM01.2	2,4-Dinitrotoluene	00121-14-2	YPGW08	10/19/2011 0:00		0.005	mg/L	U		Historical	0.0729	ND	NO
VOC	SOM01.2	Dibenzofuran	00132-64-9	YPGW08	10/19/2011 0:00		0.005	mg/L	U		Historical	0.00058	ND	YES
VOC	SOM01.2	MTBE	01634-04-4	YPGW08	10/19/2011 0:00	0.00058		mg/L	J		Historical	0.0473	NO	DETECTED
VOC	SOM01.2	m,p-Xylene	MPXYLENE	YPGW08	10/19/2011 0:00		0.005	mg/L	U		Historical	7.29	ND	NO
METALS	ISM01.3	Beryllium, Total	BE	YPGW08	10/19/2011 0:00		0.005	mg/L	U		Historical	0.004	ND	YES
METALS	ISM01.3	Barium, Total	BA	YPGW08	10/19/2011 0:00	0.0833		mg/L	J		Historical	2	NO	DETECTED
METALS	ISM01.3	Calcium, Total	CA	YPGW08	10/19/2011 0:00	215		mg/L			Historical	0.005	YES	DETECTED
METALS	ISM01.3	Copper, Total	CU	YPGW08	10/19/2011 0:00	0.0028		mg/L	J		Historical	1.3	NO	DETECTED
METALS	ISM01.3	Aluminum, Total	AL	YPGW08	10/19/2011 0:00	0.952		mg/L	*,N		Historical	36.5	NO	DETECTED
METALS	ISM01.3	Arsenic, Total	AS	YPGW08	10/19/2011 0:00		0.01	mg/L	U		Historical	0.01	ND	NO
METALS	ISM01.3	Silver, Total	AG	YPGW08	10/19/2011 0:00		0.01	mg/L	U		Historical	0.1	ND	NO
METALS	ISM01.3	Chromium, Total	CR	YPGW08	10/19/2011 0:00		0.01	mg/L	U		Historical	0.1	ND	NO
METALS	ISM01.3	Cobalt, Total	CO	YPGW08	10/19/2011 0:00	0.0024		mg/L	J		Historical	0.0109	NO	DETECTED
METALS	ISM01.3	Cadmium, Total	CD	YPGW08	10/19/2011 0:00		0.005	mg/L	U		Historical	0.005	ND	NO
METALS	ISM01.3	Iron, Total	FE	YPGW08	10/19/2011 0:00	1.57		mg/L			Historical	25.5	NO	DETECTED
METALS	ISM01.3	Potassium, Total	K	YPGW08	10/19/2011 0:00	5.65		mg/L	E		Historical		NA	NA
METALS	ISM01.3	Magnesium, Total	MG	YPGW08	10/19/2011 0:00	198		mg/L			Historical		NA	NA
METALS	ISM01.3	Manganese, Total	MN	YPGW08	10/19/2011 0:00	0.558		mg/L			Historical	0.05	YES	DETECTED
METALS	ISM01.3	Sodium, Total	NA	YPGW08	10/19/2011 0:00	214		mg/L			Historical		NA	NA
METALS	ISM01.3	Nickel, Total	NI	YPGW08	10/19/2011 0:00	0.0041		mg/L	J		Historical	0.729	NO	DETECTED
METALS	ISM01.3	Lead, Total	PB	YPGW08	10/19/2011 0:00	0.0041		mg/L	J		Historical	0.015	NO	DETECTED
METALS	ISM01.3	Zinc, Total	ZN	YPGW08	10/19/2011 0:00	0.005		mg/L	J		Historical	5	NO	DETECTED
METALS	ISM01.3	Vanadium, Total	VA	YPGW08	10/19/2011 0:00	0.0024		mg/L	J		Historical	0.255	NO	DETECTED
METALS	ISM01.3	Thallium, Total	TL	YPGW08	10/19/2011 0:00		0.025	mg/L	U		Historical	0.002	ND	YES
METALS	ISM01.3	Selenium, Total	SE	YPGW08	10/19/2011 0:00		0.035	mg/L	U		Historical	0.05	ND	NO
VOC	SOM01.2	Acenaphthene	00083-32-9	YPGW08	10/19/2011 0:00		0.005	mg/L	U		Historical	2.19	ND	NO
VOC	SOM01.2	Diethylphthalate	00084-66-2	YPGW08	10/19/2011 0:00		0.005	mg/L	U		Historical	29.2	ND	NO
VOC	SOM01.2	Di-n-butylphthalate	00084-74-2	YPGW08	10/19/2011 0:00		0.005	mg/L	U		Historical	3.65	ND	NO
VOC	SOM01.2	Fluorene	00086-73-7	YPGW08	10/19/2011 0:00		0.005	mg/L	U		Historical	1.46	ND	NO
VOC	SOM01.2	Phenanthrene	00085-01-8	YPGW08	10/19/2011 0:00		0.005	mg/L	U		Historical		NA	NA
VOC	SOM01.2	Trichloroethene	00079-01-6	YPGW08	10/19/2011 0:00		0.005	mg/L	U		Historical	0.005	ND	NO
VOC	SOM01.2	Benzo(a)anthracene	00056-55-3	YPGW08	10/19/2011 0:00		0.005	mg/L	U		Historical	0.000117	ND	YES
VOC	SOM01.2	Chloromethane	00074-87-3	YPGW08	10/19/2011 0:00		0.005	mg/L	U		Historical		NA	NA
VOC	SOM01.2	Benzene	00071-43-2	YPGW08	10/19/2011 0:00		0.005	mg/L	U		Historical	0.005	ND	NO
VOC	SOM01.2	Benzo(a)pyrene	00050-32-8	YPGW08	10/19/2011 0:00		0.005	mg/L	U		Historical	0.0002	ND	YES
VOC	SOM01.2	Acetone	00067-64-1	YPGW08	10/19/2011 0:00		0.01	mg/L	U		Historical	32.8	ND	NO
VOC	SOM01.2	Acenaphthylene	00208-96-8	YPGW08	10/19/2011 0:00		0.005	mg/L	U		Historical		NA	NA
VOC	SOM01.2	Benzo(g,h,i)perylene	00191-24-2	YPGW08	10/19/2011 0:00		0.005	mg/L	U		Historical		NA	NA
VOC	SOM01.2	cis-1,2-Dichloroethene	00156-59-2	YPGW08	10/19/2011 0:00		0.005	mg/L	U		Historical	0.07	ND	NO
VOC	SOM01.2	Ethylbenzene	00100-41-4	YPGW08	10/19/2011 0:00		0.005	mg/L	U		Historical	0.7	ND	NO
VOC	SOM01.2	Benzaldehyde	00100-52-7	YPGW08	10/19/2011 0:00	0.00048		mg/L	J,B		Historical		NA	NA
VOC	SOM01.2	Toluene	00108-88-3	YPGW08	10/19/2011 0:00		0.005	mg/L	U		Historical	1	ND	NO
VOC	SOM01.2	Methyl cyclohexane	00108-87-2	YPGW08	10/19/2011 0:00		0.005	mg/L	U		Historical		NA	NA
VOC	SOM01.2	o-Xylene	00095-47-6	YPGW08	10/19/2011 0:00		0.005	mg/L	U		Historical	7.29	ND	NO
VOC	SOM01.2	Biphenyl	00092-52-4	YPGW08	10/19/2011 0:00		0.005	mg/L	U		Historical		NA	NA
VOC	SOM01.2	Acetophenone	00098-86-2	YPGW08	10/19/2011 0:00	0.00095		mg/L	J,B		Historical		NA	NA
VOC	SOM01.2	Isopropylbenzene	00098-82-8	YPGW08	10/19/2011 0:00		0.005	mg/L	U		Historical		NA	NA
VOC	SOM01.2	Naphthalene	00091-20-3	YPGW08	10/19/2011 0:00		0.005	mg/L	U		Historical	0.729	ND	NO

TABLE 3-9. GROUNDWATER POINT-BY-POINT CONSTITUENT OF CONCERN (COC) SCREEN
WYOMING DEPARTMENT OF ENVIRONMENTAL QUALITY, LARAMIE FORMER YTTRIUM PLANT, LARAMIE, WYOMING

CATEGORY	METHOD	ANALYTE	TRI-CAS	SAMPLE ID	DATE/TIME SAMPLED	DETECTED RESULT	NON-DETECTED RESULT (METHOD DETECTION LIMIT (MDL))	UNITS	LAB QUALIFIER	DATA VALIDATION QUALIFIER	LABORATORY DATA SET NUMBER	WATER CLEAN-UP LEVEL - FACT SHEET #13 (mg/L)	IS DETECT VALUE > SCREENING LEVEL	IS MDL > SCREENING LEVEL
VOC	SOM01.2	1,2,3-Trichlorobenzene	00087-61-6	YPGW08	10/19/2011 0:00		0.005	mg/L	U		Historical		NA	NA
VOC	SOM01.2	Cyclohexane	00110-82-7	YPGW08	10/19/2011 0:00		0.005	mg/L	U		Historical		NA	NA
VOC	SOM01.2	Phenol	00108-95-2	YPGW08	10/19/2011 0:00	0.00019		mg/L	J		Historical	10.9	NO	DETECTED
VOC	SOM01.2	Phenol	00108-95-2	YPGW09	10/19/2011 0:00		0.005	mg/L	U		Historical	10.9	ND	NO
VOC	SOM01.2	Cyclohexane	00110-82-7	YPGW09	10/19/2011 0:00		0.005	mg/L	U		Historical		NA	NA
VOC	SOM01.2	1,2,3-Trichlorobenzene	00087-61-6	YPGW09	10/19/2011 0:00		0.005	mg/L	U		Historical		NA	NA
VOC	SOM01.2	Naphthalene	00091-20-3	YPGW09	10/19/2011 0:00		0.005	mg/L	U		Historical	0.729	ND	NO
VOC	SOM01.2	Isopropylbenzene	00098-82-8	YPGW09	10/19/2011 0:00		0.005	mg/L	U		Historical		NA	NA
VOC	SOM01.2	Acetophenone	00098-86-2	YPGW09	10/19/2011 0:00	0.00071		mg/L	J,B		Historical		NA	NA
VOC	SOM01.2	Biphenyl	00092-52-4	YPGW09	10/19/2011 0:00		0.005	mg/L	U		Historical		NA	NA
VOC	SOM01.2	o-Xylene	00095-47-6	YPGW09	10/19/2011 0:00		0.005	mg/L	U		Historical	7.29	ND	NO
VOC	SOM01.2	Methyl cyclohexane	00108-87-2	YPGW09	10/19/2011 0:00		0.005	mg/L	U		Historical		NA	NA
VOC	SOM01.2	Toluene	00108-88-3	YPGW09	10/19/2011 0:00		0.005	mg/L	U		Historical	1	ND	NO
VOC	SOM01.2	Benzaldehyde	00100-52-7	YPGW09	10/19/2011 0:00	0.00038		mg/L	J,B		Historical		NA	NA
VOC	SOM01.2	Ethylbenzene	00100-41-4	YPGW09	10/19/2011 0:00		0.005	mg/L	U		Historical	0.7	ND	NO
VOC	SOM01.2	cis-1,2-Dichloroethene	00156-59-2	YPGW09	10/19/2011 0:00		0.005	mg/L	U		Historical	0.07	ND	NO
VOC	SOM01.2	Benzo(g,h,i)perylene	00191-24-2	YPGW09	10/19/2011 0:00	0.00018		mg/L	J		Historical		NA	NA
VOC	SOM01.2	Acenaphthylene	00208-96-8	YPGW09	10/19/2011 0:00		0.005	mg/L	U		Historical		NA	NA
VOC	SOM01.2	Acetone	00067-64-1	YPGW09	10/19/2011 0:00		0.01	mg/L	U		Historical	32.8	ND	NO
VOC	SOM01.2	Benzo(a)pyrene	00050-32-8	YPGW09	10/19/2011 0:00		0.005	mg/L	U		Historical	0.0002	ND	YES
VOC	SOM01.2	Benzene	00071-43-2	YPGW09	10/19/2011 0:00		0.005	mg/L	U		Historical	0.005	ND	NO
VOC	SOM01.2	Chloromethane	00074-87-3	YPGW09	10/19/2011 0:00		0.005	mg/L	U		Historical		NA	NA
VOC	SOM01.2	Benzo(a)anthracene	00056-55-3	YPGW09	10/19/2011 0:00	0.00018		mg/L	J		Historical	0.000117	YES	DETECTED
VOC	SOM01.2	Trichloroethene	00079-01-6	YPGW09	10/19/2011 0:00		0.005	mg/L	U		Historical	0.005	ND	NO
VOC	SOM01.2	Phenanthrene	00085-01-8	YPGW09	10/19/2011 0:00	0.00044		mg/L	J		Historical		NA	NA
VOC	SOM01.2	Fluorene	00086-73-7	YPGW09	10/19/2011 0:00		0.005	mg/L	U		Historical	1.46	ND	NO
VOC	SOM01.2	Di-n-butylphthalate	00084-74-2	YPGW09	10/19/2011 0:00		0.005	mg/L	U		Historical	3.65	ND	NO
VOC	SOM01.2	Diethylphthalate	00084-66-2	YPGW09	10/19/2011 0:00		0.005	mg/L	U		Historical	29.2	ND	NO
VOC	SOM01.2	Acenaphthene	00083-32-9	YPGW09	10/19/2011 0:00		0.005	mg/L	U		Historical	2.19	ND	NO
METALS	ISM01.3	Selenium, Total	SE	YPGW09	10/19/2011 0:00		0.035	mg/L	U		Historical	0.05	ND	NO
METALS	ISM01.3	Thallium, Total	TL	YPGW09	10/19/2011 0:00		0.025	mg/L	U		Historical	0.002	ND	YES
METALS	ISM01.3	Vanadium, Total	VA	YPGW09	10/19/2011 0:00	0.0075		mg/L	J		Historical	0.255	NO	DETECTED
METALS	ISM01.3	Zinc, Total	ZN	YPGW09	10/19/2011 0:00	0.0504		mg/L	J		Historical	5	NO	DETECTED
METALS	ISM01.3	Lead, Total	PB	YPGW09	10/19/2011 0:00	0.0616		mg/L			Historical	0.015	YES	DETECTED
METALS	ISM01.3	Nickel, Total	NI	YPGW09	10/19/2011 0:00	0.0049		mg/L	J		Historical	0.729	NO	DETECTED
METALS	ISM01.3	Sodium, Total	NA	YPGW09	10/19/2011 0:00	144		mg/L			Historical		NA	NA
METALS	ISM01.3	Manganese, Total	MN	YPGW09	10/19/2011 0:00	0.267		mg/L			Historical	0.05	YES	DETECTED
METALS	ISM01.3	Magnesium, Total	MG	YPGW09	10/19/2011 0:00	144		mg/L			Historical		NA	NA
METALS	ISM01.3	Potassium, Total	K	YPGW09	10/19/2011 0:00	5.3		mg/L	E		Historical		NA	NA
METALS	ISM01.3	Iron, Total	FE	YPGW09	10/19/2011 0:00	1.7		mg/L			Historical	25.5	NO	DETECTED
METALS	ISM01.3	Cadmium, Total	CD	YPGW09	10/19/2011 0:00	0.00029		mg/L	J		Historical	0.005	NO	DETECTED
METALS	ISM01.3	Cobalt, Total	CO	YPGW09	10/19/2011 0:00	0.0019		mg/L	J		Historical	0.0109	NO	DETECTED
METALS	ISM01.3	Chromium, Total	CR	YPGW09	10/19/2011 0:00		0.01	mg/L	U		Historical	0.1	ND	NO
METALS	ISM01.3	Silver, Total	AG	YPGW09	10/19/2011 0:00		0.01	mg/L	U		Historical	0.1	ND	NO
METALS	ISM01.3	Arsenic, Total	AS	YPGW09	10/19/2011 0:00		0.01	mg/L	U		Historical	0.01	ND	NO
METALS	ISM01.3	Aluminum, Total	AL	YPGW09	10/19/2011 0:00	1.3		mg/L	*,N		Historical	36.5	NO	DETECTED
METALS	ISM01.3	Copper, Total	CU	YPGW09	10/19/2011 0:00	0.0122		mg/L	J		Historical	1.3	NO	DETECTED
METALS	ISM01.3	Calcium, Total	CA	YPGW09	10/19/2011 0:00	169		mg/L			Historical	0.005	YES	DETECTED
METALS	ISM01.3	Barium, Total	BA	YPGW09	10/19/2011 0:00	0.0679		mg/L	J		Historical	2	NO	DETECTED

TABLE 3-9. GROUNDWATER POINT-BY-POINT CONSTITUENT OF CONCERN (COC) SCREEN
WYOMING DEPARTMENT OF ENVIRONMENTAL QUALITY, LARAMIE FORMER YTTRIUM PLANT, LARAMIE, WYOMING

CATEGORY	METHOD	ANALYTE	TRI-CAS	SAMPLE ID	DATE/TIME SAMPLED	DETECTED RESULT	NON-DETECTED RESULT (METHOD DETECTION LIMIT (MDL))	UNITS	LAB QUALIFIER	DATA VALIDATION QUALIFIER	LABORATORY DATA SET NUMBER	WATER CLEAN-UP LEVEL - FACT SHEET #13 (mg/L)	IS DETECT VALUE > SCREENING LEVEL	IS MDL > SCREENING LEVEL
METALS	ISM01.3	Beryllium, Total	BE	YPGW09	10/19/2011 0:00	0.00026		mg/L	J		Historical	0.004	NO	DETECTED
VOC	SOM01.2	m,p-Xylene	MPXYLENE	YPGW09	10/19/2011 0:00		0.005	mg/L	U		Historical	7.29	ND	NO
VOC	SOM01.2	MTBE	01634-04-4	YPGW09	10/19/2011 0:00	0.00098		mg/L	J		Historical	0.0473	NO	DETECTED
VOC	SOM01.2	Dibenzofuran	00132-64-9	YPGW09	10/19/2011 0:00		0.005	mg/L	U		Historical	0.00058	ND	YES
VOC	SOM01.2	2,4-Dinitrotoluene	00121-14-2	YPGW09	10/19/2011 0:00		0.005	mg/L	U		Historical	0.0729	ND	NO
VOC	SOM01.2	Tetrachloroethene	00127-18-4	YPGW09	10/19/2011 0:00		0.005	mg/L	U		Historical	0.005	ND	NO
VOC	SOM01.2	Pyrene	00129-00-0	YPGW09	10/19/2011 0:00	0.00034		mg/L	J		Historical	1.09	NO	DETECTED
VOC	SOM01.2	Anthracene	00120-12-7	YPGW09	10/19/2011 0:00		0.005	mg/L	U		Historical	10.9	ND	NO
VOC	SOM01.2	Bis(2-ethylhexyl)phthalate	00117-81-7	YPGW09	10/19/2011 0:00	0.0015		mg/L	J,B		Historical	0.006	NO	DETECTED
GENERAL	8015B	TPH DRO	TEH1	YPGW09	10/19/2011 0:00		0.00024	mg/L			Historical	1.1	ND	NO
GENERAL	8015B	TPH GRO	TVH1	YPGW09	10/19/2011 0:00	0.017		mg/L	J		Historical	7.3	NO	DETECTED
GENERAL	8015B	TPH GRO	TVH1	YPGW10	10/19/2011 0:00	0.74		mg/L			Historical	7.3	NO	DETECTED
GENERAL	8015B	TPH DRO	TEH1	YPGW10	10/19/2011 0:00	0.0049		mg/L			Historical	1.1	NO	DETECTED
VOC	SOM01.2	Bis(2-ethylhexyl)phthalate	00117-81-7	YPGW10	10/19/2011 0:00	0.0016		mg/L	J,B		Historical	0.006	NO	DETECTED
VOC	SOM01.2	Anthracene	00120-12-7	YPGW10	10/19/2011 0:00	0.00034		mg/L	J		Historical	10.9	NO	DETECTED
VOC	SOM01.2	Pyrene	00129-00-0	YPGW10	10/19/2011 0:00	0.00039		mg/L	J		Historical	1.09	NO	DETECTED
VOC	SOM01.2	Tetrachloroethene	00127-18-4	YPGW10	10/19/2011 0:00		0.005	mg/L	U		Historical	0.005	ND	NO
VOC	SOM01.2	2,4-Dinitrotoluene	00121-14-2	YPGW10	10/19/2011 0:00		0.005	mg/L	U		Historical	0.0729	ND	NO
VOC	SOM01.2	Dibenzofuran	00132-64-9	YPGW10	10/19/2011 0:00	0.00084		mg/L	J		Historical	0.00058	YES	DETECTED
VOC	SOM01.2	MTBE	01634-04-4	YPGW10	10/19/2011 0:00	0.0018		mg/L	J		Historical	0.0473	NO	DETECTED
VOC	SOM01.2	m,p-Xylene	MPXYLENE	YPGW10	10/19/2011 0:00	0.0015		mg/L	J		Historical	7.29	NO	DETECTED
METALS	ISM01.3	Beryllium, Total	BE	YPGW10	10/19/2011 0:00	0.00055		mg/L	J		Historical	0.004	NO	DETECTED
METALS	ISM01.3	Barium, Total	BA	YPGW10	10/19/2011 0:00	0.089		mg/L	J		Historical	2	NO	DETECTED
METALS	ISM01.3	Calcium, Total	CA	YPGW10	10/19/2011 0:00	357		mg/L			Historical	0.005	YES	DETECTED
METALS	ISM01.3	Copper, Total	CU	YPGW10	10/19/2011 0:00	0.008		mg/L	J		Historical	1.3	NO	DETECTED
METALS	ISM01.3	Aluminum, Total	AL	YPGW10	10/19/2011 0:00	1.81		mg/L	*,N		Historical	36.5	NO	DETECTED
METALS	ISM01.3	Arsenic, Total	AS	YPGW10	10/19/2011 0:00		0.01	mg/L	U		Historical	0.01	ND	NO
METALS	ISM01.3	Silver, Total	AG	YPGW10	10/19/2011 0:00		0.01	mg/L	U		Historical	0.1	ND	NO
METALS	ISM01.3	Chromium, Total	CR	YPGW10	10/19/2011 0:00	0.0123		mg/L			Historical	0.1	NO	DETECTED
METALS	ISM01.3	Cobalt, Total	CO	YPGW10	10/19/2011 0:00	0.0055		mg/L	J		Historical	0.0109	NO	DETECTED
METALS	ISM01.3	Cadmium, Total	CD	YPGW10	10/19/2011 0:00	0.00093		mg/L	J		Historical	0.005	NO	DETECTED
METALS	ISM01.3	Iron, Total	FE	YPGW10	10/19/2011 0:00	23.7		mg/L			Historical	25.5	NO	DETECTED
METALS	ISM01.3	Potassium, Total	K	YPGW10	10/19/2011 0:00	7.13		mg/L	E		Historical		NA	NA
METALS	ISM01.3	Magnesium, Total	MG	YPGW10	10/19/2011 0:00	270		mg/L			Historical		NA	NA
METALS	ISM01.3	Manganese, Total	MN	YPGW10	10/19/2011 0:00	5.52		mg/L			Historical	0.05	YES	DETECTED
METALS	ISM01.3	Sodium, Total	NA	YPGW10	10/19/2011 0:00	255		mg/L	D		Historical		NA	NA
METALS	ISM01.3	Nickel, Total	NI	YPGW10	10/19/2011 0:00	0.0176		mg/L	J		Historical	0.729	NO	DETECTED
METALS	ISM01.3	Lead, Total	PB	YPGW10	10/19/2011 0:00	0.0134		mg/L			Historical	0.015	NO	DETECTED
METALS	ISM01.3	Zinc, Total	ZN	YPGW10	10/19/2011 0:00	0.0678		mg/L			Historical	5	NO	DETECTED
METALS	ISM01.3	Vanadium, Total	VA	YPGW10	10/19/2011 0:00	0.0407		mg/L	J		Historical	0.255	NO	DETECTED
METALS	ISM01.3	Thallium, Total	TL	YPGW10	10/19/2011 0:00	0.0035		mg/L	J		Historical	0.002	YES	DETECTED
METALS	ISM01.3	Selenium, Total	SE	YPGW10	10/19/2011 0:00		0.035	mg/L	U		Historical	0.05	ND	NO
VOC	SOM01.2	Acenaphthene	00083-32-9	YPGW10	10/19/2011 0:00	0.0011		mg/L	J		Historical	2.19	NO	DETECTED
VOC	SOM01.2	Diethylphthalate	00084-66-2	YPGW10	10/19/2011 0:00		0.005	mg/L	U		Historical	29.2	ND	NO
VOC	SOM01.2	Di-n-butylphthalate	00084-74-2	YPGW10	10/19/2011 0:00		0.005	mg/L	U		Historical	3.65	ND	NO
VOC	SOM01.2	Fluorene	00086-73-7	YPGW10	10/19/2011 0:00	0.0016		mg/L	J		Historical	1.46	NO	DETECTED
VOC	SOM01.2	Phenanthrene	00085-01-8	YPGW10	10/19/2011 0:00	0.0014		mg/L	J		Historical		NA	NA
VOC	SOM01.2	Trichloroethene	00079-01-6	YPGW10	10/19/2011 0:00		0.005	mg/L	U		Historical	0.005	ND	NO
VOC	SOM01.2	Benzo(a)anthracene	00056-55-3	YPGW10	10/19/2011 0:00	0.00018		mg/L	J		Historical	0.000117	YES	DETECTED

TABLE 3-9. GROUNDWATER POINT-BY-POINT CONSTITUENT OF CONCERN (COC) SCREEN
WYOMING DEPARTMENT OF ENVIRONMENTAL QUALITY, LARAMIE FORMER YTTRIUM PLANT, LARAMIE, WYOMING

CATEGORY	METHOD	ANALYTE	TRI-CAS	SAMPLE ID	DATE/TIME SAMPLED	DETECTED RESULT	NON-DETECTED RESULT (METHOD DETECTION LIMIT (MDL))	UNITS	LAB QUALIFIER	DATA VALIDATION QUALIFIER	LABORATORY DATA SET NUMBER	WATER CLEAN-UP LEVEL - FACT SHEET #13 (mg/L)	IS DETECT VALUE > SCREENING LEVEL	IS MDL > SCREENING LEVEL
VOC	SOM01.2	Chloromethane	00074-87-3	YPGW10	10/19/2011 0:00		0.005	mg/L	U		Historical		NA	NA
VOC	SOM01.2	Benzene	00071-43-2	YPGW10	10/19/2011 0:00		0.005	mg/L	U		Historical	0.005	ND	NO
VOC	SOM01.2	Benzo(a)pyrene	00050-32-8	YPGW10	10/19/2011 0:00	0.00019		mg/L	J		Historical	0.0002	NO	DETECTED
VOC	SOM01.2	Acetone	00067-64-1	YPGW10	10/19/2011 0:00		0.01	mg/L	U		Historical	32.8	ND	NO
VOC	SOM01.2	Acenaphthylene	00208-96-8	YPGW10	10/19/2011 0:00	0.00022		mg/L	J		Historical		NA	NA
VOC	SOM01.2	Benzo(g,h,i)perylene	00191-24-2	YPGW10	10/19/2011 0:00	0.00025		mg/L	J		Historical		NA	NA
VOC	SOM01.2	cis-1,2-Dichloroethene	00156-59-2	YPGW10	10/19/2011 0:00		0.005	mg/L	U		Historical	0.07	ND	NO
VOC	SOM01.2	Ethylbenzene	00100-41-4	YPGW10	10/19/2011 0:00	0.0037		mg/L	J		Historical	0.7	NO	DETECTED
VOC	SOM01.2	Benzaldehyde	00100-52-7	YPGW10	10/19/2011 0:00		0.005	mg/L	U		Historical		NA	NA
VOC	SOM01.2	Toluene	00108-88-3	YPGW10	10/19/2011 0:00		0.005	mg/L	U		Historical	1	ND	NO
VOC	SOM01.2	Methyl cyclohexane	00108-87-2	YPGW10	10/19/2011 0:00	0.018		mg/L			Historical		NA	NA
VOC	SOM01.2	o-Xylene	00095-47-6	YPGW10	10/19/2011 0:00	0.00023		mg/L	J		Historical	7.29	NO	DETECTED
VOC	SOM01.2	Biphenyl	00092-52-4	YPGW10	10/19/2011 0:00	0.003		mg/L	J		Historical		NA	NA
VOC	SOM01.2	Acetophenone	00098-86-2	YPGW10	10/19/2011 0:00	0.00036		mg/L	J,B		Historical		NA	NA
VOC	SOM01.2	Isopropylbenzene	00098-82-8	YPGW10	10/19/2011 0:00	0.0025		mg/L	J		Historical		NA	NA
VOC	SOM01.2	Naphthalene	00091-20-3	YPGW10	10/19/2011 0:00	0.00076		mg/L	J		Historical	0.729	NO	DETECTED
VOC	SOM01.2	1,2,3-Trichlorobenzene	00087-61-6	YPGW10	10/19/2011 0:00		0.005	mg/L	U		Historical		NA	NA
VOC	SOM01.2	Cyclohexane	00110-82-7	YPGW10	10/19/2011 0:00	0.0055		mg/L			Historical		NA	NA
VOC	SOM01.2	Phenol	00108-95-2	YPGW10	10/19/2011 0:00	0.00016		mg/L	J		Historical	10.9	NO	DETECTED
VOC	SOM01.2	Phenol	00108-95-2	YPGW11	10/18/2011 0:00		0.005	mg/L	U		Historical	10.9	ND	NO
VOC	SOM01.2	Cyclohexane	00110-82-7	YPGW11	10/18/2011 0:00	0.019		mg/L			Historical		NA	NA
VOC	SOM01.2	1,2,3-Trichlorobenzene	00087-61-6	YPGW11	10/18/2011 0:00		0.005	mg/L	U		Historical		NA	NA
VOC	SOM01.2	Naphthalene	00091-20-3	YPGW11	10/18/2011 0:00	0.00079		mg/L	J		Historical	0.729	NO	DETECTED
VOC	SOM01.2	Isopropylbenzene	00098-82-8	YPGW11	10/18/2011 0:00	0.004		mg/L	J		Historical		NA	NA
VOC	SOM01.2	Acetophenone	00098-86-2	YPGW11	10/18/2011 0:00	0.00028		mg/L	J,B		Historical		NA	NA
VOC	SOM01.2	Biphenyl	00092-52-4	YPGW11	10/18/2011 0:00	0.0028		mg/L	J		Historical		NA	NA
VOC	SOM01.2	o-Xylene	00095-47-6	YPGW11	10/18/2011 0:00	0.00022		mg/L	J		Historical	7.29	NO	DETECTED
VOC	SOM01.2	Methyl cyclohexane	00108-87-2	YPGW11	10/18/2011 0:00	0.037		mg/L			Historical		NA	NA
VOC	SOM01.2	Toluene	00108-88-3	YPGW11	10/18/2011 0:00		0.005	mg/L	U		Historical	1	ND	NO
VOC	SOM01.2	Benzaldehyde	00100-52-7	YPGW11	10/18/2011 0:00		0.005	mg/L	U		Historical		NA	NA
VOC	SOM01.2	Ethylbenzene	00100-41-4	YPGW11	10/18/2011 0:00	0.0069		mg/L			Historical	0.7	NO	DETECTED
VOC	SOM01.2	cis-1,2-Dichloroethene	00156-59-2	YPGW11	10/18/2011 0:00		0.005	mg/L	U		Historical	0.07	ND	NO
VOC	SOM01.2	Benzo(g,h,i)perylene	00191-24-2	YPGW11	10/18/2011 0:00		0.005	mg/L	U		Historical		NA	NA
VOC	SOM01.2	Acenaphthylene	00208-96-8	YPGW11	10/18/2011 0:00	0.00022		mg/L	J		Historical		NA	NA
VOC	SOM01.2	Acetone	00067-64-1	YPGW11	10/18/2011 0:00		0.01	mg/L	U		Historical	32.8	ND	NO
VOC	SOM01.2	Benzo(a)pyrene	00050-32-8	YPGW11	10/18/2011 0:00		0.005	mg/L	U		Historical	0.0002	ND	YES
VOC	SOM01.2	Benzene	00071-43-2	YPGW11	10/18/2011 0:00		0.005	mg/L	U		Historical	0.005	ND	NO
VOC	SOM01.2	Chloromethane	00074-87-3	YPGW11	10/18/2011 0:00		0.005	mg/L	U		Historical		NA	NA
VOC	SOM01.2	Benzo(a)anthracene	00056-55-3	YPGW11	10/18/2011 0:00		0.005	mg/L	U		Historical	0.000117	ND	YES
VOC	SOM01.2	Trichloroethene	00079-01-6	YPGW11	10/18/2011 0:00		0.005	mg/L	U		Historical	0.005	ND	NO
VOC	SOM01.2	Phenanthrene	00085-01-8	YPGW11	10/18/2011 0:00	0.0037		mg/L	J		Historical		NA	NA
VOC	SOM01.2	Fluorene	00086-73-7	YPGW11	10/18/2011 0:00	0.0029		mg/L	J		Historical	1.46	NO	DETECTED
VOC	SOM01.2	Di-n-butylphthalate	00084-74-2	YPGW11	10/18/2011 0:00	0.00019		mg/L	J		Historical	3.65	NO	DETECTED
VOC	SOM01.2	Diethylphthalate	00084-66-2	YPGW11	10/18/2011 0:00		0.005	mg/L	U		Historical	29.2	ND	NO
VOC	SOM01.2	Acenaphthene	00083-32-9	YPGW11	10/18/2011 0:00	0.0016		mg/L	J		Historical	2.19	NO	DETECTED
METALS	ISM01.3	Selenium, Total	SE	YPGW11	10/18/2011 0:00	0.0051		mg/L	J		Historical	0.05	NO	DETECTED
METALS	ISM01.3	Thallium, Total	TL	YPGW11	10/18/2011 0:00	0.0066		mg/L	J		Historical	0.002	YES	DETECTED
METALS	ISM01.3	Vanadium, Total	VA	YPGW11	10/18/2011 0:00	0.0147		mg/L	J		Historical	0.255	NO	DETECTED
METALS	ISM01.3	Zinc, Total	ZN	YPGW11	10/18/2011 0:00	0.0091		mg/L	J		Historical	5	NO	DETECTED

TABLE 3-9. GROUNDWATER POINT-BY-POINT CONSTITUENT OF CONCERN (COC) SCREEN
WYOMING DEPARTMENT OF ENVIRONMENTAL QUALITY, LARAMIE FORMER YTTRIUM PLANT, LARAMIE, WYOMING

CATEGORY	METHOD	ANALYTE	TRI-CAS	SAMPLE ID	DATE/TIME SAMPLED	DETECTED RESULT	NON-DETECTED RESULT (METHOD DETECTION LIMIT (MDL))	UNITS	LAB QUALIFIER	DATA VALIDATION QUALIFIER	LABORATORY DATA SET NUMBER	WATER CLEAN-UP LEVEL - FACT SHEET #13 (mg/L)	IS DETECT VALUE > SCREENING LEVEL	IS MDL > SCREENING LEVEL
METALS	ISM01.3	Lead, Total	PB	YPGW11	10/18/2011 0:00	0.0081		mg/L	J		Historical	0.015	NO	DETECTED
METALS	ISM01.3	Nickel, Total	NI	YPGW11	10/18/2011 0:00	0.0027		mg/L	J		Historical	0.729	NO	DETECTED
METALS	ISM01.3	Sodium, Total	NA	YPGW11	10/18/2011 0:00	283		mg/L	D		Historical		NA	NA
METALS	ISM01.3	Manganese, Total	MN	YPGW11	10/18/2011 0:00	9.28		mg/L			Historical	0.05	YES	DETECTED
METALS	ISM01.3	Magnesium, Total	MG	YPGW11	10/18/2011 0:00	289		mg/L			Historical		NA	NA
METALS	ISM01.3	Potassium, Total	K	YPGW11	10/18/2011 0:00	6.74		mg/L	E		Historical		NA	NA
METALS	ISM01.3	Iron, Total	FE	YPGW11	10/18/2011 0:00	22.7		mg/L			Historical	25.5	NO	DETECTED
METALS	ISM01.3	Cadmium, Total	CD	YPGW11	10/18/2011 0:00	0.00017		mg/L	J		Historical	0.005	NO	DETECTED
METALS	ISM01.3	Cobalt, Total	CO	YPGW11	10/18/2011 0:00	0.00032		mg/L	J		Historical	0.0109	NO	DETECTED
METALS	ISM01.3	Chromium, Total	CR	YPGW11	10/18/2011 0:00		0.01	mg/L	U		Historical	0.1	ND	NO
METALS	ISM01.3	Silver, Total	AG	YPGW11	10/18/2011 0:00		0.01	mg/L	U		Historical	0.1	ND	NO
METALS	ISM01.3	Arsenic, Total	AS	YPGW11	10/18/2011 0:00		0.01	mg/L	U		Historical	0.01	ND	NO
METALS	ISM01.3	Aluminum, Total	AL	YPGW11	10/18/2011 0:00	0.624		mg/L	*,N		Historical	36.5	NO	DETECTED
METALS	ISM01.3	Copper, Total	CU	YPGW11	10/18/2011 0:00	0.0035		mg/L	J		Historical	1.3	NO	DETECTED
METALS	ISM01.3	Calcium, Total	CA	YPGW11	10/18/2011 0:00	353		mg/L			Historical	0.005	YES	DETECTED
METALS	ISM01.3	Barium, Total	BA	YPGW11	10/18/2011 0:00	0.113		mg/L	J		Historical	2	NO	DETECTED
METALS	ISM01.3	Beryllium, Total	BE	YPGW11	10/18/2011 0:00	0.00024		mg/L	J		Historical	0.004	NO	DETECTED
VOC	SOM01.2	m,p-Xylene	MPXYLENE	YPGW11	10/18/2011 0:00	0.00073		mg/L	J		Historical	7.29	NO	DETECTED
VOC	SOM01.2	MTBE	01634-04-4	YPGW11	10/18/2011 0:00	0.0019		mg/L	J		Historical	0.0473	NO	DETECTED
VOC	SOM01.2	Dibenzofuran	00132-64-9	YPGW11	10/18/2011 0:00	0.0011		mg/L	J		Historical	0.00058	YES	DETECTED
VOC	SOM01.2	2,4-Dinitrotoluene	00121-14-2	YPGW11	10/18/2011 0:00		0.005	mg/L	U		Historical	0.0729	ND	NO
VOC	SOM01.2	Tetrachloroethene	00127-18-4	YPGW11	10/18/2011 0:00		0.005	mg/L	U		Historical	0.005	ND	NO
VOC	SOM01.2	Pyrene	00129-00-0	YPGW11	10/18/2011 0:00	0.00041		mg/L	J		Historical	1.09	NO	DETECTED
VOC	SOM01.2	Anthracene	00120-12-7	YPGW11	10/18/2011 0:00	0.00071		mg/L	J		Historical	10.9	NO	DETECTED
VOC	SOM01.2	Bis(2-ethylhexyl)phthalate	00117-81-7	YPGW11	10/18/2011 0:00	0.0014		mg/L	J,B		Historical	0.006	NO	DETECTED
GENERAL	8015B	TPH DRO	TEH1	YPGW11	10/18/2011 0:00	0.0045		mg/L			Historical	1.1	NO	DETECTED
GENERAL	8015B	TPH GRO	TVH1	YPGW11	10/18/2011 0:00	0.9		mg/L			Historical	7.3	NO	DETECTED
GENERAL	8015B	TPH GRO	TVH1	YPGW12	10/19/2011 0:00	0.01		mg/L	J		Historical	7.3	NO	DETECTED
GENERAL	8015B	TPH DRO	TEH1	YPGW12	10/19/2011 0:00		0.00026	mg/L			Historical	1.1	ND	NO
VOC	SOM01.2	Bis(2-ethylhexyl)phthalate	00117-81-7	YPGW12	10/19/2011 0:00	0.0026		mg/L	J,B		Historical	0.006	NO	DETECTED
VOC	SOM01.2	Anthracene	00120-12-7	YPGW12	10/19/2011 0:00		0.005	mg/L	U		Historical	10.9	ND	NO
VOC	SOM01.2	Pyrene	00129-00-0	YPGW12	10/19/2011 0:00		0.005	mg/L	U		Historical	1.09	ND	NO
VOC	SOM01.2	Tetrachloroethene	00127-18-4	YPGW12	10/19/2011 0:00		0.005	mg/L	U		Historical	0.005	ND	NO
VOC	SOM01.2	2,4-Dinitrotoluene	00121-14-2	YPGW12	10/19/2011 0:00		0.005	mg/L	U		Historical	0.0729	ND	NO
VOC	SOM01.2	Dibenzofuran	00132-64-9	YPGW12	10/19/2011 0:00		0.005	mg/L	U		Historical	0.00058	ND	YES
VOC	SOM01.2	MTBE	01634-04-4	YPGW12	10/19/2011 0:00	0.0025		mg/L	J		Historical	0.0473	NO	DETECTED
VOC	SOM01.2	m,p-Xylene	MPXYLENE	YPGW12	10/19/2011 0:00		0.005	mg/L	U		Historical	7.29	ND	NO
METALS	ISM01.3	Beryllium, Total	BE	YPGW12	10/19/2011 0:00		0.005	mg/L	U		Historical	0.004	ND	YES
METALS	ISM01.3	Barium, Total	BA	YPGW12	10/19/2011 0:00	0.0311		mg/L	J		Historical	2	NO	DETECTED
METALS	ISM01.3	Calcium, Total	CA	YPGW12	10/19/2011 0:00	260		mg/L			Historical	0.005	YES	DETECTED
METALS	ISM01.3	Copper, Total	CU	YPGW12	10/19/2011 0:00	0.0015		mg/L	J		Historical	1.3	NO	DETECTED
METALS	ISM01.3	Aluminum, Total	AL	YPGW12	10/19/2011 0:00	0.168		mg/L	J,*,N		Historical	36.5	NO	DETECTED
METALS	ISM01.3	Arsenic, Total	AS	YPGW12	10/19/2011 0:00		0.01	mg/L	U		Historical	0.01	ND	NO
METALS	ISM01.3	Silver, Total	AG	YPGW12	10/19/2011 0:00		0.01	mg/L	U		Historical	0.1	ND	NO
METALS	ISM01.3	Chromium, Total	CR	YPGW12	10/19/2011 0:00		0.01	mg/L	U		Historical	0.1	ND	NO
METALS	ISM01.3	Cobalt, Total	CO	YPGW12	10/19/2011 0:00	0.0017		mg/L	J		Historical	0.0109	NO	DETECTED
METALS	ISM01.3	Cadmium, Total	CD	YPGW12	10/19/2011 0:00	0.00015		mg/L	J		Historical	0.005	NO	DETECTED
METALS	ISM01.3	Iron, Total	FE	YPGW12	10/19/2011 0:00	0.228		mg/L			Historical	25.5	NO	DETECTED
METALS	ISM01.3	Potassium, Total	K	YPGW12	10/19/2011 0:00	5.31		mg/L	E		Historical		NA	NA

TABLE 3-9. GROUNDWATER POINT-BY-POINT CONSTITUENT OF CONCERN (COC) SCREEN
WYOMING DEPARTMENT OF ENVIRONMENTAL QUALITY, LARAMIE FORMER YTTRIUM PLANT, LARAMIE, WYOMING

CATEGORY	METHOD	ANALYTE	TRI-CAS	SAMPLE ID	DATE/TIME SAMPLED	DETECTED RESULT	NON-DETECTED RESULT (METHOD DETECTION LIMIT (MDL))	UNITS	LAB QUALIFIER	DATA VALIDATION QUALIFIER	LABORATORY DATA SET NUMBER	WATER CLEAN-UP LEVEL - FACT SHEET #13 (mg/L)	IS DETECT VALUE > SCREENING LEVEL	IS MDL > SCREENING LEVEL
METALS	ISM01.3	Magnesium, Total	MG	YPGW12	10/19/2011 0:00	208		mg/L			Historical		NA	NA
METALS	ISM01.3	Manganese, Total	MN	YPGW12	10/19/2011 0:00	0.262		mg/L			Historical	0.05	YES	DETECTED
METALS	ISM01.3	Sodium, Total	NA	YPGW12	10/19/2011 0:00	188		mg/L			Historical		NA	NA
METALS	ISM01.3	Nickel, Total	NI	YPGW12	10/19/2011 0:00	0.004		mg/L	J		Historical	0.729	NO	DETECTED
METALS	ISM01.3	Lead, Total	PB	YPGW12	10/19/2011 0:00	0.0042		mg/L	J		Historical	0.015	NO	DETECTED
METALS	ISM01.3	Zinc, Total	ZN	YPGW12	10/19/2011 0:00	0.0021		mg/L	J		Historical	5	NO	DETECTED
METALS	ISM01.3	Vanadium, Total	VA	YPGW12	10/19/2011 0:00	0.0029		mg/L	J		Historical	0.255	NO	DETECTED
METALS	ISM01.3	Thallium, Total	TL	YPGW12	10/19/2011 0:00		0.025	mg/L	U		Historical	0.002	ND	YES
METALS	ISM01.3	Selenium, Total	SE	YPGW12	10/19/2011 0:00		0.035	mg/L	U		Historical	0.05	ND	NO
VOC	SOM01.2	Acenaphthene	00083-32-9	YPGW12	10/19/2011 0:00		0.005	mg/L	U		Historical	2.19	ND	NO
VOC	SOM01.2	Diethylphthalate	00084-66-2	YPGW12	10/19/2011 0:00		0.005	mg/L	U		Historical	29.2	ND	NO
VOC	SOM01.2	Di-n-butylphthalate	00084-74-2	YPGW12	10/19/2011 0:00		0.005	mg/L	U		Historical	3.65	ND	NO
VOC	SOM01.2	Fluorene	00086-73-7	YPGW12	10/19/2011 0:00		0.005	mg/L	U		Historical	1.46	ND	NO
VOC	SOM01.2	Phenanthrene	00085-01-8	YPGW12	10/19/2011 0:00		0.005	mg/L	U		Historical		NA	NA
VOC	SOM01.2	Trichloroethene	00079-01-6	YPGW12	10/19/2011 0:00		0.005	mg/L	U		Historical	0.005	ND	NO
VOC	SOM01.2	Benzo(a)anthracene	00056-55-3	YPGW12	10/19/2011 0:00		0.005	mg/L	U		Historical	0.000117	ND	YES
VOC	SOM01.2	Chloromethane	00074-87-3	YPGW12	10/19/2011 0:00		0.005	mg/L	U		Historical		NA	NA
VOC	SOM01.2	Benzene	00071-43-2	YPGW12	10/19/2011 0:00		0.005	mg/L	U		Historical	0.005	ND	NO
VOC	SOM01.2	Benzo(a)pyrene	00050-32-8	YPGW12	10/19/2011 0:00		0.005	mg/L	U		Historical	0.0002	ND	YES
VOC	SOM01.2	Acetone	00067-64-1	YPGW12	10/19/2011 0:00		0.01	mg/L	U		Historical	32.8	ND	NO
VOC	SOM01.2	Acenaphthylene	00208-96-8	YPGW12	10/19/2011 0:00		0.005	mg/L	U		Historical		NA	NA
VOC	SOM01.2	Benzo(g,h,i)perylene	00191-24-2	YPGW12	10/19/2011 0:00		0.005	mg/L	U		Historical		NA	NA
VOC	SOM01.2	cis-1,2-Dichloroethene	00156-59-2	YPGW12	10/19/2011 0:00		0.005	mg/L	U		Historical	0.07	ND	NO
VOC	SOM01.2	Ethylbenzene	00100-41-4	YPGW12	10/19/2011 0:00		0.005	mg/L	U		Historical	0.7	ND	NO
VOC	SOM01.2	Benzaldehyde	00100-52-7	YPGW12	10/19/2011 0:00		0.005	mg/L	U		Historical		NA	NA
VOC	SOM01.2	Toluene	00108-88-3	YPGW12	10/19/2011 0:00	0.00011		mg/L	J		Historical	1	NO	DETECTED
VOC	SOM01.2	Methyl cyclohexane	00108-87-2	YPGW12	10/19/2011 0:00		0.005	mg/L	U		Historical		NA	NA
VOC	SOM01.2	o-Xylene	00095-47-6	YPGW12	10/19/2011 0:00		0.005	mg/L	U		Historical	7.29	ND	NO
VOC	SOM01.2	Biphenyl	00092-52-4	YPGW12	10/19/2011 0:00		0.005	mg/L	U		Historical		NA	NA
VOC	SOM01.2	Acetophenone	00098-86-2	YPGW12	10/19/2011 0:00	0.00024		mg/L	J,B		Historical		NA	NA
VOC	SOM01.2	Isopropylbenzene	00098-82-8	YPGW12	10/19/2011 0:00		0.005	mg/L	U		Historical		NA	NA
VOC	SOM01.2	Naphthalene	00091-20-3	YPGW12	10/19/2011 0:00		0.005	mg/L	U		Historical	0.729	ND	NO
VOC	SOM01.2	1,2,3-Trichlorobenzene	00087-61-6	YPGW12	10/19/2011 0:00		0.005	mg/L	U		Historical		NA	NA
VOC	SOM01.2	Cyclohexane	00110-82-7	YPGW12	10/19/2011 0:00		0.005	mg/L	U		Historical		NA	NA
VOC	SOM01.2	Phenol	00108-95-2	YPGW12	10/19/2011 0:00		0.005	mg/L	U		Historical	10.9	ND	NO
VOC	SOM01.2	Phenol	00108-95-2	YPGW13	10/18/2011 0:00		0.0053	mg/L	U		Historical	10.9	ND	NO
VOC	SOM01.2	Cyclohexane	00110-82-7	YPGW13	10/18/2011 0:00		0.005	mg/L	U		Historical		NA	NA
VOC	SOM01.2	1,2,3-Trichlorobenzene	00087-61-6	YPGW13	10/18/2011 0:00		0.005	mg/L	U		Historical		NA	NA
VOC	SOM01.2	Naphthalene	00091-20-3	YPGW13	10/18/2011 0:00		0.0053	mg/L	U		Historical	0.729	ND	NO
VOC	SOM01.2	Isopropylbenzene	00098-82-8	YPGW13	10/18/2011 0:00		0.005	mg/L	U		Historical		NA	NA
VOC	SOM01.2	Acetophenone	00098-86-2	YPGW13	10/18/2011 0:00	0.0003		mg/L	J,B		Historical		NA	NA
VOC	SOM01.2	Biphenyl	00092-52-4	YPGW13	10/18/2011 0:00		0.0053	mg/L	U		Historical		NA	NA
VOC	SOM01.2	o-Xylene	00095-47-6	YPGW13	10/18/2011 0:00		0.005	mg/L	U		Historical	7.29	ND	NO
VOC	SOM01.2	Methyl cyclohexane	00108-87-2	YPGW13	10/18/2011 0:00		0.005	mg/L	U		Historical		NA	NA
VOC	SOM01.2	Toluene	00108-88-3	YPGW13	10/18/2011 0:00		0.005	mg/L	U		Historical	1	ND	NO
VOC	SOM01.2	Benzaldehyde	00100-52-7	YPGW13	10/18/2011 0:00		0.0053	mg/L	U		Historical		NA	NA
VOC	SOM01.2	Ethylbenzene	00100-41-4	YPGW13	10/18/2011 0:00		0.005	mg/L	U		Historical	0.7	ND	NO
VOC	SOM01.2	cis-1,2-Dichloroethene	00156-59-2	YPGW13	10/18/2011 0:00		0.005	mg/L	U		Historical	0.07	ND	NO
VOC	SOM01.2	Benzo(g,h,i)perylene	00191-24-2	YPGW13	10/18/2011 0:00		0.0053	mg/L	U		Historical		NA	NA

TABLE 3-9. GROUNDWATER POINT-BY-POINT CONSTITUENT OF CONCERN (COC) SCREEN
WYOMING DEPARTMENT OF ENVIRONMENTAL QUALITY, LARAMIE FORMER YTTRIUM PLANT, LARAMIE, WYOMING

CATEGORY	METHOD	ANALYTE	TRI-CAS	SAMPLE ID	DATE/TIME SAMPLED	DETECTED RESULT	NON-DETECTED RESULT (METHOD DETECTION LIMIT (MDL))	UNITS	LAB QUALIFIER	DATA VALIDATION QUALIFIER	LABORATORY DATA SET NUMBER	WATER CLEAN-UP LEVEL - FACT SHEET #13 (mg/L)	IS DETECT VALUE > SCREENING LEVEL	IS MDL > SCREENING LEVEL
VOC	SOM01.2	Acenaphthylene	00208-96-8	YPGW13	10/18/2011 0:00		0.0053	mg/L	U		Historical		NA	NA
VOC	SOM01.2	Acetone	00067-64-1	YPGW13	10/18/2011 0:00		0.01	mg/L	U		Historical	32.8	ND	NO
VOC	SOM01.2	Benzo(a)pyrene	00050-32-8	YPGW13	10/18/2011 0:00		0.0053	mg/L	U		Historical	0.0002	ND	YES
VOC	SOM01.2	Benzene	00071-43-2	YPGW13	10/18/2011 0:00		0.005	mg/L	U		Historical	0.005	ND	NO
VOC	SOM01.2	Chloromethane	00074-87-3	YPGW13	10/18/2011 0:00		0.005	mg/L	U		Historical		NA	NA
VOC	SOM01.2	Benzo(a)anthracene	00056-55-3	YPGW13	10/18/2011 0:00		0.0053	mg/L	U		Historical	0.000117	ND	YES
VOC	SOM01.2	Trichloroethene	00079-01-6	YPGW13	10/18/2011 0:00		0.005	mg/L	U		Historical	0.005	ND	NO
VOC	SOM01.2	Phenanthrene	00085-01-8	YPGW13	10/18/2011 0:00		0.0053	mg/L	U		Historical		NA	NA
VOC	SOM01.2	Fluorene	00086-73-7	YPGW13	10/18/2011 0:00		0.0053	mg/L	U		Historical	1.46	ND	NO
VOC	SOM01.2	Di-n-butylphthalate	00084-74-2	YPGW13	10/18/2011 0:00		0.0053	mg/L	U		Historical	3.65	ND	NO
VOC	SOM01.2	Diethylphthalate	00084-66-2	YPGW13	10/18/2011 0:00		0.0053	mg/L	U		Historical	29.2	ND	NO
VOC	SOM01.2	Acenaphthene	00083-32-9	YPGW13	10/18/2011 0:00		0.0053	mg/L	U		Historical	2.19	ND	NO
METALS	ISM01.3	Selenium, Total	SE	YPGW13	10/18/2011 0:00		0.035	mg/L	U		Historical	0.05	ND	NO
METALS	ISM01.3	Thallium, Total	TL	YPGW13	10/18/2011 0:00		0.025	mg/L	U		Historical	0.002	ND	YES
METALS	ISM01.3	Vanadium, Total	VA	YPGW13	10/18/2011 0:00	0.005		mg/L	J		Historical	0.255	NO	DETECTED
METALS	ISM01.3	Zinc, Total	ZN	YPGW13	10/18/2011 0:00	0.0041		mg/L	J		Historical	5	NO	DETECTED
METALS	ISM01.3	Lead, Total	PB	YPGW13	10/18/2011 0:00	0.004		mg/L	J		Historical	0.015	NO	DETECTED
METALS	ISM01.3	Nickel, Total	NI	YPGW13	10/18/2011 0:00	0.0049		mg/L	J		Historical	0.729	NO	DETECTED
METALS	ISM01.3	Sodium, Total	NA	YPGW13	10/18/2011 0:00	173		mg/L			Historical		NA	NA
METALS	ISM01.3	Manganese, Total	MN	YPGW13	10/18/2011 0:00	0.248		mg/L			Historical	0.05	YES	DETECTED
METALS	ISM01.3	Magnesium, Total	MG	YPGW13	10/18/2011 0:00	183		mg/L			Historical		NA	NA
METALS	ISM01.3	Potassium, Total	K	YPGW13	10/18/2011 0:00	5.27		mg/L	E		Historical		NA	NA
METALS	ISM01.3	Iron, Total	FE	YPGW13	10/18/2011 0:00	0.429		mg/L			Historical	25.5	NO	DETECTED
METALS	ISM01.3	Cadmium, Total	CD	YPGW13	10/18/2011 0:00	0.00022		mg/L	J		Historical	0.005	NO	DETECTED
METALS	ISM01.3	Cobalt, Total	CO	YPGW13	10/18/2011 0:00	0.0015		mg/L	J		Historical	0.0109	NO	DETECTED
METALS	ISM01.3	Chromium, Total	CR	YPGW13	10/18/2011 0:00		0.01	mg/L	U		Historical	0.1	ND	NO
METALS	ISM01.3	Silver, Total	AG	YPGW13	10/18/2011 0:00		0.01	mg/L	U		Historical	0.1	ND	NO
METALS	ISM01.3	Arsenic, Total	AS	YPGW13	10/18/2011 0:00		0.01	mg/L	U		Historical	0.01	ND	NO
METALS	ISM01.3	Aluminum, Total	AL	YPGW13	10/18/2011 0:00	0.341		mg/L	*,N		Historical	36.5	NO	DETECTED
METALS	ISM01.3	Copper, Total	CU	YPGW13	10/18/2011 0:00	0.0029		mg/L	J		Historical	1.3	NO	DETECTED
METALS	ISM01.3	Calcium, Total	CA	YPGW13	10/18/2011 0:00	246		mg/L			Historical	0.005	YES	DETECTED
METALS	ISM01.3	Barium, Total	BA	YPGW13	10/18/2011 0:00	0.0337		mg/L	J		Historical	2	NO	DETECTED
METALS	ISM01.3	Beryllium, Total	BE	YPGW13	10/18/2011 0:00	0.00013		mg/L	J		Historical	0.004	NO	DETECTED
VOC	SOM01.2	m,p-Xylene	MPXYLENE	YPGW13	10/18/2011 0:00		0.005	mg/L	U		Historical	7.29	ND	NO
VOC	SOM01.2	MTBE	01634-04-4	YPGW13	10/18/2011 0:00	0.0015		mg/L	J		Historical	0.0473	NO	DETECTED
VOC	SOM01.2	Dibenzofuran	00132-64-9	YPGW13	10/18/2011 0:00		0.0053	mg/L	U		Historical	0.00058	ND	YES
VOC	SOM01.2	2,4-Dinitrotoluene	00121-14-2	YPGW13	10/18/2011 0:00		0.0053	mg/L	U		Historical	0.0729	ND	NO
VOC	SOM01.2	Tetrachloroethene	00127-18-4	YPGW13	10/18/2011 0:00		0.005	mg/L	U		Historical	0.005	ND	NO
VOC	SOM01.2	Pyrene	00129-00-0	YPGW13	10/18/2011 0:00		0.0053	mg/L	U		Historical	1.09	ND	NO
VOC	SOM01.2	Anthracene	00120-12-7	YPGW13	10/18/2011 0:00		0.0053	mg/L	U		Historical	10.9	ND	NO
VOC	SOM01.2	Bis(2-ethylhexyl)phthalate	00117-81-7	YPGW13	10/18/2011 0:00	0.0019		mg/L	J,B		Historical	0.006	NO	DETECTED
GENERAL	8015B	TPH DRO	TEH1	YPGW13	10/18/2011 0:00		0.00026	mg/L			Historical	1.1	ND	NO
GENERAL	8015B	TPH GRO	TVH1	YPGW13	10/18/2011 0:00	0.013		mg/L	J		Historical	7.3	NO	DETECTED
GENERAL	8015B	TPH GRO	TVH1	YPGW14	10/18/2011 0:00	0.22		mg/L			Historical	7.3	NO	DETECTED
GENERAL	8015B	TPH DRO	TEH1	YPGW14	10/18/2011 0:00	0.0017		mg/L			Historical	1.1	NO	DETECTED
VOC	SOM01.2	Bis(2-ethylhexyl)phthalate	00117-81-7	YPGW14	10/18/2011 0:00	0.0031		mg/L	J,B		Historical	0.006	NO	DETECTED
VOC	SOM01.2	Anthracene	00120-12-7	YPGW14	10/18/2011 0:00	0.00019		mg/L	J		Historical	10.9	NO	DETECTED
VOC	SOM01.2	Pyrene	00129-00-0	YPGW14	10/18/2011 0:00		0.005	mg/L	U		Historical	1.09	ND	NO
VOC	SOM01.2	Tetrachloroethene	00127-18-4	YPGW14	10/18/2011 0:00		0.005	mg/L	U		Historical	0.005	ND	NO

TABLE 3-9. GROUNDWATER POINT-BY-POINT CONSTITUENT OF CONCERN (COC) SCREEN
WYOMING DEPARTMENT OF ENVIRONMENTAL QUALITY, LARAMIE FORMER YTTRIUM PLANT, LARAMIE, WYOMING

CATEGORY	METHOD	ANALYTE	TRI-CAS	SAMPLE ID	DATE/TIME SAMPLED	DETECTED RESULT	NON-DETECTED RESULT (METHOD DETECTION LIMIT (MDL))	UNITS	LAB QUALIFIER	DATA VALIDATION QUALIFIER	LABORATORY DATA SET NUMBER	WATER CLEAN-UP LEVEL - FACT SHEET #13 (mg/L)	IS DETECT VALUE > SCREENING LEVEL	IS MDL > SCREENING LEVEL
VOC	SOM01.2	2,4-Dinitrotoluene	00121-14-2	YPGW14	10/18/2011 0:00	0.00032		mg/L	J		Historical	0.0729	NO	DETECTED
VOC	SOM01.2	Dibenzofuran	00132-64-9	YPGW14	10/18/2011 0:00		0.005	mg/L	U		Historical	0.00058	ND	YES
VOC	SOM01.2	MTBE	01634-04-4	YPGW14	10/18/2011 0:00	0.0018		mg/L	J		Historical	0.0473	NO	DETECTED
VOC	SOM01.2	m,p-Xylene	MPXYLENE	YPGW14	10/18/2011 0:00	0.00032		mg/L	J		Historical	7.29	NO	DETECTED
METALS	ISM01.3	Beryllium, Total	BE	YPGW14	10/18/2011 0:00		0.005	mg/L	U		Historical	0.004	ND	YES
METALS	ISM01.3	Barium, Total	BA	YPGW14	10/18/2011 0:00	0.0861		mg/L	J		Historical	2	NO	DETECTED
METALS	ISM01.3	Calcium, Total	CA	YPGW14	10/18/2011 0:00	406		mg/L			Historical	0.005	YES	DETECTED
METALS	ISM01.3	Copper, Total	CU	YPGW14	10/18/2011 0:00		0.025	mg/L	U		Historical	1.3	ND	NO
METALS	ISM01.3	Aluminum, Total	AL	YPGW14	10/18/2011 0:00	0.193		mg/L	J,*,N		Historical	36.5	NO	DETECTED
METALS	ISM01.3	Arsenic, Total	AS	YPGW14	10/18/2011 0:00		0.01	mg/L	U		Historical	0.01	ND	NO
METALS	ISM01.3	Silver, Total	AG	YPGW14	10/18/2011 0:00		0.01	mg/L	U		Historical	0.1	ND	NO
METALS	ISM01.3	Chromium, Total	CR	YPGW14	10/18/2011 0:00		0.01	mg/L	U		Historical	0.1	ND	NO
METALS	ISM01.3	Cobalt, Total	CO	YPGW14	10/18/2011 0:00		0.05	mg/L	U		Historical	0.0109	ND	YES
METALS	ISM01.3	Cadmium, Total	CD	YPGW14	10/18/2011 0:00		0.005	mg/L	U		Historical	0.005	ND	NO
METALS	ISM01.3	Iron, Total	FE	YPGW14	10/18/2011 0:00	24.9		mg/L			Historical	25.5	NO	DETECTED
METALS	ISM01.3	Potassium, Total	K	YPGW14	10/18/2011 0:00	8.51		mg/L	E		Historical		NA	NA
METALS	ISM01.3	Magnesium, Total	MG	YPGW14	10/18/2011 0:00	358		mg/L			Historical		NA	NA
METALS	ISM01.3	Manganese, Total	MN	YPGW14	10/18/2011 0:00	3.68		mg/L			Historical	0.05	YES	DETECTED
METALS	ISM01.3	Sodium, Total	NA	YPGW14	10/18/2011 0:00	405		mg/L	D		Historical		NA	NA
METALS	ISM01.3	Nickel, Total	NI	YPGW14	10/18/2011 0:00	0.0016		mg/L	J		Historical	0.729	NO	DETECTED
METALS	ISM01.3	Lead, Total	PB	YPGW14	10/18/2011 0:00	0.005		mg/L	J		Historical	0.015	NO	DETECTED
METALS	ISM01.3	Zinc, Total	ZN	YPGW14	10/18/2011 0:00	0.0021		mg/L	J		Historical	5	NO	DETECTED
METALS	ISM01.3	Vanadium, Total	VA	YPGW14	10/18/2011 0:00		0.05	mg/L	U		Historical	0.255	ND	NO
METALS	ISM01.3	Thallium, Total	TL	YPGW14	10/18/2011 0:00	0.002		mg/L	J		Historical	0.002	NO	DETECTED
METALS	ISM01.3	Selenium, Total	SE	YPGW14	10/18/2011 0:00	0.0023		mg/L	J		Historical	0.05	NO	DETECTED
VOC	SOM01.2	Acenaphthene	00083-32-9	YPGW14	10/18/2011 0:00	0.00031		mg/L	J		Historical	2.19	NO	DETECTED
VOC	SOM01.2	Diethylphthalate	00084-66-2	YPGW14	10/18/2011 0:00		0.005	mg/L	U		Historical	29.2	ND	NO
VOC	SOM01.2	Di-n-butylphthalate	00084-74-2	YPGW14	10/18/2011 0:00		0.005	mg/L	U		Historical	3.65	ND	NO
VOC	SOM01.2	Fluorene	00086-73-7	YPGW14	10/18/2011 0:00	0.0008		mg/L	J		Historical	1.46	NO	DETECTED
VOC	SOM01.2	Phenanthrene	00085-01-8	YPGW14	10/18/2011 0:00	0.00071		mg/L	J		Historical		NA	NA
VOC	SOM01.2	Trichloroethene	00079-01-6	YPGW14	10/18/2011 0:00		0.005	mg/L	U		Historical	0.005	ND	NO
VOC	SOM01.2	Benzo(a)anthracene	00056-55-3	YPGW14	10/18/2011 0:00		0.005	mg/L	U		Historical	0.000117	ND	YES
VOC	SOM01.2	Chloromethane	00074-87-3	YPGW14	10/18/2011 0:00		0.005	mg/L	U		Historical		NA	NA
VOC	SOM01.2	Benzene	00071-43-2	YPGW14	10/18/2011 0:00		0.005	mg/L	U		Historical	0.005	ND	NO
VOC	SOM01.2	Benzo(a)pyrene	00050-32-8	YPGW14	10/18/2011 0:00		0.005	mg/L	U		Historical	0.0002	ND	YES
VOC	SOM01.2	Acetone	00067-64-1	YPGW14	10/18/2011 0:00		0.01	mg/L	U		Historical	32.8	ND	NO
VOC	SOM01.2	Acenaphthylene	00208-96-8	YPGW14	10/18/2011 0:00		0.005	mg/L	U		Historical		NA	NA
VOC	SOM01.2	Benzo(g,h,i)perylene	00191-24-2	YPGW14	10/18/2011 0:00		0.005	mg/L	U		Historical		NA	NA
VOC	SOM01.2	cis-1,2-Dichloroethene	00156-59-2	YPGW14	10/18/2011 0:00	0.00028		mg/L	J		Historical	0.07	NO	DETECTED
VOC	SOM01.2	Ethylbenzene	00100-41-4	YPGW14	10/18/2011 0:00	0.0018		mg/L	J		Historical	0.7	NO	DETECTED
VOC	SOM01.2	Benzaldehyde	00100-52-7	YPGW14	10/18/2011 0:00		0.005	mg/L	U		Historical		NA	NA
VOC	SOM01.2	Toluene	00108-88-3	YPGW14	10/18/2011 0:00		0.005	mg/L	U		Historical	1	ND	NO
VOC	SOM01.2	Methyl cyclohexane	00108-87-2	YPGW14	10/18/2011 0:00	0.0037		mg/L	J		Historical		NA	NA
VOC	SOM01.2	o-Xylene	00095-47-6	YPGW14	10/18/2011 0:00	0.00019		mg/L	J		Historical	7.29	NO	DETECTED
VOC	SOM01.2	Biphenyl	00092-52-4	YPGW14	10/18/2011 0:00	0.00041		mg/L	J		Historical		NA	NA
VOC	SOM01.2	Acetophenone	00098-86-2	YPGW14	10/18/2011 0:00	0.00019		mg/L	J,B		Historical		NA	NA
VOC	SOM01.2	Isopropylbenzene	00098-82-8	YPGW14	10/18/2011 0:00	0.00058		mg/L	J		Historical		NA	NA
VOC	SOM01.2	Naphthalene	00091-20-3	YPGW14	10/18/2011 0:00	0.0003		mg/L	J		Historical	0.729	NO	DETECTED
VOC	SOM01.2	1,2,3-Trichlorobenzene	00087-61-6	YPGW14	10/18/2011 0:00		0.005	mg/L	U		Historical		NA	NA

TABLE 3-9. GROUNDWATER POINT-BY-POINT CONSTITUENT OF CONCERN (COC) SCREEN
WYOMING DEPARTMENT OF ENVIRONMENTAL QUALITY, LARAMIE FORMER YTTRIUM PLANT, LARAMIE, WYOMING

CATEGORY	METHOD	ANALYTE	TRI-CAS	SAMPLE ID	DATE/TIME SAMPLED	DETECTED RESULT	NON-DETECTED RESULT (METHOD DETECTION LIMIT (MDL))	UNITS	LAB QUALIFIER	DATA VALIDATION QUALIFIER	LABORATORY DATA SET NUMBER	WATER CLEAN-UP LEVEL - FACT SHEET #13 (mg/L)	IS DETECT VALUE > SCREENING LEVEL	IS MDL > SCREENING LEVEL
VOC	SOM01.2	Cyclohexane	00110-82-7	YPGW14	10/18/2011 0:00	0.0014		mg/L	J		Historical		NA	NA
VOC	SOM01.2	Phenol	00108-95-2	YPGW14	10/18/2011 0:00		0.005	mg/L	U		Historical	10.9	ND	NO
VOC	SOM01.2	Phenol	00108-95-2	YPGW15	10/18/2011 0:00		0.005	mg/L	U		Historical	10.9	ND	NO
VOC	SOM01.2	Cyclohexane	00110-82-7	YPGW15	10/18/2011 0:00		0.005	mg/L	U		Historical		NA	NA
VOC	SOM01.2	1,2,3-Trichlorobenzene	00087-61-6	YPGW15	10/18/2011 0:00		0.005	mg/L	U		Historical		NA	NA
VOC	SOM01.2	Naphthalene	00091-20-3	YPGW15	10/18/2011 0:00		0.005	mg/L	U		Historical	0.729	ND	NO
VOC	SOM01.2	Isopropylbenzene	00098-82-8	YPGW15	10/18/2011 0:00		0.005	mg/L	U		Historical		NA	NA
VOC	SOM01.2	Acetophenone	00098-86-2	YPGW15	10/18/2011 0:00	0.00024		mg/L	J,B		Historical		NA	NA
VOC	SOM01.2	Biphenyl	00092-52-4	YPGW15	10/18/2011 0:00	0.00016		mg/L	J		Historical		NA	NA
VOC	SOM01.2	o-Xylene	00095-47-6	YPGW15	10/18/2011 0:00		0.005	mg/L	U		Historical	7.29	ND	NO
VOC	SOM01.2	Methyl cyclohexane	00108-87-2	YPGW15	10/18/2011 0:00		0.005	mg/L	U		Historical		NA	NA
VOC	SOM01.2	Toluene	00108-88-3	YPGW15	10/18/2011 0:00		0.005	mg/L	U		Historical	1	ND	NO
VOC	SOM01.2	Benzaldehyde	00100-52-7	YPGW15	10/18/2011 0:00		0.005	mg/L	U		Historical		NA	NA
VOC	SOM01.2	Ethylbenzene	00100-41-4	YPGW15	10/18/2011 0:00		0.005	mg/L	U		Historical	0.7	ND	NO
VOC	SOM01.2	cis-1,2-Dichloroethene	00156-59-2	YPGW15	10/18/2011 0:00	0.0012		mg/L	J		Historical	0.07	NO	DETECTED
VOC	SOM01.2	Benzo(g,h,i)perylene	00191-24-2	YPGW15	10/18/2011 0:00		0.005	mg/L	U		Historical		NA	NA
VOC	SOM01.2	Acenaphthylene	00208-96-8	YPGW15	10/18/2011 0:00		0.005	mg/L	U		Historical		NA	NA
VOC	SOM01.2	Acetone	00067-64-1	YPGW15	10/18/2011 0:00		0.01	mg/L	U		Historical	32.8	ND	NO
VOC	SOM01.2	Benzo(a)pyrene	00050-32-8	YPGW15	10/18/2011 0:00		0.005	mg/L	U		Historical	0.0002	ND	YES
VOC	SOM01.2	Benzene	00071-43-2	YPGW15	10/18/2011 0:00		0.005	mg/L	U		Historical	0.005	ND	NO
VOC	SOM01.2	Chloromethane	00074-87-3	YPGW15	10/18/2011 0:00		0.005	mg/L	U		Historical		NA	NA
VOC	SOM01.2	Benzo(a)anthracene	00056-55-3	YPGW15	10/18/2011 0:00		0.005	mg/L	U		Historical	0.000117	ND	YES
VOC	SOM01.2	Trichloroethene	00079-01-6	YPGW15	10/18/2011 0:00	0.001		mg/L	J		Historical	0.005	NO	DETECTED
VOC	SOM01.2	Phenanthrene	00085-01-8	YPGW15	10/18/2011 0:00		0.005	mg/L	U		Historical		NA	NA
VOC	SOM01.2	Fluorene	00086-73-7	YPGW15	10/18/2011 0:00		0.005	mg/L	U		Historical	1.46	ND	NO
VOC	SOM01.2	Di-n-butylphthalate	00084-74-2	YPGW15	10/18/2011 0:00		0.005	mg/L	U		Historical	3.65	ND	NO
VOC	SOM01.2	Diethylphthalate	00084-66-2	YPGW15	10/18/2011 0:00		0.005	mg/L	U		Historical	29.2	ND	NO
VOC	SOM01.2	Acenaphthene	00083-32-9	YPGW15	10/18/2011 0:00		0.005	mg/L	U		Historical	2.19	ND	NO
METALS	ISM01.3	Selenium, Total	SE	YPGW15	10/18/2011 0:00		0.035	mg/L	U		Historical	0.05	ND	NO
METALS	ISM01.3	Thallium, Total	TL	YPGW15	10/18/2011 0:00	0.0024		mg/L	J		Historical	0.002	YES	DETECTED
METALS	ISM01.3	Vanadium, Total	VA	YPGW15	10/18/2011 0:00	0.0949		mg/L			Historical	0.255	NO	DETECTED
METALS	ISM01.3	Zinc, Total	ZN	YPGW15	10/18/2011 0:00	0.128		mg/L			Historical	5	NO	DETECTED
METALS	ISM01.3	Lead, Total	PB	YPGW15	10/18/2011 0:00	0.0529		mg/L			Historical	0.015	YES	DETECTED
METALS	ISM01.3	Nickel, Total	NI	YPGW15	10/18/2011 0:00	0.0336		mg/L	J		Historical	0.729	NO	DETECTED
METALS	ISM01.3	Sodium, Total	NA	YPGW15	10/18/2011 0:00	324		mg/L	D		Historical		NA	NA
METALS	ISM01.3	Manganese, Total	MN	YPGW15	10/18/2011 0:00	0.984		mg/L			Historical	0.05	YES	DETECTED
METALS	ISM01.3	Magnesium, Total	MG	YPGW15	10/18/2011 0:00	326		mg/L			Historical		NA	NA
METALS	ISM01.3	Potassium, Total	K	YPGW15	10/18/2011 0:00	10.8		mg/L	E		Historical		NA	NA
METALS	ISM01.3	Iron, Total	FE	YPGW15	10/18/2011 0:00	38.6		mg/L			Historical	25.5	YES	DETECTED
METALS	ISM01.3	Cadmium, Total	CD	YPGW15	10/18/2011 0:00	0.0019		mg/L	J		Historical	0.005	NO	DETECTED
METALS	ISM01.3	Cobalt, Total	CO	YPGW15	10/18/2011 0:00	0.0143		mg/L	J		Historical	0.0109	YES	DETECTED
METALS	ISM01.3	Chromium, Total	CR	YPGW15	10/18/2011 0:00	0.0439		mg/L			Historical	0.1	NO	DETECTED
METALS	ISM01.3	Silver, Total	AG	YPGW15	10/18/2011 0:00		0.01	mg/L	U		Historical	0.1	ND	NO
METALS	ISM01.3	Arsenic, Total	AS	YPGW15	10/18/2011 0:00	0.0302		mg/L			Historical	0.01	YES	DETECTED
METALS	ISM01.3	Aluminum, Total	AL	YPGW15	10/18/2011 0:00	17.1		mg/L	*,N		Historical	36.5	NO	DETECTED
METALS	ISM01.3	Copper, Total	CU	YPGW15	10/18/2011 0:00	0.0511		mg/L			Historical	1.3	NO	DETECTED
METALS	ISM01.3	Calcium, Total	CA	YPGW15	10/18/2011 0:00	389		mg/L			Historical	0.005	YES	DETECTED
METALS	ISM01.3	Barium, Total	BA	YPGW15	10/18/2011 0:00	0.187		mg/L	J		Historical	2	NO	DETECTED
METALS	ISM01.3	Beryllium, Total	BE	YPGW15	10/18/2011 0:00	0.0011		mg/L	J		Historical	0.004	NO	DETECTED

TABLE 3-9. GROUNDWATER POINT-BY-POINT CONSTITUENT OF CONCERN (COC) SCREEN
WYOMING DEPARTMENT OF ENVIRONMENTAL QUALITY, LARAMIE FORMER YTTRIUM PLANT, LARAMIE, WYOMING

CATEGORY	METHOD	ANALYTE	TRI-CAS	SAMPLE ID	DATE/TIME SAMPLED	DETECTED RESULT	NON-DETECTED RESULT (METHOD DETECTION LIMIT (MDL))	UNITS	LAB QUALIFIER	DATA VALIDATION QUALIFIER	LABORATORY DATA SET NUMBER	WATER CLEAN-UP LEVEL - FACT SHEET #13 (mg/L)	IS DETECT VALUE > SCREENING LEVEL	IS MDL > SCREENING LEVEL
VOC	SOM01.2	m,p-Xylene	MPXYLENE	YPGW15	10/18/2011 0:00		0.005	mg/L	U		Historical	7.29	ND	NO
VOC	SOM01.2	MTBE	01634-04-4	YPGW15	10/18/2011 0:00	0.0042		mg/L	J		Historical	0.0473	NO	DETECTED
VOC	SOM01.2	Dibenzofuran	00132-64-9	YPGW15	10/18/2011 0:00		0.005	mg/L	U		Historical	0.00058	ND	YES
VOC	SOM01.2	2,4-Dinitrotoluene	00121-14-2	YPGW15	10/18/2011 0:00		0.005	mg/L	U		Historical	0.0729	ND	NO
VOC	SOM01.2	Tetrachloroethene	00127-18-4	YPGW15	10/18/2011 0:00		0.005	mg/L	U		Historical	0.005	ND	NO
VOC	SOM01.2	Pyrene	00129-00-0	YPGW15	10/18/2011 0:00		0.005	mg/L	U		Historical	1.09	ND	NO
VOC	SOM01.2	Anthracene	00120-12-7	YPGW15	10/18/2011 0:00		0.005	mg/L	U		Historical	10.9	ND	NO
VOC	SOM01.2	Bis(2-ethylhexyl)phthalate	00117-81-7	YPGW15	10/18/2011 0:00	0.00059		mg/L	J,B		Historical	0.006	NO	DETECTED
GENERAL	8015B	TPH DRO	TEH1	YPGW15	10/18/2011 0:00	0.00021		mg/L			Historical	1.1	NO	DETECTED
GENERAL	8015B	TPH GRO	TVH1	YPGW15	10/18/2011 0:00	0.018		mg/L	J		Historical	7.3	NO	DETECTED
GENERAL	8015B	TPH GRO	TVH1	YPGW16	10/18/2011 0:00	0.12		mg/L			Historical	7.3	NO	DETECTED
GENERAL	8015B	TPH DRO	TEH1	YPGW16	10/18/2011 0:00	0.002		mg/L			Historical	1.1	NO	DETECTED
VOC	SOM01.2	Bis(2-ethylhexyl)phthalate	00117-81-7	YPGW16	10/18/2011 0:00	0.00067		mg/L	J,B		Historical	0.006	NO	DETECTED
VOC	SOM01.2	Anthracene	00120-12-7	YPGW16	10/18/2011 0:00	0.00031		mg/L	J		Historical	10.9	NO	DETECTED
VOC	SOM01.2	Pyrene	00129-00-0	YPGW16	10/18/2011 0:00	0.00036		mg/L	J		Historical	1.09	NO	DETECTED
VOC	SOM01.2	Tetrachloroethene	00127-18-4	YPGW16	10/18/2011 0:00		0.005	mg/L	U		Historical	0.005	ND	NO
VOC	SOM01.2	2,4-Dinitrotoluene	00121-14-2	YPGW16	10/18/2011 0:00		0.005	mg/L	U		Historical	0.0729	ND	NO
VOC	SOM01.2	Dibenzofuran	00132-64-9	YPGW16	10/18/2011 0:00		0.005	mg/L	U		Historical	0.00058	ND	YES
VOC	SOM01.2	MTBE	01634-04-4	YPGW16	10/18/2011 0:00	0.0025		mg/L	J		Historical	0.0473	NO	DETECTED
VOC	SOM01.2	m,p-Xylene	MPXYLENE	YPGW16	10/18/2011 0:00		0.005	mg/L	U		Historical	7.29	ND	NO
METALS	ISM01.3	Beryllium, Total	BE	YPGW16	10/18/2011 0:00	0.00018		mg/L	J		Historical	0.004	NO	DETECTED
METALS	ISM01.3	Barium, Total	BA	YPGW16	10/18/2011 0:00	0.0521		mg/L	J		Historical	2	NO	DETECTED
METALS	ISM01.3	Calcium, Total	CA	YPGW16	10/18/2011 0:00	290		mg/L			Historical	0.005	YES	DETECTED
METALS	ISM01.3	Copper, Total	CU	YPGW16	10/18/2011 0:00	0.0066		mg/L	J		Historical	1.3	NO	DETECTED
METALS	ISM01.3	Aluminum, Total	AL	YPGW16	10/18/2011 0:00	1.71		mg/L	*,N		Historical	36.5	NO	DETECTED
METALS	ISM01.3	Arsenic, Total	AS	YPGW16	10/18/2011 0:00		0.01	mg/L	U		Historical	0.01	ND	NO
METALS	ISM01.3	Silver, Total	AG	YPGW16	10/18/2011 0:00	0.0024		mg/L	J		Historical	0.1	NO	DETECTED
METALS	ISM01.3	Chromium, Total	CR	YPGW16	10/18/2011 0:00	0.0056		mg/L	J		Historical	0.1	NO	DETECTED
METALS	ISM01.3	Cobalt, Total	CO	YPGW16	10/18/2011 0:00	0.0013		mg/L	J		Historical	0.0109	NO	DETECTED
METALS	ISM01.3	Cadmium, Total	CD	YPGW16	10/18/2011 0:00	0.00023		mg/L	J		Historical	0.005	NO	DETECTED
METALS	ISM01.3	Iron, Total	FE	YPGW16	10/18/2011 0:00	24		mg/L			Historical	25.5	NO	DETECTED
METALS	ISM01.3	Potassium, Total	K	YPGW16	10/18/2011 0:00	6.69		mg/L	E		Historical		NA	NA
METALS	ISM01.3	Magnesium, Total	MG	YPGW16	10/18/2011 0:00	298		mg/L			Historical		NA	NA
METALS	ISM01.3	Manganese, Total	MN	YPGW16	10/18/2011 0:00	2.63		mg/L			Historical	0.05	YES	DETECTED
METALS	ISM01.3	Sodium, Total	NA	YPGW16	10/18/2011 0:00	266		mg/L	D		Historical		NA	NA
METALS	ISM01.3	Nickel, Total	NI	YPGW16	10/18/2011 0:00	0.0042		mg/L	J		Historical	0.729	NO	DETECTED
METALS	ISM01.3	Lead, Total	PB	YPGW16	10/18/2011 0:00	0.006		mg/L	J		Historical	0.015	NO	DETECTED
METALS	ISM01.3	Zinc, Total	ZN	YPGW16	10/18/2011 0:00	0.0109		mg/L	J		Historical	5	NO	DETECTED
METALS	ISM01.3	Vanadium, Total	VA	YPGW16	10/18/2011 0:00	0.0103		mg/L	J		Historical	0.255	NO	DETECTED
METALS	ISM01.3	Thallium, Total	TL	YPGW16	10/18/2011 0:00		0.025	mg/L	U		Historical	0.002	ND	YES
METALS	ISM01.3	Selenium, Total	SE	YPGW16	10/18/2011 0:00		0.035	mg/L	U		Historical	0.05	ND	NO
VOC	SOM01.2	Acenaphthene	00083-32-9	YPGW16	10/18/2011 0:00	0.00045		mg/L	J		Historical	2.19	NO	DETECTED
VOC	SOM01.2	Diethylphthalate	00084-66-2	YPGW16	10/18/2011 0:00		0.005	mg/L	U		Historical	29.2	ND	NO
VOC	SOM01.2	Di-n-butylphthalate	00084-74-2	YPGW16	10/18/2011 0:00	0.00022		mg/L	J		Historical	3.65	NO	DETECTED
VOC	SOM01.2	Fluorene	00086-73-7	YPGW16	10/18/2011 0:00	0.00055		mg/L	J		Historical	1.46	NO	DETECTED
VOC	SOM01.2	Phenanthrene	00085-01-8	YPGW16	10/18/2011 0:00		0.005	mg/L	U		Historical		NA	NA
VOC	SOM01.2	Trichloroethene	00079-01-6	YPGW16	10/18/2011 0:00		0.005	mg/L	U		Historical	0.005	ND	NO
VOC	SOM01.2	Benzo(a)anthracene	00056-55-3	YPGW16	10/18/2011 0:00		0.005	mg/L	U		Historical	0.000117	ND	YES
VOC	SOM01.2	Chloromethane	00074-87-3	YPGW16	10/18/2011 0:00		0.005	mg/L	U		Historical		NA	NA

TABLE 3-9. GROUNDWATER POINT-BY-POINT CONSTITUENT OF CONCERN (COC) SCREEN
WYOMING DEPARTMENT OF ENVIRONMENTAL QUALITY, LARAMIE FORMER YTTRIUM PLANT, LARAMIE, WYOMING

CATEGORY	METHOD	ANALYTE	TRI-CAS	SAMPLE ID	DATE/TIME SAMPLED	DETECTED RESULT	NON-DETECTED RESULT (METHOD DETECTION LIMIT (MDL))	UNITS	LAB QUALIFIER	DATA VALIDATION QUALIFIER	LABORATORY DATA SET NUMBER	WATER CLEAN-UP LEVEL - FACT SHEET #13 (mg/L)	IS DETECT VALUE > SCREENING LEVEL	IS MDL > SCREENING LEVEL
VOC	SOM01.2	Benzene	00071-43-2	YPGW16	10/18/2011 0:00		0.005	mg/L	U		Historical	0.005	ND	NO
VOC	SOM01.2	Benzo(a)pyrene	00050-32-8	YPGW16	10/18/2011 0:00		0.005	mg/L	U		Historical	0.0002	ND	YES
VOC	SOM01.2	Acetone	00067-64-1	YPGW16	10/18/2011 0:00		0.01	mg/L	U		Historical	32.8	ND	NO
VOC	SOM01.2	Acenaphthylene	00208-96-8	YPGW16	10/18/2011 0:00		0.005	mg/L	U		Historical		NA	NA
VOC	SOM01.2	Benzo(g,h,i)perylene	00191-24-2	YPGW16	10/18/2011 0:00		0.005	mg/L	U		Historical		NA	NA
VOC	SOM01.2	cis-1,2-Dichloroethene	00156-59-2	YPGW16	10/18/2011 0:00		0.005	mg/L	U		Historical	0.07	ND	NO
VOC	SOM01.2	Ethylbenzene	00100-41-4	YPGW16	10/18/2011 0:00		0.005	mg/L	U		Historical	0.7	ND	NO
VOC	SOM01.2	Benzaldehyde	00100-52-7	YPGW16	10/18/2011 0:00	0.00057		mg/L	J,B		Historical		NA	NA
VOC	SOM01.2	Toluene	00108-88-3	YPGW16	10/18/2011 0:00		0.005	mg/L	U		Historical	1	ND	NO
VOC	SOM01.2	Methyl cyclohexane	00108-87-2	YPGW16	10/18/2011 0:00		0.005	mg/L	U		Historical		NA	NA
VOC	SOM01.2	o-Xylene	00095-47-6	YPGW16	10/18/2011 0:00		0.005	mg/L	U		Historical	7.29	ND	NO
VOC	SOM01.2	Biphenyl	00092-52-4	YPGW16	10/18/2011 0:00		0.005	mg/L	U		Historical		NA	NA
VOC	SOM01.2	Acetophenone	00098-86-2	YPGW16	10/18/2011 0:00	0.00094		mg/L	J,B		Historical		NA	NA
VOC	SOM01.2	Isopropylbenzene	00098-82-8	YPGW16	10/18/2011 0:00		0.005	mg/L	U		Historical		NA	NA
VOC	SOM01.2	Naphthalene	00091-20-3	YPGW16	10/18/2011 0:00		0.005	mg/L	U		Historical	0.729	ND	NO
VOC	SOM01.2	1,2,3-Trichlorobenzene	00087-61-6	YPGW16	10/18/2011 0:00		0.005	mg/L	U		Historical		NA	NA
VOC	SOM01.2	Cyclohexane	00110-82-7	YPGW16	10/18/2011 0:00		0.005	mg/L	U		Historical		NA	NA
VOC	SOM01.2	Phenol	00108-95-2	YPGW16	10/18/2011 0:00	0.00021		mg/L	J,B		Historical	10.9	NO	DETECTED
VOC	SOM01.2	Phenol	00108-95-2	YPGW17	10/21/2011 0:00		0.005	mg/L	U		Historical	10.9	ND	NO
VOC	SOM01.2	Cyclohexane	00110-82-7	YPGW17	10/21/2011 0:00	0.012		mg/L			Historical		NA	NA
VOC	SOM01.2	1,2,3-Trichlorobenzene	00087-61-6	YPGW17	10/21/2011 0:00		0.005	mg/L	U		Historical		NA	NA
VOC	SOM01.2	Naphthalene	00091-20-3	YPGW17	10/21/2011 0:00	0.001		mg/L	J		Historical	0.729	NO	DETECTED
VOC	SOM01.2	Isopropylbenzene	00098-82-8	YPGW17	10/21/2011 0:00	0.004		mg/L	J		Historical		NA	NA
VOC	SOM01.2	Acetophenone	00098-86-2	YPGW17	10/21/2011 0:00	0.00043		mg/L	J,B		Historical		NA	NA
VOC	SOM01.2	Biphenyl	00092-52-4	YPGW17	10/21/2011 0:00	0.0047		mg/L	J		Historical		NA	NA
VOC	SOM01.2	o-Xylene	00095-47-6	YPGW17	10/21/2011 0:00	0.00066		mg/L	J		Historical	7.29	NO	DETECTED
VOC	SOM01.2	Methyl cyclohexane	00108-87-2	YPGW17	10/21/2011 0:00	0.016		mg/L			Historical		NA	NA
VOC	SOM01.2	Toluene	00108-88-3	YPGW17	10/21/2011 0:00	0.00067		mg/L	J		Historical	1	NO	DETECTED
VOC	SOM01.2	Benzaldehyde	00100-52-7	YPGW17	10/21/2011 0:00		0.005	mg/L	U		Historical		NA	NA
VOC	SOM01.2	Ethylbenzene	00100-41-4	YPGW17	10/21/2011 0:00	0.0087		mg/L			Historical	0.7	NO	DETECTED
VOC	SOM01.2	cis-1,2-Dichloroethene	00156-59-2	YPGW17	10/21/2011 0:00	0.00035		mg/L	J		Historical	0.07	NO	DETECTED
VOC	SOM01.2	Benzo(g,h,i)perylene	00191-24-2	YPGW17	10/21/2011 0:00		0.005	mg/L	U		Historical		NA	NA
VOC	SOM01.2	Acenaphthylene	00208-96-8	YPGW17	10/21/2011 0:00	0.00036		mg/L	J		Historical		NA	NA
VOC	SOM01.2	Acetone	00067-64-1	YPGW17	10/21/2011 0:00		0.01	mg/L	U		Historical	32.8	ND	NO
VOC	SOM01.2	Benzo(a)pyrene	00050-32-8	YPGW17	10/21/2011 0:00		0.005	mg/L	U		Historical	0.0002	ND	YES
VOC	SOM01.2	Benzene	00071-43-2	YPGW17	10/21/2011 0:00	0.011		mg/L			Historical	0.005	YES	DETECTED
VOC	SOM01.2	Chloromethane	00074-87-3	YPGW17	10/21/2011 0:00		0.005	mg/L	U		Historical		NA	NA
VOC	SOM01.2	Benzo(a)anthracene	00056-55-3	YPGW17	10/21/2011 0:00		0.005	mg/L	U		Historical	0.000117	ND	YES
VOC	SOM01.2	Trichloroethene	00079-01-6	YPGW17	10/21/2011 0:00		0.005	mg/L	U		Historical	0.005	ND	NO
VOC	SOM01.2	Phenanthrene	00085-01-8	YPGW17	10/21/2011 0:00	0.0013		mg/L	J		Historical		NA	NA
VOC	SOM01.2	Fluorene	00086-73-7	YPGW17	10/21/2011 0:00	0.0033		mg/L	J		Historical	1.46	NO	DETECTED
VOC	SOM01.2	Di-n-butylphthalate	00084-74-2	YPGW17	10/21/2011 0:00	0.00017		mg/L	J		Historical	3.65	NO	DETECTED
VOC	SOM01.2	Diethylphthalate	00084-66-2	YPGW17	10/21/2011 0:00		0.005	mg/L	U		Historical	29.2	ND	NO
VOC	SOM01.2	Acenaphthene	00083-32-9	YPGW17	10/21/2011 0:00	0.0023		mg/L	J		Historical	2.19	NO	DETECTED
METALS	ISM01.3	Selenium, Total	SE	YPGW17	10/21/2011 0:00	0.002		mg/L	J		Historical	0.05	NO	DETECTED
METALS	ISM01.3	Thallium, Total	TL	YPGW17	10/21/2011 0:00	0.0031		mg/L	J		Historical	0.002	YES	DETECTED
METALS	ISM01.3	Vanadium, Total	VA	YPGW17	10/21/2011 0:00	0.0043		mg/L	J		Historical	0.255	NO	DETECTED
METALS	ISM01.3	Zinc, Total	ZN	YPGW17	10/21/2011 0:00	0.0019		mg/L	J		Historical	5	NO	DETECTED
METALS	ISM01.3	Lead, Total	PB	YPGW17	10/21/2011 0:00	0.0047		mg/L	J		Historical	0.015	NO	DETECTED

TABLE 3-9. GROUNDWATER POINT-BY-POINT CONSTITUENT OF CONCERN (COC) SCREEN
WYOMING DEPARTMENT OF ENVIRONMENTAL QUALITY, LARAMIE FORMER YTTRIUM PLANT, LARAMIE, WYOMING

CATEGORY	METHOD	ANALYTE	TRI-CAS	SAMPLE ID	DATE/TIME SAMPLED	DETECTED RESULT	NON-DETECTED RESULT (METHOD DETECTION LIMIT (MDL))	UNITS	LAB QUALIFIER	DATA VALIDATION QUALIFIER	LABORATORY DATA SET NUMBER	WATER CLEAN-UP LEVEL - FACT SHEET #13 (mg/L)	IS DETECT VALUE > SCREENING LEVEL	IS MDL > SCREENING LEVEL
METALS	ISM01.3	Nickel, Total	NI	YPGW17	10/21/2011 0:00	0.0024		mg/L	J		Historical	0.729	NO	DETECTED
METALS	ISM01.3	Sodium, Total	NA	YPGW17	10/21/2011 0:00	296		mg/L	D		Historical		NA	NA
METALS	ISM01.3	Manganese, Total	MN	YPGW17	10/21/2011 0:00	3.88		mg/L			Historical	0.05	YES	DETECTED
METALS	ISM01.3	Magnesium, Total	MG	YPGW17	10/21/2011 0:00	310		mg/L			Historical		NA	NA
METALS	ISM01.3	Potassium, Total	K	YPGW17	10/21/2011 0:00	6.53		mg/L	E		Historical		NA	NA
METALS	ISM01.3	Iron, Total	FE	YPGW17	10/21/2011 0:00	1.82		mg/L			Historical	25.5	NO	DETECTED
METALS	ISM01.3	Cadmium, Total	CD	YPGW17	10/21/2011 0:00		0.005	mg/L	U		Historical	0.005	ND	NO
METALS	ISM01.3	Cobalt, Total	CO	YPGW17	10/21/2011 0:00		0.05	mg/L	U		Historical	0.0109	ND	YES
METALS	ISM01.3	Chromium, Total	CR	YPGW17	10/21/2011 0:00		0.01	mg/L	U		Historical	0.1	ND	NO
METALS	ISM01.3	Silver, Total	AG	YPGW17	10/21/2011 0:00	0.0017		mg/L	J		Historical	0.1	NO	DETECTED
METALS	ISM01.3	Arsenic, Total	AS	YPGW17	10/21/2011 0:00		0.01	mg/L	U		Historical	0.01	ND	NO
METALS	ISM01.3	Aluminum, Total	AL	YPGW17	10/21/2011 0:00	0.113		mg/L	J,*,N		Historical	36.5	NO	DETECTED
METALS	ISM01.3	Copper, Total	CU	YPGW17	10/21/2011 0:00	0.00065		mg/L	J		Historical	1.3	NO	DETECTED
METALS	ISM01.3	Calcium, Total	CA	YPGW17	10/21/2011 0:00	385		mg/L			Historical	0.005	YES	DETECTED
METALS	ISM01.3	Barium, Total	BA	YPGW17	10/21/2011 0:00	0.163		mg/L	J		Historical	2	NO	DETECTED
METALS	ISM01.3	Beryllium, Total	BE	YPGW17	10/21/2011 0:00		0.005	mg/L	U		Historical	0.004	ND	YES
VOC	SOM01.2	m,p-Xylene	MPXYLENE	YPGW17	10/21/2011 0:00	0.0038		mg/L	J		Historical	7.29	NO	DETECTED
VOC	SOM01.2	MTBE	01634-04-4	YPGW17	10/21/2011 0:00	0.0029		mg/L	J		Historical	0.0473	NO	DETECTED
VOC	SOM01.2	Dibenzofuran	00132-64-9	YPGW17	10/21/2011 0:00	0.0016		mg/L	J		Historical	0.00058	YES	DETECTED
VOC	SOM01.2	2,4-Dinitrotoluene	00121-14-2	YPGW17	10/21/2011 0:00		0.005	mg/L	U		Historical	0.0729	ND	NO
VOC	SOM01.2	Tetrachloroethene	00127-18-4	YPGW17	10/21/2011 0:00		0.005	mg/L	U		Historical	0.005	ND	NO
VOC	SOM01.2	Pyrene	00129-00-0	YPGW17	10/21/2011 0:00		0.005	mg/L	U		Historical	1.09	ND	NO
VOC	SOM01.2	Anthracene	00120-12-7	YPGW17	10/21/2011 0:00	0.00043		mg/L	J		Historical	10.9	NO	DETECTED
VOC	SOM01.2	Bis(2-ethylhexyl)phthalate	00117-81-7	YPGW17	10/21/2011 0:00	0.0012		mg/L	J,B		Historical	0.006	NO	DETECTED
GENERAL	8015B	TPH DRO	TEH1	YPGW17	10/21/2011 0:00	0.004		mg/L			Historical	1.1	NO	DETECTED
GENERAL	8015B	TPH GRO	TVH1	YPGW17	10/21/2011 0:00	0.71		mg/L			Historical	7.3	NO	DETECTED
VOC	SOM01.2	Tetrachloroethene	00127-18-4	YPGW18	10/21/2011 0:00		0.005	mg/L			Historical	0.005	ND	NO
VOC	SOM01.2	MTBE	01634-04-4	YPGW18	10/21/2011 0:00		0.005	mg/L			Historical	0.0473	ND	NO
VOC	SOM01.2	m,p-Xylene	MPXYLENE	YPGW18	10/21/2011 0:00		0.005	mg/L			Historical	7.29	ND	NO
VOC	SOM01.2	Trichloroethene	00079-01-6	YPGW18	10/21/2011 0:00		0.005	mg/L			Historical	0.005	ND	NO
VOC	SOM01.2	Chloromethane	00074-87-3	YPGW18	10/21/2011 0:00		0.005	mg/L			Historical		NA	NA
VOC	SOM01.2	Benzene	00071-43-2	YPGW18	10/21/2011 0:00		0.005	mg/L			Historical	0.005	ND	NO
VOC	SOM01.2	Acetone	00067-64-1	YPGW18	10/21/2011 0:00		0.01	mg/L			Historical	32.8	ND	NO
VOC	SOM01.2	cis-1,2-Dichloroethene	00156-59-2	YPGW18	10/21/2011 0:00		0.005	mg/L			Historical	0.07	ND	NO
VOC	SOM01.2	Ethylbenzene	00100-41-4	YPGW18	10/21/2011 0:00		0.005	mg/L			Historical	0.7	ND	NO
VOC	SOM01.2	Toluene	00108-88-3	YPGW18	10/21/2011 0:00		0.005	mg/L			Historical	1	ND	NO
VOC	SOM01.2	Methyl cyclohexane	00108-87-2	YPGW18	10/21/2011 0:00		0.005	mg/L			Historical		NA	NA
VOC	SOM01.2	o-Xylene	00095-47-6	YPGW18	10/21/2011 0:00		0.005	mg/L			Historical	7.29	ND	NO
VOC	SOM01.2	Isopropylbenzene	00098-82-8	YPGW18	10/21/2011 0:00		0.005	mg/L			Historical		NA	NA
VOC	SOM01.2	1,2,3-Trichlorobenzene	00087-61-6	YPGW18	10/21/2011 0:00		0.005	mg/L			Historical		NA	NA
VOC	SOM01.2	Cyclohexane	00110-82-7	YPGW18	10/21/2011 0:00		0.005	mg/L			Historical		NA	NA
VOC	SOM01.2	1,2,3-Trichlorobenzene	00087-61-6	YPGW19	10/21/2011 0:00		0.001	mg/L			Historical		NA	NA
VOC	SOM01.2	Isopropylbenzene	00098-82-8	YPGW19	10/21/2011 0:00		0.001	mg/L			Historical		NA	NA
VOC	SOM01.2	o-Xylene	00095-47-6	YPGW19	10/21/2011 0:00		0.001	mg/L			Historical	7.29	ND	NO
VOC	SOM01.2	Toluene	00108-88-3	YPGW19	10/21/2011 0:00		0.001	mg/L			Historical	1	ND	NO
VOC	SOM01.2	Ethylbenzene	00100-41-4	YPGW19	10/21/2011 0:00		0.001	mg/L			Historical	0.7	ND	NO
VOC	SOM01.2	cis-1,2-Dichloroethene	00156-59-2	YPGW19	10/21/2011 0:00		0.001	mg/L			Historical	0.07	ND	NO
VOC	SOM01.2	Acetone	00067-64-1	YPGW19	10/21/2011 0:00		0.01	mg/L			Historical	32.8	ND	NO
VOC	SOM01.2	Benzene	00071-43-2	YPGW19	10/21/2011 0:00		0.001	mg/L			Historical	0.005	ND	NO

TABLE 3-9. GROUNDWATER POINT-BY-POINT CONSTITUENT OF CONCERN (COC) SCREEN
WYOMING DEPARTMENT OF ENVIRONMENTAL QUALITY, LARAMIE FORMER YTTRIUM PLANT, LARAMIE, WYOMING

CATEGORY	METHOD	ANALYTE	TRI-CAS	SAMPLE ID	DATE/TIME SAMPLED	DETECTED RESULT	NON-DETECTED RESULT (METHOD DETECTION LIMIT (MDL))	UNITS	LAB QUALIFIER	DATA VALIDATION QUALIFIER	LABORATORY DATA SET NUMBER	WATER CLEAN-UP LEVEL - FACT SHEET #13 (mg/L)	IS DETECT VALUE > SCREENING LEVEL	IS MDL > SCREENING LEVEL
VOC	SOM01.2	Chloromethane	00074-87-3	YPGW19	10/21/2011 0:00		0.002	mg/L			Historical		NA	NA
VOC	SOM01.2	Trichloroethene	00079-01-6	YPGW19	10/21/2011 0:00		0.001	mg/L			Historical	0.005	ND	NO
VOC	SOM01.2	m,p-Xylene	MPXYLENE	YPGW19	10/21/2011 0:00		0.002	mg/L			Historical	7.29	ND	NO
VOC	SOM01.2	MTBE	01634-04-4	YPGW19	10/21/2011 0:00		0.005	mg/L			Historical	0.0473	ND	NO
VOC	SOM01.2	Tetrachloroethene	00127-18-4	YPGW19	10/21/2011 0:00		0.001	mg/L			Historical	0.005	ND	NO

Notes:

All results in mg/kg, unless otherwise noted.

Some RL and MDL values are represented as 0. These analytes do not have RLs or MDLs available.

Screening Values based on Fact Sheet #13, December 2013 (per Site workplan)

ALL ND - All results were non-detect and the FOD is 0%

MDL - Method Detection Limit

NL - Screening Value, Not-Listed

NA - Not Applicable

RL - Reporting Limit

SL - Screening Level

TABLE 3-10. FINAL CONSTITUENT OF CONCERN (COC) LIST,
WYOMING DEPARTMENT OF ENVIRONMENTAL QUALITY, LARAMIE FORMER YTTRIUM PLANT, LARAMIE, WYOMING

CATEGORY	ANALYTE	TRI-CAS	SOURCE
VOC	BENZENE	00071-43-2	GROUNDWATER
VOC	ETHYLBENZENE	00100-41-4	SURFACE
VOC	METHYLENE CHLORIDE	00075-09-2	SURFACE
SVOC	1-METHYLNAPHTHALENE	00090-12-0	SURFACE/SUBSURFACE/GROUNDWATER
SVOC	2,6-DINITROTOLUENE	00606-20-2	SURFACE/SUBSURFACE
SVOC	2-METHYLNAPHTHALENE	00091-57-6	SURFACE/SUBSURFACE
SVOC	4-METHYLPHENOL	00106-44-5	SURFACE
SVOC	BENZO(A)ANTHRACENE	00056-55-3	SURFACE/SUBSURFACE/GROUNDWATER
SVOC	BENZO(A)PYRENE	00050-32-8	SURFACE
SVOC	BENZO(B)FLUORANTHENE	00205-99-2	SURFACE
SVOC	BENZO(K)FLUORANTHENE	00207-08-9	SURFACE
SVOC	CHRYSENE	00218-01-9	SURFACE
SVOC	DIBENZO(A,H)ANTHRACENE	00053-70-3	SURFACE/SUBSURFACE/GROUNDWATER
SVOC	DIBENZOFURAN	00132-64-9	SURFACE/SUBSURFACE/GROUNDWATER
SVOC	INDENO(1,2,3-CD)PYRENE	00193-39-5	SURFACE
SVOC	PYRIDINE	00110-86-1	SURFACE
METALS	ANTIMONY, TOTAL	SB	SURFACE
METALS	ARSENIC, TOTAL	AS	SURFACE/SUBSURFACE/GROUNDWATER
METALS	BARIUM, TOTAL	BA	SURFACE/SUBSURFACE
METALS	BORON, TOTAL	B	SURFACE/SUBSURFACE/GROUNDWATER
METALS	BORON, DISSOLVED	B	GROUNDWATER
METALS	CADMIUM, TOTAL	CD	SURFACE/SUBSURFACE
METALS	CALCIUM, DISSOLVED	CA	GROUNDWATER
METALS	CALCIUM, TOTAL	CA	GROUNDWATER
METALS	COBALT, TOTAL	CO	SURFACE/SUBSURFACE/GROUNDWATER
METALS	COPPER, TOTAL	CU	SURFACE
METALS	IRON, TOTAL	FE	SURFACE/SUBSURFACE/GROUNDWATER
METALS	LEAD, TOTAL	PB	SURFACE/SUBSURFACE/GROUNDWATER
METALS	MANGANESE, TOTAL	MN	SURFACE/SUBSURFACE/GROUNDWATER
METALS	MANGANESE, DISSOLVED	MN	GROUNDWATER
METALS	MERCURY, TOTAL	HG	SURFACE/GROUNDWATER
METALS	NICKEL, TOTAL	NI	SURFACE
METALS	SELENIUM, TOTAL	SE	SURFACE/SUBSURFACE
METALS	THALLIUM, TOTAL	TL	SURFACE/SUBSURFACE/GROUNDWATER
METALS	ZINC, TOTAL	ZN	SURFACE
GENERAL[1]	CHLORIDE		GROUNDWATER
GENERAL[1]	SOLIDS, TOTAL DISSOLVED		GROUNDWATER
GENERAL[1]	SULFATE		GROUNDWATER
TPH	TPH DRO	TEH1	SURFACE/GROUNDWATER
TPH	TPH GRO	TVH1	SURFACE/SUBSURFACE

Note:

1 - Compounds retained for aesthetic purposes only.

TABLE 4-1. SCREENING EVALUATION OF POTENTIAL SOIL REMEDIAL TECHNOLOGIES
WYOMING DEPARTMENT OF ENVIRONMENTAL QUALITY, FORMER LARAMIE YTTRIUM PLANT, LARAMIE, WYOMING

		INITIAL SCREENING CRITERIA						
	Technology	**Technology Description**	**Technology Objective**	**Innovative or Established Technology***	**Applicable to Site Characteristics**	**Applicable to Site Contaminants**	**Relative Implementability**	**Include for further consideration?**
Institutional Controls	**Institutional Controls (e.g., UCA, property specific controls, etc.)**	UCA, deed restriction	Restricts land usage to prevent residential or other use. Limits excavation depth to protect workers from exposure to contaminated groundwater.	Established	Yes, UCA can be implemented and enforced under likely redevelopment scenarios.	Yes	UCA can be implemented at the site. Deed restrictions and other property specific admin controls relatively easy to implement. Cost of administering institutional controls (e.g., annual reporting, other activities to ensure controls are being adhered to) relatively low.	Institutional controls will be considered as part of remedy option, but will not be evaluated as sole remedy component.
Removal	**Excavation**	Physical removal of impacted materials and disposal in approved landfill	Removal of soils that do not meet a human health or ecological objective and/or may act as a source of contaminants to groundwater	Established	Yes	Yes	Easy to Moderate - depends on location and volume	Yes
Containment	**Soil Cover or Cap**	Engineered structure placed over wastes or contaminated materials	Prevent exposure to contaminants and/or limit migration of contaminants (e.g., erosion or leaching)	Established	Yes, although building and road designs would need to account for cover or cap.	Yes	Moderate - depends on cap or cover components and areal extent	Yes
In Situ Treatment	**Soil Mixing**	Mix amendments such as phosphate, cement, or other materials into soil to immobilize contaminants or transform them to less mobile forms.	Reduce contaminant migration and/or toxicity	Established	Yes	Yes, but may not address direct contact risks	Easy to Moderate - depends on location and ability to access contaminated materials	Costs and likely ineffectiveness at addressing direct contact risks preclude soil mixing from further consideration.
	Phytoremediation	Use of plants to facilitate biodegradation or uptake of contaminants from soil.	Increase biodegradation rates of contaminants in soil, remove contaminants from soil through uptake into plant tissue.	Established	Applicable to portions of the site to be landscaped	Yes	Easy - can be incorporated into landscape designs	Yes
	Mycoremediation	Use of fungi to degrade contaminants such as hydrocarbons, and/or accumulate contaminants such as metals.	Increase biodegradation rates of contaminants in soil, remove contaminants from soil through uptake into fungi tissue.	Established	May be applicable, although likely not in the timeframes anticipated for redevelopment	Yes	Easy	Remediation timeframes compared with anticipated redevelopment timeframes appear to be incompatible.

Note:
* Innovative technologies have limited or no deployment history which translates into a lack of cost and performance data; Established technologies are generally accepted and have a history of case studies and associated cost and performance data

TABLE 4-2. SCREENING EVALUATION OF POTENTIAL GROUNDWATER REMEDIAL TECHNOLOGIES
WYOMING DEPARTMENT OF ENVIRONMENTAL QUALITY, FORMER LARAMIE YTTRIUM PLANT, LARAMIE, WYOMING

	Technology	Technology Description	Technology Objective	Innovative or Established Technology*	Applicable to Site Characteristics	Applicable to Site Contaminants	Relative Implementability	Include for further consideration?
Containment	**Hydraulic Containment with Groundwater Treatment**	Extract groundwater from the subsurface by pumping to achieve plume capture and/or stability; groundwater treatment prior to discharge.	Protects downgradient users by reducing contaminant migration	Established	Relatively thin saturated zone likely requires closely spaced pumping wells.	Dissolved COCs can be addressed using this technology.	Construction and long-term operation and maintenance costs are likely to be high. May be difficult to redevelop property with system installed.	Yes
In-Situ Treatment	**Chemical Oxidation**	Injection of chemical oxidant into smear zone soil or groundwater.	Redox reactions chemically convert COCs to nonhazardous or less toxic compounds that are more stable, less mobile, or inert. Does not protect GW users until remediation standards met, however.	Established	Yes, chemical oxidation has been implemented successfully at similar sites.	Applicable to organic COCs that can be readily oxidized. May change oxidation state for metals, but does not remove or destroy metals, which could potentially be mobilized in the future.	Relatively easy to implement on a small focused scale. However, cost can be high as tech is based on contaminants' oxidant demand, natural oxidant demand, oxidant persistence and oxidant delivery.	Ineffectiveness for addressing metals preclude chemical oxidation from further consideration.
	Addition of Nutrient/Electron Acceptor	Enhances the natural in situ biodegradation of COCs by providing a nutrient or electron acceptor that might otherwise be limiting biodegradation.	Reduces COC concentrations in groundwater. However, does not protect GW users until remediation standards met.	Has been documented to be effective at other sites.	Yes	Yes, technology can be used for petroleum and PAH, but not metals.	Relatively easy to implement as surface application, becomes more complicated for subsurface applications.	Ineffectiveness for addressing metals preclude addition of nutrient/electron acceptor from further consideration.
	Monitored Natural Attenuation	Systematic monitoring of attenuation processes in soil and groundwater to verify that degradation is occurring and that contaminants are not migrating.	Reduces dissolved COCs via natural attenuation. Does not protect GW users until remediation standards are met, however.	Established	Yes, via multiple attenuation pathways.	Yes, via multiple attenuation pathways for organic COCs only, may address metals in groundwater if source soil is addressed first.	Implementable, potentially requiring no additional monitoring wells. Costs are likely to be low.	Yes, as part of a remedial approach.
Extraction	**Pump and Treat**	Pump contaminated groundwater from wells distributed across the contaminant plume, treat prior to discharge	Removes contaminated groundwater, can be used to control the hydraulic gradient	Established	Yes	Yes	Moderate. Construction and O&M costs may be high.	High costs and long remedial timeframe preclude pump and treat from further consideration.

TABLE 4-2. SCREENING EVALUATION OF POTENTIAL GROUNDWATER REMEDIAL TECHNOLOGIES
WYOMING DEPARTMENT OF ENVIRONMENTAL QUALITY, FORMER LARAMIE YTTRIUM PLANT, LARAMIE, WYOMING

	Technology	Technology Description	Technology Objective	Innovative or Established Technology*	Applicable to Site Characteristics	Applicable to Site Contaminants	Relative Implementability	Include for further consideration?
Extraction	**Multi-Phase Vacuum Extraction**	Remove contaminated groundwater and soil vapor f3.rom wells distributed across the contaminant plume, treat prior to discharge	Removes contaminated groundwater, can be used to control the hydraulic gradient, vacuum can increase recovery rates and increase biodegradation through introduction of oxygen to subsurface.	Established	Yes	Yes	Moderate. Construction and O&M costs may be high. Power costs likely to be considerably higher than for pump & treat.	High costs and long remedial timeframe preclude MPVE from further consideration.

Notes:
* Innovative technologies have limited or no deployment history which translates into a lack of cost and performance data; Established technologies are generally accepted and have a history of case studies and associated cost and performance data
COC Constituent of Concern
GW Groundwater
UCA Use Control Area
IC Institutional Controls
NA Not Applicable

TABLE 6-1. THRESHOLD CRITERIA EVALUATION OF POTENTIAL SOIL REMEDIAL TECHNOLOGIES
WYOMING DEPARTMENT OF ENVIRONMENTAL QUALITY, FORMER LARAMIE YTTRIUM PLANT, LARAMIE, WYOMING

		INITIAL SCREENING CRITERIA			
	Technology	**Protect Human Health and the Environment**	**Attain Standards**	**Control Future Releases**	**Waste Management During Remediation**
Institutional Controls	**Institutional Controls (e.g., UCA, property specific controls, etc.)**	Restricts land usage to reduce risks to human health. Does not address risks to the environment.	No	No	No waste generated
Removal	**Excavation**	Protects human health and environment by removing contamination from the site.	Yes	Removes contaminant source from the site to prevent future releases	Waste management would include potential management of hazardous waste, and excavated soil would need to be characterized, stockpiled, and disposed of in accordance with applicable regulations.
Containment	**Soil Cover or Cap**	Reduces contaminant migration to groundwater through reduced leaching, protects human health by limiting or preventing direct contact exposure.	Leaves contamination in place, so may not attain soil restoration standards but will help attain groundwater standards	Limits leaching, which will help control future groundwater contamination	Minimal waste would be generated
	Phytoremediation	Helps degrade/immobilize contaminants, which helps protect human health and the environment.	May eventually attain standards, but may take many years	As contaminant concentrations decrease, the possibility of future releases decreases	Minimal waste would be generated initially, but vegetation may contain high metals concentrations requiring management/disposal.

TABLE 6-2. COMPARISON OF RECOMMENDED SOIL REMEDIAL ALTERNATIVES TO BALANCING CRITERIA
WYOMING DEPARTMENT OF ENVIRONMENTAL QUALITY, FORMER LARAMIE YTTRIUM PLANT, LARAMIE, WYOMING

		BALANCING CRITERIA							
Remedy	**Screening Level**	**1. Long-Term Effective-ness and Reliability**	**2. Reduction in Toxicity, Mobility, or Volume of Contaminants**	**3. Short-term Effectiveness**	**4. Impacts Caused by Remedy**	**5. Consistency with Reasonably Anticipated Future Land Use**	**6. Consistency with Nature & Complexity of Contaminant Release**	**7. Technical Practicability**	**8. Cost [1]**
Institutional Controls	**A. Apply for Use Control Area**	Effective at limiting human exposure to subsurface soil and groundwater through direct contact.	Does not reduce toxicity, mobility, or volume of contaminants	Effective over the short term as excavation to groundwater prevented immediately.	Limited to negligible impacts caused by remedy.	Consistent with both LRCD office construction and use of southern portion of property for Harney St viaduct.	Consistent with contaminant release.	No technical obstacles anticipated. Remedy requires effective institutional controls	$10,000
A. Excavation of Contaminated Soil	**MTGW**	Effective and reliable, since soils impacted above MTGW screening levels are removed permanently. Removed materials are transported to permitted landfill.	Toxicity and volume of impacted soil reduced since contaminated soils would be removed	Effective over the short term as contaminated soils would be removed	Moderate to substantial impacts because of the large excavation volumes, there are transportation risks to the community. Careful planning required to avoid transportation impacts. Relatively large volume of soil to be placed in landfill, although it could be potentially used for daily cover.	Remedy is consistent with anticipated future land use.	Remedy is consistent with type of contaminants.	Moderate implementability because of the large excavation volumes.	$6,215,000 - excavation/backfill volume of approximately 53,000 cubic yards
	RSS	Effective and reliable, since soils impacted above RSS screening levels are removed permanently. Removed materials are transported to permitted landfill.	Toxicity and volume of impacted soil reduced since contaminated soils would be removed	Effective over the short term as contaminated soils would be removed	Moderate to substantial impacts because of the large excavation volumes, there are transportation risks to the community. Careful planning required to avoid transportation impacts. Relatively large volume of soil to be placed in landfill, although it could be potentially used for daily cover.	Remedy is consistent with anticipated future land use.	Remedy is consistent with type of contaminants.	Moderate implementability because of the large excavation volumes.	$2,810,000 - excavation/backfill volume of approximately 22,700 cubic yards
	ISS	Effective and reliable, since soils impacted above ISS screening levels are removed permanently. Removed materials are transported to permitted landfill.	Toxicity and volume of impacted soil reduced since contaminated soils would be removed	Effective over the short term as contaminated soils would be removed	Moderate to substantial impacts because of the large excavation volumes, there are transportation risks to the community. Careful planning required to avoid transportation impacts. Relatively large volume of soil to be placed in landfill, although it could be potentially used for daily cover.	Remedy is consistent with anticipated future land use.	Remedy is consistent with type of contaminants.	Moderate implementability because of the large excavation volumes.	$1,023,000 - excavation/backfill volume of approximately 7,900 cubic yards
	Risk-Evaluated	Effective and reliable, since soils with contamination exceeding a risk evaluation are removed permanently. Removed materials are transported to permitted landfill.	Toxicity and volume of impacted soil reduced since contaminated soils would be removed	Effective over the short term as contaminated soils would be removed	Moderate to substantial impacts because of the large excavation volumes, there are transportation risks to the community. Careful planning required to avoid transportation impacts. Relatively large volume of soil to be placed in landfill, although it could be potentially used for daily cover.	Remedy is consistent with anticipated future land use.	Remedy is consistent with type of contaminants.	Moderate implementability because of the large excavation volumes.	$895,000 - excavation/backfill volume of approximately 4,600 cubic yards

TABLE 6-2. COMPARISON OF RECOMMENDED SOIL REMEDIAL ALTERNATIVES TO BALANCING CRITERIA
WYOMING DEPARTMENT OF ENVIRONMENTAL QUALITY, FORMER LARAMIE YTTRIUM PLANT, LARAMIE, WYOMING

		BALANCING CRITERIA							
Remedy	**Screening Level**	**1. Long-Term Effective-ness and Reliability**	**2. Reduction in Toxicity, Mobility, or Volume of Contaminants**	**3. Short-term Effectiveness**	**4. Impacts Caused by Remedy**	**5. Consistency with Reasonably Anticipated Future Land Use**	**6. Consistency with Nature & Complexity of Contaminant Release**	**7. Technical Practicability**	**8. Cost [1]**
B. Capping Soil Exceeding SL using Low-Permability Soils	**MTGW**	Fairly effective and reliable at preventing further contamination of groundwater. Potential for some additional contamination during high groundwater periods as a result of remaining vadose zone contamination.	Reduces mobility of contaminants by reducing water infiltration and vadose zone leaching.	Effective immediately upon placement of cap.	Limited impacts. Low-permeability soil or concrete/asphalt pavement would need to be imported to the site, but the volume would not be unreasonable for a similar construction project.	Would be consistent with planned future reuse of southern portion of site for Harney St viaduct. May not be consistent with planned LRCD office construction, as this alternative does not address direct contact risks for construction/utility workers.	Remedy is consistent with nature and complexity of contaminant release but does not address direct contact concerns for construction/utility workers	No technical obstacles anticipated. Remedy requires effective institutional controls	$172,000 Assuming 2 ft low-permeability soil, approximately 18,000 cubic yards need to be imported
	RSS	Effective and reliable at eliminating risk from surface soil as top 2 feet of low-permeability soil will not be contaminated. Does not address subsurface impacts (direct contact concerns for construction/utility workers).	Reduces mobility of contaminants through wind blown dust or direct contact with surface soils.	Effective immediately upon placement of cap.	Limited impacts. Low-permeability soil or concrete/asphalt pavement would need to be imported to the site, but the volume would not be unreasonable for a similar construction project.	Would be consistent with planned future reuse of southern portion of site for Harney St viaduct. May not be consistent with planned LRCD office construction, as this alternative does not address direct contact risks for construction/utility workers.	Remedy is consistent with nature and complexity of contaminant release but does not address direct contact concerns for construction/utility workers	No technical obstacles anticipated. Remedy requires effective institutional controls	$172,000 Assuming 2 ft low-permeability soil, approximately 18,000 cubic yards need to be imported
	ISS	Effective and reliable at eliminating risk from surface soil as top 2 feet of low-permeability soil will not be contaminated. Does not address subsurface impacts (direct contact concerns for construction/utility workers).	Reduces mobility of contaminants through wind blown dust or direct contact with surface soils.	Effective immediately upon placement of cap.	Limited impacts. Low-permeability soil or concrete/asphalt pavement would need to be imported to the site, but the volume would not be unreasonable for a similar construction project.	Would be consistent with planned future reuse of southern portion of site for Harney St viaduct. May not be consistent with planned LRCD office construction, as this alternative does not address direct contact risks for construction/utility workers.	Remedy is consistent with nature and complexity of contaminant release but does not address direct contact concerns for construction/utility workers	No technical obstacles anticipated. Remedy requires effective institutional controls	$106,000 Assuming 2 ft low-permeability soil, approximately 11,000 cubic yards need to be imported
C. Phytoremediation	**MTGW**	May be fairly effective and reliable for some COCs, although reaching MTGW levels for some metals may not be feasible.	Reduces toxicity and mobility of contaminants through biodegradation or uptake.	Not effective in short term, as remediation rates are relatively slow.	Very little impact.	Would be consistent with planned future reuse for landscaped portions of site. Likely not consistent with proposed Harney St viaduct.	Remedy is consistent with nature and complexity of contaminant release but due to contaminants present would require extended time frames to reach MTGW cleanup levels.	Main technical concern is implementing phytoremediation to be consistent with future land use.	Low. Appropriate plants, fertilizers, and maintenance would be relatively inexpensive.
	RSS	May be fairly effective and reliable for some COCs, although reaching RSS levels for some metals may not be feasible.	Reduces toxicity and mobility of contaminants through biodegradation or uptake.	Not effective in short term, as remediation rates are relatively slow.	Very little impact.	Would be consistent with planned future reuse for landscaped portions of site. Likely not consistent with proposed Harney St viaduct.	Remedy is consistent with nature and complexity of contaminant release but due to contaminants present would require extended time frames to reach MTGW cleanup levels.	Main technical concern is implementing phytoremediation to be consistent with future land use.	Low. Appropriate plants, fertilizers, and maintenance would be relatively inexpensive.
	ISS	May be fairly effective and reliable for some COCs, although reaching ISS levels for some metals may not be feasible.	Reduces toxicity and mobility of contaminants through biodegradation or uptake.	Not effective in short term, as remediation rates are relatively slow.	Very little impact.	Would be consistent with planned future reuse for landscaped portions of site. Likely not consistent with proposed Harney St viaduct.	Remedy is consistent with nature and complexity of contaminant release but due to contaminants present would require extended time frames to reach MTGW cleanup levels.	Main technical concern is implementing phytoremediation to be consistent with future land use.	Low. Appropriate plants, fertilizers, and maintenance would be relatively inexpensive.

Note:
1 Per W.S. 35-11-1605 (d) technical impracticability includes cost considerations including but not limited to substantial and disproportionately high cost, present worth of construction, operation and maintenance costs, continued operational costs of the remedy selected and costs of any proposed alternative actions.

TABLE 7-1. THRESHOLD CRITERIA EVALUATION OF POTENTIAL GROUNDWATER REMEDIAL TECHNOLOGIES
WYOMING DEPARTMENT OF ENVIRONMENTAL QUALITY, FORMER LARAMIE YTTRIUM PLANT, LARAMIE, WYOMING

	Technology	Protect Human Health and the Environment	Attain Standards	Control Future Releases	Waste Management During Remediation
Containment	**Hydraulic Containment with Groundwater Treatment**	Yes, prevents migration of contamination farther downgradient	Will help attain standards downgradient of containment barrier.	Will control future migration of contamination	Extracted groundwater will likely need to be treated prior to discharge, leading to potential generation of contaminated activated carbon, sludge, scale, and other wastes.
In-Situ Treatment	**Chemical Oxidation**	Yes, reduces PAH concentrations. May not address metals.	Yes, for PAHs. May not affect metals concentrations, or may potentially mobilize metals immediately after injections.	Will control future releases of PAHs by destroying contaminant mass.	Waste generation during remediation will be limited, but may include packaging, soil from borings, and decontamination water that will need to be managed in accordance with applicable regulations.
	Addition of Nutrient/Electron Acceptor	Yes, will reduce contaminant concentrations	Will attain standards for PAHs, may be some uncertainty as to whether standards can be attained for metals.	Will control future releases by reducing contaminant concentrations.	Waste generation during remediation will be minimal.
	Monitored Natural Attenuation	Will eventually be protective of human health and the environment.	Likely to eventually attain standards, although the timeframe may be extended.	Will control future releases as contaminant concentrations decrease	Waste generation during remediation will be limited to investigation-derived waste from groundwater sampling.
Extraction	**Pump and Treat**	Yes, prevents migration of contamination farther downgradient and will slowly reduce contaminant concentrations	Likely to eventually attain standards, although the timeframe may be extended.	Will control future migration of contamination	Extracted groundwater will likely need to be treated prior to discharge, leading to potential generation of contaminated activated carbon, sludge, scale, and other wastes.
	Multi-Phase Vacuum Extraction	Yes, prevents migration of contamination farther downgradient and will slowly reduce contaminant concentrations	Likely to eventually attain standards, although the timeframe may be extended.	Will control future migration of contamination	Extracted groundwater will likely need to be treated prior to discharge, leading to potential generation of contaminated activated carbon, sludge, scale, and other wastes.

TABLE 7-2. COMPARISON OF RECOMMENDED GROUNDWATER ALTERNATIVES TO BALANCING CRITERIA
WYOMING DEPARTMENT OF ENVIRONMENTAL QUALITY, FORMER LARAMIE YTTRIUM PLANT, LARAMIE, WYOMING

	BALANCING CRITERIA							
Remedy	**1. Long-Term Effective-ness and Reliability**	**2. Reduction in Toxicity, Mobility, or Volume of Contaminants**	**3. Short-term Effectiveness**	**4. Impacts Caused by Remedy**	**5. Consistency with Reasonably Anticipated Future Land Use**	**6. Consistency with Nature & Complexity of Contaminant Release**	**7. Technical Practicability**	**8. Cost [1]**
A. Monitored Natural Attenuation	Likely to be fairly effective and reliable, with prevention of further contaminant migration from soil.	Reduces mobility and volume of contaminants	Only effective over longer-term.	Limited impacts caused by remedy	Consistent with both LRCD office construction and use of southern portion of property for Harney St viaduct.	Consistent with contaminant release.	No technical obstacles anticipated.	$6,200 per year
B. Hydraulic Containment with Groundwater Treatment	Fairly effective, especially at preventing further contaminant migration	Reduces mobility and volume of contaminants	Effective at reducing migration over the short term.	Relatively high impacts due to usage of power and materials (e.g., carbon) during treatment	Consistent with both LRCD office construction and use of southern portion of property for Harney St viaduct.	Remedy is consistent with contaminant release.	No technical obstacles anticipated.	$77,000 construction $22,300 per year O&M
C. Pump and Treat System	Fairly effective, especially at preventing further contaminant migration	Reduces mobility and volume of contaminants	Effective at reducing migration over the short term.	Relatively high impacts due to usage of power and materials (e.g., carbon) during treatment	Consistent with both LRCD office construction and use of southern portion of property for Harney St viaduct.	Remedy is consistent with contaminant release.	No technical obstacles anticipated.	$357,000 construction $46,000 per year O&M
D. Addition of Nutrient/Electron Acceptor	Likely to be fairly effective and reliable for petroleum/PAHs, not effective for metals.	Reduces mobility and volume of petroleum/PAHs	Only effective over longer-term.	Limited impacts caused by remedy	Consistent with both LRCD office construction and use of southern portion of property for Harney St viaduct.	Consistent with petroleum/PAHs, likely will not significantly affect metals.	No technical obstacles anticipated.	$256,000

Note:

1 Per W.S. 35-11-1605 (d) technical impracticability includes cost considerations including but not limited to substantial and disproportionately high cost, present worth of construction, operation and maintenance costs, continued operational costs of the remedy selected and costs of any proposed alternative actions.

TABLE 8-1. THRESHOLD CRITERIA EVALUATION OF RECOMMENDED REMEDY
WYOMING DEPARTMENT OF ENVIRONMENTAL QUALITY, FORMER LARAMIE YTTRIUM PLANT, LARAMIE, WYOMING

		INITIAL SCREENING CRITERIA			
	Technology	**Protect Human Health and the Environment**	**Attain Standards**	**Control Future Releases**	**Waste Management During Remediation**
Institutional Controls	**Institutional Controls (e.g., UCA, property specific controls, etc.)**	Restricts land usage to reduce risks to human health. Does not address risks to the environment.	No	No	No waste generated
Soil	**Excavation to Risk-Evaluated Limits, Cap Remaining Soil Exceeding MTGW Screening Levels**	Protects human health and environment by removing contamination exceeding industrial levels. Reduces future contaminant migration to groundwater by reducing infiltration	Yes	Removes contaminant source from the site to prevent future releases, Limits leaching, which will help control future groundwater contamination	Waste management would include potential management of hazardous waste, and excavated soil would need to be characterized, stockpiled, and disposed of in accordance with applicable regulations.
Groundwater	**Monitored Natural Attenuation**	Will eventually be protective of human health and the environment.	Likely to eventually attain standards, although the timeframe may be extended.	Will control future releases as contaminant concentrations decrease	Waste generation during remediation will be limited to investigation-derived waste from groundwater sampling.

TABLE 8-2. COMPARISON OF RECOMMENDED REMEDY TO BALANCING CRITERIA
WYOMING DEPARTMENT OF ENVIRONMENTAL QUALITY, FORMER LARAMIE YTTRIUM PLANT, LARAMIE, WYOMING

		BALANCING CRITERIA							
Remedy Component	**Description**	**1. Long-Term Effectiveness and Reliability**	**2. Reduction in Toxicity, Mobility, or Volume of Contaminants**	**3. Short-term Effectiveness**	**4. Impacts Caused by Remedy**	**5. Consistency with Reasonably Anticipated Future Land Use**	**6. Consistency with Nature & Complexity of Contaminant Release**	**7. Technical Practicability**	**8. Cost [1]**
Institutional Controls	**A. Apply for Use Control Area**	Effective at limiting human exposure to subsurface soil and groundwater through direct contact.	Does not reduce toxicity, mobility, or volume of contaminants	Effective over the short term as excavation to groundwater prevented immediately.	Limited to negligible impacts caused by remedy.	Consistent with both LRCD office construction and use of southern portion of property for Harney St viaduct.	Consistent with contaminant release.	No technical obstacles anticipated. Remedy requires effective institutional controls	$10,000
Soil	**Risk-Evaluated Excavation, Capping Remaining Soil Exceeding MTGW SL with Low-Permeability Soil**	Effective and reliable, since soils with contamination exceeding a risk evaluation are removed permanently. Removed materials are transported to permitted landfill. Also reduces future contaminant migration to groundwater as long as integrity of cap/cover are maintained.	Toxicity and volume of impacted soil reduced since contaminated soils would be removed, reduces mobility of remaining contamination	Effective over the short term	Moderate to substantial impacts because of the large excavation volumes, there are transportation risks to the community. Careful planning required to avoid transportation impacts. Relatively large volume of soil to be placed in landfill, although it could be potentially used for daily cover. Cap impacts are limited and can be incorporated into site design and grading plan.	Remedy is consistent with anticipated future land use.	Remedy is consistent with type of contaminants.	Moderate implementability because of the large excavation volumes.	$925,000 - excavation/backfill volume of approximately 4,600 cubic yards, cap volume of approximately 1,200 cubic yards
Groundwater	**Monitored Natural Attenuation**	Likely to be fairly effective and reliable, with prevention of further contaminant migration from soil.	Reduces mobility and volume of contaminants	Only effective over longer-term.	Limited impacts caused by remedy	Consistent with both LRCD office construction and use of southern portion of property for Harney St viaduct.	Consistent with contaminant release.	No technical obstacles anticipated.	$6,200 per year

Note:

1 Per W.S. 35-11-1605 (d) technical impracticability includes cost considerations including but not limited to substantial and disproportionately high cost, present worth of construction, operation and maintenance costs, continued operational costs of the remedy selected and costs of any proposed alternative actions.

FIGURES

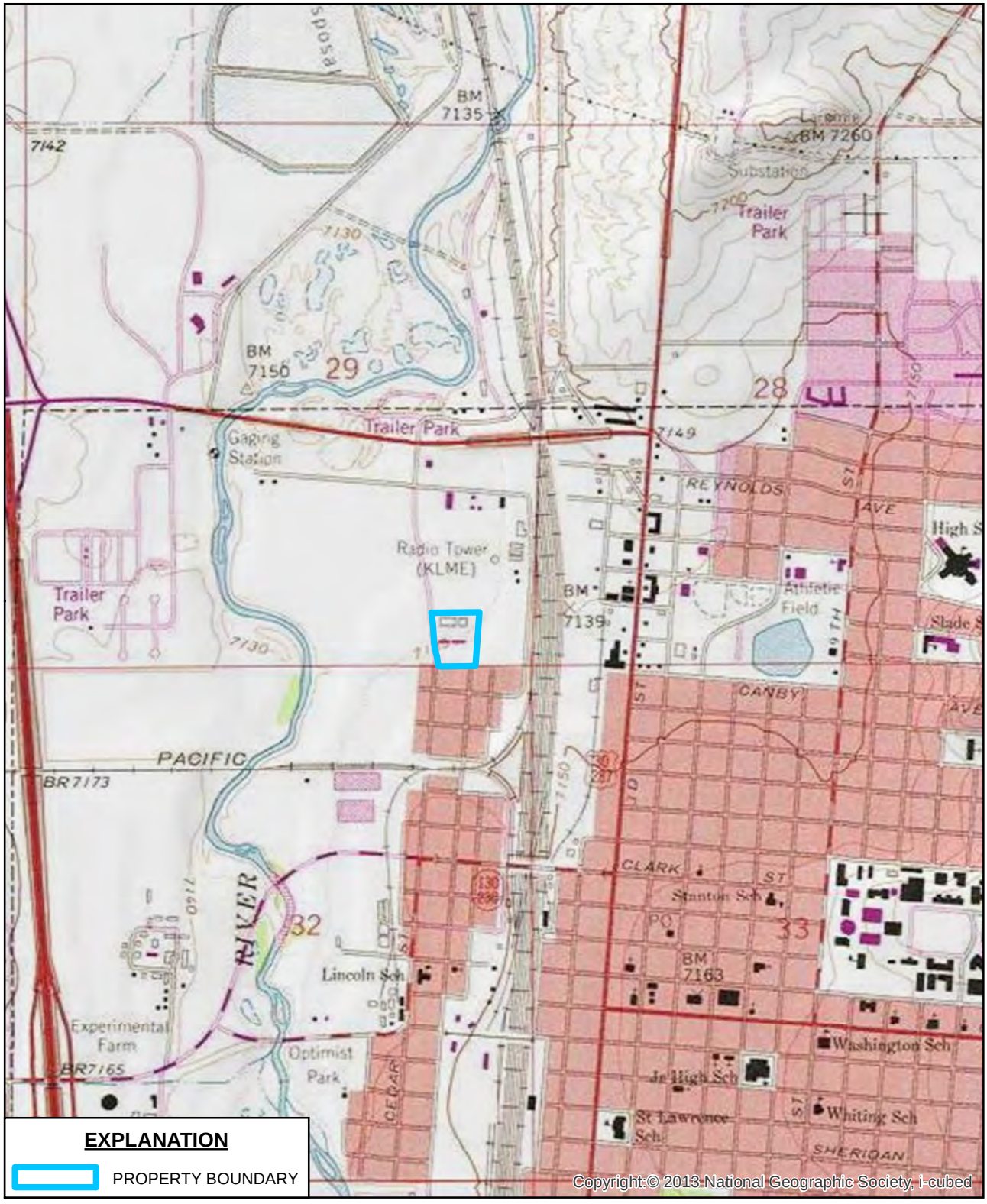

N

0 2,000 '

Trihydro CORPORATION

1252 Commerce Drive
Laramie, WY 82070
www.trihydro.com
(P) 307/745.7474 (F) 307/745.7729

FIGURE 1-1

SITE LOCATION MAP

WYOMING DEPARTMENT OF ENVIRONMENTAL QUALITY
LARAMIE FORMER YTTRIUM PLANT
LARAMIE, WYOMING

Drawn By: JDF	Checked By: RA	Scale: 1 " = 2,000 '	Date: 5/27/14	File: WDEQ_LY_SiteLoc.mxd

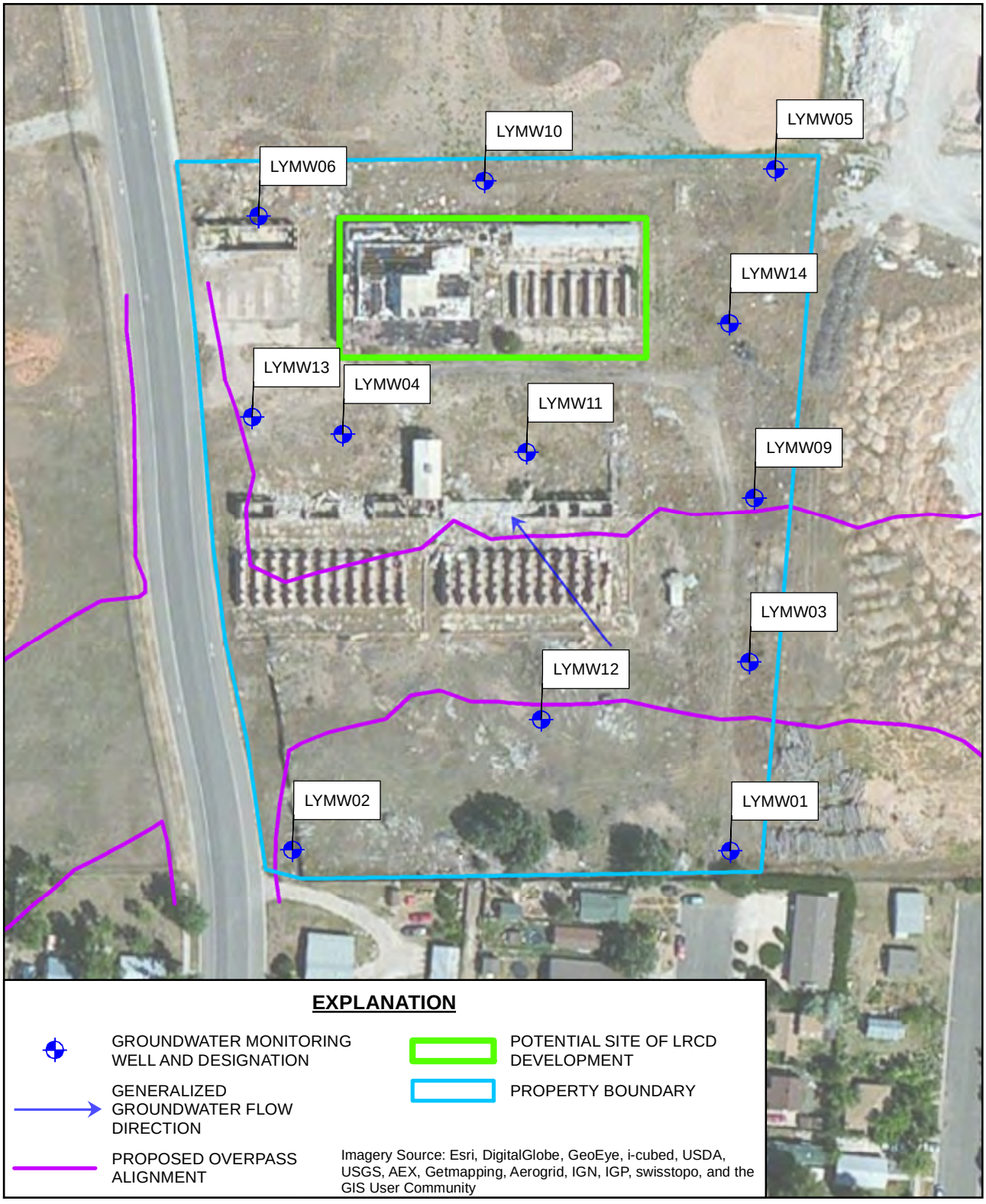

EXPLANATION

- GROUNDWATER MONITORING WELL AND DESIGNATION
- GENERALIZED GROUNDWATER FLOW DIRECTION
- PROPOSED OVERPASS ALIGNMENT
- POTENTIAL SITE OF LRCD DEVELOPMENT
- PROPERTY BOUNDARY

Imagery Source: Esri, DigitalGlobe, GeoEye, i-cubed, USDA, USGS, AEX, Getmapping, Aerogrid, IGN, IGP, swisstopo, and the GIS User Community

N

0 150'

Trihydro CORPORATION

1252 Commerce Drive
Laramie, WY 82070
www.trihydro.com
(P) 307/745.7474 (F) 307/745.7729

FIGURE 1-2

FUTURE USE MAP

WYOMING DEPARTMENT OF ENVIRONMENTAL QUALITY
LARAMIE FORMER YTTRIUM PLANT
LARAMIE, WYOMING

Drawn By: JDF	Checked By: RA	Scale: 1 " = 150 '	Date: 5/27/14	File: WDEQ_LY_FutureUse.mxd

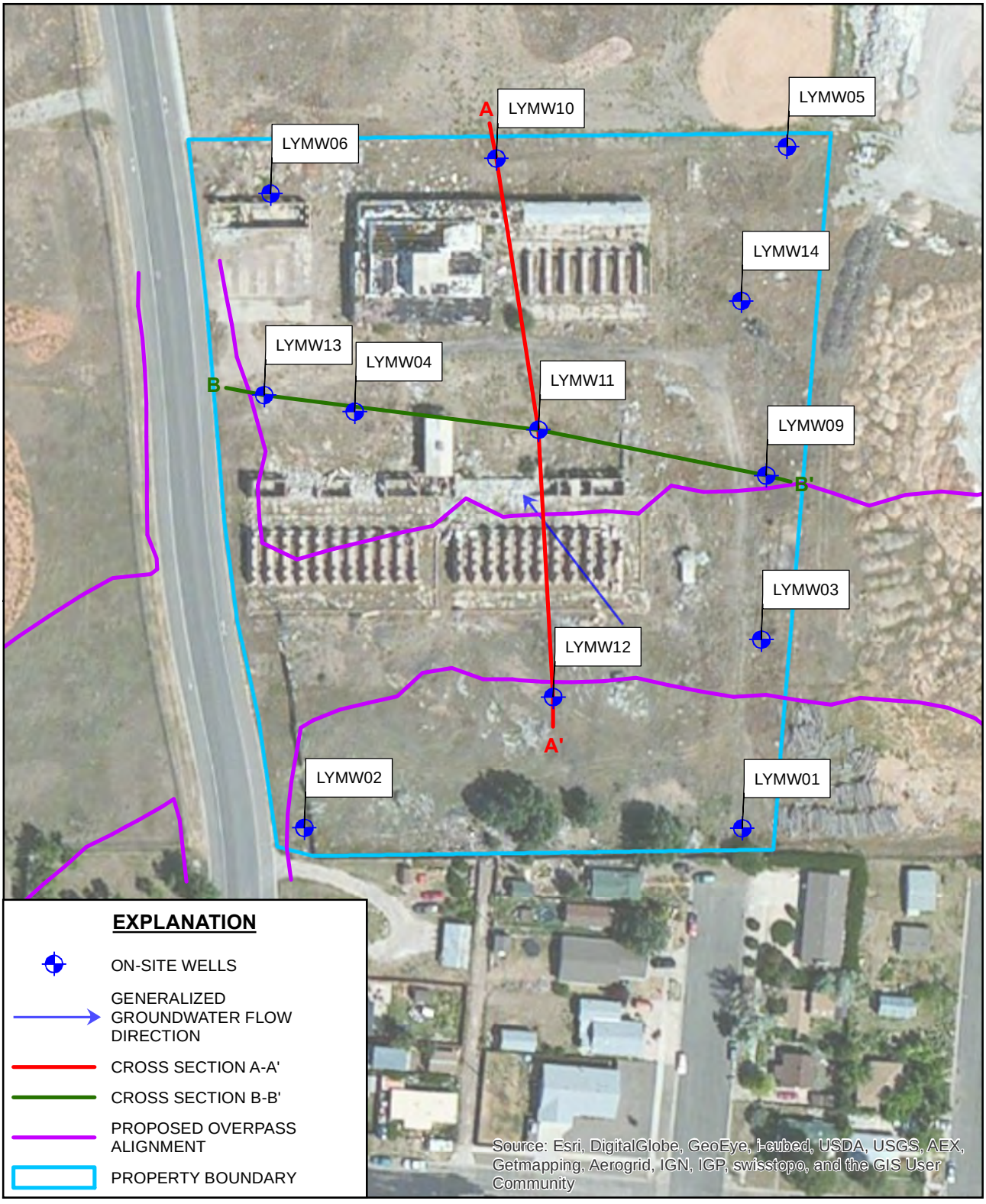

N

0 150'

Trihydro CORPORATION

1252 Commerce Drive
Laramie, WY 82070
www.trihydro.com
(P) 307/745.7474 (F) 307/745.7729

FIGURE 2-1

GROUNDWATER WELL LOCATIONS

WYOMING DEPARTMENT OF ENVIRONMENTAL QUALITY
LARAMIE FORMER YTTRIUM PLANT
LARAMIE, WYOMING

Drawn By: JDF	Checked By: CH	Scale: 1 " = 150 '	Date: 5/27/14	File: WDEQ_LY_Wells.mxd

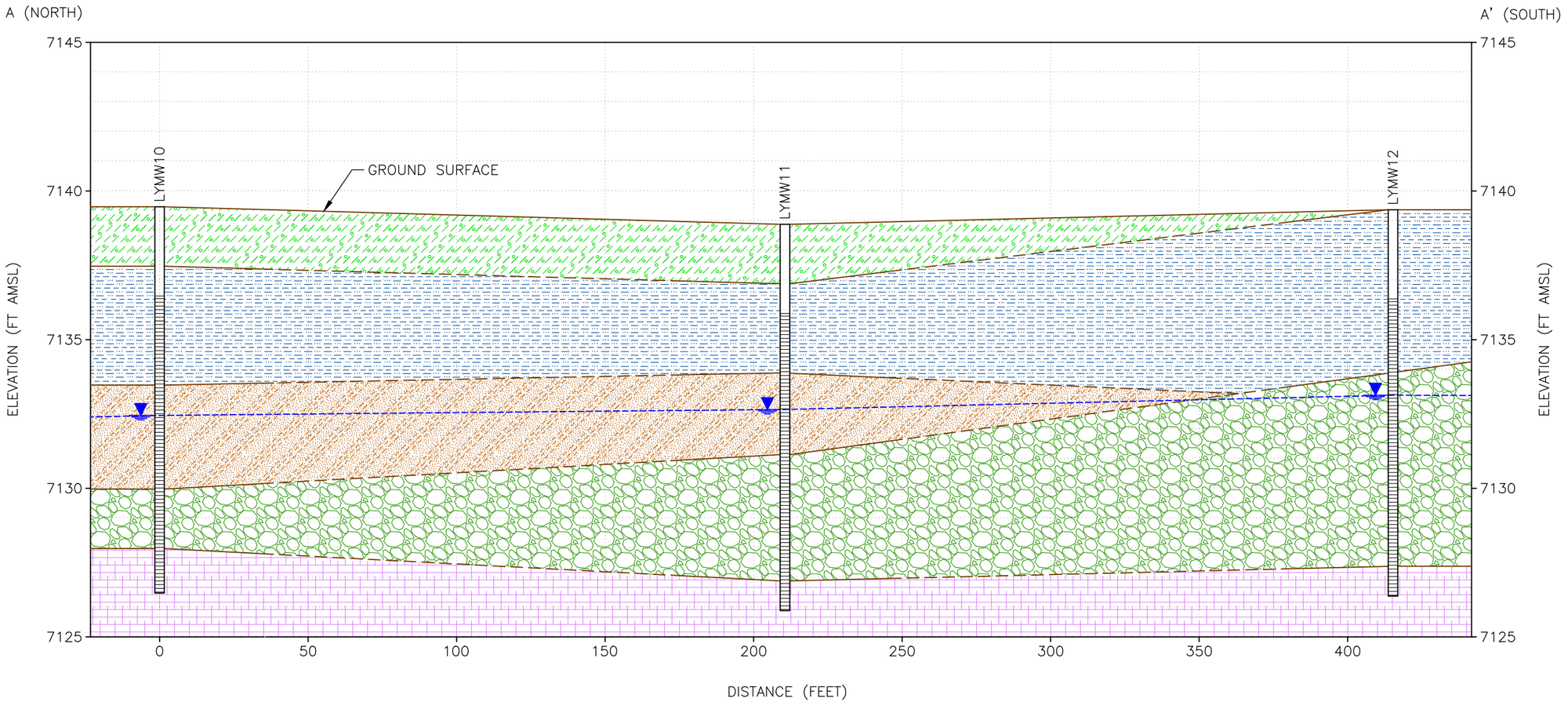

EXPLANATION

LYMW10 — WELL DESIGNATION

MONITORING WELL

MONITORING WELL SCREENED INTERVAL

GEOLOGIC CONTACT, DASHED WHERE INFERRED

STATIC WATER LEVEL

SILTY SAND AND GRAVEL

CLAYEY SILT

SILTY TO CLAYEY SAND

SAND WITH GRAVEL

SILTY SANDSTONE

HORIZONTAL SCALE 0 40'

VERTICAL SCALE 0 4'

HORIZONTAL EXAGGERATION = 10X

Trihydro CORPORATION
1252 Commerce Drive
Laramie, Wyoming 82070
www.trihydro.com
(P) 307/745.7474 (F) 307/745.7729

FIGURE 2-2

GEOLOGIC CROSS SECTION A-A'

WYOMING DEPARTMENT OF ENVIRONMENTAL QUALITY
LARAMIE FORMER YTTRIUM PLANT
LARAMIE, WYOMING

Drawn By: REP	Checked By: RA	Scale: AS SHOWN	Date: 2/10/15	File: 021-XSECA201405

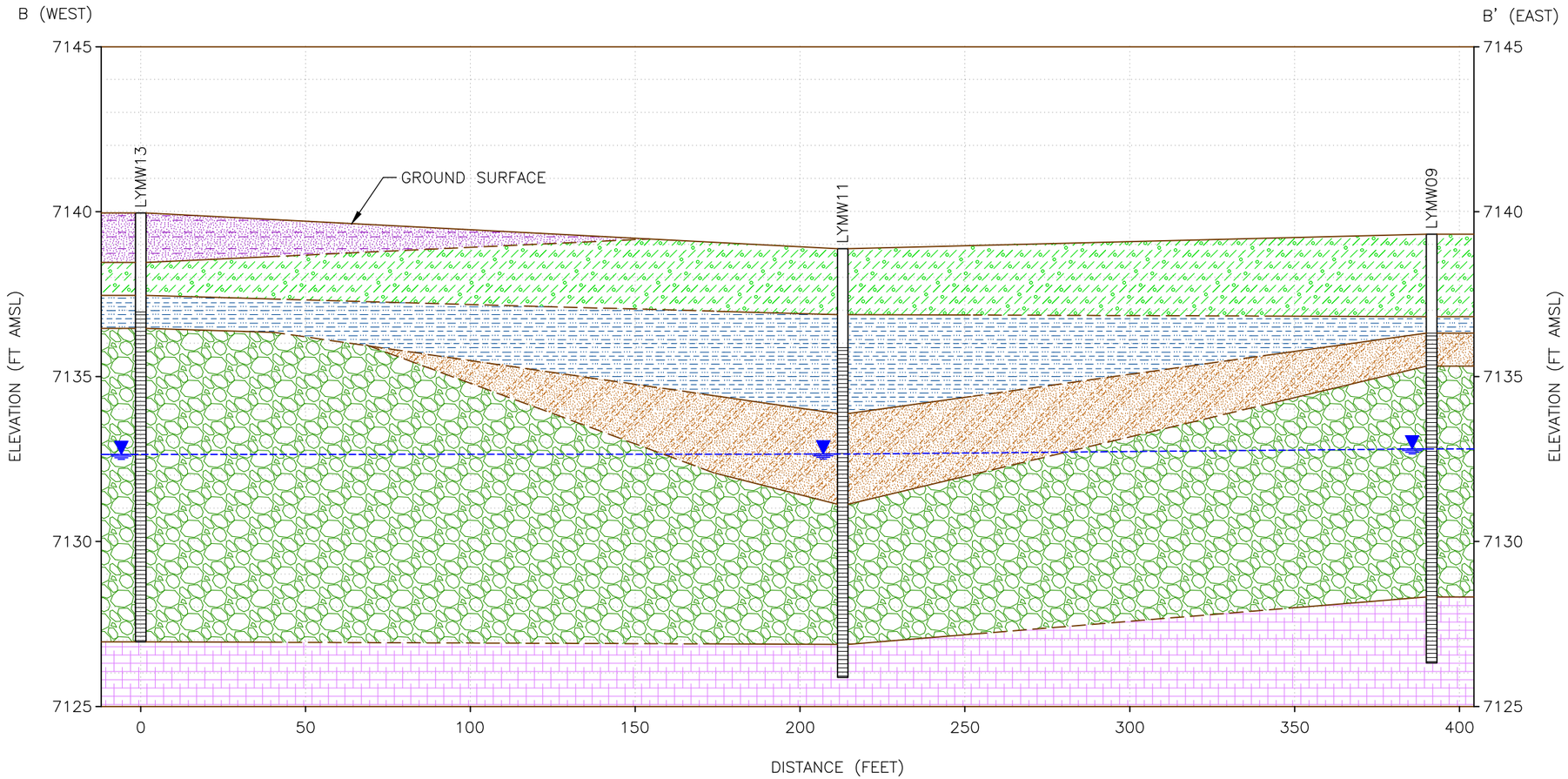

EXPLANATION

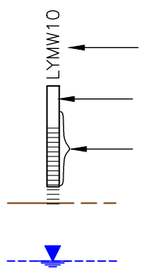

WELL DESIGNATION

MONITORING WELL

MONITORING WELL SCREENED INTERVAL

GEOLOGIC CONTACT, DASHED WHERE INFERRED

STATIC WATER LEVEL

SILTY SAND AND CLAY

SILTY SAND AND GRAVEL

CLAYEY SILT

SILTY TO CLAYEY SAND

SAND WITH GRAVEL

SILTY SANDSTONE

0 40' HORIZONTAL SCALE

0 4' VERTICAL SCALE

HORIZONTAL EXAGGERATION = 10X

Trihydro CORPORATION
1252 Commerce Drive
Laramie, Wyoming 82070
www.trihydro.com
(P) 307/745.7474 (F) 307/745.7729

FIGURE 2-3

GEOLOGIC CROSS SECTION B-B'

WYOMING DEPARTMENT OF ENVIRONMENTAL QUALITY
LARAMIE FORMER YTTRIUM PLANT
LARAMIE, WYOMING

Drawn By: REP	Checked By: RA	Scale: AS SHOWN	Date: 2/10/15	File: 021-XSECB201405

EXPLANATION

- GROUNDWATER MONITORING WELL AND DESIGNATION SHOWING WATER TABLE ELEVATION IN FT AMSL (FT AMSL – FEET ABOVE MEAN SEA LEVEL)
- POTENTIOMETRIC SURFACE CONTOUR (0.1 FT INTERVAL, DASHED WHERE INFERRED)
- GROUNDWATER FLOW DIRECTION
- PROPERTY BOUNDARY

N

0 100'

Trihydro CORPORATION
1252 Commerce Drive
Laramie, WY 82070
www.trihydro.com
(P) 307/745.7474 (F) 307/745.7729

FIGURE 2-4

GROUNDWATER POTENTIOMETRIC SURFACE MAP
APRIL 1, 2014

WYOMING DEPARTMENT OF ENVIRONMENTAL QUALITY
LARAMIE FORMER YTTRIUM PLANT
LARAMIE, WYOMING

Drawn By: JDF	Checked By: RA	Scale: 1 " = 100 '	Date: 5/27/14	File: WDEQ_LY_PotentioSurf.mxd

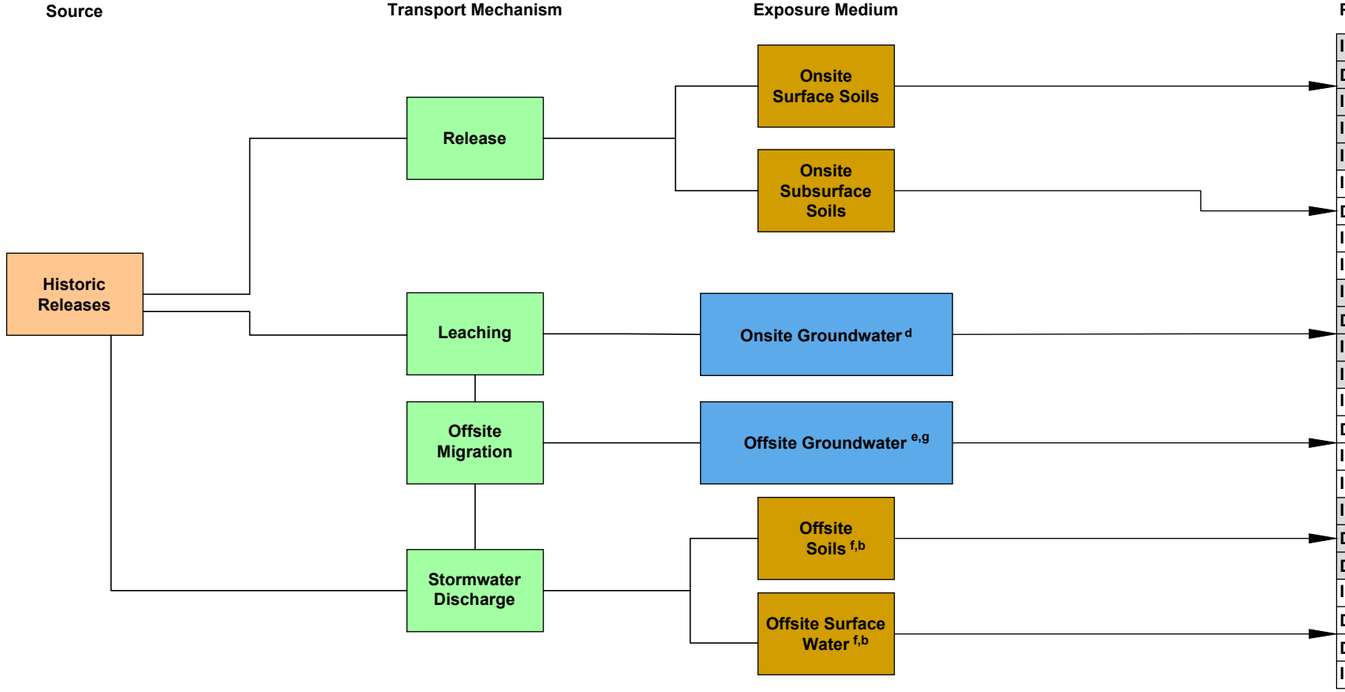

Potential Exposure Routes	Onsite Commercial/ Industrial Worker	Onsite Construction/ Utility Worker	Onsite Remediation Worker	Hypothetical Onsite Trespasser	Hypothetical Onsite Resident (Adult/Child)[h]	Hypothetical Offsite Resident (Adult/Child)	Hypothetical Offsite Recreationalist[b]	Ecological Receptors[c]
	Potential Receptors: Onsite					Offsite		
Incidental Ingestion	X	X	I	X	X			
Dermal Contact	X	X	I	X	X			
Inhalation of Volatile Emissions (Outdoor Air)[a]								
Inhalation of Particulates (Outdoor Air)	X	X	I	X	X	I	I	I
Inhalation of Volatile Emissions (Indoor Air)[a]								
Incidental Ingestion		X	I					
Dermal Contact		X	I					
Inhalation of Volatile Emissions (Outdoor Air)[a]								
Inhalation of Volatile Emissions (Indoor Air)[a]								
Incidental Ingestion		X	I		X			
Dermal Contact		X	I		X			
Inhalation of Volatile Emissions (Outdoor Air)[a]								
Inhalation of Volatile Emissions (Indoor Air)[a]								
Incidental Ingestion						X		
Dermal Contact						X		
Inhalation of Volatile Emissions (Outdoor Air)[a]								
Inhalation of Volatile Emissions (Indoor Air)[a]								
Incidental Ingestion							Xf	Xf
Dermal Contact							Xf	Xf
Direct Contact							Xf	Xf
Incidental Ingestion							Xf	Xf
Dermal Contact							Xf	Xf
Direct Contact							Xf	Xf
Ingestion of Fish Tissue							Xf	Xf

NOTES:

1. X = INDICATES POTENTIALLY COMPLETE AND SIGNIFICANT EXPOSURE PATHWAY
2. I = INDICATES POTENTIALLY COMPLETE BUT INSIGNIFICANT PATHWAY
3. a = VOLATILES ARE NOT A CONSTITUENT OF CONCERN
4. b = OCCASIONAL ACCESS TO SURFACE SOIL AND WATER MAY OCCUR; THIS IS CAPTURED BY THE RECREATIONALIST
5. c = POTENTIAL FOR ECOLOGICAL RECEPTORS (ONSITE) TO BE ESTABLISHED BY ECOLOGICAL SCOPING ASSESSMENT
6. d = INFREQUENT CONTACT POSSIBLE DURING SAMPLING AND WELL/PUMP MAINTENANCE
7. e = SHALLOW GROUNDWATER IMPACTS OFFSITE ARE OUTSIDE OF THIS CURRENT SCOPE, BUT MAY REQUIRE EVALUATION
8. f = OCCURRENCE OF IMPACTS IN OFFSITE SOILS AND SURFACE WATER OUTSIDE OF CURRENT SCOPE, BUT MAY REQUIRE EVALUATION
9. g = ASSUMES POTENTIAL OFFSITE USE FOR IRRIGATION
10. h = NO RESIDENTS CURRENTLY EXIST ON THE PROPERTY

Trihydro CORPORATION
1252 Commerce Drive
Laramie, Wyoming 82070
www.trihydro.com
(P) 307/745.7474 (F) 307/745.7729

FIGURE 2-5

CONCEPTUAL SITE MODEL

WYOMING DEPARTMENT OF ENVIRONMENTAL QUALITY
LARAMIE FORMER YTTRIUM PLANT
LARAMIE, WYOMING

Drawn By: REP	Checked By: RA	Scale: NONE	Date: 2/10/15	File: 021CNCSITEMODCHRT-201412

FORMER LARAMIE YTTRIUM PLANT

ONSITE EXPOSURE PATHWAYS:

WORKERS AND TRESPASSERS MAY BE EXPOSED TO SURFACE SOIL CONTAMINANTS THROUGH DERMAL CONTACT WITH SURFACE SOIL, INCIDENTAL INGESTION AND INHALATION OF PARTICULATES

CONSTRUCTION WORKERS MAY BE EXPOSED TO IMPACTS IN SUBSURFACE SOIL

REMEDIATION WORKERS MAY BE EXPOSED TO SUBSURFACE SOIL AND GROUNDWATER

SUMMARY

POTENTIALLY IMPACTED MEDIA:

SOIL (SURFACE TO ~12 FT–BGS)
WATER TABLE GROUNDWATER

SOIL VAPOR IMPACTS NOT A COMPLETE PATHWAY

ONSITE AND OFFSITE EXPOSURE PATHWAYS:

ADULT/CHILD RESIDENTS AND RECREATIONALISTS MAY BE EXPOSED TO SOIL OR TO WELL WATER IMPACTS

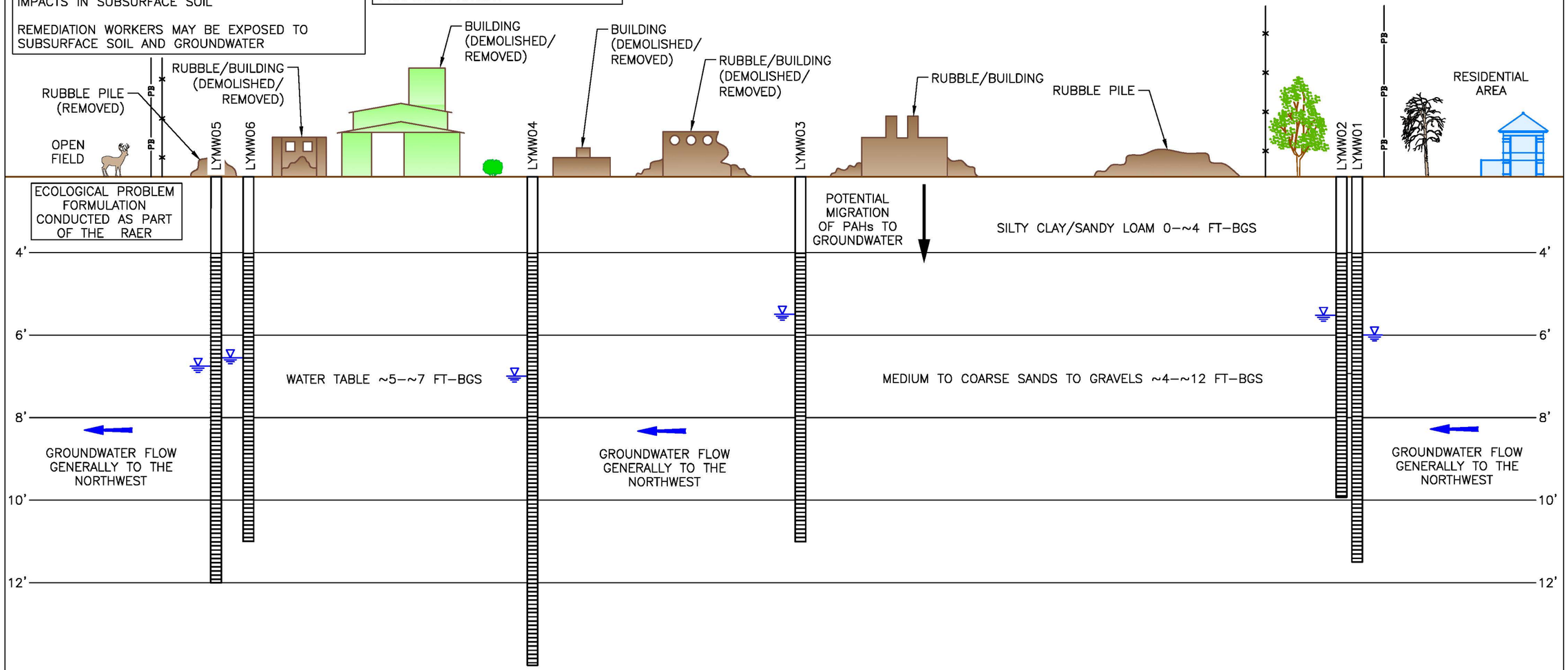

NOTE:

SCHEMATIC SITE DEPICTION NOT TO SCALE

EXPLANATION

PB——PB	PROPERTY BOUNDARY
x—x—x	FENCE
→	GROUNDWATER FLOW
▽	GROUNDWATER ELEVATION
FT-BGS	FEET BELOW GROUND SURFACE

Trihydro CORPORATION
1252 Commerce Drive
Laramie, Wyoming 82070
www.trihydro.com
(P) 307/745.7474 (F) 307/745.7729

FIGURE 2-6

PICTORIAL CONCEPTUAL SITE MODEL

WYOMING DEPARTMENT OF ENVIRONMENTAL QUALITY
LARAMIE FORMER YTTRIUM PLANT
LARAMIE, WYOMING

Drawn By: REP	Checked By: RA	Scale: NONE	Date: 2/10/15	File: 021CONCSITEMOD-201412

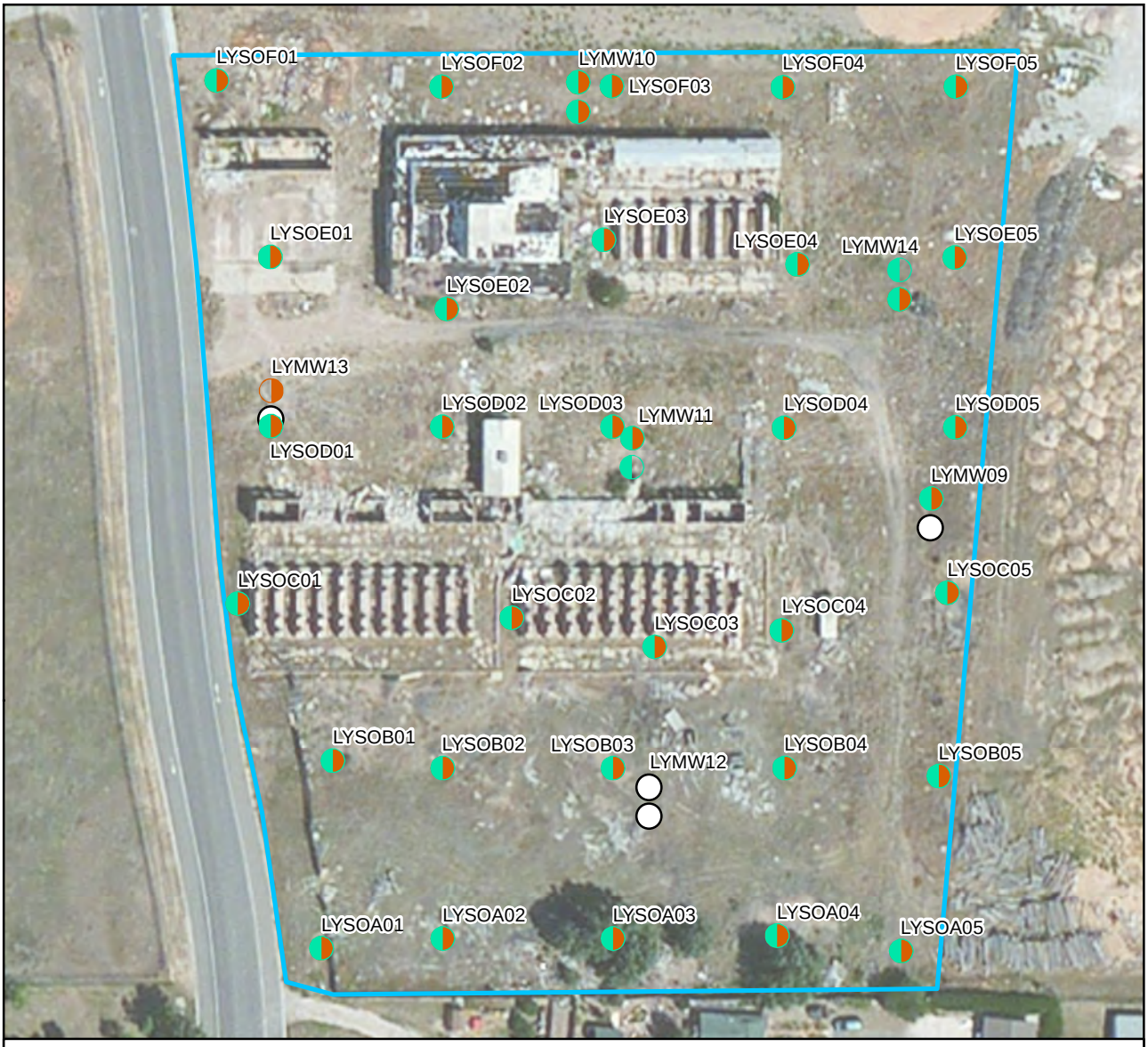

EXPLANATION

- ONE OR MORE DETECTED ANALYTES EXCEEDED BOTH THE RSS AND THE MTGW STANDARDS
- ONE OR MORE DETECTED ANALYTES EXCEEDED THE RSS STANDARDS
- ONE OR MORE DETECTED ANALYTES EXCEEDED THE MTGW STANDARDS
- NO DETECTED ANALYTES EXCEEDED THE SCREENING STANDARDS
- PROPERTY BOUNDARY

- SURFACE SAMPLE DATA (0-2 FT BGS)
- SUB-SURFACE SAMPLE DATA (ONE FT INTERVAL BETWEEN 2 AND 7 FT BGS)

NOTES:
1) RSS - FACT SHEET #12 RESIDENTIAL SOIL SCREENING STANDARDS (TABLES 5-2A AND 5-2B)

2) MTGW - FACT SHEET #12 MIGRATION TO GROUNDWATER SCREENING STANDARDS (TABLES 5-2A AND 5-2B)

3) FT BGS - FEET BELOW GROUND SURFACE

N

0 100'

Trihydro CORPORATION

1252 Commerce Drive
Laramie, WY 82070
www.trihydro.com
(P) 307/745.7474 (F) 307/745.7729

FIGURE 2-7

SOIL QUALITY EXCEEDANCES SEMI-VOLATILES

**WYOMING DEPARTMENT OF ENVIRONMENTAL QUALITY
LARAMIE FORMER YTTRIUM PLANT
LARAMIE, WYOMING**

Drawn By: JDF	Checked By: CH	Scale: 1 " = 100 '	Date: 6/9/14	File: WDEQ_LY_Soil_SVOCs.mxd

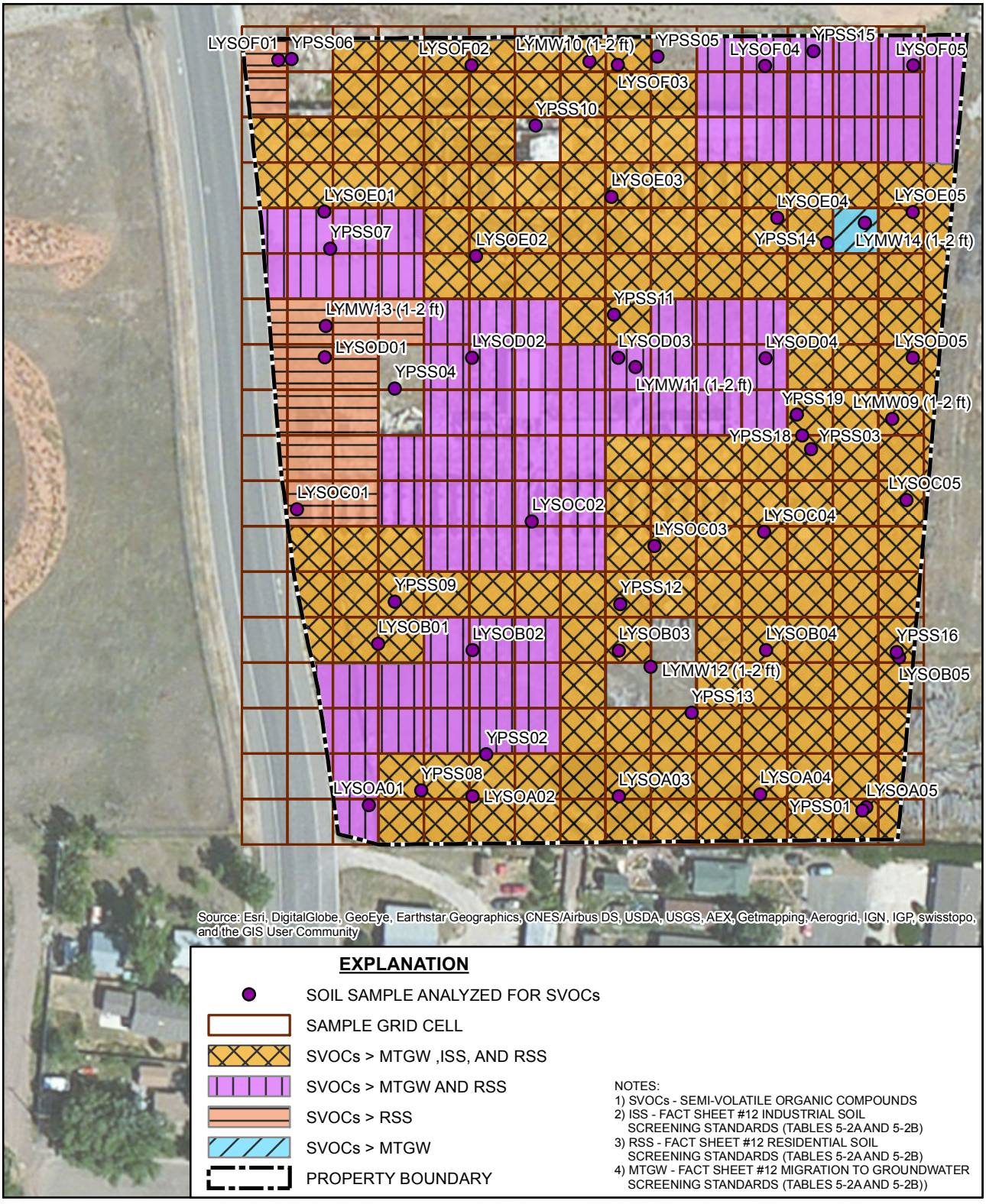

EXPLANATION

- SOIL SAMPLE ANALYZED FOR SVOCs
- SAMPLE GRID CELL
- SVOCs > MTGW ,ISS, AND RSS
- SVOCs > MTGW AND RSS
- SVOCs > RSS
- SVOCs > MTGW
- PROPERTY BOUNDARY

NOTES:
1) SVOCs - SEMI-VOLATILE ORGANIC COMPOUNDS
2) ISS - FACT SHEET #12 INDUSTRIAL SOIL SCREENING STANDARDS (TABLES 5-2A AND 5-2B)
3) RSS - FACT SHEET #12 RESIDENTIAL SOIL SCREENING STANDARDS (TABLES 5-2A AND 5-2B)
4) MTGW - FACT SHEET #12 MIGRATION TO GROUNDWATER SCREENING STANDARDS (TABLES 5-2A AND 5-2B))

N

0 100'

Trihydro CORPORATION
1252 Commerce Drive
Laramie, WY 82070
www.trihydro.com
(P) 307/745.7474 (F) 307/745.7729

FIGURE 2-8

SURFACE SOIL QUALITY EXCEEDANCES SEMI-VOLATILES

**WYOMING DEPARTMENT OF ENVIRONMENTAL QUALITY
LARAMIE FORMER YTTRIUM PLANT
LARAMIE, WYOMING**

Drawn By: DH	Checked By: AV	Scale: 1 " = 100 '	Date: 2/4/15	File: WDEQ_LY_SurfSoil_SVOCs.mxd

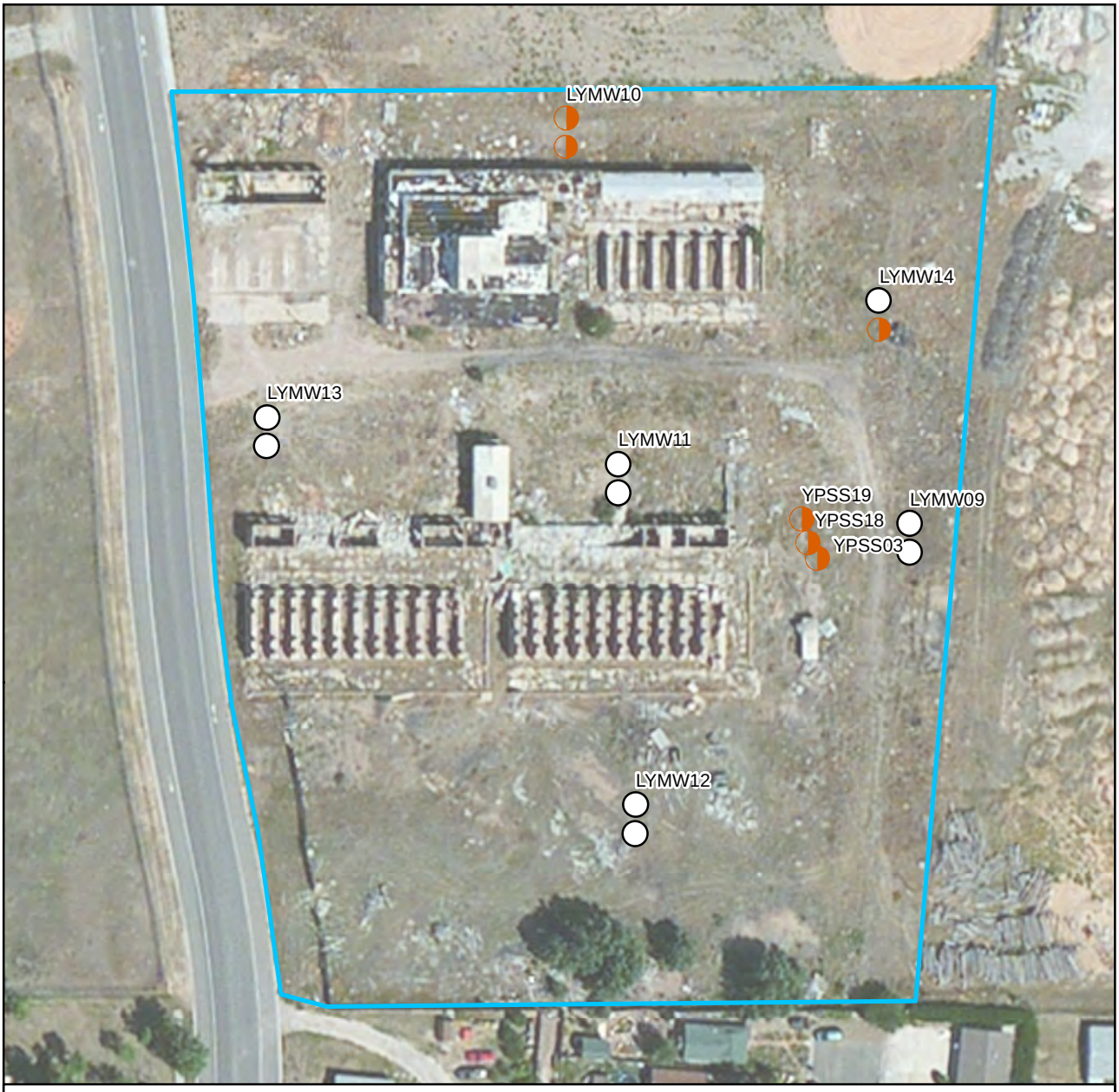

EXPLANATION

- ONE OR MORE DETECTED ANALYTES EXCEEDED THE RSS STANDARDS
- NO DETECTED ANALYTES EXCEEDED THE SCREENING STANDARDS
- PROPERTY BOUNDARY
- SURFACE SAMPLE DATA (0-2 FT BGS)
- SUB-SURFACE SAMPLE DATA (ONE FT INTERVAL BETWEEN 2 AND 7 FT BGS)

NOTES:
1) RSS - FACT SHEET #12 RESIDENTIAL SOIL SCREENING STANDARDS (TABLES 5-2A AND 5-2B)

2) FT BGS - FEET BELOW GROUND SURFACE

N

0 100'

Trihydro CORPORATION
1252 Commerce Drive
Laramie, WY 82070
www.trihydro.com
(P) 307/745.7474 (F) 307/745.7729

FIGURE 2-9

SOIL QUALITY EXCEEDANCES
TOTAL PETROLEUM HYDROCARBON
GASOLINE RANGE ORGANICS

WYOMING DEPARTMENT OF ENVIRONMENTAL QUALITY
LARAMIE FORMER YTTRIUM PLANT
LARAMIE, WYOMING

Drawn By: JDF	Checked By: CH	Scale: 1 " = 100 '	Date: 6/9/14	File: WDEQ_LY_Soil_TPH.mxd

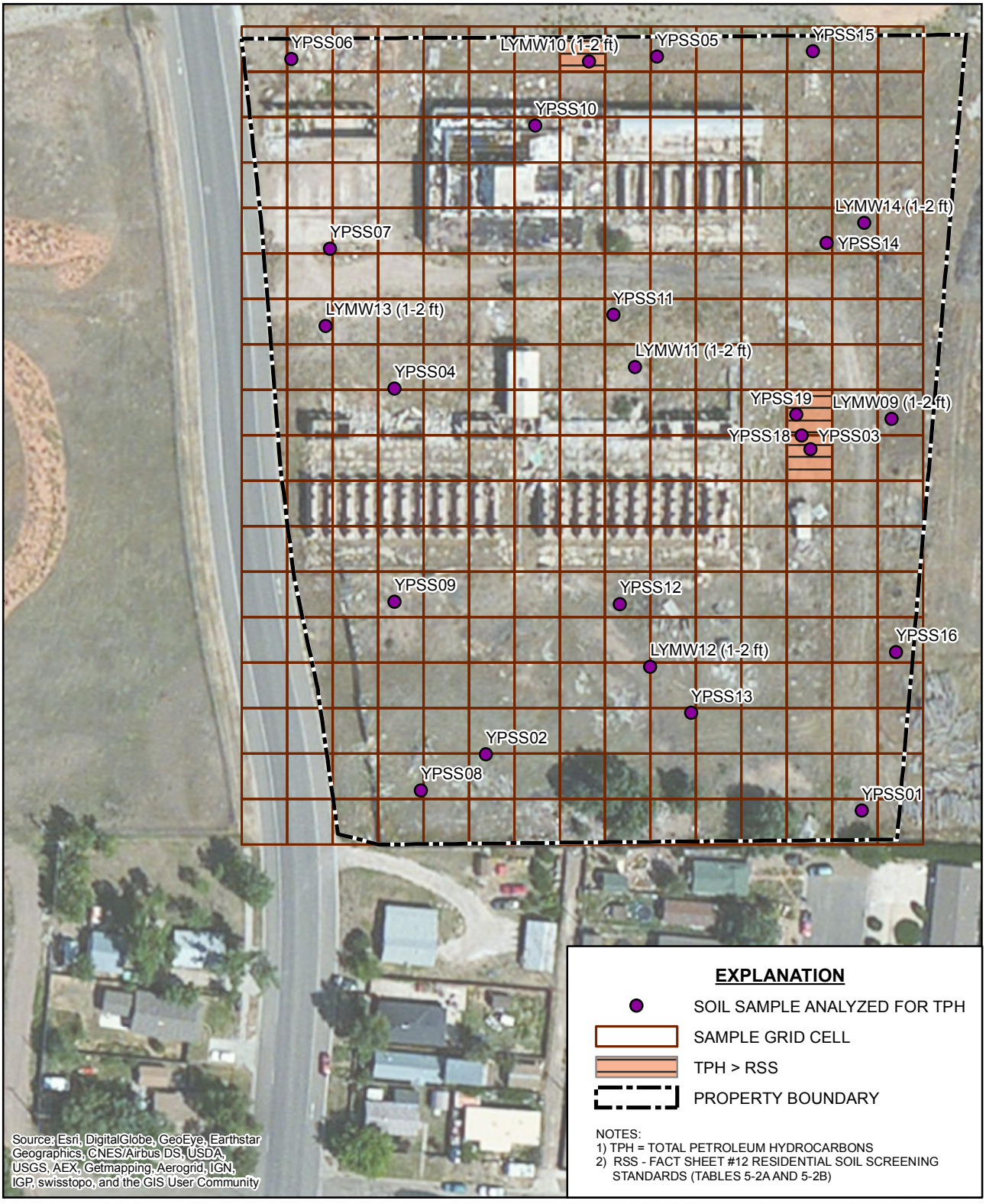

N

0 100'

Trihydro CORPORATION

1252 Commerce Drive
Laramie, WY 82070
www.trihydro.com
(P) 307/745.7474 (F) 307/745.7729

FIGURE 2-10

SURFACE SOIL QUALITY EXCEEDANCES
TOTAL PETROLEUM HYDROCARBONS

WYOMING DEPARTMENT OF ENVIRONMENTAL QUALITY
LARAMIE FORMER YTTRIUM PLANT
LARAMIE, WYOMING

Drawn By: DH	Checked By: AV	Scale: 1 " = 100 '	Date: 2/3/15	File: WDEQ_LY_SurfSoil_TPH.mxd

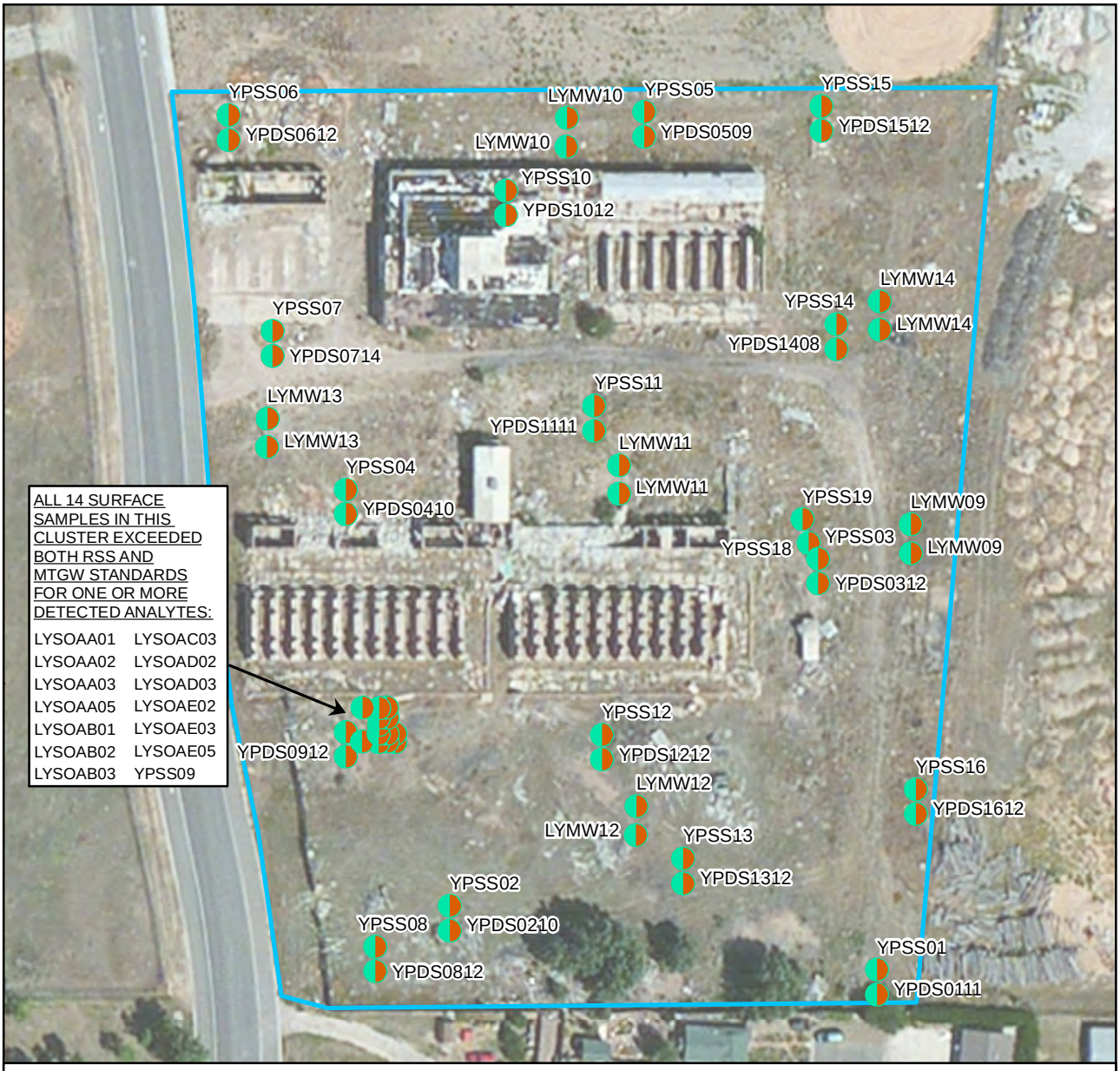

EXPLANATION

ONE OR MORE DETECTED ANALYTES EXCEEDED BOTH THE RSS AND THE MTGW STANDARDS

PROPERTY BOUNDARY

SURFACE SAMPLE DATA (0-2 FT BGS)

SUB-SURFACE SAMPLE DATA (ONE FT INTERVAL BETWEEN 2 AND 7 FT BGS)

NOTES:
1) RSS - FACT SHEET #12 RESIDENTIAL SOIL SCREENING STANDARDS (TABLES 5-2A AND 5-2B)

2) MTGW - FACT SHEET #12 MIGRATION TO GROUNDWATER SCREENING STANDARDS (TABLES 5-2A AND 5-2B)

3) FT BGS - FEET BELOW GROUND SURFACE

N

0 100'

Trihydro CORPORATION
1252 Commerce Drive
Laramie, WY 82070
www.trihydro.com
(P) 307/745.7474 (F) 307/745.7729

FIGURE 2-11

SOIL QUALITY EXCEEDANCES METALS

**WYOMING DEPARTMENT OF ENVIRONMENTAL QUALITY
LARAMIE FORMER YTTRIUM PLANT
LARAMIE, WYOMING**

Drawn By: JDF	Checked By: CH	Scale: 1 " = 100 '	Date: 6/10/14	File: WDEQ_LY_Soil_Metals.mxd

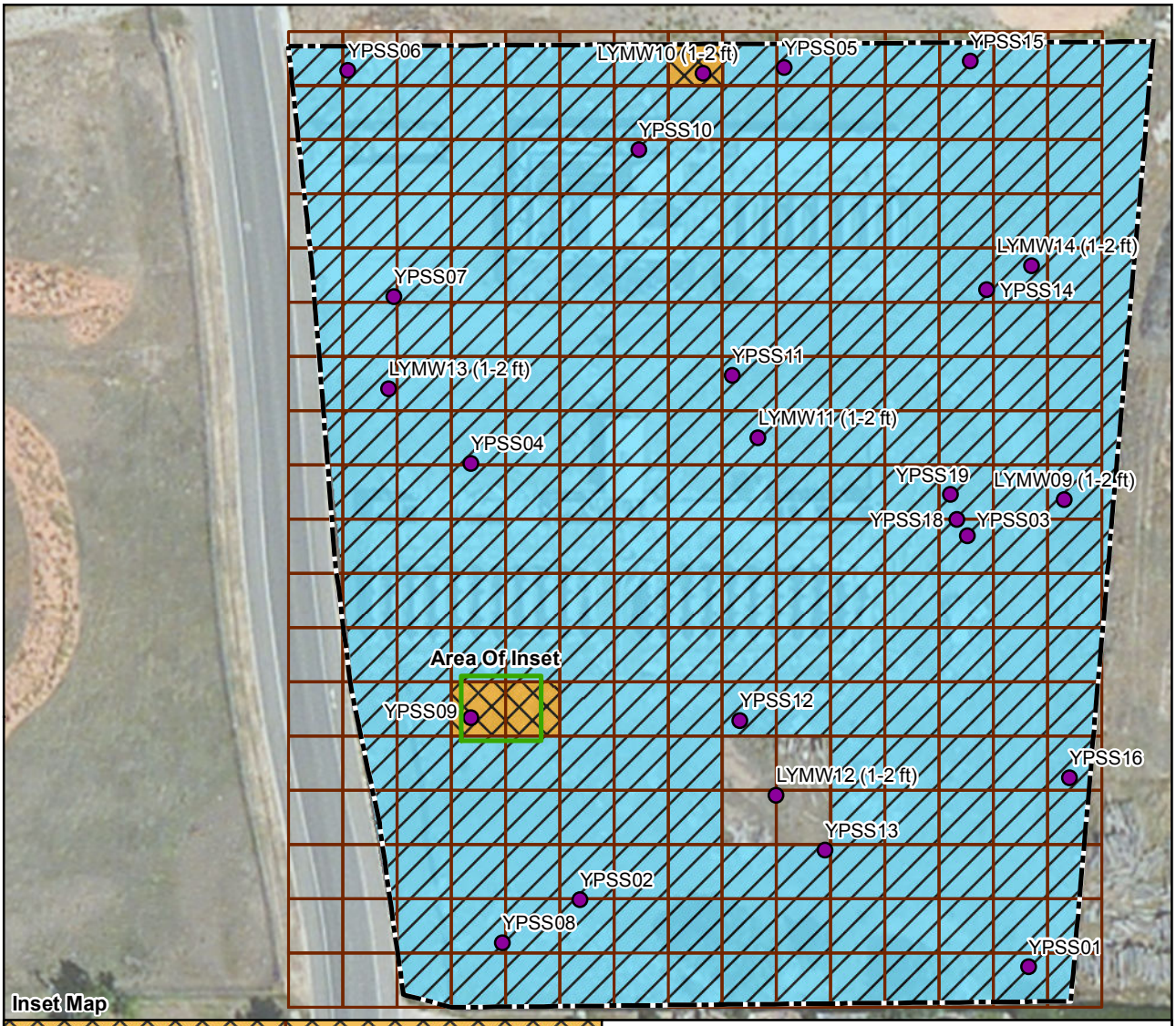

EXPLANATION

- SOIL SAMPLE ANALYZED FOR METALS
- SAMPLE GRID CELL
- METALS > MTGW, RSS, AND ISS
- METALS > MTGW
- PROPERTY BOUNDARY

NOTES:
1) ISS - FACT SHEET #12 INDUSTRIAL SOIL SCREENING STANDARDS (TABLES 5-2A AND 5-2B)
2) RSS - FACT SHEET #12 RESIDENTIAL SOIL SCREENING STANDARDS (TABLES 5-2A AND 5-2B)
3) MTGW - FACT SHEET #12 MIGRATION TO GROUNDWATER SCREENING STANDARDS (TABLES 5-2A AND 5-2B)
4) EXCLUDES ARSENIC, BORON, COBALT, IRON, AND MANGANESE

N

0 100'

Main View

Source: Esri, DigitalGlobe, GeoEye, Earthstar Geographics, CNES/Airbus DS, USDA, USGS, AEX, Getmapping, Aerogrid, IGN, IGP, swisstopo, and the GIS User Community

Trihydro CORPORATION
1252 Commerce Drive
Laramie, WY 82070
www.trihydro.com
(P) 307/745.7474 (F) 307/745.7729

FIGURE 2-12

SURFACE SOIL QUALITY EXCEEDANCES METALS

**WYOMING DEPARTMENT OF ENVIRONMENTAL QUALITY
LARAMIE FORMER YTTRIUM PLANT
LARAMIE, WYOMING**

Drawn By: DH	Checked By: AV	Scale: 1 " = 100 '	Date: 2/3/15	File: WDEQ_LY_SurfSoil_Metals.mxd



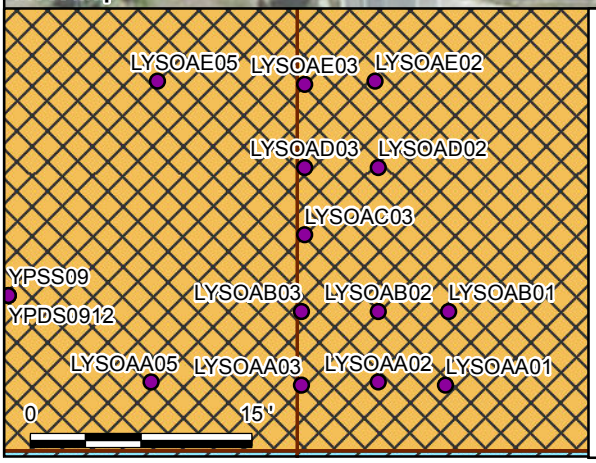

EXPLANATION

- SOIL SAMPLE
- SAMPLE GRID CELL
- ONE OR MORE COMPOUNDS > MTGW, ISS, AND RSS
- ONE OR MORE COMPOUNDS > MTGW AND RSS
- ONE OR MORE COMPOUNDS > MTGW
- PROPERTY BOUNDARY

NOTES:
1) ISS - FACT SHEET #12 INDUSTRIAL SOIL SCREENING STANDARDS (TABLES 5-2A AND 5-2B)
2) RSS - FACT SHEET #12 RESIDENTIAL SOIL SCREENING STANDARDS (TABLES 5-2A AND 5-2B)
3) MTGW - FACT SHEET #12 MIGRATION TO GROUNDWATER SCREENING STANDARDS (TABLES 5-2A AND 5-2B)

N

0 100'

Main View

Source: Esri, DigitalGlobe, GeoEye, Earthstar Geographics, CNES/Airbus DS, USDA, USGS, AEX, Getmapping, Aerogrid, IGN, IGP, swisstopo, and the GIS User Community

Trihydro CORPORATION
1252 Commerce Drive
Laramie, WY 82070
www.trihydro.com
(P) 307/745.7474 (F) 307/745.7729

FIGURE 2-13

SURFACE SOIL QUALITY EXCEEDANCES

WYOMING DEPARTMENT OF ENVIRONMENTAL QUALITY
LARAMIE FORMER YTTRIUM PLANT
LARAMIE, WYOMING

Drawn By: DH	Checked By: AV	Scale: 1 " = 100 '	Date: 2/4/15	File: WDEQ_LY_SurfSoil_All.mxd

N

0 100'

Trihydro CORPORATION

1252 Commerce Drive
Laramie, WY 82070
www.trihydro.com
(P) 307/745.7474 (F) 307/745.7729

FIGURE 2-14

SUBSURFACE SOIL QUALITY EXCEEDANCES SEMI-VOLATILES

WYOMING DEPARTMENT OF ENVIRONMENTAL QUALITY
LARAMIE FORMER YTTRIUM PLANT
LARAMIE, WYOMING

Drawn By: DH	Checked By: AV	Scale: 1 " = 100 '	Date: 2/3/15	File: WDEQ_LY_SubSoil_SVOCs.mxd

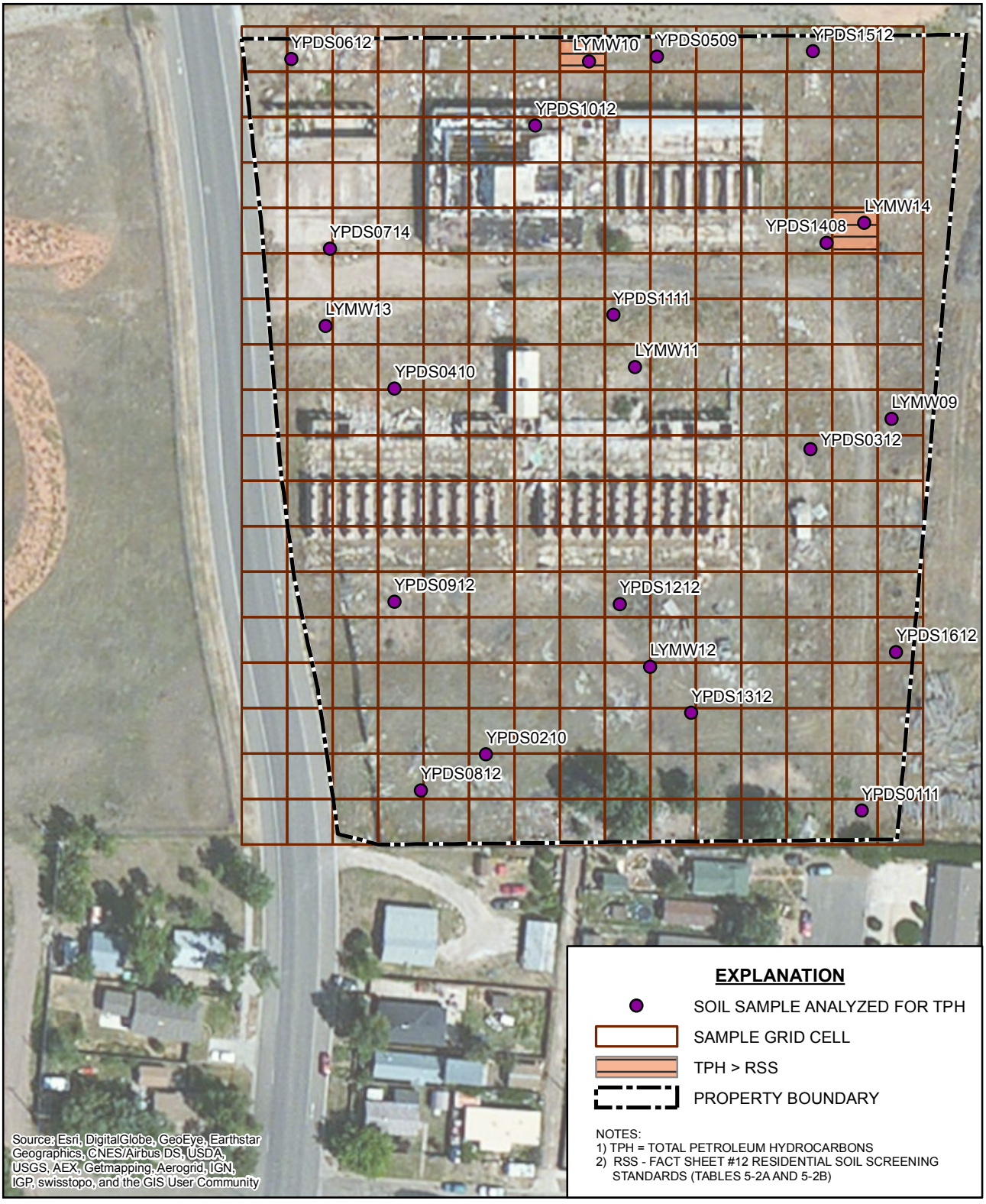

N

0 100'

Trihydro CORPORATION

1252 Commerce Drive
Laramie, WY 82070
www.trihydro.com
(P) 307/745.7474 (F) 307/745.7729

FIGURE 2-15

SUBSURFACE SOIL QUALITY EXCEEDANCES TOTAL PETROLEUM HYDROCARBONS

WYOMING DEPARTMENT OF ENVIRONMENTAL QUALITY LARAMIE FORMER YTTRIUM PLANT LARAMIE, WYOMING

Drawn By: DH	Checked By: AV	Scale: 1 " = 100 '	Date: 2/3/15	File: WDEQ_LY_SubSoil_TPH.mxd

N

0 100'

Trihydro CORPORATION

1252 Commerce Drive
Laramie, WY 82070
www.trihydro.com
(P) 307/745.7474 (F) 307/745.7729

FIGURE 2-16

SUBSURFACE SOIL QUALITY EXCEEDANCES METALS

**WYOMING DEPARTMENT OF ENVIRONMENTAL QUALITY
LARAMIE FORMER YTTRIUM PLANT
LARAMIE, WYOMING**

Drawn By: DH	Checked By: AV	Scale: 1 " = 100 '	Date: 2/3/15	File: WDEQ_LY_SubSoil_Metals.mxd

EXPLANATION

- SOIL SAMPLE
- SAMPLE GRID CELL
- ONE OR MORE COMPOUNDS > MTGW, ISS, AND RSS
- ONE OR MORE COMPOUNDS > MTGW AND RSS
- ONE OR MORE COMPOUNDS > RSS
- ONE OR MORE COMPOUNDS > MTGW
- PROPERTY BOUNDARY

NOTES:
1) ISS - FACT SHEET #12 INDUSTRIAL SOIL SCREENING STANDARDS (TABLES 5-2A AND 5-2B)
2) RSS - FACT SHEET #12 RESIDENTIAL SOIL SCREENING STANDARDS (TABLES 5-2A AND 5-2B)
3) MTGW - FACT SHEET #12 MIGRATION TO GROUNDWATER SCREENING STANDARDS (TABLES 5-2A AND 5-2B)

N

0 100'

Trihydro CORPORATION
1252 Commerce Drive
Laramie, WY 82070
www.trihydro.com
(P) 307/745.7474 (F) 307/745.7729

FIGURE 2-17

SUBSURFACE SOIL QUALITY EXCEEDANCES

WYOMING DEPARTMENT OF ENVIRONMENTAL QUALITY
LARAMIE FORMER YTTRIUM PLANT
LARAMIE, WYOMING

Drawn By: DH	Checked By: AV	Scale: 1 " = 100 '	Date: 2/3/15	File: WDEQ_LY_SubSoil_All.mxd

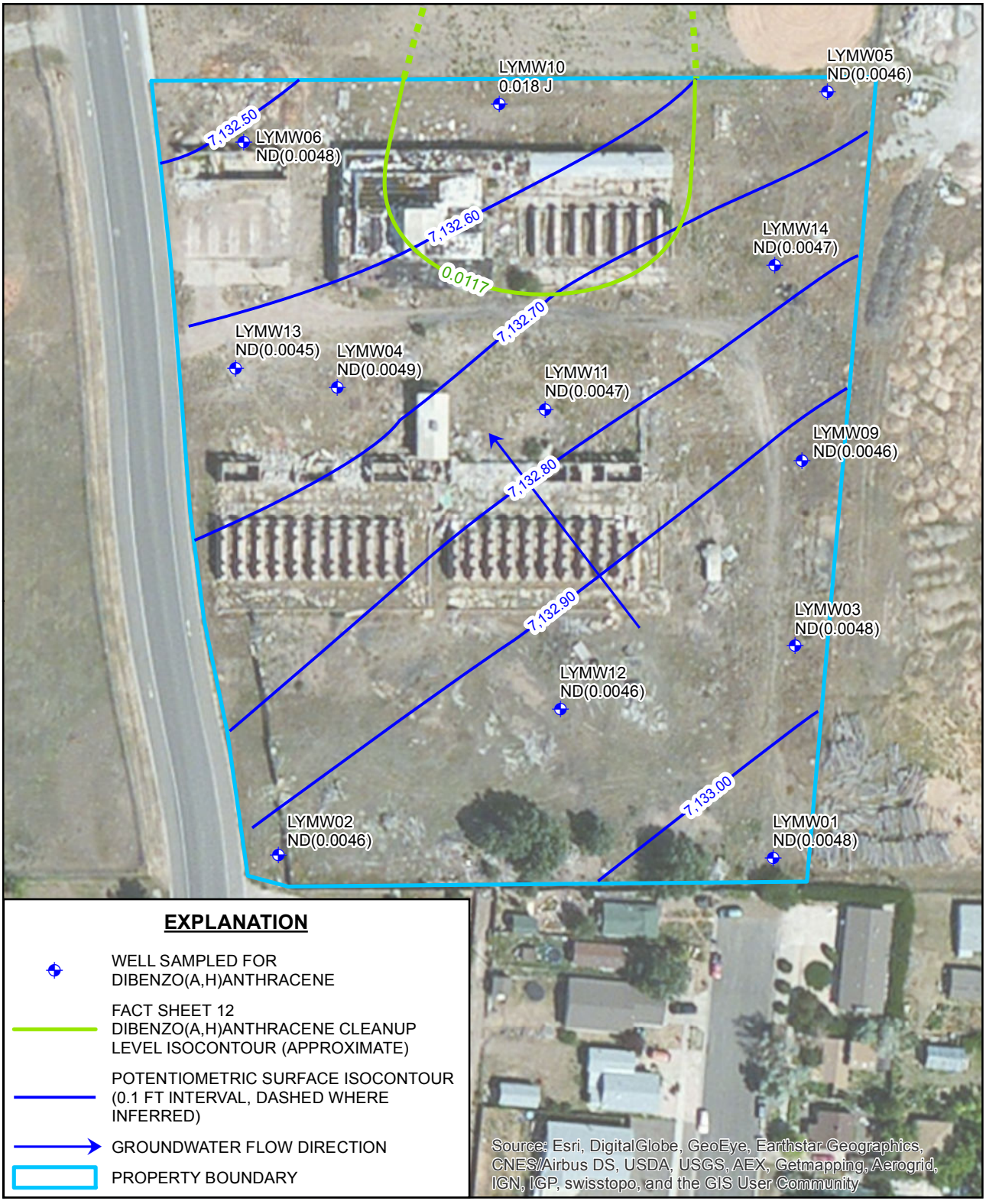

NOTE: Units are µg/L

N

0 100'

Trihydro CORPORATION

1252 Commerce Drive
Laramie, WY 82070
www.trihydro.com
(P) 307/745.7474 (F) 307/745.7729

FIGURE 2-18

GROUNDWATER PLUME
DIBENZO(A,H)ANTHRACENE
(APRIL 2014 SAMPLE RESULTS)

WYOMING DEPARTMENT OF ENVIRONMENTAL QUALITY
LARAMIE FORMER YTTRIUM PLANT
LARAMIE, WYOMING

Drawn By: JDF	Checked By: AV	Scale: 1 " = 100 '	Date: 12/31/14	File: WDEQ_LY_GW_DibenzAnth.mxd

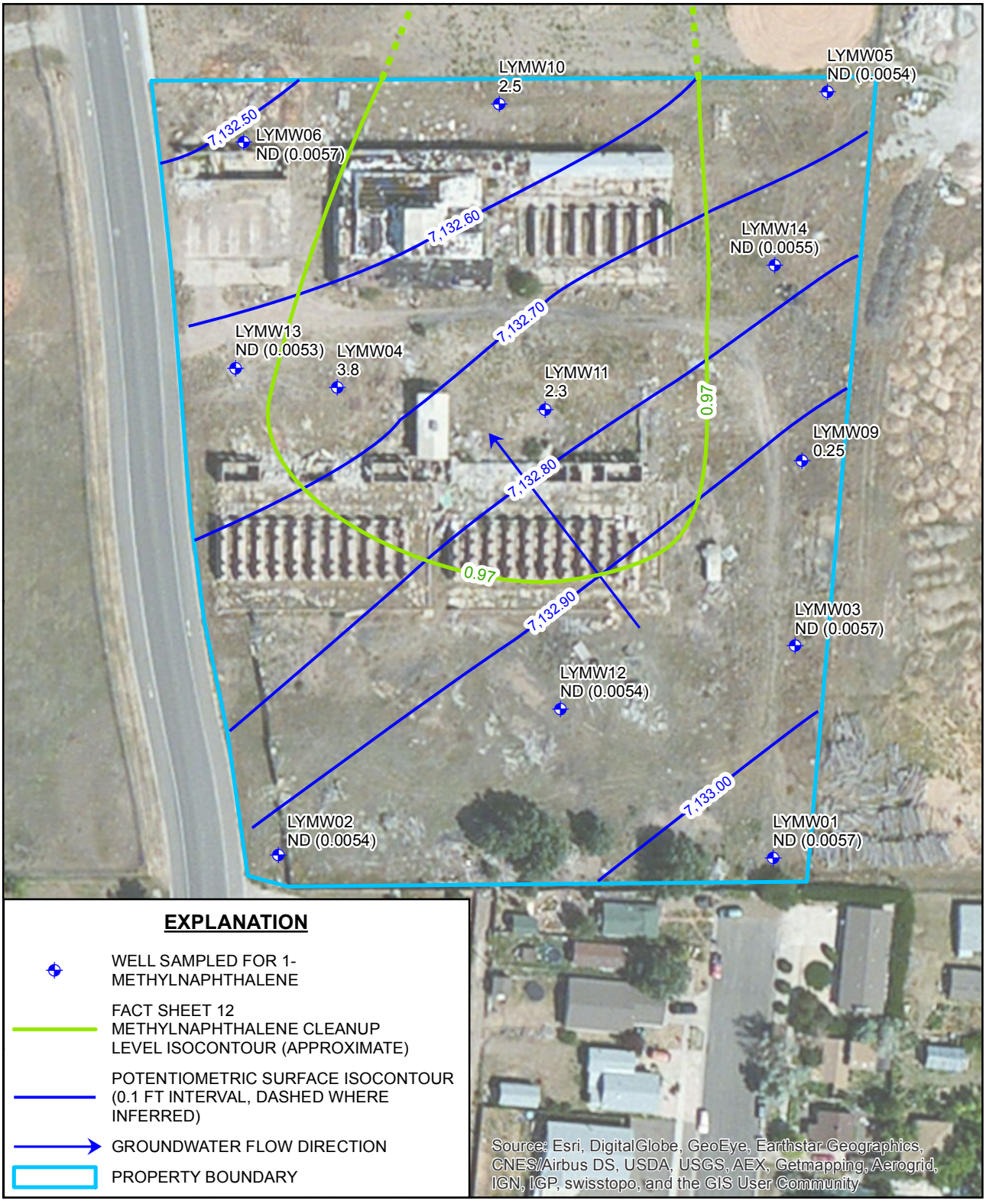

NOTE: Units are µg/L

N

0 100'

Trihydro CORPORATION

1252 Commerce Drive
Laramie, WY 82070
www.trihydro.com
(P) 307/745.7474 (F) 307/745.7729

FIGURE 2-19

GROUNDWATER PLUME
1-METHYLNAPHTHALENE
(APRIL 2014 SAMPLE RESULTS)

WYOMING DEPARTMENT OF ENVIRONMENTAL QUALITY
LARAMIE FORMER YTTRIUM PLANT
LARAMIE, WYOMING

Drawn By: JDF	Checked By: AV	Scale: 1 " = 100 '	Date: 12/29/14	File: WDEQ_LY_GW_MthylNap.mxd

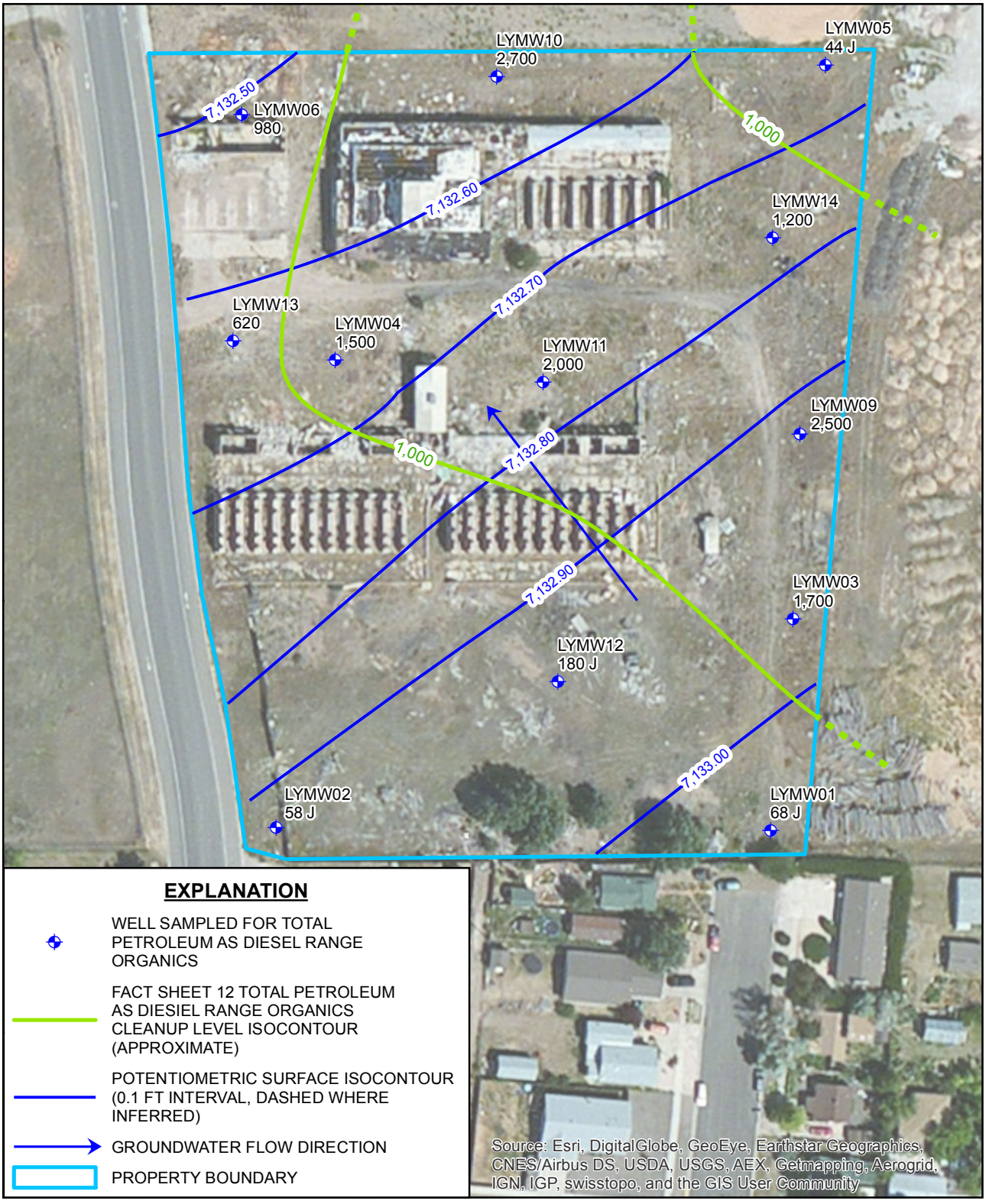

EXPLANATION

- WELL SAMPLED FOR TOTAL PETROLEUM AS DIESEL RANGE ORGANICS
- FACT SHEET 12 TOTAL PETROLEUM AS DIESIEL RANGE ORGANICS CLEANUP LEVEL ISOCONTOUR (APPROXIMATE)
- POTENTIOMETRIC SURFACE ISOCONTOUR (0.1 FT INTERVAL, DASHED WHERE INFERRED)
- GROUNDWATER FLOW DIRECTION
- PROPERTY BOUNDARY

NOTE: Units are µg/L

N

0 100'

Trihydro CORPORATION
1252 Commerce Drive
Laramie, WY 82070
www.trihydro.com
(P) 307/745.7474 (F) 307/745.7729

FIGURE 2-20

GROUNDWATER PLUME, TOTAL PETROLEUM HYDROCARBONS AS DIESEL RANGE ORGANICS (APRIL 2014 SAMPLE RESULTS)

**WYOMING DEPARTMENT OF ENVIRONMENTAL QUALITY
LARAMIE FORMER YTTRIUM PLANT
LARAMIE, WYOMING**

Drawn By: JDF	Checked By: AV	Scale: 1 " = 100 '	Date: 12/31/14	File: WDEQ_LY_GW_DRO.mxd

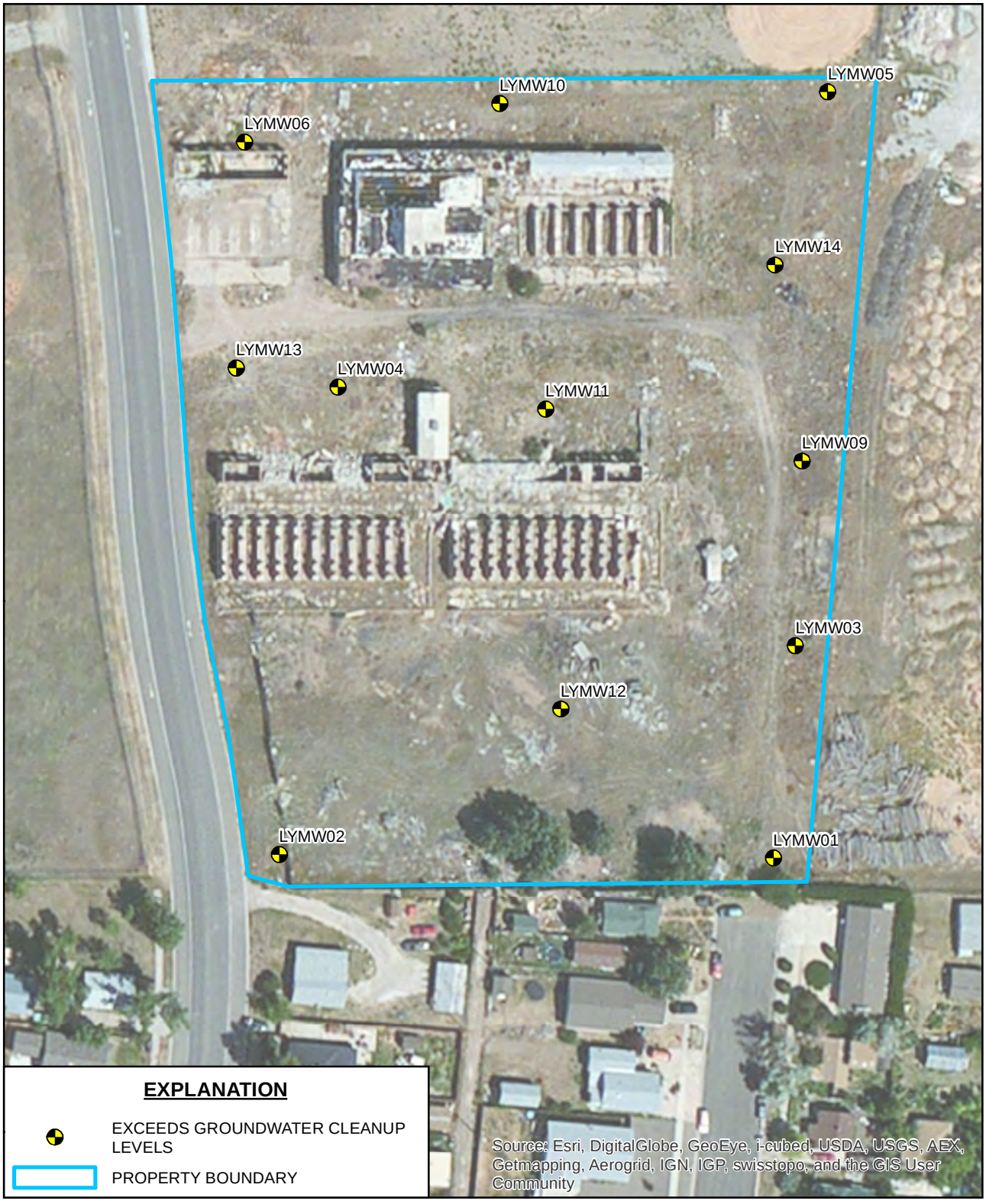

NOTE: FACT SHEET #12 WATER CLEANUP LEVELS (TABLES 5-1A AND 5-1B)

N

0 100'

Trihydro CORPORATION
1252 Commerce Drive
Laramie, WY 82070
www.trihydro.com
(P) 307/745.7474 (F) 307/745.7729

FIGURE 2-21

GROUNDWATER QUALITY EXCEEDANCES METALS (2014)

WYOMING DEPARTMENT OF ENVIRONMENTAL QUALITY LARAMIE FORMER YTTRIUM PLANT LARAMIE, WYOMING

Drawn By: JDF	Checked By: CH	Scale: 1 " = 100 '	Date: 6/6/14	File: WDEQ_LY_GW_metals.mxd

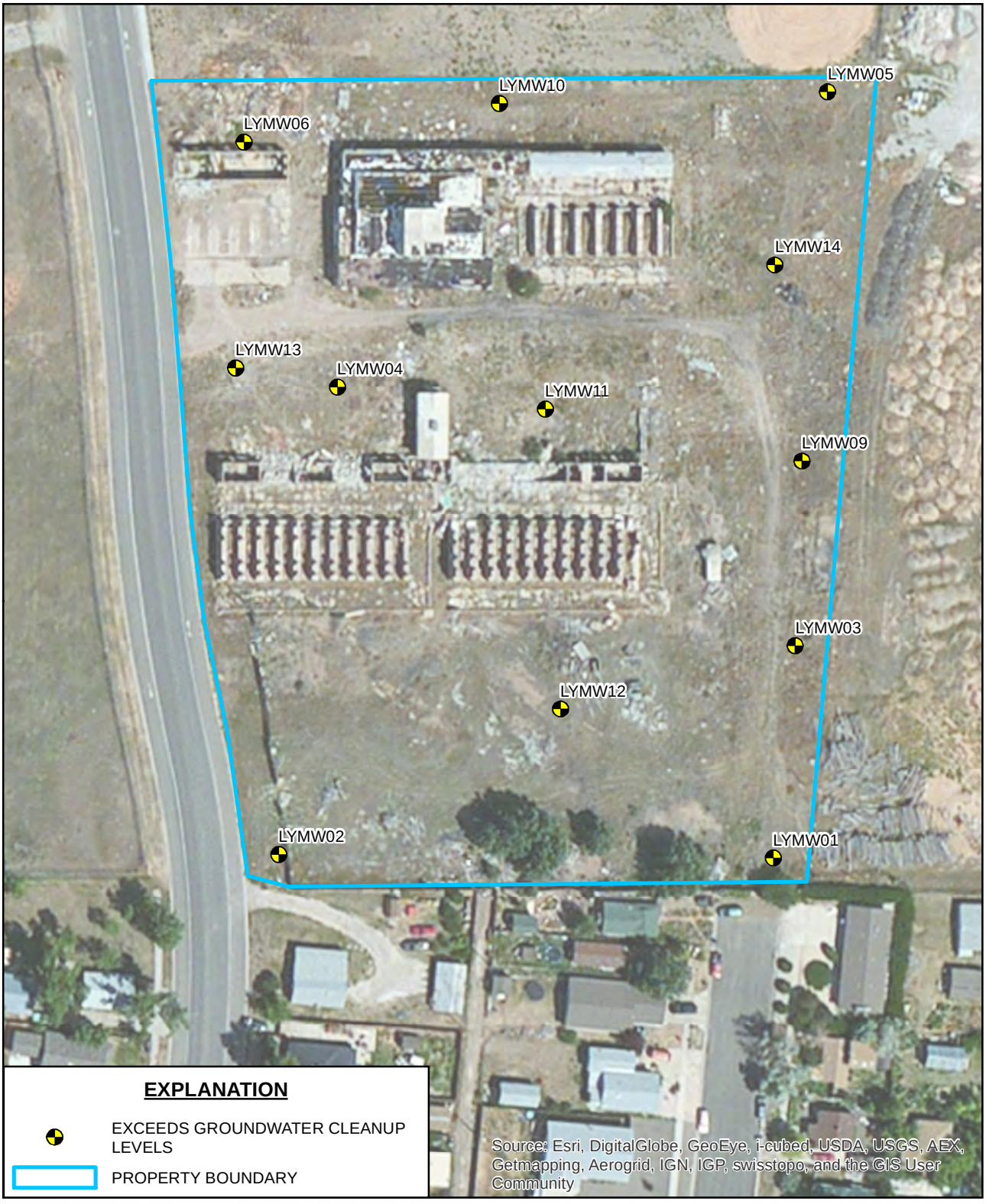

NOTE: FACT SHEET #12 WATER CLEANUP LEVELS (TABLES 5-1A AND 5-1B)

N

0 100'

Trihydro CORPORATION
1252 Commerce Drive
Laramie, WY 82070
www.trihydro.com
(P) 307/745.7474 (F) 307/745.7729

FIGURE 2-22

GROUNDWATER QUALITY EXCEEDANCES GENERAL CHEMISTRY (2014)

WYOMING DEPARTMENT OF ENVIRONMENTAL QUALITY LARAMIE FORMER YTTRIUM PLANT LARAMIE, WYOMING

Drawn By: JDF	Checked By: CH	Scale: 1 " = 100 '	Date: 6/6/14	File: WDEQ_LY_GW_GenChem.mxd

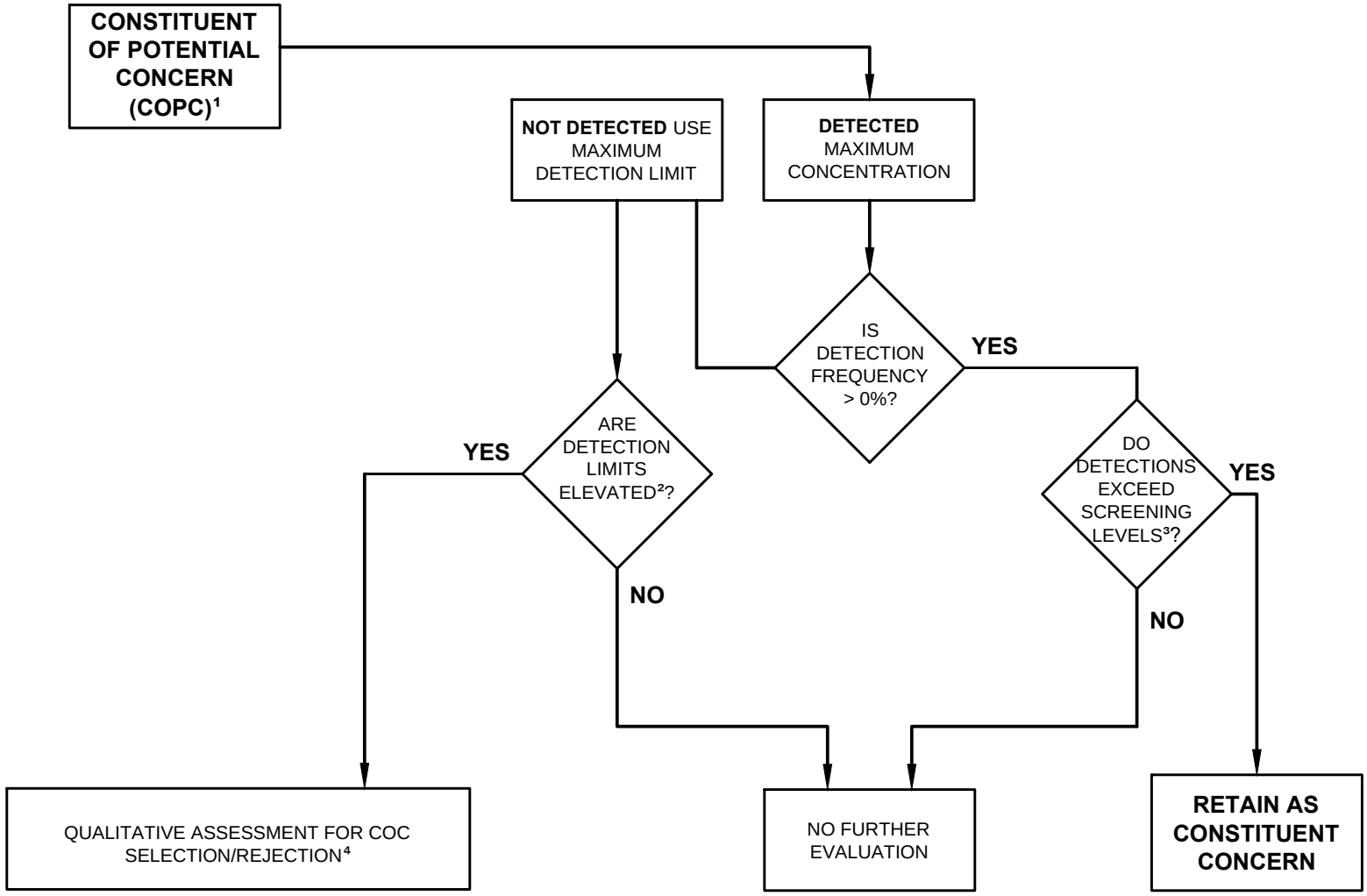

NOTES:

1. THIS COPC PROCESS WILL BE USED FOR ALL POTENTIAL AFFECTED MEDIA AND REUSE AREAS, WHERE APPLICABLE.
2. SCREENING VALUE EXCEEDS APPLICABLE LIMIT AS PRESENTED IN FACT SHEET NO. 12, FACT SHEET NO.13, AND USEPA RSLs.
3. ELEVATED DL DEFINED AS MAXIMUM DL > SCREENING LEVEL.
4. QUALITATIVE ASSESSMENT COMPLETED AS NOTED IN SECTION 3.0.

Trihydro CORPORATION
1252 Commerce Drive
Laramie, Wyoming 82070
www.trihydro.com
(P) 307/745.7474 (F) 307/745.7729

FIGURE 3-1

CONSTITUENT OF CONCERN (COC) FLOW CHART

WYOMING DEPARTMENT OF ENVIRONMENTAL QUALITY
LARAMIE FORMER YTTRIUM PLANT
LARAMIE, WYOMING

Drawn By: REP	Checked By: CH	Scale: NONE	Date: 2/10/15	File: 021-COPC-SCREEN201412

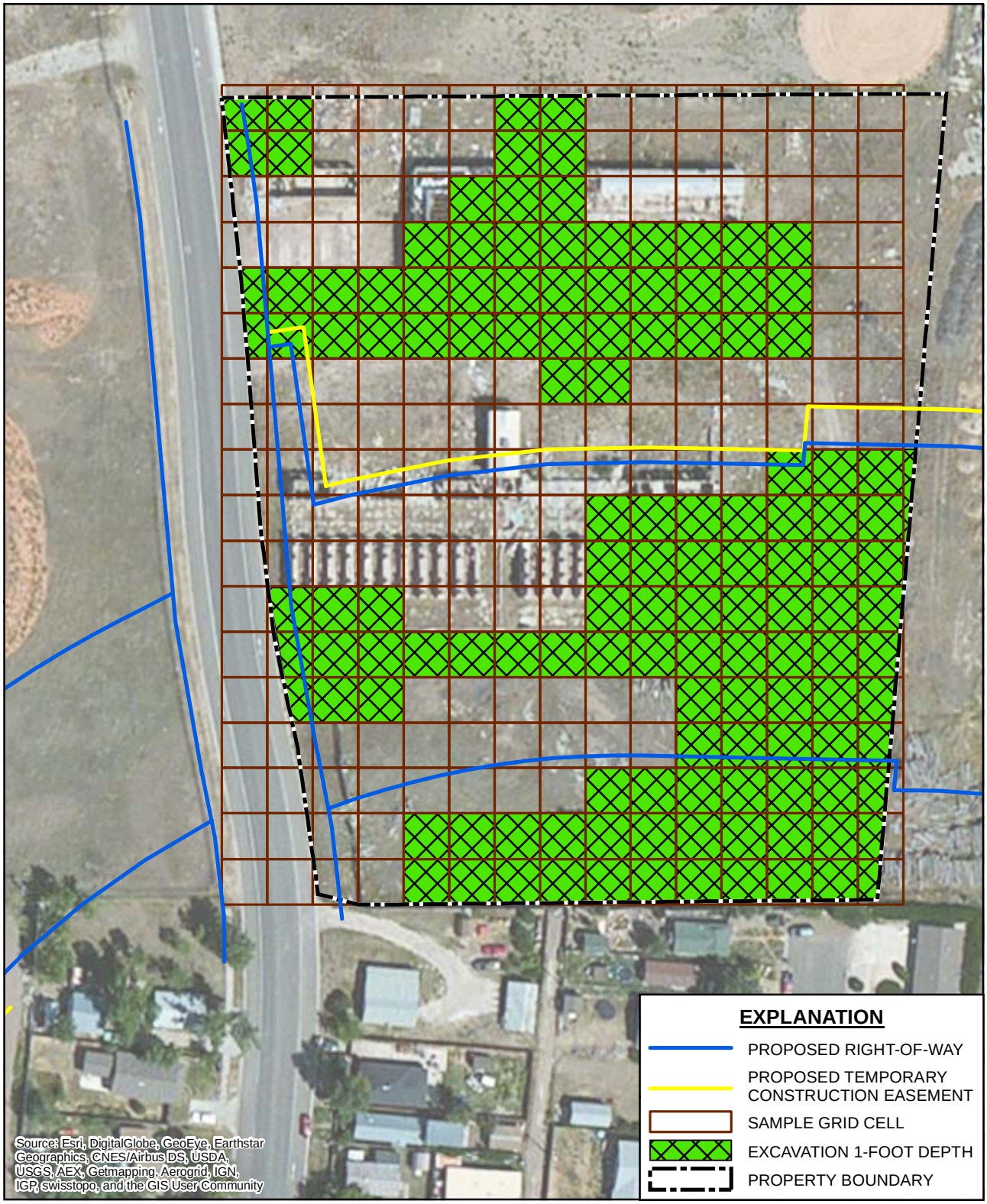

N

0 100 '

Trihydro CORPORATION

1252 Commerce Drive
Laramie, WY 82070
www.trihydro.com
(P) 307/745.7474 (F) 307/745.7729

FIGURE 6-1

RISK-BASED INDUSTRIAL EXCAVATION AREA FOR SURFACE SOILS

WYOMING DEPARTMENT OF ENVIRONMENTAL QUALITY
LARAMIE FORMER YTTRIUM PLANT
LARAMIE, WYOMING

Drawn By: DH	Checked By: AV	Scale: 1 " = 100 '	Date: 6/3/15	File: WDEQ_LY_PropExcavatn1ft.mxd

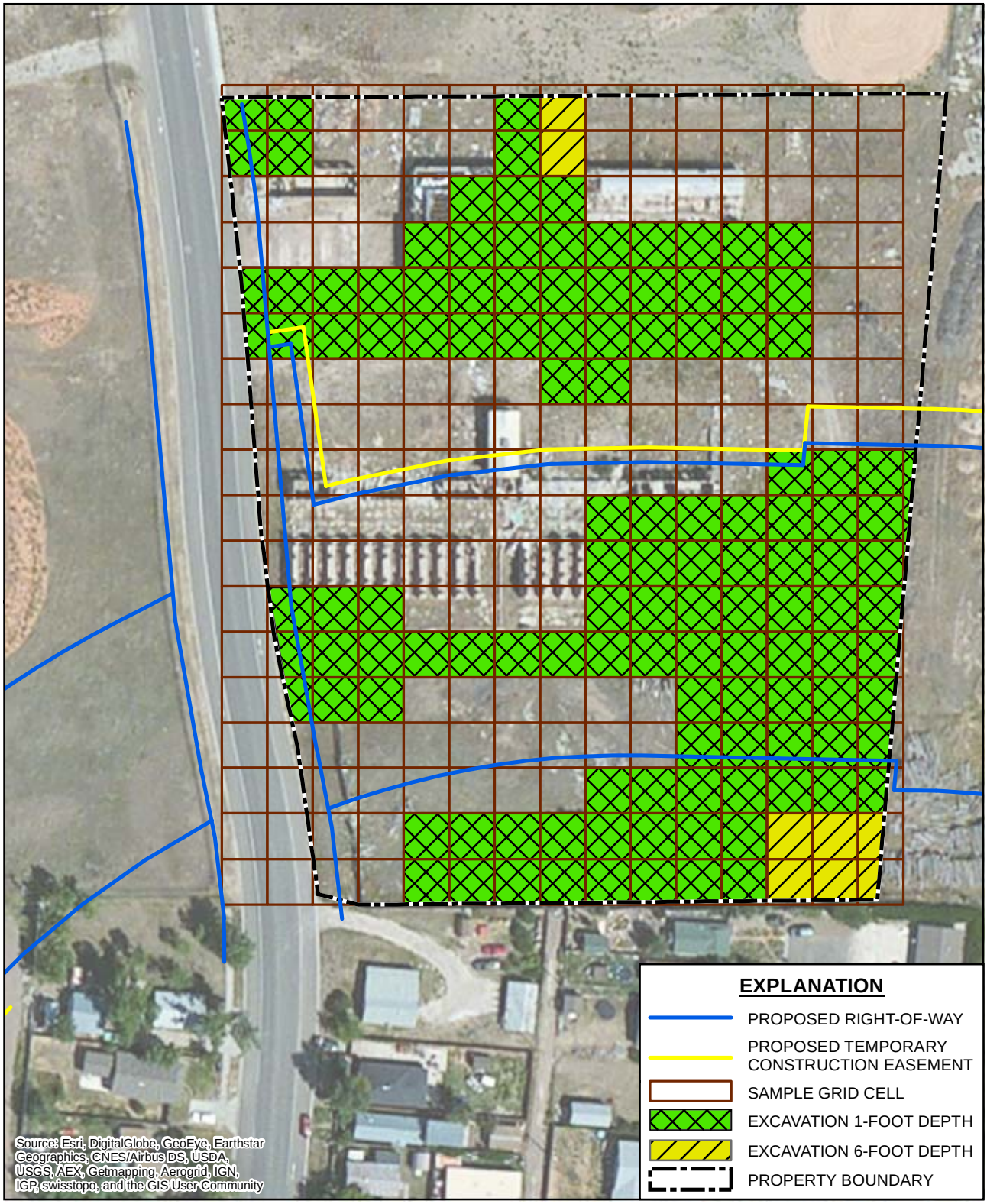

N

0 100 '

Trihydro CORPORATION

1252 Commerce Drive
Laramie, WY 82070
www.trihydro.com
(P) 307/745.7474 (F) 307/745.7729

FIGURE 8-1

RECOMMENDED ALTERNATIVE EXCAVATION AREA

WYOMING DEPARTMENT OF ENVIRONMENTAL QUALITY
LARAMIE FORMER YTTRIUM PLANT
LARAMIE, WYOMING

Drawn By: DH	Checked By: AV	Scale: 1 " = 100 '	Date: 6/3/15	File: WDEQ_LY_PropExcavatn6ft.mxd

APPENDIX A

ECOLOGICAL EXCLUSION REPORT

ECOLOGICAL EXCLUSION CHECKLIST

LARAMIE FORMER YTTRIUM PLANT

LARAMIE, WYOMING

WYOMING DEPARTMENT OF ENVIRONMENTAL QUALITY

February 27, 2015

Project#: 021-016-001

SUBMITTED BY: Trihydro Corporation

1252 Commerce Drive, Laramie, WY 82070

ENGINEERING SOLUTIONS. ADVANCING BUSINESS.

Home Office | 1252 Commerce Drive | Laramie, WY 82070 | phone 307/745.7474 | fax 307/745.7729 | www.trihydro.com

ECOLOGICAL EXCLUSION ASSESSMENT

Part 1: Basic Site Information

Site Name/Project Name: Laramie Former Yttrium Plant

Site Location: Laramie, Albany County, Wyoming,
Township 16 North / Range 73 West / Section 33 (Figure 1)

Size of Site: 5.6 acres (Figure 2)

Size of affected area: 5.6 acres or less

Type of Facility: The site was formerly used as part of the Midwest and Standard Oil Refineries (1921-1932), and an yttrium processing plant (1956-1957). In the 1970s and 1980s, the property was reportedly utilized as a logging business, an automotive paint and body shop, and a trash disposal business. While operating as a refinery in the 1920s and 1930s, products manufactured by the refinery included gasoline, kerosene, furnace oil, distillate, fuel oil, and various grades of road oils which were shipped to Salt Lake City via the adjacent rail line (URS 2011). The property has been abandoned for approximately the last 20 years. The property was purchased by the Laramie Rivers Conservation District (LRDC) in 2012.

Date and Time Checklist Completed: June 30, 2014

Checklist Completed by: Aaron Maier / Senior Ecologist

Type of Chemical Spill/Release: Trihydro reviewed the previous investigation reports of the site, investigations of other adjacent properties, and the results of two 2014 quarterly sampling events. These reports included the following:

- Phase I - Environmental Site Assessment for Targeted Brownfields Assessment (URS 2012a)
- Phase II - Analytical Results Report for Targeted Brownfields Assessment (URS 2012b)
- Phase II - Analytical Results Report for Targeted Brownfields Assessment (URS 2011)
- Well Completion and Quarterly Sampling Report (Trihydro 2014a)
- Second Quarterly Sampling Report (Trihydro 2014b)

Based on a review of the reports listed above, the contaminants present at the site include diesel range organics (DRO), gasoline range organics (GRO), metals, semi-volatile organic compounds (SVOCs) including

polyaromatic hydrocarbons (PAHs). Data indicate that SVOCs (PAHs) and metals (boron, cadmium, chromium, iron, lead, manganese, mercury, selenium and thallium) are the primarily identified contaminants of concern in surface and subsurface soils. DRO and SVOCs (1-methylnaphthalene) are the primarily identified contaminants of concern in groundwater.

Part 2: Ecological Exclusion Checklist

1. *Is the areal extent of the chemical release (i.e., the affected area) less than one-half of an acre or completely covered by maintained landscape (such as lawns and flowerbeds), gravel, asphalt, concrete (such as roadways and parking lots), buildings, or other structures.*

   The areal extent of the affected area is greater than one-half of an acre, but the site is partially covered by old buildings, concrete, and other structures that are scheduled for demolition in 2014, with the remaining portion of the site covered in grass. The future use scenario for the site is shown on Figure 2. Following demolition and cleanup, LRCD's potential future plans include construction of an office building and shop on the site, and potentially teaching gardens and an arboretum. To date, the specific location of the proposed office building has not yet been determined. The timeframe for construction will be dependent on available funding. Additionally, the Wyoming Department of Transportation (WYDOT) plans to construct a bypass for Harney Street that will cross the southern portion of the property. The proposed location of the bypass, is shown on Figure 2. Based upon the proposed redesign of the site, there will be very limited ecological habitat.

   And

   Are all ditches, streams, rivers, ponds, lakes, reservoirs, or other water bodies more than one quarter of a mile from the affected area?

   The Laramie River is located approximately one-quarter mile west of the Site. The Site is underlain by alluvial floodplain deposits from the Laramie River composed of interlayered sands and gravels. Alluvium is approximately 10 to 12 feet (ft) thick in the area and extends along the Laramie River for about 0.5 mile east of the Site, 12 miles west and south, and approximately 30 miles north of the Site. A very fine-grained sandstone underlies the alluvium in the area and is exposed in the bed of the Laramie River west of the Site. A potential contaminant migration pathway exists via groundwater from the Site to the Laramie River that may affect ecological receptors.

   And

   Does a search of the Wyoming Natural Diversity Database (WYNDD) indicate that no rare, threatened, or endangered species have been documented at the site or within one-quarter mile of the site?

   WYNDD provided data indicating that it is unlikely that threatened/endangered (T&E) species exist within Section 33, Township 16 North, Range 73 West (Attachment 1). The results of the WYNDD query results

focus on the Site itself and a 4-mile buffer surrounding it. The WYNDD query documents "known or suspected" observations of greater sage-grouse (*Centrocercus urophasianus*; Candidate species) within the request area. The State of Wyoming manages greater sage-grouse under Executive Order 2011-5. The Site is not located within greater sage-grouse core area and no leks exist nearby. Additionally, the Site is located within an urban corridor (e.g. City of Laramie) and lacks habitat suitable for the greater sage-grouse. No other listed T&E species are documented within the project area. Other species may be present and are described in the WYNDD report (Attachment 1), but none are statutorily protected species (i.e., T&E species).

2. *Which is/are potentially affected?*

   Surface Soil (0-5 feet deep) ***Subsurface Soil (deeper than 5 feet)***

   Surface Water ***Groundwater*** *Surface Sediment (0-4 inches deep)*

   Subsurface Sediment (deeper than 4 inches) *Air*

   *Potentially affected media are **underlined/bolded** above and individually described below.*

3. *Are Important or sensitive habitats present within the affected area? (Yes, No, Unknown)*

   Note: Important habitats include fish bearing water bodies (possibly including ditches, streams, rivers, ponds, lakes, or reservoirs) and habitats that are uncommon (such as pools/wetlands in arid basins) or that many fish or wildlife are known to use.

   Sensitive habitats include local, state, or federal natural areas, refuges, reserves, or preserves, wetlands, areas where habitat, fish, or wildlife restoration will be conducted, other lands designated for wildlife habitat and/or use, or unique or rare habitats such as thermal hot springs, or those habitats that contain unique or rare plants, fish, or wildlife.

   No. There are no important or sensitive habitats within the affected area. The affected area is within city limits and natural habitat is not present.

4. *Is the potentially affected area likely to attract or be a feeding area or resting site for rare, threatened, or endangered species or for a large number of non-protected wildlife? (Yes, No, Unknown).*

   Note: Use the rare, threatened, or endangered species information from question 1 to aid in answering this question.

   No. The affected area is not likely to attract or be a feeding area or resting site for rare, threatened, or endangered species or for a large number of non-protected wildlife. The Site consists largely of paved areas, concrete, roadways, and buildings. Much of the site is slated for demolition in 2014.

5. *Is it likely that site-related chemicals will migrate to other areas where important or sensitive habitats, or rare, threatened, or endangered species will be present? (Yes, No, Unknown)*

   Unknown. Outside the source area, potential exposure pathways included migration of groundwater, and storm water discharge to surface soils and surface waters. The Laramie River is located within one-quarter mile and limited potential exists for contaminant migration to the river.

6. *Could site-related chemicals or their remediation result in physical harm (such as coating with oil, excavating habitat, or destroying many nests) to individuals, a protected (i.e. threatened, or endangered) species, or a large number of non-protected fish or wildlife. (Yes, No, Unknown)*

   No. There are no naturally occurring water-bodies, including wetlands, located within the affected area of the Site. The Site ground surface is paved or covered with buildings and there is minimal vegetation to support wildlife habitat.

Part 3: Ecological Exclusion Documentation

Figures

Figure 1: Site Location Map, Wyoming Department of Environmental Quality, Laramie Former Yttrium Plant

Figure 2: Future Use Map, Wyoming Department of Environmental Quality, Laramie Former Yttrium Plant

Attachments

Attachment 1: Documentation from the Wyoming Natural Diversity Database

Attachment 2: Site Photographs

Part 4: Ecological Exclusion Assessment

I have prepared or reviewed this Ecological Exclusion Assessment and swear that the information contained in it is accurate and represents actual site conditions. I certify that the Ecological Exclusion Assessment and all attachments were prepared by me or under my direct supervision by qualified personnel capable of properly gathering and evaluating the information submitted. I am aware that there are significant penalties for submitting false information.

Name: Aaron Maier

Title: Senior Ecologist

Date: June 30, 2014

References

Trihydro. 2014a. Well Completion and Quarterly Sampling Report, Laramie Former Yttrium Plant, Wyoming Department of Environmental Quality, Voluntary Remediation Program Site #58.162, Laramie, Wyoming. March 18, 2014.

Trihydro. 2014b. Second Quarterly Sampling Report, Laramie Former Yttrium Plant, Wyoming Department of Environmental Quality, Voluntary Remediation Program Site #58.162, Laramie, Wyoming. May 19, 2014.

URS Corporation. 2011. Phase II – Analytical Results Report for Targeted Brownfields Assessment. Laramie, Wyoming. December 7, 2011.

URS Corporation. 2012a. Phase I Environmental Site Assessment for Targeted Brownfields Assessment. Laramie, Wyoming. May 10, 2012.

URS Corporation. 2012b. Phase II – Analytical Results Report for Targeted Brownfields Assessment. Laramie, Wyoming. Laramie, Wyoming. October 29, 2012.

FIGURES

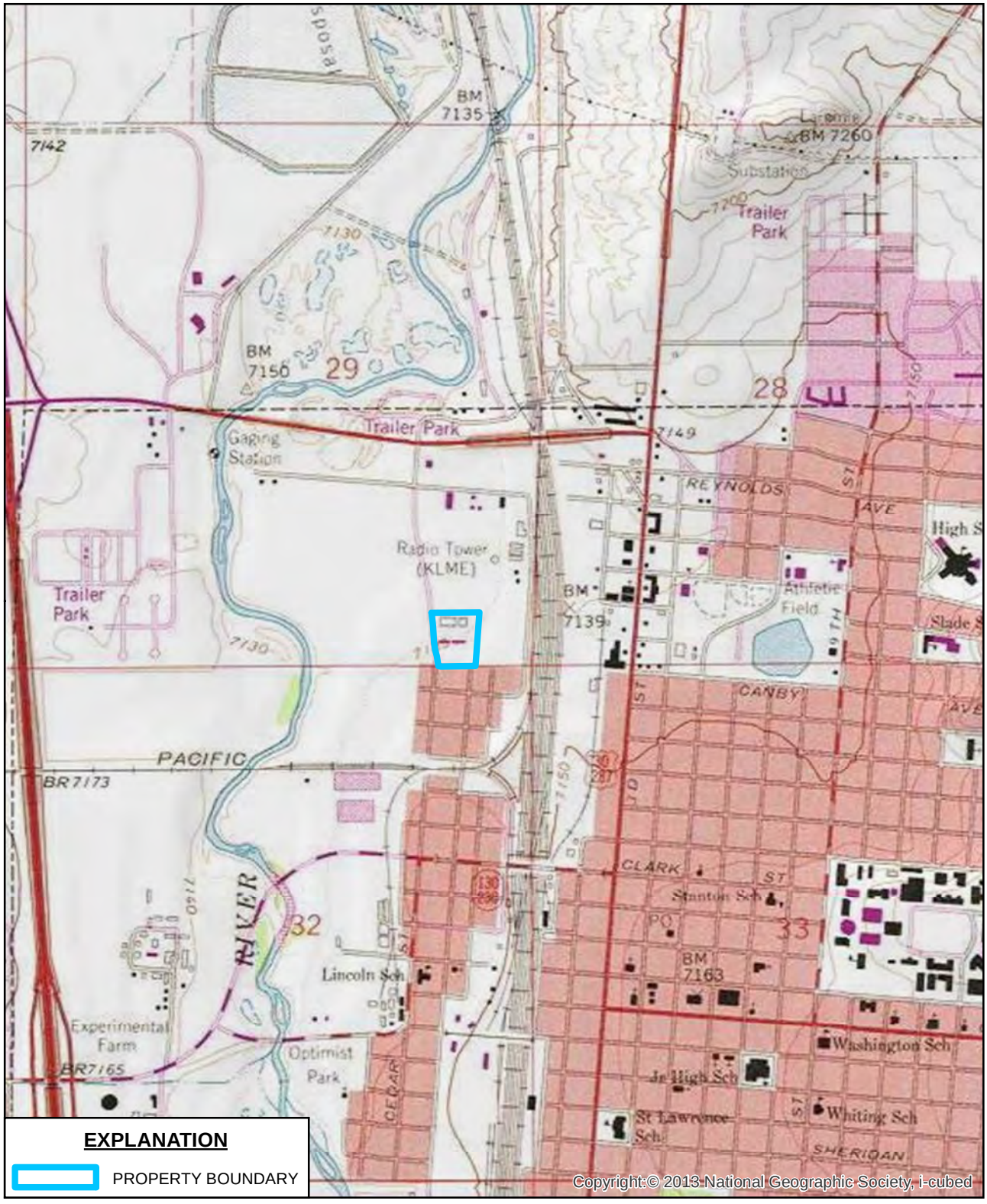

N

0 2,000 '

Trihydro CORPORATION
1252 Commerce Drive
Laramie, WY 82070
www.trihydro.com
(P) 307/745.7474 (F) 307/745.7729

FIGURE 1

SITE LOCATION MAP

WYOMING DEPARTMENT OF ENVIRONMENTAL QUALITY LARAMIE FORMER YTTRIUM PLANT

Drawn By: JDF	Checked By: RA	Scale: 1 " = 2,000 '	Date: 6/20/14	File: WDEQ_LY_SiteLoc.mxd

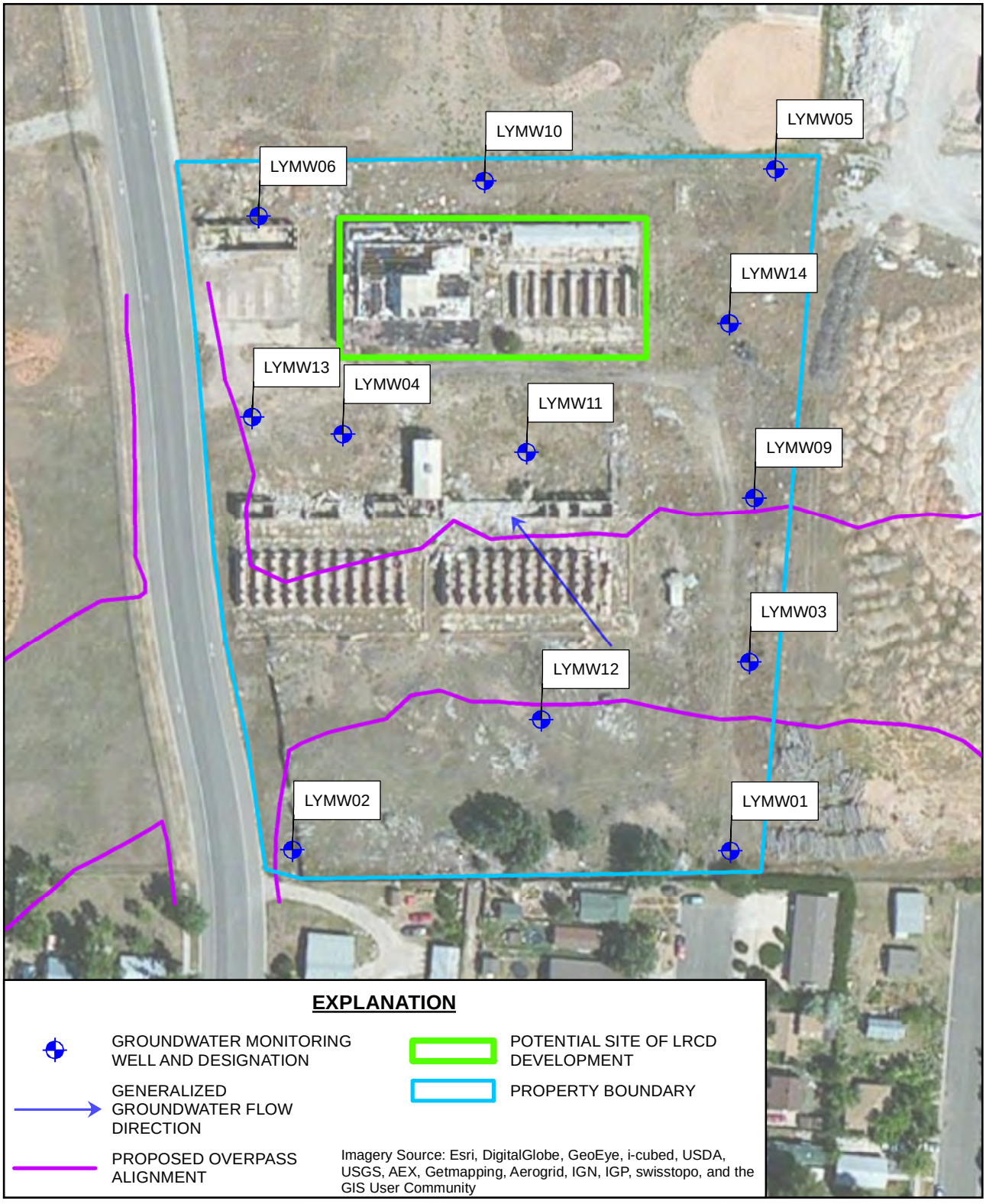

EXPLANATION

- GROUNDWATER MONITORING WELL AND DESIGNATION
- GENERALIZED GROUNDWATER FLOW DIRECTION
- PROPOSED OVERPASS ALIGNMENT
- POTENTIAL SITE OF LRCD DEVELOPMENT
- PROPERTY BOUNDARY

Imagery Source: Esri, DigitalGlobe, GeoEye, i-cubed, USDA, USGS, AEX, Getmapping, Aerogrid, IGN, IGP, swisstopo, and the GIS User Community

N

0 150'

Trihydro CORPORATION

1252 Commerce Drive
Laramie, WY 82070
www.trihydro.com
(P) 307/745.7474 (F) 307/745.7729

FIGURE 2

FUTURE USE MAP

WYOMING DEPARTMENT OF ENVIRONMENTAL QUALITY
LARAMIE FORMER YTTRIUM PLANT
LARAMIE, WYOMING

Drawn By: JDF	Checked By: RA	Scale: 1 " = 150 '	Date: 6/20/14	File: WDEQ_LY_FutureUse.mxd

ATTACHMENT 1

Wyoming Natural Diversity Database

Biologist Comments

Prepared for: Jana White– Trihydro Corporation
Project Description: Ecological Risk Assessment evaluation under WDEQ Fact Sheet 14 for a site located in Section 29, Township 16 North, Range 73 West, Albany County, Wyoming.

The following list includes requested species for which WYNDD's Biotics database contains documented observations within or near the request area, as well as those that have historically occurred there or might occur there because suitable habitat exists and the species' range overlaps the area (as determined by an expert range mapping team). At this time, WYNDD biologists are in the field and are unable to provide request-specific comments on the list.

Observation Overlap definitions:
Request Area-- Observations overlapping the request area (section 29) are documented, see accompanying data files.
Buffer Area-- Observations overlapping the 4-mile buffer of the request area are documented, see accompanying files.
None Documented-- WYNDD has no documented observations of this species within 4 miles of the request area, but it is possible that it occurs there based on the accepted range of the species and local habitat.

Range Overlap definitions:
Known or Suspected -- The range mapping team is aware of at least one documented observation of the species within the watershed since 1985, and there is no evidence to suggest that habitat has changed sufficiently that the species is now extirpated. Or, the range mapping team is not aware of a recently documented observation of the species within the watershed since 1985, but they believe the species is likely to occupy it for one of two reasons: 1)There is a documented observation of the species in the watershed prior to 1985, and experts agree that habitat and population conditions have probably not changed enough to preclude continued occupation; 2)There are no documented observations of the species in the watershed, but experts agree that habitat for the species is present within the watershed and it is close enough to known population centers for individuals to occupy it.
Accidental -- The range mapping team is aware of a documented observation of the species in the watershed, but the species is not believed to be a regular resident there. This designation is most common for birds and wide-ranging mammals (e.g., wolverine, lynx), which are highly mobile and/or migratory and often occur sporadically in areas outside of their regularly-occupied range. It may also apply to species that are incidentally transported by humans (e.g., turtles or snakes collected as 'pets').
Historical -- The range mapping team agrees that the watershed was historically part of a species' range, but does not believe it is part of the current range based on recent surveys and/or assessments.

Please note that absence of a species from this list is not proof that the species in question does not exist there. It is highly possible that people have never looked for, or reported, information on some species in the request area. Our data for private land is particularly sparse, so absence of information on private parcels should be considered with caution. Also, please note that only species that WYNDD actively tracks are included on this list. **If you have any new occurrences of any of these species to report please do so via the Submit Data forms on our website. Please help us keep our database current and useful to future requesters: ask us about our data exchange policy!**

The following USFWS listed species' range and documentation overlap the request area as follows:

SCIENTIFIC NAME	COMMON NAME	OBSERVATION OVERLAP	RANGE OVERLAP	USFWS ESA
Anaxyrus baxteri	Wyoming Toad	Request Area	Historical	Listed Endangered (LE)
Centrocercus urophasianus	Greater Sage-Grouse	Request Area	Known or Suspected	Candidate; Warranted but Precluded (C)
Zapus hudsonius preblei	Preble's Meadow Jumping Mouse	None Documented	Known or Suspected	Listed Threatened (LT)
Ursus arctos arctos	Grizzly Bear	Request Area	Historical	Listed Threatened (LT)
Mustela nigripes	Black-footed Ferret	Request Area	Historical	Listed Endangered (LE), and Endangered - Nonessential Experimental Population (LEXN)

The following requested species' range and documentation overlap the area of interest as follows:

SPECIES	OBSERVATION OVERLAP	RANGE OVERLAP	HERITAGE RANK	AGENCY STATUS
Crustaceans				
Branchinecta paludosa Circumpolar Fairy Shrimp	None Documented Lives in temporary pools without fish. Winters as cysts and active during summer.	Known or Suspected	G5/S4	WGFD: NSSU (U), Tier 3.
Branchinecta constricta A Fairy Shrimp	None Documented A wind dispered fairy shrimp found in temporary aquatic habitats without fish.	Known or Suspected	G2/S4	WGFD: NSSU (U), Tier 3.
Lepidurus couesii Couse tadpole shrimp	None Documented Lives in temporary pools without fish. Winters as cysts and active during summer.	Known or Suspected	G4/S3	WGFD: NSSU (U), Tier 3.
Triops longicaudatus Longtail Tadpole Shrimp	None Documented	Known or Suspected	G5/S4	WGFD: NSSU (U), Tier 3.
Insects				
Euphilotes rita coloradensis A Rita Dotted-Blue subspecies	**Request Area** Inhabits arid areas, such as prairie and desert. Very rare or only locally abundant throughout its range. **WYNDD Biologist Comments: The one record intersecting the request area is known only as precisely as "Albany County".**	Known or Suspected	G3G4T2T3/S3	
Osmia tanneri A Mason Bee	**Request Area** An uncommon bee known from Utah, Colorado, and Wyoming. Generally makes nests under rocks with mud cells.	Known or Suspected	G3G5/SH	
Amphibians				

SPECIES	OBSERVATION OVERLAP	RANGE OVERLAP	HERITAGE RANK	AGENCY STATUS
Ambystoma mavortium	**Request Area**	Known or Suspected	G5/S4	
Tiger Salamander	Tiger salamanders can be found in fairly moist environments ranging from rodent burrows to window wells to burrows in sand dunes. Larvae found in intermittent streams, ponds, and lakes.			
Anaxyrus baxteri	**Request Area**	Historical	G1/S1	USFWS ESA: Listed Endangered (LE). WGFD: NSS1 (Aa), Tier 1.
Wyoming Toad	This species is endemic to Albany County, Wyoming and is thought to be currently extant only in a few lakes of the Laramie River Basin. **WYNDD Biologist Comments: The records in intersecting the request area are historical.**			
Lithobates pipiens	**Buffer Area**	Known or Suspected	G5/S3	USFWS ESA: Not Warranted for Listing (NW). USFS: Region 2 Sensitive. WY BLM: Sensitive. WGFD: NSSU (U), Tier 3.
Northern Leopard Frog	Found near permanent water in areas up to about 9,000 feet. Lower elevation sites are usually swampy cattail marshes and higher ones tend to be beaver ponds.			
Birds				
Accipiter gentilis	**Request Area**	Known or Suspected	G5/S2B,S3N	USFWS ESA: Not Warranted for Listing (NW). USFS: Region 2 Sensitive, Region 4 Sensitive. WY BLM: Sensitive. WGFD: NSSU (U), Tier 1.
Northern Goshawk	Open montane conifer forest or aspen.			
Aechmophorus clarkii	None Documented	Known or Suspected	G5/S1B	WGFD: NSSU (U), Tier 2.
Clark's Grebe	Ponds, lakes, and reservoirs.			
Ammodramus savannarum	None Documented	Known or Suspected	G5/S4	USFS: Region 2 Sensitive. WGFD: NSS4 (Bc), Tier 2.
Grasshopper Sparrow	"Mid-grass" prairie, tall-grass prairie, hay meadows, and open savanna.			
Aphelocoma californica	**Request Area**	Accidental	G5/S1	WGFD: NSS3 (Bb), Tier 2.
Western Scrub-Jay	Juniper woodlands.			
Aquila chrysaetos	**Request Area**	Known or Suspected	G5/S4B,S4N	
Golden Eagle	Open grasslands and shrublands especially around cliffs and canyons.			
Artemisiospiza nevadensis	None Documented	Accidental	G5/S3	USFS: Region 2 Sensitive. WY BLM: Sensitive. WGFD: NSS4 (Bc), Tier 2.
Sagebrush Sparrow	Medium to tall sagebrush shrubland.			
Asio flammeus	**Request Area**	Known or Suspected	G5/S2	USFS: Region 2 Sensitive. WGFD: NSS4 (Bc), Tier 2.
Short-eared Owl	Open grasslands, meadows, marshes, and farmland, especially around tall grass or weeds.			
Athene cunicularia	**Buffer Area**	Known or Suspected	G4/S4B	USFS: Region 2 Sensitive. WY BLM: Sensitive. WGFD: NSSU (U), Tier 1.
Burrowing Owl	Burrowing Owl inhabits dry, open areas with no trees and relatively short herbaceous vegetation, including grasslands, badlands and short-stature shrublands. In Wyoming, they are predominantly associated with prairie dog towns.			

SPECIES	OBSERVATION OVERLAP	RANGE OVERLAP	HERITAGE RANK	AGENCY STATUS
Aythya collaris	None Documented	Known or Suspected	G5/S4B	
Ring-necked Duck	During breeding season, Ring-necked Duck inhabits freshwater marshes in boreal forests. It is a diving duck, but can occur in shallow waters where open water is bordered by emergent vegetation, including beaver ponds. During migration, these ducks stop in shallow lakes and impoundments with dense stands of emergent vegetation.			
Botaurus lentiginosus	None Documented	Known or Suspected	G4/S3B	USFS: Region 2 Sensitive. WGFD: NSS3 (Bb), Tier 2.
American Bittern	Marshes and vegetated shorelines, especially cattails and bulrushes.			
Bucephala clangula	**Request Area**	Known or Suspected	G5/S3B	
Common Goldeneye	Lakes, rivers, and reservoirs.			
Buteo regalis	**Request Area**	Known or Suspected	G4/S4B,S5N	USFS: Region 2 Sensitive. WY BLM: Sensitive. WGFD: NSSU (U), Tier 1.
Ferruginous Hawk	Ferruginous Hawk inhabits prairies, low shrublands and badlands. It tends to nest in trees near streams, on steep slopes, and on mounds in open desert.			
Bucephala albeola	None Documented	Known or Suspected	G5/S2B	
Bufflehead	Lakes, ponds, rivers, reservoirs.			
Catherpes mexicanus	**Buffer Area**	Known or Suspected	G5/S2S3	
Canyon Wren	Rocky canyons and cliffs.			
Calcarius ornatus	**Buffer Area**	Known or Suspected	G5/S1	USFS: Region 2 Sensitive. WGFD: NSS4 (Bc), Tier 2.
Chestnut-collared Longspur	Medium height grass, especially meadows around ponds.			
Centrocercus urophasianus	**Request Area**	Known or Suspected	G3G4/S4	USFWS ESA: Candidate; Warranted but Precluded (C). USFS: Region 2 Sensitive, Region 4 Sensitive. WY BLM: Sensitive. WGFD: NSS2 (Ba), Tier 1.
Greater Sage-Grouse	Sagebrush basins and foothills.			
Chlidonias niger	None Documented	Known or Suspected	G4/S1	USFS: Region 2 Sensitive. WGFD: NSS3 (Bb), Tier 2.
Black Tern	Ponds, lakes, reservoirs, and marshes.			
Charadrius montanus	**Request Area**	Known or Suspected	G3/S2B,S3B	USFWS ESA: Not Warranted for Listing (NW). USFS: Region 2 Sensitive. WY BLM: Sensitive. WGFD: NSSU (U), Tier 1.
Mountain Plover	Sparse shortgrass or mixed grass prairie. Also in short-sagebrush plains. Often associated with prairie dog towns.			
Cinclus mexicanus	**Request Area**	Known or Suspected	G5/S4	
American Dipper	Fast flowing rocky streams mostly in mountains, moves to lower elevation streams and rivers in winter. The Black Hills population of South Dakota was petitioned for listing under the ESA on September 29, 2008.			

SPECIES	OBSERVATION OVERLAP	RANGE OVERLAP	HERITAGE RANK	AGENCY STATUS
Coccyzus americanus	**Request Area**	Accidental	G5/S1	USFS: Region 2 Sensitive, Region 4 Sensitive. WY BLM: Sensitive. WGFD: NSSU (U), Tier 3.
Yellow-billed Cuckoo	Generally found in open woodlands with a dense, scrubby understory. In Wyoming it occurs almost exclusively in large cottonwood riparian corridors.			
Coccyzus erythropthalmus	None Documented	Known or Suspected	G5/S2	
Black-billed Cuckoo	Deciduous woods and thickets, usually along large streams.			
Cygnus columbianus	None Documented	Accidental	G5/S2N	
Tundra Swan	Ponds, lakes, and reservoirs.			
Dolichonyx oryzivorus	None Documented	Known or Suspected	G5/S2	WGFD: NSS4 (Bc), Tier 2.
Bobolink	Tall grass, usually with overlooking perch.			
Egretta thula	**Buffer Area**	Known or Suspected	G5/S3B	WGFD: NSS3 (Bb), Tier 2.
Snowy Egret	Ponds, lakes, and reservoirs.			
Empidonax hammondii	None Documented	Known or Suspected	G5/S4	
Hammond's Flycatcher	Tall, moist montane conifer forest, especially along streams.			
Falco peregrinus	**Buffer Area**	Known or Suspected	G4/S2	USFWS ESA: Delisted, formally monitored (DM). USFS: Region 2 Sensitive, Region 4 Sensitive. WY BLM: Sensitive. WGFD: NSS3 (Bb), Tier 2.
Peregrine Falcon	Mountainous zones or cliffs near large lakes and rivers.			
Falco columbarius	**Request Area**	Known or Suspected	G5/S3B,S4N	WGFD: NSSU (U), Tier 3.
Merlin	Open woodlands, grasslands, and shrublands sometimes in cities in winter.			
Gavia immer	**Buffer Area**	Known or Suspected	G5/S1B,S2N	USFS: Region 4 Sensitive. WGFD: NSS1 (Aa), Tier 1.
Common Loon	Nests on medium to large lakes not disturbed by humans; during migration found on ponds, lakes and reservoirs.			
Grus canadensis	None Documented	Known or Suspected	G5/S3B,S5N	WGFD: NSS4 (Bc), Tier 3.
Sandhill Crane	Meadows, marshes, shorelines, and grain fields.			
Haliaeetus leucocephalus	**Request Area**	Known or Suspected	G5/S3B,S5N	USFWS ESA: Delisted, formally monitored (DM). USFS: Region 2 Sensitive, Region 4 Sensitive. WY BLM: Sensitive. WGFD: NSS2 (Ba), Tier 1.
Bald Eagle	Wooded areas usually along rivers, lakes, reservoirs; sometimes in open country.			
Himantopus mexicanus	None Documented	Known or Suspected	G5/S3B	
Black-necked Stilt	Marshes, ponds, and shores.			
Junco hyemalis	None Documented	Known or Suspected	G5/S5B,S5N	
Dark-eyed Junco	Open woodlands and woodland edges. Cities and towns in winter.			

SPECIES	OBSERVATION OVERLAP	RANGE OVERLAP	HERITAGE RANK	AGENCY STATUS
Junco hyemalis aikeni	None Documented	Known or Suspected	G5T4/S3	
White-winged Junco	Open woodlands and woodland edges. Cities and towns in winter.			
Lanius ludovicianus	**Request Area**	Known or Suspected	G4/S3	USFS: Region 2 Sensitive. WY BLM: Sensitive.
Loggerhead Shrike	Open country with scattered trees and shrubs.			
Larus argentatus	None Documented	Known or Suspected	G5/SNA	
Herring Gull	Lakes, reservoirs, wet meadows, and fields.			
Larus delawarensis	**Request Area**	Known or Suspected	G5/S2	
Ring-billed Gull	Lakes, reservoirs, fields, garbage dumps, and wet meadows.			
Larus californicus	**Buffer Area**	Known or Suspected	G5/S2B	
California Gull	Lakes, reservoirs, wet meadows, fields, and garbage dumps.			
Leucosticte atrata	**Request Area**	Known or Suspected	G4/S1B,S2N	WGFD: NSSU (U), Tier 2.
Black Rosy-Finch	Above timberline, usually near cliffs, rocky areas and snowfields. Can be found in open country and towns in the winter.			
Leucosticte australis	**Request Area**	Known or Suspected	G4/S1	WGFD: NSSU (U), Tier 2.
Brown-capped Rosy-Finch	Above timberline, especially near cliffs, rocky areas, and snowfields.			
Loxia leucoptera	**Request Area**	Known or Suspected	G5/S2	
White-winged Crossbill	Conifer forest with an abundance of cones, especially mature spruce on high ridges.			
Megascops asio	**Request Area**	Known or Suspected	G5/S3	
Eastern Screech-Owl	Wooded river and stream bottoms, usually with cottonwoods.			
Melanerpes lewis	**Request Area**	Known or Suspected	G4/S2	USFS: Region 2 Sensitive. WGFD: NSSU (U), Tier 2.
Lewis's Woodpecker	Open, mature ponderosa pine forest, recently burned forest, and mature riparian forests.			
Numenius americanus	**Request Area**	Known or Suspected	G5/S3B	USFS: Region 2 Sensitive. WY BLM: Sensitive. WGFD: NSS3 (Bb), Tier 2.
Long-billed Curlew	Meadows, pastures, shorelines, and marshes.			
Nycticorax nycticorax	**Buffer Area**	Known or Suspected	G5/S3B	WGFD: NSS3 (Bb), Tier 2.
Black-crowned Night-Heron	Marshes and wooded streams.			
Oreoscoptes montanus	**Buffer Area**	Known or Suspected	G5/S5	WY BLM: Sensitive. WGFD: NSS4 (Bc), Tier 2.
Sage Thrasher	Tall sagebrush and greasewood.			
Oreothlypis virginiae	None Documented	Known or Suspected	G5/S1	
Virginia's Warbler	Riparian woodlands and brushy slopes.			
Pandion haliaetus	**Buffer Area**	Known or Suspected	G5/S3B	
Osprey	Wooded areas along lakes and rivers.			

SPECIES	OBSERVATION OVERLAP	RANGE OVERLAP	HERITAGE RANK	AGENCY STATUS
Passerina caerulea	None Documented	Known or Suspected	G5/S3B	
Blue Grosbeak	Thickets, stream sides, woodland edges.			
Pelecanus erythrorhynchos	**Buffer Area**	Known or Suspected	G4/S1B	
American White Pelican	American White Pelicans breed in colonies on isolated islands in freshwater lakes or shallow wetlands. They forage primarily in shallow water on inland marshes and along lake or river edges, though they can feed in deeper waterbodies when warm summer temperatures bring fish near the surface. In Wyoming, there are only a few breeding colonies, but non-breeding individuals are widely distributed.			
Phalaropus lobatus	None Documented	Known or Suspected	G4G5/S3N	
Red-necked Phalarope	Ponds, shorelines, and wet meadows.			
Pheucticus ludovicianus	**Buffer Area**	Known or Suspected	G5/S1	
Rose-breasted Grosbeak	Riparian woodlands and cities and towns.			
Plegadis chihi	**Buffer Area**	Known or Suspected	G5/S1B	WY BLM: Sensitive. WGFD: NSS3 (Bb), Tier 2.
White-faced Ibis	The White-faced Ibis breeds in freshwater wetlands with areas of open water mixed with emergent vegetation that are large enough to support a colony. They will sometimes use flooded meadows and fields to forage. Nests occur in vegetation, such as bushes, shrubs, low trees, cattails, or bulrush over shallow water. During migration, they will use a wider variety of wetland habitats, including vegetated streams, mudflats, moist meadows, and small marshes.			
Rallus limicola	None Documented	Known or Suspected	G5/S3B	WGFD: NSS3 (Bb), Tier 2.
Virginia Rail	Densely vegetated marshes, especially cattails and bulrushes.			
Regulus satrapa	**Request Area**	Known or Suspected	G5/S3B,S4N	
Golden-crowned Kinglet	Mature spruce forest, usually along streams. Descend to lower elevations in winter.			
Recurvirostra americana	**Buffer Area**	Known or Suspected	G5/S3B	
American Avocet	Marshes, ponds, and shores, especially alkaline areas.			
Rhynchophanes mccownii	**Request Area**	Known or Suspected	G4/S2	USFS: Region 2 Sensitive. WGFD: NSS4 (Bc), Tier 2.
McCown's Longspur	Sparsely vegetated shortgrass prairie.			
Selasphorus calliope	None Documented	Known or Suspected	G5/S3	
Calliope Hummingbird	Meadows, parks, open woodlands, and willow and alder thickets, usually in montane conifer forest.			
Setophaga townsendi	**Buffer Area**	Known or Suspected	G5/SNA	
Townsend's Warbler	Conifer forest, usually mature spruce-fir. Other pines during migration. Usually high in the trees.			
Sialia sialis	**Buffer Area**	Accidental	G5/S2	
Eastern Bluebird	Open woodlands.			
Sitta pygmaea	**Buffer Area**	Known or Suspected	G5/S2	WGFD: NSSU (U), Tier 2.
Pygmy Nuthatch	Mature ponderosa pine forest.			
Spizella breweri	**Buffer Area**	Known or Suspected	G5/S5	USFS: Region 2 Sensitive. WY BLM: Sensitive. WGFD: NSS4 (Bc), Tier 2.
Brewer's Sparrow	Sagebrush foothills and medium-height sagebrush in basins. Also, mountain mahogany hills.			

SPECIES	OBSERVATION OVERLAP	RANGE OVERLAP	HERITAGE RANK	AGENCY STATUS
Spizella pallida	None Documented	Known or Suspected	G5/S3B	
Clay-colored Sparrow	Brushy riparian areas and brushy woodland edges.			
Sterna hirundo	None Documented	Known or Suspected	G5/S1	
Common Tern	Lakes and reservoirs.			
Sterna forsteri	**Buffer Area**	Known or Suspected	G5/S1	WGFD: NSS3 (Bb), Tier 2.
Forster's Tern	Lakes, reservoirs, and marshes.			
Tyto alba	None Documented	Known or Suspected	G5/S2	
Barn Owl	Open country around abandoned buildings, barns, holes in cut banks, and cliffs.			
Vireo olivaceus	None Documented	Known or Suspected	G5/S3B	
Red-eyed Vireo	Deciduous and mixed forests, city shade trees.			
Fishes				
Luxilus cornutus	None Documented	Known or Suspected	G5/S3S4	WGFD: NSS4 (Bc), Tier 3.
Common Shiner	Occurs in clear, gravel-bottomed streams and small rivers in central and southeastern Wyoming; sometimes in small lakes.			
Mammals				
Canis lupus	**Request Area**	Historical	G4G5/S1	USFWS ESA: Proposed for Delisting (PD). USFS: Region 2 Sensitive, Region 4 Sensitive.
Gray Wolf	Formerly thought to be extinct in Wyoming, reintroduction in the Yellowstone area has lead to a viable population in that portion of the state. The gray wolf occupies a variety of habitats in that area, often associated with ungulate herds, such as elk. **WYNDD Biologist Comments: The records in intersecting the request area are historical.**			
Corynorhinus townsendii	**Buffer Area**	Known or Suspected	G3G4/S2	USFS: Region 2 Sensitive, Region 4 Sensitive. WY BLM: Sensitive. WGFD: NSS2 (Ba), Tier 1.
Townsend's Big-eared Bat	Hibernates and day-roosts in caves and mines and will use buildings as day roosts. Typical habitat includes desert shrublands, pinyon-juniper woodlands, and dry conifer forests, generally near riparian or wetland areas.			
Cynomys leucurus	**Buffer Area**	Known or Suspected	G4/S3	USFWS ESA: Not Warranted for Listing (NW). USFS: Region 2 Sensitive. WY BLM: Sensitive.
White-tailed Prairie Dog	Found in grassland and shrub-grass communities, often with loose, sandy soils. Colonies are usually not as large or dense as black-tailed prairie dog colonies.			
Ictidomys tridecemlineatus	None Documented	Known or Suspected	G5/S5	
Thirteen-lined Ground Squirrel	Found in a variety of grasslands and shrublands, particularly those with short herbaceous vegetation.			
Lasionycteris noctivagans	**Buffer Area**	Known or Suspected	G5/S3B	
Silver-haired Bat	Occur in a wide variety of habitats across Wyoming. Roosts: trees, caves, mines, houses.			

SPECIES	OBSERVATION OVERLAP	RANGE OVERLAP	HERITAGE RANK	AGENCY STATUS
Lasiurus cinereus	**Buffer Area**	Known or Suspected	G5/S4	USFS: Region 2 Sensitive.
Hoary Bat	Widespread and mobile, hoary bats are found in shrublands, grasslands, and aspen-pine forests near roosting habitat. Roosts: deciduous trees.			
Lontra canadensis	**Buffer Area**	Known or Suspected	G5/S3	USFS: Region 2 Sensitive. WGFD: NSSU (U), Tier 2.
Northern River Otter	River otters are generally found in rivers large and clean enough to support good fish populations, including the Snake River and its tributaries.			
Mustela nigripes	**Request Area**	Historical	G1/S1	USFWS ESA: Listed Endangered (LE), and Endangered - Nonessential Experimental Population (LEXN). WGFD: NSS1 (Aa), Tier 1.
Black-footed Ferret	Always found in or near prairie dog colonies, generally on short or mixed-grass prairie. **WYNDD Biologist Comments: The records in intersecting the request area are historical.**			
Myotis thysanodes	**Buffer Area**	Known or Suspected	G4/S2	USFS: Region 2 Sensitive. WY BLM: Sensitive. WGFD: NSS3 (Bb), Tier 2.
Fringed Myotis	Found in mid-elevation grasslands, deserts and woodlands. Sometimes found in higher forests. Roosts: caves, mines, rock crevices, buildings.			
Myotis volans	**Request Area**	Known or Suspected	G5/S3B	WGFD: NSS3 (Bb), Tier 2.
Long-legged Myotis	Found in conifer and deciduous forests. Roosts include tree and rock crevices, snags and buildings.			
Myotis ciliolabrum	None Documented	Known or Suspected	G5/S3B	WGFD: NSS4 (Cb), Tier 2.
Western Small-footed Myotis	Found in montane forests, sage steppes, and shortgrass prairie. Roosts: caves, mines.			
Myotis lucifugus	**Buffer Area**	Known or Suspected	G3/S5	USFWS ESA: Petition Under Review (UR). WGFD: NSS4 (Cb), Tier 2.
Little Brown Myotis	Little brown bats are found in a variety of habitat types where roosts are available, including prairies, shrublands, deciduous woodlands and conifer forests. It can roost in may structures including caves, mines, buildings, tree cavities, and rock crevices. Hibernation occurs largely in caves and mines.			
Perognathus fasciatus	None Documented	Known or Suspected	G5/S4	WGFD: NSS4 (Cb), Tier 2.
Olive-backed Pocket Mouse	Dry habitats ranging from gravelly soils to sandy areas of short grass prairies to sand dunes.			
Sciurus aberti	**Buffer Area**	Known or Suspected	G5/S1	
Abert's Squirrel	Ponderosa pine connected to the main population in northern Colorado.			
Sorex nanus	**Buffer Area**	Known or Suspected	G4/S4	WGFD: NSS3 (Bb), Tier 2.
Dwarf Shrew	Historically, found in alpine rubble slopes and conifer forests above 4,000 m. Sometimes found in prairie and pinyon-juniper at lower elevations.			
Urocitellus elegans	**Buffer Area**	Known or Suspected	G5/S3S4	
Wyoming Ground Squirrel	Found in open habitats from sage grasslands to alpine meadows.			
Ursus arctos arctos	**Request Area**	Historical	G4T4/S1	USFWS ESA: Listed Threatened (LT).
Grizzly Bear	Formerly a habitat generalist but now occurs only in the montane regions of northwest Wyoming, where found in a wide variety of habitats from open grassland plateaus to conifer forest. **WYNDD Biologist Comments: The records in intersecting the request area are historical.**			

SPECIES	OBSERVATION OVERLAP	RANGE OVERLAP	HERITAGE RANK	AGENCY STATUS
Vulpes velox	**Buffer Area**	Known or Suspected	G3/S2	USFWS ESA: Not Warranted for Listing (NW). USFS: Region 2 Sensitive. WY BLM: Sensitive. WGFD: NSS4 (Cb), Tier 2.
Swift Fox	Swift foxes occupy shortgrass prairie, but can be found in sage-grasslands. They are particularly found in sparely vegetated areas such as prairie dog towns.			
Zapus hudsonius preblei	None Documented	Known or Suspected	G5T2/S1	USFWS ESA: Listed Threatened (LT). WY BLM: Sensitive. WGFD: NSS4 (Bc), Tier 2.
Preble's Meadow Jumping Mouse	Found in the plains and foothills of southeast Wyoming, in brushy, moist riparian corridors. The Wyoming populations of the Preble's Meadow Jumping Mouse were delisted from their Threatened status under the ESA by the USFWS on July 10th, 2008, but were relisted as Threatened under the ESA on July 7th, 2011.			
Reptiles				
Terrapene ornata ornata	**Buffer Area**	None	G5T5/S1	WGFD: NSSU (U), Tier 3.
Plains Box Turtle	Found in sandy, open grasslands. Wyoming occurrences are mainly in the North Platte River Valley. **WYNDD Biologist Comments: The one record of this species in the buffer area is from an observer of unknown credibility. The request area and buffer are outside the accepted range of this species. Further, if the record is accuarate, it may represent an pet that was let loose.**			
Plants				
Astragalus tridactylicus	**Request Area**	Known or Suspected	G4/S2	
Three-fingered milkvetch	A regional endemic of north-central Colorado and southeastern Wyoming. In Wyoming it is known from the Laramie Range, Laramie Basin and Southeastern Plains in Laramie, Albany, and Platte counties. It is found in grasslands cushion plant communities, and along roadsides, often on red sandy soils.			
Boechera perennans	**Buffer Area**	Known or Suspected	G5/S1	
Perennial rockcress	Occurs throughout the southwestern United States and northern Mexico. In Wyoming it is known only from the foothills of the southern Laramie Range in Albany County. It is found in rocky draws in limey-sandstone outcrops.			
Boechera pendulina var. russeola	**Buffer Area**	Historical	G5T3?/S3	
Daggett rockcress	Occurs in Colorado, Utah, and Wyoming. In Wyoming it is known from the Overthrust Belt, North Platte River, and Sweetwater valleys, Southern Wind River, Ferris, and Shirley mountains, the southeastern foothills of the Bighorn Mountains, and the Green River, Laramie, Great Divide, and Shirley basins in Natrona, Fremont, Carbon, Sweetwater, and Albany counties. It is found sagebrush and juniper communities in granitic or limestone soils. **WYNDD Biologist Comments: The records in intersecting the request area are historical.**			
Carex oreocharis	None Documented	Known or Suspected	G3/S2	
Grassyslope sedge	A regional endemic of the southern Rocky Mountains from southeastern Wyoming to northern Arizona. In Wyoming it is known from only five populations in the southern Laramie Range in Albany and Laramie counties. It occurs primarily on dry, gravelly, rolling plains of granite in sagebrush grassland.			
Carex parryana var. unica	**Buffer Area**	Historical	G4?Q/S2	
Halls sedge	Occurs from southwestern Manitoba to Nebraska and Colorado. In Wyoming it is known from the Southeastern Plains, Hartville Uplift, Laramie Basin, and Laramie Range in Albany, Carbon, Laramie, and Platte counties. It is found in cold springs and montane wet meadows. **WYNDD Biologist Comments: The records in intersecting the request area are historical.**			

SPECIES	OBSERVATION OVERLAP	RANGE OVERLAP	HERITAGE RANK	AGENCY STATUS
Eriogonum exilifolium	**Buffer Area**	Known or Suspected	G3/S2	USFS: Region 2 Sensitive.
Slender-leaved wild buckwheat	A regional endemic of south-central Wyoming and adjacent north-central Colorado. In Wyoming, this species is restricted to the Laramie and Shirley basins and foothills of the Medicine Bow and Laramie ranges in Albany and Carbon counties. It is found on semi-bare sandy-clay gumbo flats, white shaley-gypsum ridges, red clay hills, and limestone outcrops in cushion plant-bunchgrass communities. In the Shirley Mountains, this species is found on seleniferous clay-gumbo soils in barrow pits and dirt roadsides.			
Packera pseudaurea var. flavula	**Request Area**	Historical	G5T2T4/S1	USFS: SOLC-Med Bow NFR2-Thunder Basin NGR2.
Streambank groundsel	Occurs from Idaho to New Mexico. In Wyoming it is restricted to the Southeastern Plains, Sierra Madre, and Medicine Bow Range in Albany, Carbon, and Laramie counties. It is found in moist streamside meadows. **WYNDD Biologist Comments: The records in intersecting the request area are historical.**			
Phacelia alba	None Documented	Known or Suspected	G4G5/S1	USFS: SOLC-Med Bow NFR2-Thunder Basin NGR2.
White phacelia	Occurs from southeastern Wyoming south to New Mexico and Chihuahua, Mexico, and west to eastern Arizona and eastern Utah. In Wyoming it is known from only five extant populations in the southern Laramie Range and Laramie Basin in Albany and Laramie counties. It Occurs in dry, open places in foothills, meadows, sagebrush grasslands, and forests, often on clay-loam, gravelly, or sandy soils.			
Pinus flexilis	None Documented	Known or Suspected	G4/S4	USFS: SOLC-Black Hills NFR2. WY BLM: Sensitive.
Limber pine	Occurs from the western Dakotas to New Mexico and northern Mexico, west to California, Oregon, British Columbia and Alberta. In Wyoming, it is known from 15 counties and in most of the mountain ranges. It is usually found at higher elevations, especially treeline.			
Potamogeton illinoensis	**Request Area**	Historical	G5/S1	
Illinois pondweed	Occurs from Quebec to British Columbia south to southern California, Utah, New Mexico, and Texas. In Wyoming it is known from the Laramie Basin, Sweetwater River Valley, and Beartooth and Wind River mountains in Albany, Natrona, Park, and Sublette counties. It is found in mud-bottomed ponds, riverbanks, and marshes. **WYNDD Biologist Comments: The records in intersecting the request area are historical.**			
Rorippa calycina	**Request Area**	Known or Suspected	G3/S3	WY BLM: Sensitive.
Persistent sepal yellowcress	Currently only known to be extant and persisting in Wyoming, where it is known from the North Platte River drainage, and Bighorn, Great Divide, Green River, and Wind River basins in Albany, Big Horn, Carbon, Fremont, Park, Sweetwater, and Washakie counties. It is found primarily along moist sandy to muddy banks of streams, stock ponds, and man-made reservoirs near the high-water line at 3660-6800 feet. Also present in high plain swales that evaporate, and along creeks.			
Selaginella underwoodii	**Buffer Area**	Known or Suspected	G5?/S1	
Underwood's spike-moss	Known from southeastern Wyoming and Colorado south to Western Texas, Utah and Arizona. In Wyoming it is known only from seven populations in the Laramie Range in Albany, Laramie, and Platte counties. It is usually found on granite cliffs and rock outcrops within Douglas-fir or Ponderosa pine woods.			
Sisyrinchium pallidum	**Buffer Area**	Known or Suspected	G3/S2S3	
Pale blue-eye-grass	A regional endemic of southeastern Wyoming and north-central Colorado. In Wyoming it is known from the Laramie, North Platte, and Great Divide basins in Albany, Sweetwater, and Carbon counties. It is found in wet meadows, stream banks, roadside ditches, and irrigated hay meadows where standing water is available through the early growing season, often on slightly alkaline soil.			

SPECIES	OBSERVATION OVERLAP	RANGE OVERLAP	HERITAGE RANK	AGENCY STATUS
Sphaeromeria simplex	**Buffer Area**	Known or Suspected	G2/S2	WY BLM: Sensitive.
Laramie false sagebrush	Endemic to southeast Wyoming in the western foothills of the Laramie Range, Shirley Basin, and Shirley Mountains in Albany, Carbon, Converse, and Natrona counties. It is found primarily on gentle slopes or rims of dry, rocky limestone-sandstone pebble plains in wind-scoured openings dominated by cushion plant communities within more densely vegetated juniper, limber pine, big sagebrush, or mountain mahogany stands. Occasional high elevation populations occur on thin-soiled outcrops of limestone bedrock associated with redbeds in cushion plant/Wyoming threetip sagebrush communities.			

ATTACHMENT 2

ATTACHMENT 2. SITE PHOTOGRAPHS

Photo 1 – View looking north with the Former Yttrium facility in the distance. Roadways, concrete, and old structures characterize the majority of the facility's ground surface.

Photo 2 – View of old structures showing lack of wildlife habitat at the site.

ATTACHMENT 2. SITE PHOTOGRAPHS

Photo 3 – View to the east showing rubble and material on ground surface. The ground surface is characterized by gravel, concrete debris, and weedy vegetation.

Photo 4 – View looking north east with interpretive sign in the foreground.

ATTACHMENT 2. SITE PHOTOGRAPHS

Photo 5 – View looking southeast with old buildings.

Photo 6 – Concrete structures that are slated for demolition.

APPENDIX B

(PLEASE SEE ATTACHED CD)

DEMOLITION SUPPORTING DOCUMENTATION

memorandum

To:	Dr. Tony Hoch (Laramie Rivers Cons. District)
From:	Mr. Kurt Tuggle (Trihydro)
	Mr. Alan Thompson, Ms. Cindi Martinez (WDEQ/VRP)
cc:	Dr. Marge Bedessem, Mr. Mike Bradford (Trihydro)
Date:	March 19, 2014
Re:	XRF Screening and Asbestos Sampling, Laramie Former Yttrium Plant, Laramie, WY

Trihydro Corporation (Trihydro) conducted X-ray fluorescent (XRF) screening for lead based paint and metals as well as an inspection and sampling of suspected asbestos containing material (ACM) at the Laramie Former Yttrium Plant in Laramie, Wyoming on March 10, 2014. Screening and sampling were conducted by a Trihydro field crew with on-site consultation by Mr. Alan Thompson of the Wyoming Department of Environmental Quality (WDEQ) Voluntary Remediation Program (VRP). The screening and sampling event was conducted to provide additional site characterization for the Laramie Former Yttrium Plant Surface Demolition Project anticipated to occur in 2014.

XRF screening was conducted using a Thermo Niton XL3t 600 for metals analysis and a Thermo Niton XL2 980 for lead paint analysis. XRF screening was conducted at various locations throughout the site as depicted on Figure 1. Photographs of specific XRF screening locations are shown in Attachment A. Tables 1 and 2 provide XRF screening results for the XL3t 600 and the XL2 980 respectively. XRF calibration data for the XL3t 600 and the XL2 980 is included in Attachment B.

Suspect ACM samples were collected by Mr. Todd Forry, certified Asbestos Inspector, at various locations around the site as depicted on Figure 1. Mr. Forry's Asbestos Certifications are included in Attachment C. Photographs of suspect ACM collected for sample analysis are shown in Attachment D, and corresponding descriptions are included in Attachment E. Suspect ACM samples were submitted to Reservoirs Environmental, Inc. on March 10, 2014 for analysis. Asbestos sampling results were received on March 17, 2014 and are included in Attachment F.

17R-001-001

FIGURE
XRF SCREENING AND ASBESTOS SAMPLING LOCATIONS

EXPLANATION

- ASBESTOS SAMPLING LOCATION
- XRF SCREENING LOCATION (XL 3T 600)
- XRF LEAD PAINT LOCATION (XL2 980)
- XRF LEAD PAINT SCREENING GROUP
- PHASE 1*
- PHASE 2*
- PHASE 3*
- PROPERTY BOUNDARY

*Phase delineation in regard to Yttrium Plant Surface Demolition Project anticipated to occur in 2014.

N

0 50'

Trihydro CORPORATION
1252 Commerce Drive
Laramie, WY 82070
www.trihydro.com
(P) 307/745.7474 (F) 307/745.7729

FIGURE 1

XRF SCREENING AND ASBESTOS SAMPLING LOCATIONS

LARAMIE RIVERS CONSERVATION DISCTRICT
LARAMIE FORMER YTTRIUM PLANT

Drawn By: BR	Checked By: EB	Scale: 1" = 50'	Date: 3/19/14	File: WDEQ_LY_XRF_Locs.mxd

TABLES
XL3t 600 XRF SCREENING RESULTS
XL2 980 XRF SCREENING RESULTS

TABLE 1. XL3T 600
XRF SCREENING RESULTS
LARAMIE RIVERS CONSERVATION DISTRICT, LARAMIE FORMER YTTRIUM PLANT
MARCH 10, 2014
17R-001-001

Time	Type	Duration (seconds)	Units	Sample ID	Pb	Pb Error	Hg	Hg Error
3/10/2014 10:24	Soil	30.2	ppm	c01	126.02	20.8	< LOD	33.77
3/10/2014 10:26	Soil	30.29	ppm	c02	145.09	19.71	< LOD	12.2
3/10/2014 10:37	Soil	30.84	ppm	c05	75.05	15.57	< LOD	12.04
3/10/2014 10:39	Soil	30.53	ppm	c06	254.38	25.07	< LOD	13.32
3/10/2014 10:41	Soil	30.49	ppm	c07	124.8	19.71	< LOD	13.06
3/10/2014 10:45	Soil	30.96	ppm	c09	30.57	15.19	< LOD	17.37
3/10/2014 10:50	Soil	30.35	ppm	c10	66.34	14.19	< LOD	15.75
3/10/2014 10:52	Soil	30.72	ppm	c11	31.41	12.23	< LOD	12.25
3/10/2014 10:54	Soil	30.63	ppm	w01	< LOD	8.54	< LOD	7.06
3/10/2014 10:56	Soil	30.29	ppm	C12	661.59	32.91	< LOD	9.74
3/10/2014 11:06	Soil	30.29	ppm	B02	193.64	21.32	< LOD	11.43
3/10/2014 11:12	Soil	30.67	ppm	C14	99204.61	1145.27	< LOD	261.85
3/10/2014 11:15	Soil	30.39	ppm	C15	106641.94	1250.71	< LOD	295.77
3/10/2014 11:18	Soil	30.28	ppm	C16	38490.29	521.13	< LOD	135.04
3/10/2014 11:23	Soil	30.9	ppm	C17	17042.49	239.01	< LOD	55.45
3/10/2014 11:26	Soil	30.78	ppm	C18	40849.56	562.2	< LOD	149.46
3/10/2014 11:45	Soil	30.45	ppm	C19	37.34	12.64	< LOD	11.93
3/10/2014 13:04	Soil	30.51	ppm	C20	26.06	12.97	<LOD	13.35
3/10/2014 13:06	Soil	30.53	ppm	C21	229.6	26.96	<LOD	15.89
3/10/2014 13:11	Soil	30.74	ppm	C22	103794.48	1210.46	<LOD	283.1
3/10/2014 13:13	Soil	30.88	ppm	C23	133.72	20.18	<LOD	23.52
3/10/2014 13:16	Soil	30.47	ppm	C24	443.28	33.77	<LOD	49.35
3/10/2014 13:22	Soil	30.96	ppm	C26	130649.85	1620.93	<LOD	428.75
3/10/2014 13:23	Soil	30.6	ppm	C27	125626.13	1519.79	<LOD	384.09
3/10/2014 13:25	Soil	30.65	ppm	C28	57.94	14.52	<LOD	12.51
3/10/2014 13:34	Soil	30.43	ppm	S01	607.01	38.7	<LOD	13.26
3/10/2014 13:39	Soil	31.01	ppm	C29	<LOD	15.27	<LOD	13.03
3/10/2014 13:42	Soil	31.53	ppm	C30	<LOD	11.17	<LOD	9.4
3/10/2014 13:48	Soil	31.09	ppm	C31	482.71	31.42	<LOD	11.76
3/10/2014 13:50	Soil	30.47	ppm	S02	122.55	17.9	<LOD	10.16
3/10/2014 13:55	Soil	30.6	ppm	C32	93.7	19.2	<LOD	15.65
3/10/2014 13:58	Soil	30.7	ppm	B03	20.76	11.01	<LOD	12.17
3/10/2014 14:03	Soil	31.13	ppm	C33	88.18	16.12	<LOD	11.22
3/10/2014 14:06	Soil	31.41	ppm	C34	335.19	28.05	<LOD	12.85
3/10/2014 14:22	Soil	30.37	ppm	C35	142.44	21.92	<LOD	15.18
3/10/2014 14:28	Soil	30.94	ppm	B04	<LOD	19.63	<LOD	16.1
3/10/2014 14:33	Soil	30.6	ppm	C36	9917.52	178.15	<LOD	41.69
3/10/2014 14:37	Soil	30.62	ppm	C37	29.28	13.08	<LOD	13.73
3/10/2014 14:44	Soil	30.89	ppm	C38	201394.58	1969.59	<LOD	319.76
3/10/2014 14:48	Soil	30.51	ppm	C39	33.72	13.16	<LOD	11.46
3/10/2014 14:53	Soil	31.19	ppm	C40	9722.78	161.55	<LOD	28.93
3/10/2014 14:56	Soil	30.35	ppm	C41	<LOD	17.07	<LOD	14.97
3/10/2014 15:16	Soil	30.38	ppm	C42	<LOD	16.14	<LOD	13.91

Note: Chemical symbol columns provide screening results and chemical symbol error columns provide the estimated error of measurement for the stated chemical element. The first character in the Sample ID indicates the material screened; C=concrete, B=brick, W=wood, S=slag.

TABLE 1. XL3T 600
XRF SCREENING RESULTS
LARAMIE RIVERS CONSERVATION DISTRICT, LARAMIE FORMER YTTRIUM PLANT
MARCH 10, 2014
17R-001-001

Time	Type	Duration (seconds)	Units	Sample ID	Se	Se Error	As	As Error
3/10/2014 10:24	Soil	30.2	ppm	c01	< LOD	8.39	35.56	16.38
3/10/2014 10:26	Soil	30.29	ppm	c02	< LOD	6.3	< LOD	21.64
3/10/2014 10:37	Soil	30.84	ppm	c05	< LOD	6.33	18.53	11.87
3/10/2014 10:39	Soil	30.53	ppm	c06	< LOD	6.13	46.82	19.29
3/10/2014 10:41	Soil	30.49	ppm	c07	< LOD	6.58	30.02	15.26
3/10/2014 10:45	Soil	30.96	ppm	c09	< LOD	8.13	< LOD	17.05
3/10/2014 10:50	Soil	30.35	ppm	c10	< LOD	5.44	< LOD	15.3
3/10/2014 10:52	Soil	30.72	ppm	c11	< LOD	6.58	< LOD	13.05
3/10/2014 10:54	Soil	30.63	ppm	w01	< LOD	3.75	< LOD	5.57
3/10/2014 10:56	Soil	30.29	ppm	C12	< LOD	5.62	< LOD	34.89
3/10/2014 11:06	Soil	30.29	ppm	B02	< LOD	5.8	40.68	16.46
3/10/2014 11:12	Soil	30.67	ppm	C14	< LOD	115.18	9123.75	853.75
3/10/2014 11:15	Soil	30.39	ppm	C15	< LOD	123.1	8494.59	926.34
3/10/2014 11:18	Soil	30.28	ppm	C16	< LOD	54.41	3525.33	388.37
3/10/2014 11:23	Soil	30.9	ppm	C17	< LOD	25.3	825.44	174.03
3/10/2014 11:26	Soil	30.78	ppm	C18	< LOD	61.03	4983.37	425.53
3/10/2014 11:45	Soil	30.45	ppm	C19	< LOD	5.71	< LOD	14.2
3/10/2014 13:04	Soil	30.51	ppm	C20	<LOD	7.59	<LOD	14.52
3/10/2014 13:06	Soil	30.53	ppm	C21	<LOD	8.2	48.65	20.84
3/10/2014 13:11	Soil	30.74	ppm	C22	<LOD	120.83	8755.71	898.86
3/10/2014 13:13	Soil	30.88	ppm	C23	<LOD	9.34	<LOD	22.59
3/10/2014 13:16	Soil	30.47	ppm	C24	<LOD	17.56	103.01	26.63
3/10/2014 13:22	Soil	30.96	ppm	C26	<LOD	165.13	4557.39	1171.94
3/10/2014 13:23	Soil	30.6	ppm	C27	<LOD	143.09	6348.74	1108.26
3/10/2014 13:25	Soil	30.65	ppm	C28	<LOD	6.15	<LOD	16.45
3/10/2014 13:34	Soil	30.43	ppm	S01	<LOD	7.65	120.4	30.18
3/10/2014 13:39	Soil	31.01	ppm	C29	<LOD	6.26	<LOD	11.18
3/10/2014 13:42	Soil	31.53	ppm	C30	<LOD	4.91	<LOD	8.37
3/10/2014 13:48	Soil	31.09	ppm	C31	<LOD	6.63	65.08	23.75
3/10/2014 13:50	Soil	30.47	ppm	S02	<LOD	5.57	<LOD	19.5
3/10/2014 13:55	Soil	30.6	ppm	C32	<LOD	7.22	<LOD	21.04
3/10/2014 13:58	Soil	30.7	ppm	B03	<LOD	5.36	<LOD	11.67
3/10/2014 14:03	Soil	31.13	ppm	C33	<LOD	6.22	<LOD	18.26
3/10/2014 14:06	Soil	31.41	ppm	C34	<LOD	7.1	<LOD	31.02
3/10/2014 14:22	Soil	30.37	ppm	C35	<LOD	7.58	31.73	16.88
3/10/2014 14:28	Soil	30.94	ppm	B04	<LOD	7.06	<LOD	14.3
3/10/2014 14:33	Soil	30.6	ppm	C36	<LOD	20.66	2013.73	140.23
3/10/2014 14:37	Soil	30.62	ppm	C37	<LOD	6.83	<LOD	13.45
3/10/2014 14:44	Soil	30.89	ppm	C38	<LOD	182.83	12342.17	1444.62
3/10/2014 14:48	Soil	30.51	ppm	C39	<LOD	6.45	<LOD	14.93
3/10/2014 14:53	Soil	31.19	ppm	C40	<LOD	17.59	1789.71	126.03
3/10/2014 14:56	Soil	30.35	ppm	C41	<LOD	7.08	<LOD	12.04
3/10/2014 15:16	Soil	30.38	ppm	C42	<LOD	6.7	18.35	8.84

Note: Chemical symbol columns provide screening results and chemical symbol error columns provide the estimated error of measurement for the stated chemical element. The first character in the Sample ID indicates the material screened; C=concrete, B=brick, W=wood, S=slag.

TABLE 1. XL3T 600
XRF SCREENING RESULTS
LARAMIE RIVERS CONSERVATION DISTRICT, LARAMIE FORMER YTTRIUM PLANT
MARCH 10, 2014
17R-001-001

Time	Type	Duration (seconds)	Units	Sample ID	Mn	Mn Error	Fe	Fe Error
3/10/2014 10:24	Soil	30.2	ppm	c01	240.67	100.83	10549.76	383.69
3/10/2014 10:26	Soil	30.29	ppm	c02	558.75	111.54	11841.03	361.91
3/10/2014 10:37	Soil	30.84	ppm	c05	505.05	109.69	16221.87	425.15
3/10/2014 10:39	Soil	30.53	ppm	c06	330.61	92.85	10900.38	350.63
3/10/2014 10:41	Soil	30.49	ppm	c07	356.99	100.62	9019.5	335.58
3/10/2014 10:45	Soil	30.96	ppm	c09	212.98	101.22	7252.59	356.32
3/10/2014 10:50	Soil	30.35	ppm	c10	194.25	76.17	7516.06	279.89
3/10/2014 10:52	Soil	30.72	ppm	c11	391.12	97.84	10607.54	346.91
3/10/2014 10:54	Soil	30.63	ppm	w01	< LOD	59.36	796.59	74.81
3/10/2014 10:56	Soil	30.29	ppm	C12	294.54	78.43	18660.03	385.99
3/10/2014 11:06	Soil	30.29	ppm	B02	235.41	84.89	21631.31	467.74
3/10/2014 11:12	Soil	30.67	ppm	C14	1704.64	562.63	12863.78	1016.17
3/10/2014 11:15	Soil	30.39	ppm	C15	1621.83	593.12	14480.97	1133.09
3/10/2014 11:18	Soil	30.28	ppm	C16	842.46	297.36	12606.38	705.18
3/10/2014 11:23	Soil	30.9	ppm	C17	321.74	139.12	21274.41	609.36
3/10/2014 11:26	Soil	30.78	ppm	C18	565.7	288.48	9573.91	655.53
3/10/2014 11:45	Soil	30.45	ppm	C19	433.55	104.1	15634.39	419.28
3/10/2014 13:04	Soil	30.51	ppm	C20	540.9	119.72	9591.69	357.98
3/10/2014 13:06	Soil	30.53	ppm	C21	391.97	109.36	8799.73	351.36
3/10/2014 13:11	Soil	30.74	ppm	C22	1710.32	589.9	15921.56	1154.26
3/10/2014 13:13	Soil	30.88	ppm	C23	340.59	96.98	10320.38	355.73
3/10/2014 13:16	Soil	30.47	ppm	C24	358.11	103.96	14028.14	412.31
3/10/2014 13:22	Soil	30.96	ppm	C26	1620.07	760.61	16428.08	1435.77
3/10/2014 13:23	Soil	30.6	ppm	C27	1686.84	727.56	14549.03	1297.25
3/10/2014 13:25	Soil	30.65	ppm	C28	503.59	109.62	13828.24	397.7
3/10/2014 13:34	Soil	30.43	ppm	S01	331.17	103.01	26035.63	557.63
3/10/2014 13:39	Soil	31.01	ppm	C29	647.71	122.91	11530.45	373.08
3/10/2014 13:42	Soil	31.53	ppm	C30	<LOD	72.29	4643.86	203.7
3/10/2014 13:48	Soil	31.09	ppm	C31	269.68	97.35	55772.38	736.2
3/10/2014 13:50	Soil	30.47	ppm	S02	468.84	124.85	84632.57	944.36
3/10/2014 13:55	Soil	30.6	ppm	C32	<LOD	85.42	2159.84	182.67
3/10/2014 13:58	Soil	30.7	ppm	B03	118.67	66.7	2818.82	183.22
3/10/2014 14:03	Soil	31.13	ppm	C33	213.12	83.02	17102.33	430.54
3/10/2014 14:06	Soil	31.41	ppm	C34	489.29	113.63	37339.21	636.51
3/10/2014 14:22	Soil	30.37	ppm	C35	594.58	127.64	11944.22	405.54
3/10/2014 14:28	Soil	30.94	ppm	B04	<LOD	133.08	16949.38	515.71
3/10/2014 14:33	Soil	30.6	ppm	C36	719.61	182.97	14383.44	491.09
3/10/2014 14:37	Soil	30.62	ppm	C37	<LOD	101.3	6218.38	280.19
3/10/2014 14:44	Soil	30.89	ppm	C38	4260.37	988.74	8088.26	1071.37
3/10/2014 14:48	Soil	30.51	ppm	C39	318.45	95.66	8723.26	327.5
3/10/2014 14:53	Soil	31.19	ppm	C40	651.99	140.56	15937.63	471.36
3/10/2014 14:56	Soil	30.35	ppm	C41	289.72	99.93	6983.08	320.08
3/10/2014 15:16	Soil	30.38	ppm	C42	1084.57	154.6	13458.65	407.41

Note: Chemical symbol columns provide screening results and chemical symbol error columns provide the estimated error of measurement for the stated chemical element. The first character in the Sample ID indicates the material screened; C=concrete, B=brick, W=wood, S=slag.

TABLE 1. XL3T 600
XRF SCREENING RESULTS
LARAMIE RIVERS CONSERVATION DISTRICT, LARAMIE FORMER YTTRIUM PLANT
MARCH 10, 2014
17R-001-001

Time	Type	Duration (seconds)	Units	Sample ID	Co	Co Error	Ni	Ni Error
3/10/2014 10:24	Soil	30.2	ppm	c01	< LOD	174.29	< LOD	103.66
3/10/2014 10:26	Soil	30.29	ppm	c02	< LOD	161.93	< LOD	79.68
3/10/2014 10:37	Soil	30.84	ppm	c05	< LOD	194.89	113.15	59.6
3/10/2014 10:39	Soil	30.53	ppm	c06	< LOD	159.94	< LOD	78.31
3/10/2014 10:41	Soil	30.49	ppm	c07	< LOD	155.4	< LOD	91.76
3/10/2014 10:45	Soil	30.96	ppm	c09	< LOD	171.2	< LOD	110.33
3/10/2014 10:50	Soil	30.35	ppm	c10	< LOD	127.68	< LOD	68.48
3/10/2014 10:52	Soil	30.72	ppm	c11	< LOD	150.92	< LOD	75.96
3/10/2014 10:54	Soil	30.63	ppm	w01	< LOD	37.75	< LOD	41.16
3/10/2014 10:56	Soil	30.29	ppm	C12	< LOD	174.41	< LOD	64.93
3/10/2014 11:06	Soil	30.29	ppm	B02	< LOD	212.35	< LOD	76.49
3/10/2014 11:12	Soil	30.67	ppm	C14	< LOD	476.13	< LOD	544.88
3/10/2014 11:15	Soil	30.39	ppm	C15	< LOD	536.77	< LOD	579.81
3/10/2014 11:18	Soil	30.28	ppm	C16	< LOD	340.38	< LOD	285.58
3/10/2014 11:23	Soil	30.9	ppm	C17	< LOD	281.13	< LOD	136.98
3/10/2014 11:26	Soil	30.78	ppm	C18	< LOD	317.65	< LOD	326.01
3/10/2014 11:45	Soil	30.45	ppm	C19	< LOD	189.56	< LOD	84.51
3/10/2014 13:04	Soil	30.51	ppm	C20	<LOD	166.34	<LOD	93.45
3/10/2014 13:06	Soil	30.53	ppm	C21	<LOD	160.5	<LOD	96.44
3/10/2014 13:11	Soil	30.74	ppm	C22	<LOD	554.7	<LOD	575.93
3/10/2014 13:13	Soil	30.88	ppm	C23	<LOD	164.44	<LOD	85.23
3/10/2014 13:16	Soil	30.47	ppm	C24	<LOD	189.66	<LOD	102.08
3/10/2014 13:22	Soil	30.96	ppm	C26	904.42	531.71	<LOD	867.05
3/10/2014 13:23	Soil	30.6	ppm	C27	<LOD	676.64	<LOD	718.81
3/10/2014 13:25	Soil	30.65	ppm	C28	<LOD	179.48	<LOD	83.56
3/10/2014 13:34	Soil	30.43	ppm	S01	<LOD	247.64	104.12	62.24
3/10/2014 13:39	Soil	31.01	ppm	C29	<LOD	164.95	<LOD	80.29
3/10/2014 13:42	Soil	31.53	ppm	C30	<LOD	91.64	<LOD	67.75
3/10/2014 13:48	Soil	31.09	ppm	C31	<LOD	327.31	<LOD	75.71
3/10/2014 13:50	Soil	30.47	ppm	S02	<LOD	420.03	<LOD	85.89
3/10/2014 13:55	Soil	30.6	ppm	C32	<LOD	89.62	<LOD	89.18
3/10/2014 13:58	Soil	30.7	ppm	B03	<LOD	87.21	<LOD	77.16
3/10/2014 14:03	Soil	31.13	ppm	C33	<LOD	194.2	<LOD	72.62
3/10/2014 14:06	Soil	31.41	ppm	C34	440.78	199.37	<LOD	85.34
3/10/2014 14:22	Soil	30.37	ppm	C35	<LOD	183.69	<LOD	93.16
3/10/2014 14:28	Soil	30.94	ppm	B04	<LOD	227.74	<LOD	101.84
3/10/2014 14:33	Soil	30.6	ppm	C36	<LOD	224.79	<LOD	126.1
3/10/2014 14:37	Soil	30.62	ppm	C37	<LOD	129.1	<LOD	83.86
3/10/2014 14:44	Soil	30.89	ppm	C38	<LOD	513.77	<LOD	761.32
3/10/2014 14:48	Soil	30.51	ppm	C39	162.73	105.92	<LOD	78.87
3/10/2014 14:53	Soil	31.19	ppm	C40	<LOD	215.07	<LOD	108.49
3/10/2014 14:56	Soil	30.35	ppm	C41	<LOD	149.14	<LOD	97.84
3/10/2014 15:16	Soil	30.38	ppm	C42	<LOD	190.39	<LOD	86.69

Note: Chemical symbol columns provide screening results and chemical symbol error columns provide the estimated error of measurement for the stated chemical element. The first character in the Sample ID indicates the material screened; C=concrete, B=brick, W=wood, S=slag.

TABLE 1. XL3T 600
XRF SCREENING RESULTS
LARAMIE RIVERS CONSERVATION DISTRICT, LARAMIE FORMER YTTRIUM PLANT
MARCH 10, 2014
17R-001-001

Time	Type	Duration (seconds)	Units	Sample ID	Cu	Cu Error	Zn	Zn Error
3/10/2014 10:24	Soil	30.2	ppm	c01	63.6	39.29	27397.3	333.74
3/10/2014 10:26	Soil	30.29	ppm	c02	< LOD	34.79	562.75	43.81
3/10/2014 10:37	Soil	30.84	ppm	c05	< LOD	39.5	67.26	17.92
3/10/2014 10:39	Soil	30.53	ppm	c06	< LOD	39.29	142.56	24.28
3/10/2014 10:41	Soil	30.49	ppm	c07	132.86	35.79	102.95	22.53
3/10/2014 10:45	Soil	30.96	ppm	c09	< LOD	52.21	330.22	43.55
3/10/2014 10:50	Soil	30.35	ppm	c10	43.7	25.85	4991.93	123.49
3/10/2014 10:52	Soil	30.72	ppm	c11	< LOD	37.8	279.44	32.15
3/10/2014 10:54	Soil	30.63	ppm	w01	< LOD	21.85	50.65	11.38
3/10/2014 10:56	Soil	30.29	ppm	C12	65.82	22.58	247.14	25.45
3/10/2014 11:06	Soil	30.29	ppm	B02	< LOD	35.29	295.76	31.15
3/10/2014 11:12	Soil	30.67	ppm	C14	< LOD	317.65	331015.25	2582.55
3/10/2014 11:15	Soil	30.39	ppm	C15	< LOD	367.94	383809.94	2929.29
3/10/2014 11:18	Soil	30.28	ppm	C16	< LOD	168.19	172074.91	1359.7
3/10/2014 11:23	Soil	30.9	ppm	C17	< LOD	82.29	52376.29	516.87
3/10/2014 11:26	Soil	30.78	ppm	C18	< LOD	186.29	201927.13	1541.92
3/10/2014 11:45	Soil	30.45	ppm	C19	< LOD	37.19	85.33	19.8
3/10/2014 13:04	Soil	30.51	ppm	C20	<LOD	45	103.12	23.43
3/10/2014 13:06	Soil	30.53	ppm	C21	<LOD	46.38	475.53	45.79
3/10/2014 13:11	Soil	30.74	ppm	C22	<LOD	339.91	358069.69	2776.32
3/10/2014 13:13	Soil	30.88	ppm	C23	48.53	30.21	329.12	38.65
3/10/2014 13:16	Soil	30.47	ppm	C24	58.84	36.73	1182.87	74.33
3/10/2014 13:22	Soil	30.96	ppm	C26	<LOD	475.73	609651.25	4324.53
3/10/2014 13:23	Soil	30.6	ppm	C27	<LOD	451.68	538723.81	3886.46
3/10/2014 13:25	Soil	30.65	ppm	C28	<LOD	36.54	157.3	25.32
3/10/2014 13:34	Soil	30.43	ppm	S01	112.34	33.99	46.62	17.29
3/10/2014 13:39	Soil	31.01	ppm	C29	<LOD	36.34	404.08	39.17
3/10/2014 13:42	Soil	31.53	ppm	C30	<LOD	30.01	<LOD	12.61
3/10/2014 13:48	Soil	31.09	ppm	C31	73.65	26.46	603.69	42.86
3/10/2014 13:50	Soil	30.47	ppm	S02	105.24	30.17	61.09	16.54
3/10/2014 13:55	Soil	30.6	ppm	C32	<LOD	45.4	<LOD	20.38
3/10/2014 13:58	Soil	30.7	ppm	B03	<LOD	34.74	23.86	13.26
3/10/2014 14:03	Soil	31.13	ppm	C33	67.61	27.88	101.17	20.68
3/10/2014 14:06	Soil	31.41	ppm	C34	90.01	29.92	195.62	27.28
3/10/2014 14:22	Soil	30.37	ppm	C35	47.65	31.65	289.94	36.58
3/10/2014 14:28	Soil	30.94	ppm	B04	<LOD	47.32	147.43	28.83
3/10/2014 14:33	Soil	30.6	ppm	C36	<LOD	69.32	29750.93	380.43
3/10/2014 14:37	Soil	30.62	ppm	C37	98.75	33.43	219.86	31.08
3/10/2014 14:44	Soil	30.89	ppm	C38	<LOD	418.03	297593.84	2957.18
3/10/2014 14:48	Soil	30.51	ppm	C39	<LOD	40.06	51.19	17.09
3/10/2014 14:53	Soil	31.19	ppm	C40	<LOD	50.87	10898.25	211.23
3/10/2014 14:56	Soil	30.35	ppm	C41	<LOD	45.44	49.61	18.81
3/10/2014 15:16	Soil	30.38	ppm	C42	1113.43	77.77	169.61	29.02

Note: Chemical symbol columns provide screening results and chemical symbol error columns provide the estimated error of measurement for the stated chemical element. The first character in the Sample ID indicates the material screened; C=concrete, B=brick, W=wood, S=slag.

TABLE 1. XL3T 600
XRF SCREENING RESULTS
LARAMIE RIVERS CONSERVATION DISTRICT, LARAMIE FORMER YTTRIUM PLANT
MARCH 10, 2014
17R-001-001

Time	Type	Duration (seconds)	Units	Sample ID	Rb	Rb Error	Sr	Sr Error
3/10/2014 10:24	Soil	30.2	ppm	c01	90.48	9.69	199.96	11.7
3/10/2014 10:26	Soil	30.29	ppm	c02	75.87	8.06	462.79	15.64
3/10/2014 10:37	Soil	30.84	ppm	c05	57.08	7.25	513.29	16.55
3/10/2014 10:39	Soil	30.53	ppm	c06	25.37	5.5	532.96	16.93
3/10/2014 10:41	Soil	30.49	ppm	c07	27.2	6.32	1113.69	25.54
3/10/2014 10:45	Soil	30.96	ppm	c09	58.28	9.18	495.9	20.24
3/10/2014 10:50	Soil	30.35	ppm	c10	60.07	6.93	216.87	10.48
3/10/2014 10:52	Soil	30.72	ppm	c11	52.57	6.93	314.94	13.12
3/10/2014 10:54	Soil	30.63	ppm	w01	< LOD	3.09	17.17	2.74
3/10/2014 10:56	Soil	30.29	ppm	C12	29.51	4.83	211.94	9.17
3/10/2014 11:06	Soil	30.29	ppm	B02	85.56	8	167.25	9.23
3/10/2014 11:12	Soil	30.67	ppm	C14	< LOD	55.36	146.01	33.25
3/10/2014 11:15	Soil	30.39	ppm	C15	< LOD	64.12	132.8	35.01
3/10/2014 11:18	Soil	30.28	ppm	C16	45.88	19.8	509.32	31.86
3/10/2014 11:23	Soil	30.9	ppm	C17	20.94	9.64	224.04	14.72
3/10/2014 11:26	Soil	30.78	ppm	C18	< LOD	29.03	392	30.05
3/10/2014 11:45	Soil	30.45	ppm	C19	46.26	6.65	509.3	16.56
3/10/2014 13:04	Soil	30.51	ppm	C20	25.35	6.45	861.36	23.25
3/10/2014 13:06	Soil	30.53	ppm	C21	19.24	6.06	888.72	24.2
3/10/2014 13:11	Soil	30.74	ppm	C22	<LOD	60.27	116.38	33.15
3/10/2014 13:13	Soil	30.88	ppm	C23	30.05	6.08	649.47	19.43
3/10/2014 13:16	Soil	30.47	ppm	C24	55.79	7.96	1391.33	28.2
3/10/2014 13:22	Soil	30.96	ppm	C26	<LOD	77.15	135.09	43.2
3/10/2014 13:23	Soil	30.6	ppm	C27	<LOD	74.88	102.21	39.02
3/10/2014 13:25	Soil	30.65	ppm	C28	75.68	8.25	481.7	16.24
3/10/2014 13:34	Soil	30.43	ppm	S01	61.2	7.58	208.13	11.12
3/10/2014 13:39	Soil	31.01	ppm	C29	45.64	6.78	453.1	16.15
3/10/2014 13:42	Soil	31.53	ppm	C30	24.95	4.6	136.54	7.76
3/10/2014 13:48	Soil	31.09	ppm	C31	18.76	4.6	388.04	13.56
3/10/2014 13:50	Soil	30.47	ppm	S02	14.05	3.98	78.86	6.68
3/10/2014 13:55	Soil	30.6	ppm	C32	58.89	8.39	240.52	13.07
3/10/2014 13:58	Soil	30.7	ppm	B03	29.72	5.57	211.63	10.88
3/10/2014 14:03	Soil	31.13	ppm	C33	33.62	5.67	211	10.62
3/10/2014 14:06	Soil	31.41	ppm	C34	37.03	6.03	225.11	11
3/10/2014 14:22	Soil	30.37	ppm	C35	30.04	7.02	1449.58	30.61
3/10/2014 14:28	Soil	30.94	ppm	B04	93.98	10.49	112.13	9.54
3/10/2014 14:33	Soil	30.6	ppm	C36	37.6	9.4	643.02	22.79
3/10/2014 14:37	Soil	30.62	ppm	C37	43.58	7.75	2434.25	37.73
3/10/2014 14:44	Soil	30.89	ppm	C38	<LOD	95	500.75	64.04
3/10/2014 14:48	Soil	30.51	ppm	C39	83.53	9.08	992.65	23.94
3/10/2014 14:53	Soil	31.19	ppm	C40	57.39	9.59	550.81	19.38
3/10/2014 14:56	Soil	30.35	ppm	C41	65.3	8.7	436.67	17.42
3/10/2014 15:16	Soil	30.38	ppm	C42	35.63	6.47	710.01	20.34

Note: Chemical symbol columns provide screening results and chemical symbol error columns provide the estimated error of measurement for the stated chemical element. The first character in the Sample ID indicates the material screened; C=concrete, B=brick, W=wood, S=slag.

TABLE 1. XL3T 600
XRF SCREENING RESULTS
LARAMIE RIVERS CONSERVATION DISTRICT, LARAMIE FORMER YTTRIUM PLANT
MARCH 10, 2014
17R-001-001

Time	Type	Duration (seconds)	Units	Sample ID	Zr	Zr Error	Mo	Mo Error
3/10/2014 10:24	Soil	30.2	ppm	c01	106.81	10.21	< LOD	10.15
3/10/2014 10:26	Soil	30.29	ppm	c02	62.94	8.83	< LOD	8.43
3/10/2014 10:37	Soil	30.84	ppm	c05	135.92	10.75	< LOD	8.73
3/10/2014 10:39	Soil	30.53	ppm	c06	107.02	10.22	< LOD	8.7
3/10/2014 10:41	Soil	30.49	ppm	c07	80.23	12.26	< LOD	9.4
3/10/2014 10:45	Soil	30.96	ppm	c09	125.97	13.08	< LOD	11.36
3/10/2014 10:50	Soil	30.35	ppm	c10	80.73	7.99	< LOD	8.57
3/10/2014 10:52	Soil	30.72	ppm	c11	78.72	8.67	< LOD	8.62
3/10/2014 10:54	Soil	30.63	ppm	w01	11.93	3.36	25.23	4.55
3/10/2014 10:56	Soil	30.29	ppm	C12	95.72	7.4	7.88	5.05
3/10/2014 11:06	Soil	30.29	ppm	B02	246.81	11.31	< LOD	8.88
3/10/2014 11:12	Soil	30.67	ppm	C14	< LOD	58.55	< LOD	19.69
3/10/2014 11:15	Soil	30.39	ppm	C15	< LOD	60.37	< LOD	21.54
3/10/2014 11:18	Soil	30.28	ppm	C16	< LOD	36.72	< LOD	15.39
3/10/2014 11:23	Soil	30.9	ppm	C17	27.12	12.01	< LOD	10.96
3/10/2014 11:26	Soil	30.78	ppm	C18	< LOD	35.6	< LOD	15.63
3/10/2014 11:45	Soil	30.45	ppm	C19	115.1	10.33	< LOD	8.94
3/10/2014 13:04	Soil	30.51	ppm	C20	79.87	11.78	<LOD	9.21
3/10/2014 13:06	Soil	30.53	ppm	C21	111.9	12.93	<LOD	9.76
3/10/2014 13:11	Soil	30.74	ppm	C22	<LOD	58.09	<LOD	20.48
3/10/2014 13:13	Soil	30.88	ppm	C23	159.57	12.25	<LOD	9.65
3/10/2014 13:16	Soil	30.47	ppm	C24	196.44	15.17	<LOD	9.23
3/10/2014 13:22	Soil	30.96	ppm	C26	<LOD	76.12	<LOD	24.82
3/10/2014 13:23	Soil	30.6	ppm	C27	<LOD	74.9	<LOD	24.67
3/10/2014 13:25	Soil	30.65	ppm	C28	263.04	13.22	<LOD	9.41
3/10/2014 13:34	Soil	30.43	ppm	S01	121.61	9.71	<LOD	9.11
3/10/2014 13:39	Soil	31.01	ppm	C29	63.36	9.16	<LOD	8.9
3/10/2014 13:42	Soil	31.53	ppm	C30	34.38	5.66	17.81	5.4
3/10/2014 13:48	Soil	31.09	ppm	C31	58.87	7.99	<LOD	8.2
3/10/2014 13:50	Soil	30.47	ppm	S02	38.44	6.08	<LOD	8.41
3/10/2014 13:55	Soil	30.6	ppm	C32	78.54	9.51	<LOD	9.51
3/10/2014 13:58	Soil	30.7	ppm	B03	70.78	7.99	<LOD	8.71
3/10/2014 14:03	Soil	31.13	ppm	C33	125.28	9.24	<LOD	8.56
3/10/2014 14:06	Soil	31.41	ppm	C34	70.76	7.98	<LOD	8.34
3/10/2014 14:22	Soil	30.37	ppm	C35	37.06	13.19	<LOD	9.55
3/10/2014 14:28	Soil	30.94	ppm	B04	243.08	13.79	<LOD	10.83
3/10/2014 14:33	Soil	30.6	ppm	C36	52.35	13.11	<LOD	10.3
3/10/2014 14:37	Soil	30.62	ppm	C37	100.51	16.51	<LOD	9.44
3/10/2014 14:44	Soil	30.89	ppm	C38	<LOD	97.11	<LOD	27.32
3/10/2014 14:48	Soil	30.51	ppm	C39	58.36	11.3	<LOD	9.01
3/10/2014 14:53	Soil	31.19	ppm	C40	148.55	13.58	<LOD	9.66
3/10/2014 14:56	Soil	30.35	ppm	C41	141.09	12.06	<LOD	9.75
3/10/2014 15:16	Soil	30.38	ppm	C42	64.19	10.39	<LOD	8.86

Note: Chemical symbol columns provide screening results and chemical symbol error columns provide the estimated error of measurement for the stated chemical element. The first character in the Sample ID indicates the material screened; C=concrete, B=brick, W=wood, S=slag.

TABLE 1. XL3T 600
XRF SCREENING RESULTS
LARAMIE RIVERS CONSERVATION DISTRICT, LARAMIE FORMER YTTRIUM PLANT
MARCH 10, 2014
17R-001-001

Time	Type	Duration (seconds)	Units	Sample ID	W	W Error	Au	Au Error
3/10/2014 10:24	Soil	30.2	ppm	c01	< LOD	329.05	< LOD	11.43
3/10/2014 10:26	Soil	30.29	ppm	c02	< LOD	86.66	< LOD	10.79
3/10/2014 10:37	Soil	30.84	ppm	c05	< LOD	81.69	< LOD	11.13
3/10/2014 10:39	Soil	30.53	ppm	c06	< LOD	90.78	< LOD	10.82
3/10/2014 10:41	Soil	30.49	ppm	c07	< LOD	88.13	< LOD	10.65
3/10/2014 10:45	Soil	30.96	ppm	c09	< LOD	137.06	< LOD	11.19
3/10/2014 10:50	Soil	30.35	ppm	c10	< LOD	137.07	< LOD	9.06
3/10/2014 10:52	Soil	30.72	ppm	c11	< LOD	88.37	< LOD	8.04
3/10/2014 10:54	Soil	30.63	ppm	w01	< LOD	48.41	< LOD	5.97
3/10/2014 10:56	Soil	30.29	ppm	C12	< LOD	63.86	< LOD	8.89
3/10/2014 11:06	Soil	30.29	ppm	B02	< LOD	77.59	< LOD	9.26
3/10/2014 11:12	Soil	30.67	ppm	C14	< LOD	2485.81	< LOD	236.51
3/10/2014 11:15	Soil	30.39	ppm	C15	2869.82	1888.52	< LOD	254.77
3/10/2014 11:18	Soil	30.28	ppm	C16	< LOD	1305.65	< LOD	108.73
3/10/2014 11:23	Soil	30.9	ppm	C17	< LOD	506.08	< LOD	49.33
3/10/2014 11:26	Soil	30.78	ppm	C18	< LOD	1462.29	< LOD	114.45
3/10/2014 11:45	Soil	30.45	ppm	C19	< LOD	88.15	< LOD	9.92
3/10/2014 13:04	Soil	30.51	ppm	C20	<LOD	102.57	<LOD	10.74
3/10/2014 13:06	Soil	30.53	ppm	C21	<LOD	107.07	<LOD	13.8
3/10/2014 13:11	Soil	30.74	ppm	C22	3163.96	1801.62	<LOD	243.16
3/10/2014 13:13	Soil	30.88	ppm	C23	672.7	110.66	<LOD	15.99
3/10/2014 13:16	Soil	30.47	ppm	C24	4212.16	239.25	<LOD	27.48
3/10/2014 13:22	Soil	30.96	ppm	C26	6515.07	2819.35	<LOD	337.41
3/10/2014 13:23	Soil	30.6	ppm	C27	5363.37	2525.56	<LOD	302.93
3/10/2014 13:25	Soil	30.65	ppm	C28	<LOD	90.15	<LOD	9.72
3/10/2014 13:34	Soil	30.43	ppm	S01	<LOD	98.09	<LOD	13.68
3/10/2014 13:39	Soil	31.01	ppm	C29	<LOD	90.23	<LOD	8.98
3/10/2014 13:42	Soil	31.53	ppm	C30	<LOD	70.17	<LOD	8.02
3/10/2014 13:48	Soil	31.09	ppm	C31	<LOD	80.94	<LOD	10.9
3/10/2014 13:50	Soil	30.47	ppm	S02	<LOD	68.04	<LOD	9
3/10/2014 13:55	Soil	30.6	ppm	C32	<LOD	106.07	<LOD	12.84
3/10/2014 13:58	Soil	30.7	ppm	B03	<LOD	81.06	<LOD	8.89
3/10/2014 14:03	Soil	31.13	ppm	C33	<LOD	84.58	<LOD	9.68
3/10/2014 14:06	Soil	31.41	ppm	C34	<LOD	89.06	<LOD	11.91
3/10/2014 14:22	Soil	30.37	ppm	C35	<LOD	107.79	<LOD	12.57
3/10/2014 14:28	Soil	30.94	ppm	B04	<LOD	106.64	<LOD	8.9
3/10/2014 14:33	Soil	30.6	ppm	C36	<LOD	378.36	<LOD	41.01
3/10/2014 14:37	Soil	30.62	ppm	C37	<LOD	94.22	<LOD	12.2
3/10/2014 14:44	Soil	30.89	ppm	C38	<LOD	2889.08	<LOD	402.58
3/10/2014 14:48	Soil	30.51	ppm	C39	<LOD	77.92	<LOD	10.21
3/10/2014 14:53	Soil	31.19	ppm	C40	<LOD	232.98	<LOD	35.14
3/10/2014 14:56	Soil	30.35	ppm	C41	<LOD	101.28	<LOD	9.18
3/10/2014 15:16	Soil	30.38	ppm	C42	<LOD	100.3	<LOD	8.59

Note: Chemical symbol columns provide screening results and chemical symbol error columns provide the estimated error of measurement for the stated chemical element. The first character in the Sample ID indicates the material screened; C=concrete, B=brick, W=wood, S=slag.

TABLE 1. XL3T 600
XRF SCREENING RESULTS
LARAMIE RIVERS CONSERVATION DISTRICT, LARAMIE FORMER YTTRIUM PLANT
MARCH 10, 2014
17R-001-001

Time	Type	Duration (seconds)	Units	Sample ID	Th	Th Error	U	U Error
3/10/2014 10:24	Soil	30.2	ppm	c01	< LOD	13.18	< LOD	24.26
3/10/2014 10:26	Soil	30.29	ppm	c02	< LOD	11.79	< LOD	20.91
3/10/2014 10:37	Soil	30.84	ppm	c05	< LOD	10.85	< LOD	20.1
3/10/2014 10:39	Soil	30.53	ppm	c06	< LOD	11.83	< LOD	18.22
3/10/2014 10:41	Soil	30.49	ppm	c07	< LOD	10.86	< LOD	23.32
3/10/2014 10:45	Soil	30.96	ppm	c09	< LOD	14.21	< LOD	25.91
3/10/2014 10:50	Soil	30.35	ppm	c10	< LOD	9.59	< LOD	17.52
3/10/2014 10:52	Soil	30.72	ppm	c11	< LOD	9.6	< LOD	18.66
3/10/2014 10:54	Soil	30.63	ppm	w01	< LOD	6	< LOD	8.32
3/10/2014 10:56	Soil	30.29	ppm	C12	< LOD	15.29	< LOD	14.46
3/10/2014 11:06	Soil	30.29	ppm	B02	< LOD	12.62	< LOD	18.78
3/10/2014 11:12	Soil	30.67	ppm	C14	< LOD	442.06	< LOD	94.81
3/10/2014 11:15	Soil	30.39	ppm	C15	< LOD	486.5	< LOD	112.25
3/10/2014 11:18	Soil	30.28	ppm	C16	< LOD	202.31	< LOD	52.57
3/10/2014 11:23	Soil	30.9	ppm	C17	< LOD	93.14	< LOD	27.94
3/10/2014 11:26	Soil	30.78	ppm	C18	< LOD	219.45	< LOD	55.33
3/10/2014 11:45	Soil	30.45	ppm	C19	< LOD	10.51	< LOD	18.92
3/10/2014 13:04	Soil	30.51	ppm	C20	13.41	8.2	<LOD	23.77
3/10/2014 13:06	Soil	30.53	ppm	C21	19.03	10.89	<LOD	23.11
3/10/2014 13:11	Soil	30.74	ppm	C22	<LOD	459.29	<LOD	105.41
3/10/2014 13:13	Soil	30.88	ppm	C23	16.66	9.14	<LOD	19.8
3/10/2014 13:16	Soil	30.47	ppm	C24	28.22	12.64	<LOD	26.08
3/10/2014 13:22	Soil	30.96	ppm	C26	<LOD	612.64	162.35	95.69
3/10/2014 13:23	Soil	30.6	ppm	C27	<LOD	591.13	<LOD	128.88
3/10/2014 13:25	Soil	30.65	ppm	C28	<LOD	11.04	<LOD	21.81
3/10/2014 13:34	Soil	30.43	ppm	S01	<LOD	17.75	<LOD	18.53
3/10/2014 13:39	Soil	31.01	ppm	C29	<LOD	10.01	<LOD	19.22
3/10/2014 13:42	Soil	31.53	ppm	C30	10.39	5.73	<LOD	13.72
3/10/2014 13:48	Soil	31.09	ppm	C31	<LOD	15.05	<LOD	15.35
3/10/2014 13:50	Soil	30.47	ppm	S02	<LOD	10.18	<LOD	12.08
3/10/2014 13:55	Soil	30.6	ppm	C32	<LOD	13.83	<LOD	22.73
3/10/2014 13:58	Soil	30.7	ppm	B03	<LOD	8.34	<LOD	16.41
3/10/2014 14:03	Soil	31.13	ppm	C33	<LOD	9.82	<LOD	15.89
3/10/2014 14:06	Soil	31.41	ppm	C34	<LOD	13.88	<LOD	17.23
3/10/2014 14:22	Soil	30.37	ppm	C35	<LOD	12.5	<LOD	26.4
3/10/2014 14:28	Soil	30.94	ppm	B04	20.85	9.82	<LOD	25.36
3/10/2014 14:33	Soil	30.6	ppm	C36	<LOD	68.54	<LOD	27.99
3/10/2014 14:37	Soil	30.62	ppm	C37	<LOD	11.57	<LOD	29.12
3/10/2014 14:44	Soil	30.89	ppm	C38	<LOD	757.15	<LOD	154.8
3/10/2014 14:48	Soil	30.51	ppm	C39	<LOD	12.03	<LOD	25.55
3/10/2014 14:53	Soil	31.19	ppm	C40	<LOD	62.64	<LOD	26.99
3/10/2014 14:56	Soil	30.35	ppm	C41	<LOD	11.51	<LOD	23.61
3/10/2014 15:16	Soil	30.38	ppm	C42	15.52	7.93	<LOD	20.87

Note: Chemical symbol columns provide screening results and chemical symbol error columns provide the estimated error of measurement for the stated chemical element. The first character in the Sample ID indicates the material screened; C=concrete, B=brick, W=wood, S=slag.

TABLE 1. XL3T 600
XRF SCREENING RESULTS
LARAMIE RIVERS CONSERVATION DISTRICT, LARAMIE FORMER YTTRIUM PLANT
MARCH 10, 2014
17R-001-001

Time	Type	Duration (seconds)	Units	Sample ID	Cr	Cr Error	S	S Error
3/10/2014 10:24	Soil	30.2	ppm	c01				
3/10/2014 10:26	Soil	30.29	ppm	c02				
3/10/2014 10:37	Soil	30.84	ppm	c05	< LOD	673.78	< LOD	1059.14
3/10/2014 10:39	Soil	30.53	ppm	c06	< LOD	614.63	< LOD	1559.89
3/10/2014 10:41	Soil	30.49	ppm	c07	< LOD	720.06	< LOD	67824.43
3/10/2014 10:45	Soil	30.96	ppm	c09	< LOD	416.94	< LOD	799.83
3/10/2014 10:50	Soil	30.35	ppm	c10	< LOD	286.95	< LOD	117038.47
3/10/2014 10:52	Soil	30.72	ppm	c11	< LOD	507.97	< LOD	36806.61
3/10/2014 10:54	Soil	30.63	ppm	w01	< LOD	109	< LOD	72639.23
3/10/2014 10:56	Soil	30.29	ppm	C12				
3/10/2014 11:06	Soil	30.29	ppm	B02				
3/10/2014 11:12	Soil	30.67	ppm	C14	< LOD	110.07	< LOD	105825.33
3/10/2014 11:15	Soil	30.39	ppm	C15	< LOD	733.24	< LOD	88855.16
3/10/2014 11:18	Soil	30.28	ppm	C16				
3/10/2014 11:23	Soil	30.9	ppm	C17	< LOD	683.81	< LOD	772.58
3/10/2014 11:26	Soil	30.78	ppm	C18	< LOD	690.35	< LOD	113182.78
3/10/2014 11:45	Soil	30.45	ppm	C19	< LOD	596.41	< LOD	72744.46
3/10/2014 13:04	Soil	30.51	ppm	C20	<LOD	726.61	<LOD	2749.12
3/10/2014 13:06	Soil	30.53	ppm	C21	<LOD	74.16	<LOD	76729.67
3/10/2014 13:11	Soil	30.74	ppm	C22	<LOD	402.16	<LOD	74118.45
3/10/2014 13:13	Soil	30.88	ppm	C23	<LOD	534.16	<LOD	53313.43
3/10/2014 13:16	Soil	30.47	ppm	C24	<LOD	595.65	<LOD	72736.84
3/10/2014 13:22	Soil	30.96	ppm	C26	<LOD	424.79	<LOD	75534.91
3/10/2014 13:23	Soil	30.6	ppm	C27	<LOD	641.68	<LOD	109491.09
3/10/2014 13:25	Soil	30.65	ppm	C28	<LOD	1227.41	<LOD	1631.59
3/10/2014 13:34	Soil	30.43	ppm	S01	<LOD	1428.55	<LOD	1527.36
3/10/2014 13:39	Soil	31.01	ppm	C29	<LOD	97.43	<LOD	26978.68
3/10/2014 13:42	Soil	31.53	ppm	C30	<LOD	360.6	<LOD	55611.23
3/10/2014 13:48	Soil	31.09	ppm	C31	<LOD	449.15	<LOD	68963.94
3/10/2014 13:50	Soil	30.47	ppm	S02	<LOD	1055.04	<LOD	92312.26
3/10/2014 13:55	Soil	30.6	ppm	C32	<LOD	569.46	<LOD	140858
3/10/2014 13:58	Soil	30.7	ppm	B03	<LOD	76.21	261802.58	164503.45
3/10/2014 14:03	Soil	31.13	ppm	C33	<LOD	508.08	<LOD	48365.68
3/10/2014 14:06	Soil	31.41	ppm	C34	<LOD	396.11	<LOD	19915.8
3/10/2014 14:22	Soil	30.37	ppm	C35	<LOD	642.95	<LOD	2718.45
3/10/2014 14:28	Soil	30.94	ppm	B04	<LOD	505.34	<LOD	564.55
3/10/2014 14:33	Soil	30.6	ppm	C36	<LOD	1416.26	<LOD	74602.69
3/10/2014 14:37	Soil	30.62	ppm	C37	<LOD	134.76	<LOD	178016.48
3/10/2014 14:44	Soil	30.89	ppm	C38	<LOD	1062.21	<LOD	119752.95
3/10/2014 14:48	Soil	30.51	ppm	C39	<LOD	415.61	<LOD	1962.69
3/10/2014 14:53	Soil	31.19	ppm	C40	<LOD	395.71	<LOD	47127.82
3/10/2014 14:56	Soil	30.35	ppm	C41	<LOD	126.03	<LOD	82026.68
3/10/2014 15:16	Soil	30.38	ppm	C42	<LOD	713.41	<LOD	1814.76

Note: Chemical symbol columns provide screening results and chemical symbol error columns provide the estimated error of measurement for the stated chemical element. The first character in the Sample ID indicates the material screened; C=concrete, B=brick, W=wood, S=slag.

TABLE 1. XL3T 600
XRF SCREENING RESULTS
LARAMIE RIVERS CONSERVATION DISTRICT, LARAMIE FORMER YTTRIUM PLANT
MARCH 10, 2014
17R-001-001

Time	Type	Duration (seconds)	Units	Sample ID	K	K Error	Sc	Sc Error
3/10/2014 10:24	Soil	30.2	ppm	c01				
3/10/2014 10:26	Soil	30.29	ppm	c02				
3/10/2014 10:37	Soil	30.84	ppm	c05	28469.34	13399.67	< LOD	1656.34
3/10/2014 10:39	Soil	30.53	ppm	c06	< LOD	21499.11	< LOD	3881.98
3/10/2014 10:41	Soil	30.49	ppm	c07	< LOD	13923.68	< LOD	4556.21
3/10/2014 10:45	Soil	30.96	ppm	c09	< LOD	7378.16	< LOD	1879.78
3/10/2014 10:50	Soil	30.35	ppm	c10	< LOD	25464.8	< LOD	4523.26
3/10/2014 10:52	Soil	30.72	ppm	c11	20824.28	11695.51	< LOD	2068.08
3/10/2014 10:54	Soil	30.63	ppm	w01	< LOD	8519.83	< LOD	1872.6
3/10/2014 10:56	Soil	30.29	ppm	C12				
3/10/2014 11:06	Soil	30.29	ppm	B02				
3/10/2014 11:12	Soil	30.67	ppm	C14	< LOD	8748.44	< LOD	1004.09
3/10/2014 11:15	Soil	30.39	ppm	C15	< LOD	328.77	< LOD	1123.56
3/10/2014 11:18	Soil	30.28	ppm	C16				
3/10/2014 11:23	Soil	30.9	ppm	C17	< LOD	8919.94	< LOD	1299.22
3/10/2014 11:26	Soil	30.78	ppm	C18	17693.74	11087.42	< LOD	1000.39
3/10/2014 11:45	Soil	30.45	ppm	C19	< LOD	25526.31	< LOD	2331.21
3/10/2014 13:04	Soil	30.51	ppm	C20	<LOD	27528.92	<LOD	5953.28
3/10/2014 13:06	Soil	30.53	ppm	C21	<LOD	27188.32	<LOD	6139.32
3/10/2014 13:11	Soil	30.74	ppm	C22	<LOD	12272.09	<LOD	790.57
3/10/2014 13:13	Soil	30.88	ppm	C23	<LOD	11811	<LOD	3282.83
3/10/2014 13:16	Soil	30.47	ppm	C24	<LOD	19013.2	<LOD	1989.73
3/10/2014 13:22	Soil	30.96	ppm	C26	<LOD	6406.33	<LOD	533.05
3/10/2014 13:23	Soil	30.6	ppm	C27	<LOD	15685.44	<LOD	305.77
3/10/2014 13:25	Soil	30.65	ppm	C28	29487.3	19388.16	<LOD	3058.09
3/10/2014 13:34	Soil	30.43	ppm	S01	43447.31	24989.95	<LOD	2645.64
3/10/2014 13:39	Soil	31.01	ppm	C29	<LOD	10957.71	<LOD	1630.44
3/10/2014 13:42	Soil	31.53	ppm	C30	<LOD	3986.23	<LOD	286.97
3/10/2014 13:48	Soil	31.09	ppm	C31	<LOD	7381.73	<LOD	956.94
3/10/2014 13:50	Soil	30.47	ppm	S02	<LOD	10802.28	<LOD	1708.81
3/10/2014 13:55	Soil	30.6	ppm	C32	30704.53	19070.05	<LOD	2451.57
3/10/2014 13:58	Soil	30.7	ppm	B03	<LOD	21500.73	<LOD	5609.78
3/10/2014 14:03	Soil	31.13	ppm	C33	19171.31	9848.37	<LOD	2120.21
3/10/2014 14:06	Soil	31.41	ppm	C34	15593.78	7371.67	<LOD	1065.43
3/10/2014 14:22	Soil	30.37	ppm	C35	<LOD	25644.73	<LOD	5933.75
3/10/2014 14:28	Soil	30.94	ppm	B04	<LOD	11081.64	<LOD	1050.85
3/10/2014 14:33	Soil	30.6	ppm	C36	<LOD	9849.66	<LOD	2989.99
3/10/2014 14:37	Soil	30.62	ppm	C37	<LOD	17029.06	<LOD	2525.25
3/10/2014 14:44	Soil	30.89	ppm	C38	<LOD	7081.38	<LOD	811.05
3/10/2014 14:48	Soil	30.51	ppm	C39	<LOD	25482.97	<LOD	4842.87
3/10/2014 14:53	Soil	31.19	ppm	C40	<LOD	9962.36	<LOD	2265.85
3/10/2014 14:56	Soil	30.35	ppm	C41	<LOD	27374.78	<LOD	3112.96
3/10/2014 15:16	Soil	30.38	ppm	C42	<LOD	10442.59	<LOD	4484.4

Note: Chemical symbol columns provide screening results and chemical symbol error columns provide the estimated error of measurement for the stated chemical element. The first character in the Sample ID indicates the material screened; C=concrete, B=brick, W=wood, S=slag.

TABLE 1. XL3T 600
XRF SCREENING RESULTS
LARAMIE RIVERS CONSERVATION DISTRICT, LARAMIE FORMER YTTRIUM PLANT
MARCH 10, 2014
17R-001-001

Time	Type	Duration (seconds)	Units	Sample ID	Ti	Ti Error	V	V Error
3/10/2014 10:24	Soil	30.2	ppm	c01				
3/10/2014 10:26	Soil	30.29	ppm	c02				
3/10/2014 10:37	Soil	30.84	ppm	c05	< LOD	2899.46	< LOD	1019.66
3/10/2014 10:39	Soil	30.53	ppm	c06	< LOD	2053.2	< LOD	1297.28
3/10/2014 10:41	Soil	30.49	ppm	c07	< LOD	2821.93	< LOD	193.33
3/10/2014 10:45	Soil	30.96	ppm	c09	< LOD	1944.11	< LOD	639.19
3/10/2014 10:50	Soil	30.35	ppm	c10	40123.61	11236.98	< LOD	3604.05
3/10/2014 10:52	Soil	30.72	ppm	c11	< LOD	4695.25	< LOD	1730.41
3/10/2014 10:54	Soil	30.63	ppm	w01	< LOD	885.09	< LOD	66.06
3/10/2014 10:56	Soil	30.29	ppm	C12				
3/10/2014 11:06	Soil	30.29	ppm	B02				
3/10/2014 11:12	Soil	30.67	ppm	C14	< LOD	4522.85	< LOD	1745.68
3/10/2014 11:15	Soil	30.39	ppm	C15	< LOD	5976.64	< LOD	2580.25
3/10/2014 11:18	Soil	30.28	ppm	C16				
3/10/2014 11:23	Soil	30.9	ppm	C17	< LOD	2605.69	< LOD	575.77
3/10/2014 11:26	Soil	30.78	ppm	C18	< LOD	3762.15	< LOD	951.92
3/10/2014 11:45	Soil	30.45	ppm	C19	< LOD	3598.93	< LOD	1274.41
3/10/2014 13:04	Soil	30.51	ppm	C20	<LOD	7288.17	<LOD	2099.71
3/10/2014 13:06	Soil	30.53	ppm	C21	<LOD	4095.02	<LOD	280.04
3/10/2014 13:11	Soil	30.74	ppm	C22	<LOD	2672.48	<LOD	1056.5
3/10/2014 13:13	Soil	30.88	ppm	C23	<LOD	1902.08	<LOD	667.89
3/10/2014 13:16	Soil	30.47	ppm	C24	<LOD	6675.96	<LOD	2034.75
3/10/2014 13:22	Soil	30.96	ppm	C26	<LOD	3889.49	<LOD	1270.69
3/10/2014 13:23	Soil	30.6	ppm	C27	<LOD	5942.73	<LOD	2434.06
3/10/2014 13:25	Soil	30.65	ppm	C28	<LOD	7373.83	<LOD	3619.34
3/10/2014 13:34	Soil	30.43	ppm	S01	<LOD	5971.9	<LOD	2075.79
3/10/2014 13:39	Soil	31.01	ppm	C29	<LOD	4148.67	<LOD	1396.37
3/10/2014 13:42	Soil	31.53	ppm	C30	<LOD	2292.63	<LOD	1052.54
3/10/2014 13:48	Soil	31.09	ppm	C31	<LOD	2892.54	<LOD	904.3
3/10/2014 13:50	Soil	30.47	ppm	S02	<LOD	8233.41	<LOD	2159.77
3/10/2014 13:55	Soil	30.6	ppm	C32	<LOD	1155.79	<LOD	80.1
3/10/2014 13:58	Soil	30.7	ppm	B03	<LOD	3317.65	<LOD	227.27
3/10/2014 14:03	Soil	31.13	ppm	C33	<LOD	2904.27	<LOD	926.49
3/10/2014 14:06	Soil	31.41	ppm	C34	3588.39	2143.35	<LOD	1107.56
3/10/2014 14:22	Soil	30.37	ppm	C35	<LOD	9208.32	<LOD	2584.44
3/10/2014 14:28	Soil	30.94	ppm	B04	<LOD	3484.51	<LOD	1049.95
3/10/2014 14:33	Soil	30.6	ppm	C36	50633.63	13906.14	<LOD	6455.47
3/10/2014 14:37	Soil	30.62	ppm	C37	<LOD	7574.08	<LOD	2063.69
3/10/2014 14:44	Soil	30.89	ppm	C38	<LOD	14612.97	<LOD	5080.38
3/10/2014 14:48	Soil	30.51	ppm	C39	<LOD	6702.95	<LOD	2086.02
3/10/2014 14:53	Soil	31.19	ppm	C40	5268.84	3483.4	<LOD	1471.31
3/10/2014 14:56	Soil	30.35	ppm	C41	<LOD	5185.47	<LOD	1928.33
3/10/2014 15:16	Soil	30.38	ppm	C42	<LOD	4592.84	<LOD	313.86

Note: Chemical symbol columns provide screening results and chemical symbol error columns provide the estimated error of measurement for the stated chemical element. The first character in the Sample ID indicates the material screened; C=concrete, B=brick, W=wood, S=slag.

TABLE 1. XL3T 600
XRF SCREENING RESULTS
LARAMIE RIVERS CONSERVATION DISTRICT, LARAMIE FORMER YTTRIUM PLANT
MARCH 10, 2014
17R-001-001

Time	Type	Duration (seconds)	Units	Sample ID	Ca	Ca Error
3/10/2014 10:24	Soil	30.2	ppm	c01		
3/10/2014 10:26	Soil	30.29	ppm	c02		
3/10/2014 10:37	Soil	30.84	ppm	c05	71635.73	14434.17
3/10/2014 10:39	Soil	30.53	ppm	c06	98084.76	23660.21
3/10/2014 10:41	Soil	30.49	ppm	c07	173494.41	29919.99
3/10/2014 10:45	Soil	30.96	ppm	c09	59412.23	12764.56
3/10/2014 10:50	Soil	30.35	ppm	c10	145793.41	31372.98
3/10/2014 10:52	Soil	30.72	ppm	c11	87198.02	15827.6
3/10/2014 10:54	Soil	30.63	ppm	w01	13266.6	8612.25
3/10/2014 10:56	Soil	30.29	ppm	C12		
3/10/2014 11:06	Soil	30.29	ppm	B02		
3/10/2014 11:12	Soil	30.67	ppm	C14	< LOD	10326.27
3/10/2014 11:15	Soil	30.39	ppm	C15	< LOD	4973.76
3/10/2014 11:18	Soil	30.28	ppm	C16		
3/10/2014 11:23	Soil	30.9	ppm	C17	42846.44	11135.58
3/10/2014 11:26	Soil	30.78	ppm	C18	14648.37	7206.04
3/10/2014 11:45	Soil	30.45	ppm	C19	89209.09	22298.78
3/10/2014 13:04	Soil	30.51	ppm	C20	301915.69	44985.68
3/10/2014 13:06	Soil	30.53	ppm	C21	331616.72	44002.64
3/10/2014 13:11	Soil	30.74	ppm	C22	<LOD	6854.13
3/10/2014 13:13	Soil	30.88	ppm	C23	202369.52	24085.71
3/10/2014 13:16	Soil	30.47	ppm	C24	43702.6	15650.44
3/10/2014 13:22	Soil	30.96	ppm	C26	<LOD	6529.2
3/10/2014 13:23	Soil	30.6	ppm	C27	<LOD	8750.31
3/10/2014 13:25	Soil	30.65	ppm	C28	94051.06	23311.46
3/10/2014 13:34	Soil	30.43	ppm	S01	42867.01	17622.03
3/10/2014 13:39	Soil	31.01	ppm	C29	70689.88	12046.62
3/10/2014 13:42	Soil	31.53	ppm	C30	5233.73	2852.77
3/10/2014 13:48	Soil	31.09	ppm	C31	29786.92	8049.97
3/10/2014 13:50	Soil	30.47	ppm	S02	<LOD	14506.75
3/10/2014 13:55	Soil	30.6	ppm	C32	93781.88	22572.6
3/10/2014 13:58	Soil	30.7	ppm	B03	197539.09	33447.43
3/10/2014 14:03	Soil	31.13	ppm	C33	102286.63	14846.42
3/10/2014 14:06	Soil	31.41	ppm	C34	38094.82	7746.61
3/10/2014 14:22	Soil	30.37	ppm	C35	338996.69	44474.7
3/10/2014 14:28	Soil	30.94	ppm	B04	13229.69	6159.19
3/10/2014 14:33	Soil	30.6	ppm	C36	67757.92	19639.03
3/10/2014 14:37	Soil	30.62	ppm	C37	97667	23182.77
3/10/2014 14:44	Soil	30.89	ppm	C38	<LOD	7222.11
3/10/2014 14:48	Soil	30.51	ppm	C39	136192.67	30316.45
3/10/2014 14:53	Soil	31.19	ppm	C40	124547.95	16109.93
3/10/2014 14:56	Soil	30.35	ppm	C41	66160.65	20574
3/10/2014 15:16	Soil	30.38	ppm	C42	132420.81	29744.04

Note: Chemical symbol columns provide screening results and chemical symbol error columns provide the estimated error of measurement for the stated chemical element. The first character in the Sample ID indicates the material screened; C=concrete, B=brick, W=wood, S=slag.

TABLE 2. XL2 980
XRF SCREENING RESULTS
LARAMIE RIVERS CONSERVATION DISTRICT, LARAMIE FORMER YTTRIUM PLANT
MARCH 10, 2014
17R-001-001

Time	Type	Duration (seconds)	Action Level	Results	Units	Sample ID	Pb	Pb Error
3/10/2014 11:10	Quantify Lead Paint	5.38	1	Negative	mg / cm ^2	p01	<LOD	0.01
3/10/2014 11:10	Quantify Lead Paint	5.32	1	Negative	mg / cm ^2	p01	<LOD	0.01
3/10/2014 11:12	Quantify Lead Paint	1.29	1	Negative	mg / cm ^2	p02	<LOD	0.02
3/10/2014 11:12	Quantify Lead Paint	1.29	1	Negative	mg / cm ^2	p02	<LOD	0.01
3/10/2014 11:13	Quantify Lead Paint	2.31	1	Negative	mg / cm ^2	p02	<LOD	0.01
3/10/2014 11:14	Quantify Lead Paint	1.28	1	Negative	mg / cm ^2	p03	<LOD	0.02
3/10/2014 11:15	Quantify Lead Paint	1.31	1	Negative	mg / cm ^2	p03	<LOD	0.01
3/10/2014 11:15	Quantify Lead Paint	1.24	1	Negative	mg / cm ^2	p03	<LOD	0.02
3/10/2014 11:17	Quantify Lead Paint	0.16	1	Negative	mg / cm ^2	p03	<LOD	0.01
3/10/2014 11:17	Quantify Lead Paint	1.27	1	Negative	mg / cm ^2	p04	<LOD	0.02
3/10/2014 11:17	Quantify Lead Paint	1.3	1	Negative	mg / cm ^2	p04	<LOD	0.02
3/10/2014 11:20	Quantify Lead Paint	0.7	1	Negative	mg / cm ^2	p05	<LOD	0.02
3/10/2014 11:20	Quantify Lead Paint	0.78	1	Negative	mg / cm ^2	p05	<LOD	0.03
3/10/2014 11:20	Quantify Lead Paint	0.68	1	Negative	mg / cm ^2	p05	<LOD	0.01
3/10/2014 11:20	Quantify Lead Paint	1.35	1	Negative	mg / cm ^2	p05	<LOD	0.01
3/10/2014 11:21	Quantify Lead Paint	0.75	1	Negative	mg / cm ^2	p05	<LOD	0.02
3/10/2014 11:22	Quantify Lead Paint	0.55	1	Negative	mg / cm ^2	p05	<LOD	0.01
3/10/2014 11:23	Quantify Lead Paint	0.69	1	Negative	mg / cm ^2	p06	<LOD	0.02
3/10/2014 11:23	Quantify Lead Paint	0.72	1	Negative	mg / cm ^2	p06	<LOD	0.01
3/10/2014 11:23	Quantify Lead Paint	0.7	1	Negative	mg / cm ^2	p06	<LOD	0.01
3/10/2014 11:23	Quantify Lead Paint	0.68	1	Negative	mg / cm ^2	p06	<LOD	0.01
3/10/2014 11:26	Quantify Lead Paint	1.27	1	Negative	mg / cm ^2	p07	0.05	0.03
3/10/2014 11:26	Quantify Lead Paint	1.35	1	Negative	mg / cm ^2	p07	<LOD	0.03
3/10/2014 11:27	Quantify Lead Paint	1.32	1	Negative	mg / cm ^2	p07	<LOD	0.03
3/10/2014 11:31	Quantify Lead Paint	1.27	1	Negative	mg / cm ^2	p08	<LOD	0.02
3/10/2014 11:31	Quantify Lead Paint	1.29	1	Negative	mg / cm ^2	p08	<LOD	0.03
3/10/2014 11:31	Quantify Lead Paint	1.32	1	Negative	mg / cm ^2	p08	<LOD	0.02
3/10/2014 11:32	Quantify Lead Paint	0.55	1	Negative	mg / cm ^2	p08	<LOD	0.01
3/10/2014 11:39	Quantify Lead Paint	1.27	1	Negative	mg / cm ^2	p09	<LOD	0.01
3/10/2014 11:39	Quantify Lead Paint	1.27	1	Negative	mg / cm ^2	p09	<LOD	0.01
3/10/2014 11:39	Quantify Lead Paint	1.32	1	Negative	mg / cm ^2	p09	<LOD	0.02
3/10/2014 11:39	Quantify Lead Paint	1.31	1	Negative	mg / cm ^2	p09	<LOD	0.01
3/10/2014 11:40	Quantify Lead Paint	1.25	1	Negative	mg / cm ^2	p09	<LOD	0.02
3/10/2014 11:41	Quantify Lead Paint	0.69	1	Negative	mg / cm ^2	p010	<LOD	0.01
3/10/2014 11:41	Quantify Lead Paint	0.67	1	Negative	mg / cm ^2	p010	<LOD	0.03
3/10/2014 11:41	Quantify Lead Paint	0.69	1	Negative	mg / cm ^2	p010	<LOD	0.04

Note: Action Level column indicates the concentration the screening result was compared with to determine if the result for lead paint was positive or negative. The first character in the Sample ID indicates the material screened; P=paint.

TABLE 2. XL2 980
XRF SCREENING RESULTS
LARAMIE RIVERS CONSERVATION DISTRICT, LARAMIE FORMER YTTRIUM PLANT
MARCH 10, 2014
17R-001-001

Time	Type	Duration (seconds)	Action Level	Results	Units	Sample ID	Pb	Pb Error
3/10/2014 11:42	Quantify Lead Paint	1.29	1	Negative	mg / cm ^2	p010	<LOD	0.01
3/10/2014 11:42	Quantify Lead Paint	0.7	1	Negative	mg / cm ^2	p010	<LOD	0.01
3/10/2014 11:49	Quantify Lead Paint	0.72	1	Negative	mg / cm ^2	p011	<LOD	0.08
3/10/2014 12:09	Quantify Lead Paint	5.21	1	Positive	mg / cm ^2	po12	4.1	0.37
3/10/2014 12:09	Quantify Lead Paint	2.26	1	Positive	mg / cm ^2	po12	2.75	1.04
3/10/2014 12:10	Quantify Lead Paint	1.32	1	Positive	mg / cm ^2	po12	2.91	0.41
3/10/2014 12:10	Quantify Lead Paint	1.25	1	Positive	mg / cm ^2	po12	1.65	0.26
3/10/2014 12:14	Quantify Lead Paint	0.55	1	Negative	mg / cm ^2	po12	<LOD	0.01
3/10/2014 12:14	Quantify Lead Paint	1.36	1	Positive	mg / cm ^2	po13	3.37	0.5
3/10/2014 12:14	Quantify Lead Paint	1.3	1	Positive	mg / cm ^2	po13	2.98	0.45
3/10/2014 12:15	Quantify Lead Paint	1.28	1	Positive	mg / cm ^2	po13	2.6	0.43
3/10/2014 12:21	Quantify Lead Paint	1.34	1	Negative	mg / cm ^2	po14	<LOD	0.01
3/10/2014 12:37	Quantify Lead Paint	1.27	1	Negative	mg / cm ^2	po15	<LOD	0.01
3/10/2014 12:37	Quantify Lead Paint	1.27	1	Negative	mg / cm ^2	po15	<LOD	0.01
3/10/2014 12:37	Quantify Lead Paint	1.29	1	Negative	mg / cm ^2	po15	<LOD	0.01
3/10/2014 12:37	Quantify Lead Paint	1.27	1	Negative	mg / cm ^2	po15	<LOD	0.01
3/10/2014 12:44	Quantify Lead Paint	0.55	1	Negative	mg / cm ^2	po15	<LOD	0.01
3/10/2014 13:57	Quantify Lead Paint	1.24	1	Negative	mg / cm ^2	po16	<LOD	0.01
3/10/2014 13:57	Quantify Lead Paint	0.7	1	Negative	mg / cm ^2	po16	<LOD	0.02
3/10/2014 13:57	Quantify Lead Paint	0.72	1	Negative	mg / cm ^2	po16	<LOD	0.01
3/10/2014 14:01	Quantify Lead Paint	0.77	1	Positive	mg / cm ^2	po17	5.4	1.37
3/10/2014 14:01	Quantify Lead Paint	0.74	1	Positive	mg / cm ^2	po17	3.6	0.91
3/10/2014 14:01	Quantify Lead Paint	1.3	1	Positive	mg / cm ^2	po17	4.11	0.57
3/10/2014 14:01	Quantify Lead Paint	1.24	1	Positive	mg / cm ^2	po17	1.55	0.3
3/10/2014 14:02	Quantify Lead Paint	1.29	1	Positive	mg / cm ^2	po17	3.15	0.46
3/10/2014 14:02	Quantify Lead Paint	1.32	1	Negative	mg / cm ^2	po17	<LOD	0.02
3/10/2014 14:03	Quantify Lead Paint	0.73	1	Positive	mg / cm ^2	po17	3.27	0.9
3/10/2014 14:03	Quantify Lead Paint	0.72	1	Positive	mg / cm ^2	po18	4.64	1.26
3/10/2014 14:04	Quantify Lead Paint	1.25	1	Positive	mg / cm ^2	po18	4.07	0.82
3/10/2014 14:04	Quantify Lead Paint	1.31	1	Positive	mg / cm ^2	po18	3.12	0.48
3/10/2014 14:04	Quantify Lead Paint	0.7	1	Positive	mg / cm ^2	po18	4.67	1.26
3/10/2014 14:04	Quantify Lead Paint	1.35	1	Positive	mg / cm ^2	po18	4.14	0.64
3/10/2014 14:04	Quantify Lead Paint	0.69	1	Positive	mg / cm ^2	po18	3.81	1.04
3/10/2014 14:05	Quantify Lead Paint	0.68	1	Negative	mg / cm ^2	po19	<LOD	0.07
3/10/2014 14:05	Quantify Lead Paint	0.69	1	Negative	mg / cm ^2	po19	<LOD	0.05
3/10/2014 14:05	Quantify Lead Paint	1.35	1	Negative	mg / cm ^2	po19	<LOD	0.01
3/10/2014 14:06	Quantify Lead Paint	1.29	1	Negative	mg / cm ^2	po19	<LOD	0.01
3/10/2014 14:06	Quantify Lead Paint	0.7	1	Negative	mg / cm ^2	po20	<LOD	0.05
3/10/2014 14:07	Quantify Lead Paint	0.72	1	Negative	mg / cm ^2	po20	<LOD	0.02
3/10/2014 14:07	Quantify Lead Paint	0.77	1	Negative	mg / cm ^2	po20	<LOD	0.02
3/10/2014 14:08	Quantify Lead Paint	1.28	1	Negative	mg / cm ^2	po20	<LOD	0.02

Note: Action Level column indicates the concentration the screening result was compared with to determine if the result for lead paint was positive or negative. The first character in the Sample ID indicates the material screened; P=paint.

TABLE 2. XL2 980
XRF SCREENING RESULTS
LARAMIE RIVERS CONSERVATION DISTRICT, LARAMIE FORMER YTTRIUM PLANT
MARCH 10, 2014
17R-001-001

Time	Type	Duration (seconds)	Action Level	Results	Units	Sample ID	Pb	Pb Error
3/10/2014 14:08	Quantify Lead Paint	0.71	1	Negative	mg / cm ^2	po20	<LOD	0.03
3/10/2014 14:14	Quantify Lead Paint	0.7	1	Negative	mg / cm ^2	po21	<LOD	0.02
3/10/2014 14:14	Quantify Lead Paint	1.32	1	Negative	mg / cm ^2	po21	<LOD	0.01
3/10/2014 14:14	Quantify Lead Paint	1.33	1	Negative	mg / cm ^2	po21	<LOD	0.01
3/10/2014 14:15	Quantify Lead Paint	1.3	1	Negative	mg / cm ^2	po21	<LOD	0.02
3/10/2014 14:15	Quantify Lead Paint	1.28	1	Negative	mg / cm ^2	po21	<LOD	0.02
3/10/2014 14:16	Quantify Lead Paint	0.68	1	Negative	mg / cm ^2	po22	<LOD	0.02
3/10/2014 14:16	Quantify Lead Paint	1.32	1	Negative	mg / cm ^2	po22	<LOD	0.01
3/10/2014 14:16	Quantify Lead Paint	1.28	1	Negative	mg / cm ^2	po22	<LOD	0.01
3/10/2014 14:17	Quantify Lead Paint	1.24	1	Negative	mg / cm ^2	po22	<LOD	0.01
3/10/2014 14:17	Quantify Lead Paint	1.29	1	Negative	mg / cm ^2	po22	<LOD	0.01
3/10/2014 14:18	Quantify Lead Paint	1.27	1	Negative	mg / cm ^2	po22	<LOD	0.01
3/10/2014 14:18	Quantify Lead Paint	0.73	1	Negative	mg / cm ^2	po22	<LOD	0.02
3/10/2014 14:18	Quantify Lead Paint	1.29	1	Negative	mg / cm ^2	po22	<LOD	0.02
3/10/2014 14:25	Quantify Lead Paint	0.71	1	Negative	mg / cm ^2	po23	<LOD	0.02
3/10/2014 14:26	Quantify Lead Paint	0.68	1	Negative	mg / cm ^2	po23	<LOD	0.03
3/10/2014 14:29	Quantify Lead Paint	0.68	1	Negative	mg / cm ^2	po23	<LOD	0.02
3/10/2014 14:29	Quantify Lead Paint	0.69	1	Negative	mg / cm ^2	po23	<LOD	0.01
3/10/2014 14:31	Quantify Lead Paint	0.77	1	Negative	mg / cm ^2	po24	<LOD	0.07
3/10/2014 14:31	Quantify Lead Paint	1.34	1	Negative	mg / cm ^2	po24	<LOD	0.03
3/10/2014 14:32	Quantify Lead Paint	0.72	1	Negative	mg / cm ^2	po24	<LOD	0.12
3/10/2014 14:32	Quantify Lead Paint	1.35	1	Inconclusive	mg / cm ^2	po24	0.79	0.21
3/10/2014 14:32	Quantify Lead Paint	0.7	1	Negative	mg / cm ^2	po24	<LOD	0.06
3/10/2014 14:32	Quantify Lead Paint	1.31	1	Negative	mg / cm ^2	po24	<LOD	0.05
3/10/2014 14:32	Quantify Lead Paint	1.28	1	Negative	mg / cm ^2	po24	0.2	0.07
3/10/2014 14:50	Quantify Lead Paint	1.35	1	Negative	mg / cm ^2	po25	<LOD	0.02
3/10/2014 14:50	Quantify Lead Paint	1.27	1	Negative	mg / cm ^2	po25	<LOD	0.01
3/10/2014 14:51	Quantify Lead Paint	1.38	1	Negative	mg / cm ^2	po25	<LOD	0.01
3/10/2014 14:51	Quantify Lead Paint	1.36	1	Negative	mg / cm ^2	po25	<LOD	0.01
3/10/2014 14:52	Quantify Lead Paint	1.31	1	Negative	mg / cm ^2	po25	<LOD	0.01
3/10/2014 14:54	Quantify Lead Paint	1.27	1	Negative	mg / cm ^2	po25	<LOD	0.02
3/10/2014 15:20	Quantify Lead Paint	1.33	1	Inconclusive	mg / cm ^2	po26	0.95	0.21
3/10/2014 15:20	Quantify Lead Paint	1.31	1	Negative	mg / cm ^2	po26	0.75	0.17
3/10/2014 15:20	Quantify Lead Paint	5.25	1	Positive	mg / cm ^2	po26	1.26	0.14
3/10/2014 15:20	Quantify Lead Paint	5.7	1	Negative	mg / cm ^2	po26	0.77	0.1
3/10/2014 15:21	Quantify Lead Paint	0.69	1	Negative	mg / cm ^2	po26	0.33	0.17
3/10/2014 15:21	Quantify Lead Paint	0.78	1	Negative	mg / cm ^2	po26	0.37	0.18
3/10/2014 15:21	Quantify Lead Paint	4.5	1	Negative	mg / cm ^2	po26	0.76	0.11
3/10/2014 15:22	Quantify Lead Paint	1.27	1	Negative	mg / cm ^2	po27	<LOD	0.02
3/10/2014 15:23	Quantify Lead Paint	1.33	1	Negative	mg / cm ^2	po27	<LOD	0.01
3/10/2014 15:23	Quantify Lead Paint	1.29	1	Negative	mg / cm ^2	po27	<LOD	0.01
3/10/2014 15:23	Quantify Lead Paint	1.28	1	Negative	mg / cm ^2	po27	0.47	0.12
3/10/2014 15:23	Quantify Lead Paint	1.29	1	Negative	mg / cm ^2	po27	0.12	0.05
3/10/2014 15:23	Quantify Lead Paint	1.29	1	Negative	mg / cm ^2	po27	0.16	0.07
3/10/2014 15:24	Quantify Lead Paint	2.3	1	Positive	mg / cm ^2	po27	3.78	1.33
3/10/2014 15:24	Quantify Lead Paint	1.3	1	Positive	mg / cm ^2	po27	3.9	0.51
3/10/2014 15:24	Quantify Lead Paint	1.26	1	Positive	mg / cm ^2	po27	4.42	0.57
3/10/2014 15:26	Quantify Lead Paint	1.27	1	Positive	mg / cm ^2	po27	4.51	0.57
3/10/2014 15:27	Quantify Lead Paint	1.31	1	Positive	mg / cm ^2	po27	3.63	0.48

Note: Action Level column indicates the concentration the screening result was compared with to determine if the result for lead paint was positive or negative. The first character in the Sample ID indicates the material screened; P=paint.

TABLE 2. XL2 980
XRF SCREENING RESULTS
LARAMIE RIVERS CONSERVATION DISTRICT, LARAMIE FORMER YTTRIUM PLANT
MARCH 10, 2014
17R-001-001

Time	Type	Duration (seconds)	Action Level	Results	Units	Sample ID	Pb	Pb Error
3/10/2014 15:27	Quantify Lead Paint	0.54	1	Negative	mg / cm ^2	po27	<LOD	0.01
3/10/2014 15:27	Quantify Lead Paint	1.29	1	Negative	mg / cm ^2	po27	<LOD	0.02
3/10/2014 15:27	Quantify Lead Paint	1.29	1	Negative	mg / cm ^2	po27	0.06	0.04
3/10/2014 15:28	Quantify Lead Paint	1.35	1	Negative	mg / cm ^2	po27	<LOD	0.01
3/10/2014 15:28	Quantify Lead Paint	1.35	1	Negative	mg / cm ^2	po27	<LOD	0.01
3/10/2014 15:28	Quantify Lead Paint	1.27	1	Negative	mg / cm ^2	po27	<LOD	0.01
3/10/2014 15:29	Quantify Lead Paint	1.26	1	Negative	mg / cm ^2	po27	<LOD	0.01
3/10/2014 15:29	Quantify Lead Paint	1.31	1	Negative	mg / cm ^2	po27	<LOD	0.01
3/10/2014 15:30	Quantify Lead Paint	0.7	1	Negative	mg / cm ^2	po28	<LOD	0.02
3/10/2014 15:30	Quantify Lead Paint	1.32	1	Negative	mg / cm ^2	po28	<LOD	0.01
3/10/2014 15:30	Quantify Lead Paint	1.28	1	Negative	mg / cm ^2	po28	<LOD	0.01
3/10/2014 15:30	Quantify Lead Paint	1.29	1	Negative	mg / cm ^2	po28	<LOD	0.01
3/10/2014 15:31	Quantify Lead Paint	1.29	1	Negative	mg / cm ^2	po28	<LOD	0.01
3/10/2014 15:31	Quantify Lead Paint	1.31	1	Negative	mg / cm ^2	po28	<LOD	0.01
3/10/2014 15:31	Quantify Lead Paint	1.28	1	Negative	mg / cm ^2	po28	<LOD	0.01
3/10/2014 15:36	Quantify Lead Paint	0.72	1	Negative	mg / cm ^2	po29	<LOD	0.03
3/10/2014 15:36	Quantify Lead Paint	1.34	1	Negative	mg / cm ^2	po29	<LOD	0.01
3/10/2014 15:36	Quantify Lead Paint	1.27	1	Negative	mg / cm ^2	po29	<LOD	0.02
3/10/2014 15:36	Quantify Lead Paint	1.33	1	Negative	mg / cm ^2	po29	<LOD	0.01

Note: Action Level column indicates the concentration the screening result was compared with to determine if the result for lead paint was positive or negative. The first character in the Sample ID indicates the material screened; P=paint.

ATTACHMENT A
XRF SCREENING PHOTO LOG

ATTACHMENT A. XRF SCREENING PHOTO LOG
LARAMIE RIVERS CONSERVATION DISTRICT, LARAMIE FORMER YTTRIUM PLANT
MARCH 10, 2014, 17R-001-001

P01

P01

C01,C02

C05

ATTACHMENT A. XRF SCREENING PHOTO LOG
LARAMIE RIVERS CONSERVATION DISTRICT, LARAMIE FORMER YTTRIUM PLANT
MARCH 10, 2014, 17R-001-001

P04

P05

C06,C07,P06

C06,C07,P06

ATTACHMENT A. XRF SCREENING PHOTO LOG
LARAMIE RIVERS CONSERVATION DISTRICT, LARAMIE FORMER YTTRIUM PLANT
MARCH 10, 2014, 17R-001-001

C08

C09

P07

P08

ATTACHMENT A. XRF SCREENING PHOTO LOG
LARAMIE RIVERS CONSERVATION DISTRICT, LARAMIE FORMER YTTRIUM PLANT
MARCH 10, 2014, 17R-001-001

C10,P09

W01

C12,B01

C12,B01

ATTACHMENT A. XRF SCREENING PHOTO LOG
LARAMIE RIVERS CONSERVATION DISTRICT, LARAMIE FORMER YTTRIUM PLANT
MARCH 10, 2014, 17R-001-001

C13,B02

C13,B02

P010

P010

ATTACHMENT A. XRF SCREENING PHOTO LOG
LARAMIE RIVERS CONSERVATION DISTRICT, LARAMIE FORMER YTTRIUM PLANT
MARCH 10, 2014, 17R-001-001

C14,C15,C16,P012

C14,C15,C16,P012

C17,P012

C18

ATTACHMENT A. XRF SCREENING PHOTO LOG
LARAMIE RIVERS CONSERVATION DISTRICT, LARAMIE FORMER YTTRIUM PLANT
MARCH 10, 2014, 17R-001-001

2P012

P012

C23

C23

ATTACHMENT A. XRF SCREENING PHOTO LOG
LARAMIE RIVERS CONSERVATION DISTRICT, LARAMIE FORMER YTTRIUM PLANT
MARCH 10, 2014, 17R-001-001

C24

C24

P017

C25,C26,C27,P018

ATTACHMENT A. XRF SCREENING PHOTO LOG
LARAMIE RIVERS CONSERVATION DISTRICT, LARAMIE FORMER YTTRIUM PLANT
MARCH 10, 2014, 17R-001-001

C25,C26,C27,P018

C25,C26,P018

C28,P019

S01,P022

ATTACHMENT A. XRF SCREENING PHOTO LOG
LARAMIE RIVERS CONSERVATION DISTRICT, LARAMIE FORMER YTTRIUM PLANT
MARCH 10, 2014, 17R-001-001

S01

C29

C30

C32,B03,P24

ATTACHMENT A. XRF SCREENING PHOTO LOG
LARAMIE RIVERS CONSERVATION DISTRICT, LARAMIE FORMER YTTRIUM PLANT
MARCH 10, 2014, 17R-001-001

C32,B03,P24

C35,P020

B04

B04

ATTACHMENT A. XRF SCREENING PHOTO LOG
LARAMIE RIVERS CONSERVATION DISTRICT, LARAMIE FORMER YTTRIUM PLANT
MARCH 10, 2014, 17R-001-001

C36,P026

C37

C38,P027

C38

ATTACHMENT A. XRF SCREENING PHOTO LOG
LARAMIE RIVERS CONSERVATION DISTRICT, LARAMIE FORMER YTTRIUM PLANT
MARCH 10, 2014, 17R-001-001

C39

C40,C41,P027

C40,C41,P027

C41

ATTACHMENT B
XL3t 600 XRF CALIBRATION AND BLANK CHECK
XL2 980 XRF CALIBRATION AND BLANK CHECK

ATTACHMENT B. XRF RCRA METALS STANDARD
CALIBRATION AND BLANK CHECK, LARAMIE RIVERS CONSERVATION DISTRICT
LARAMIE FORMER YTTRIUM PLANT
MARCH 10, 2014
17R-001-001

XRF Model: XL3t 600 XRF SN: 39589

		Date / Time 3-10-14 / 0913		Date / Time 3-10-14 / 1130		Date / Time 3-10-14 / 1515		Date / Time /		Date / Time /	
	Standard Concentration	XRF Reading 1	Calibrator	XRF Reading 2	Calibrator	XRF Reading 3	Calibrator	XRF Reading 4	Calibrator	XRF Reading 5	Calibrator
	(ppm)	(ppm)	Initials	(ppm)	Initials	(ppm)	Initials	(ppm)	Initials	(ppm)	Initials
Lead	500	450	EB	447	EB	445	EB				
Barium	NA	ND	EB	ND	EB	ND	EB				
Cadmium	500	ND<5924	EB	ND<6902	EB	ND<6327	EB				
Chromium	500	ND<845	EB	ND<1019	EB	ND<793	EB				
Mercury	NA	ND<12	EB	ND<11	EB	ND<12	EB				
Selenium	500	440	EB	427	EB	448	EB				
Silver	500	ND	EB	ND	EB	ND	EB				
Arsenic	500	371	EB	402	EB	428	EB				

		Date / Time 3-10-14 / 0919		Date / Time 3-10-14 / 1130		Date / Time 3-10-14 / 1515		Date / Time /		Date / Time /	
	Blank Concentration	XRF Blank Reading 1	Calibrator	XRF Blank Reading 2	Calibrator	XRF Blank Reading 3	Calibrator	XRF Blank Reading 4	Calibrator	XRF Blank Reading 5	Calibrator
	(ppm)	(ppm)	Initials	(ppm)	Initials	(ppm)	Initials	(ppm)	Initials	(ppm)	Initials
Lead	NA	ND<9	EB	ND	EB	ND<9	EB				
Barium	NA	ND	EB	ND	EB	ND	EB				
Cadmium	NA	ND<18	EB	ND	EB	ND<552	EB				
Chromium	NA	ND<229	EB	ND	EB	ND<82	EB				
Mercury	NA	ND<9	EB	ND	EB	ND<9	EB				
Selenium	NA	ND<4	EB	ND	EB	ND<4	EB				
Silver	NA	ND	EB	ND	EB	ND	EB				
Arsenic	NA	ND<6	EB	ND	EB	ND<6	EB				

ATTACHMENT B. XRF LEAD PAINT STANDARD
CALIBRATION AND BLANK CHECK, LARAMIE RIVERS CONSERVATION DISTRICT
LARAMIE FORMER YTTRIUM PLANT
MARCH 10, 2014
17R-001-001

XRF Model: XL2 980 XRF SN: 72109

	Surface	Date / Time 3-10-14 / 0920		Date / Time 3-10-14 / 1130		Date / Time 3-10-14 / 1515		Date / Time /		Date / Time /	
	Standard Concentration (range)	XRF Reading 1	Calibrator	XRF Reading 2	Calibrator	XRF Reading 3	Calibrator	XRF Reading 4	Calibrator	XRF Reading 5	Calibrator
	(mg/cm^2)	(mg/cm^2)	Initials	(mg/cm^2)	Initials	(mg/cm^2)	Initials	(mg/cm^2)	Initials	(mg/cm^2)	Initials
SRM 2570 (Blank)	<0.01	ND< 0.01	EB	ND< 0.01	EB	ND< 0.01	EB				
SRM 2571	3.58 (3.19-3.97)	3.49	EB	3.54	EB	3.45	EB				
SRM 2572	1.53 (1.44-1.62)	1.54	EB	1.56	EB	1.61	EB				
SRM 2573	1.04 (0.98-1.10)	1.07	EB	1.04	EB	1.09	EB				
SRM 2574	0.71 (0.63-0.79)	0.67	EB	0.68	EB	0.69	EB				
SRM 2575	0.31 (0.29-0.33)	0.32	EB	0.31	EB	0.3	EB				

ATTACHMENT C
ASBESTOS INSPECTOR CERTIFICATIONS

GOBBELL HAYS PARTNERS, INC.

10500 East 54th Avenue, Suite J ❖ Denver, CO 80239
Ph. (303) 574-0082 ❖ Fax (303) 574-0061

CERTIFIES THAT

TODD FORRY

Has successfully completed

The 4-Hour **EPA-APPROVED AHERA ASBESTOS COURSE** for Building Inspector Refresher.
This course is EPA-approved under Section 206 of the Toxic Substances Control Act (TSCA)
and meets the requirements of Colorado Regulation No. 8.
Gobbell Hays Partners, Inc. purchased MCA Environmental, Inc. and course approval can
be found in the EPA directory under MCA Environmental, Inc. listed as training provider #931.

Course Date:	09/10/2013
Exam Date:	N/A
Certificate No.:	09/13BIRGHP3
Expiration Date:	09/10/2014

Wade E. Anderson - Director

GOBBELL HAYS PARTNERS, INC.

10500 East 54th Avenue, Suite J ❖ Denver, CO 80239
Ph. (303) 574-0082 ❖ Fax (303) 574-0061

CERTIFIES THAT

TODD FORRY

Has successfully completed

The 8-Hour **EPA-APPROVED AHERA ASBESTOS COURSE** for Contractor/Supervisor Refresher. This course is EPA-approved under Section 206 of the Toxic Substances Control Act (TSCA) and meets the requirements of Colorado Regulation No. 8. Gobbell Hays Partners, Inc. purchased MCA Environmental, Inc. and course approval can be found in the EPA directory under MCA Environmental, Inc. listed as training provider #931

Course Date: 09/11/2013
Exam Date: N/A
Certificate No.: 09/13CSRGHP01
Expiration Date: 09/11/2014

Wade E. Anderson - Director

ATTACHMENT D
ASBESTOS SAMPLING PHOTO LOG

ATTACHMENT D. ASBESTOS SAMPLING PHOTO LOG
LARAMIE RIVERS CONSERVATION DISTRICT, LARAMIE FORMER YTTRIUM PLANT
MARCH 10, 2014, 17R-001-001

IP1

IP1

IP1



IP2

ATTACHMENT D. ASBESTOS SAMPLING PHOTO LOG
LARAMIE RIVERS CONSERVATION DISTRICT, LARAMIE FORMER YTTRIUM PLANT
MARCH 10, 2014, 17R-001-001

IP2

IP3

IP4

ATTACHMENT D. ASBESTOS SAMPLING PHOTO LOG
LARAMIE RIVERS CONSERVATION DISTRICT, LARAMIE FORMER YTTRIUM PLANT
MARCH 10, 2014, 17R-001-001

IP5

IP6

IP7

IP8

ATTACHMENT D. ASBESTOS SAMPLING PHOTO LOG
LARAMIE RIVERS CONSERVATION DISTRICT, LARAMIE FORMER YTTRIUM PLANT
MARCH 10, 2014, 17R-001-001

IP9

IP10

ATTACHMENT E
ASBESTOS INSPECTION FORMS

ASBESTOS INSPECTION FORM

Trihydro CORPORATION

Name Yttrium - Asbestos

Project 17R-001-001 Date 3/10/14

Building Yttrium PLANT Small Building

Homogeneous Area # _____

Material Quantity: _____

Description of Material: Fiberous Board, Pinkish color

Type of Suspect Material: X Surfacing _____ TSI _____ Miscellaneous

Sample #	Location	Lab Results
TP1	Fiberous board laying on ground 3' East of small building	

Condition

	Sig. Damaged	Damaged	Good
Deterioration	X		
Water Damage	X		
Physical Damage	X		

Note: Sig. Damaged = > 10% scattered or > 25% local damage. Damaged = <10% / <25%

Potential for Disturbance

	High	Moderate	Low
Contact	X		
Vibration			X
Air erosion	X		

Comments: WATER / WEATHER DAMAGE LAYING ON GROUND

Physical Classification

_____ Damaged or significantly damaged thermal system insulations (TSI)
_____ Damaged friable surfacing ACBM
_____ Significantly damaged friable surfacing ACBM
_____ Damaged or significantly damaged friable miscellaneous ACBM
_____ ACBM with potential for damage
_____ ACBM with potential for significant damage
_____ Any remaining friable ACBM or friable suspected ACBB

Comments: _____

Inspector Signature: _____

ASBESTOS INSPECTION FORM

Trihydro CORPORATION

Name Yttrium Asbestos
Project 17R-001-001 Date 3/10/14

Building Yttrium Plant Small Building Homogeneous Area # _____
Material Quantity: _____

Description of Material: Stucco type surfacing outside of building, cement grey

Type of Suspect Material: ___X___ Surfacing _____ TSI _____ Miscellaneous

Sample #	Location	Lab Results
IP2	EAST SIDE WALL 2' UP ON SIDE OF BUILDING	

Condition

	Sig. Damaged	Damaged	Good
Deterioration		X	
Water Damage		X	
Physical Damage		X	

Note: Sig. Damaged = > 10% scattered or > 25% local damage. Damaged = <10% / <25%

Potential for Disturbance

	High	Moderate	Low
Contact			X
Vibration			X
Air erosion		X	

Comments: WEATHERED AND CRACKING

Physical Classification

_____ Damaged or significantly damaged thermal system insulations (TSI)
_____ Damaged friable surfacing ACBM
_____ Significantly damaged friable surfacing ACBM
_____ Damaged or significantly damaged friable miscellaneous ACBM
_____ ACBM with potential for damage
_____ ACBM with potential for significant damage
_____ Any remaining friable ACBM or friable suspected ACBB

Comments: _____

Inspector Signature: _____

ASBESTOS INSPECTION FORM

Trihydro CORPORATION

Name Yttrium - Asbestos
Project 17R-001-001 Date 3/10/14

Building Yttrium Plant
Small building

Homogeneous Area # _____
Material Quantity: _____

Description of Material: PLASTER TYPE WALL COVERING, gray/white color Hairs coming out

Type of Suspect Material: X Surfacing _____ TSI _____ Miscellaneous

Sample #	Location	Lab Results
IP3	FOUND ON GROUND OF SMALL BUILDING South West corner looks like it had fallen off the wall	

Condition

	Sig. Damaged	Damaged	Good
Deterioration		X	
Water Damage		X	
Physical Damage	X		

Note: Sig. Damaged = > 10% scattered or > 25% local damage. Damaged = <10% / <25%

Potential for Disturbance

	High	Moderate	Low
Contact	X		
Vibration			X
Air erosion	X		

Comments: FALLEN ON GROUND / BROKEN

Physical Classification

_____ Damaged or significantly damaged thermal system insulations (TSI)
_____ Damaged friable surfacing ACBM
_____ Significantly damaged friable surfacing ACBM
_____ Damaged or significantly damaged friable miscellaneous ACBM
_____ ACBM with potential for damage
_____ ACBM with potential for significant damage
_____ Any remaining friable ACBM or friable suspected ACBB

Comments: _____

Inspector Signature: _____

ASBESTOS INSPECTION FORM

Trihydro CORPORATION

Name Yttrium - Asbestos

Project 178-001-001 Date 3/10/14

Building Yttrium PLANT Large Building

Homogeneous Area # _____

Material Quantity: _____

Description of Material: Roofing INSULATION Brownish red with white streaks

Type of Suspect Material: _____ Surfacing X TSI _____ Miscellaneous

Sample #	Location	Lab Results
IP4	Found on ~~floor~~ ground in large building on long south side of building	

Condition

	Sig. Damaged	Damaged	Good
Deterioration	X		
Water Damage	X		
Physical Damage	X		

Note: Sig. Damaged = > 10% scattered or > 25% local damage. Damaged = <10% / <25%

Potential for Disturbance

	High	Moderate	Low
Contact	X		
Vibration			X
Air erosion	X		

Comments: LOTS OF DAMAGE LAYING ALL OVER THE GROUND

Physical Classification

_____ Damaged or significantly damaged thermal system insulations (TSI)

_____ Damaged friable surfacing ACBM

_____ Significantly damaged friable surfacing ACBM

_____ Damaged or significantly damaged friable miscellaneous ACBM

_____ ACBM with potential for damage

_____ ACBM with potential for significant damage

_____ Any remaining friable ACBM or friable suspected ACBB

Comments: _____

Inspector Signature: _____

ASBESTOS INSPECTION FORM

Trihydro CORPORATION

Name Yttrium - Asbestos

Project 17R-001-001 Date 3/10/14

Building Yttrium Plant LARGE BUILDING

Homogeneous Area # _____

Material Quantity: _____

Description of Material: WALL BOARD, White interval / grey & black outside

Type of Suspect Material: _____ Surfacing _____ TSI _____ Miscellaneous

Sample #	Location	Lab Results
IP5	LOCATED IN THE MIDDLE OF BUILDING ON SOTHERN INTERNAL WALL	

Condition

	Sig. Damaged	Damaged	Good
Deterioration	X		
Water Damage	X		
Physical Damage	X		

Note: Sig. Damaged = > 10% scattered or > 25% local damage. Damaged = <10% / <25%

Potential for Disturbance

	High	Moderate	Low
Contact		X	
Vibration			X
Air erosion	X		

Comments: WATER DAMAGED / FALLING OFF WALL

Physical Classification

_____ Damaged or significantly damaged thermal system insulations (TSI)

_____ Damaged friable surfacing ACBM

_____ Significantly damaged friable surfacing ACBM

_____ Damaged or significantly damaged friable miscellaneous ACBM

_____ ACBM with potential for damage

_____ ACBM with potential for significant damage

_____ Any remaining friable ACBM or friable suspected ACBB

Comments: _____

Inspector Signature: _____

ASBESTOS INSPECTION FORM

Trihydro CORPORATION

Name Yttrium Asbestos
Project 17R-001-001 Date 3/10/14

Building Yttrium Plant
LARGE BUILDING

Homogeneous Area #
Material Quantity:

Description of Material: ROOFING MATERIAL, Black

Type of Suspect Material: Surfacing TSI Miscellaneous

Sample #	Location	Lab Results
IP6	LYING ON FLOOR OF LARGE BUILD SOUTH EAST CORNER	

Condition

	Sig. Damaged	Damaged	Good
Deterioration	X		
Water Damage	X		
Physical Damage	X		

Note: Sig. Damaged = > 10% scattered or > 25% local damage. Damaged = <10% / <25%

Potential for Disturbance

	High	Moderate	Low
Contact	X		
Vibration			X
Air erosion	X		

Comments:

Physical Classification

- Damaged or significantly damaged thermal system insulations (TSI)
- Damaged friable surfacing ACBM
- Significantly damaged friable surfacing ACBM
- Damaged or significantly damaged friable miscellaneous ACBM
- ACBM with potential for damage
- ACBM with potential for significant damage
- Any remaining friable ACBM or friable suspected ACBB

Comments:

Inspector Signature:

ASBESTOS INSPECTION FORM

Trihydro CORPORATION

Name Yttrium - Asbestos

Project 17R-001-001 Date 3/10/14

Building Yttrium Plant LARGE BUILDINGS

Homogeneous Area # _____

Material Quantity: _____

Description of Material: Muddy, glossy grey

Type of Suspect Material: _____ Surfacing _____ TSI X Miscellaneous

Sample #	Location	Lab Results
IP7	FOUND ON CRACKS OF FLOOR SOUTH EASTERN CORNER OF LARGE BUILDINGS	

Condition

	Sig. Damaged	Damaged	Good
Deterioration			X
Water Damage			X
Physical Damage			X

Note: Sig. Damaged = > 10% scattered or > 25% local damage. Damaged = <10% / <25%

Potential for Disturbance

	High	Moderate	Low
Contact	X		
Vibration			X
Air erosion	X		

Comments: _____

Physical Classification

_____ Damaged or significantly damaged thermal system insulations (TSI)
_____ Damaged friable surfacing ACBM
_____ Significantly damaged friable surfacing ACBM
_____ Damaged or significantly damaged friable miscellaneous ACBM
_____ ACBM with potential for damage
_____ ACBM with potential for significant damage
_____ Any remaining friable ACBM or friable suspected ACBB

Comments: _____

Inspector Signature: _____

ASBESTOS INSPECTION FORM

Trihydro CORPORATION

Name Yttrium Asbestos

Project 178-001-001 Date 3/10/14

Building Yttrium Plant Large Building

Homogeneous Area # _____

Material Quantity: _____

Description of Material: INSULATION TYPE MATERIAL (YELLOW), LOOKS BURNT ON ONE SIDE

Type of Suspect Material: _____ Surfacing _____ TSI X Miscellaneous

Sample #	Location	Lab Results
IP8	North Western part of Large bldg On ground	

Condition

	Sig. Damaged	Damaged	Good
Deterioration	X		
Water Damage	X		
Physical Damage	X		

Note: Sig. Damaged = > 10% scattered or > 25% local damage. Damaged = <10% / <25%

Potential for Disturbance

	High	Moderate	Low
Contact	X		
Vibration			X
Air erosion		X	

Comments: LAYING ON FLOOR

Physical Classification

_____ Damaged or significantly damaged thermal system insulations (TSI)

_____ Damaged friable surfacing ACBM

_____ Significantly damaged friable surfacing ACBM

_____ Damaged or significantly damaged friable miscellaneous ACBM

_____ ACBM with potential for damage

_____ ACBM with potential for significant damage

_____ Any remaining friable ACBM or friable suspected ACBB

Comments: _____

Inspector Signature: _____

ASBESTOS INSPECTION FORM

Trihydro CORPORATION

Name Yttrium Asbestos

Project 17R-001-001 Date 3/10/14

Building Yttrium Plant LARGE BUILDING

Homogeneous Area # _____

Material Quantity: _____

Description of Material: Grey cement like surfacing material

Type of Suspect Material: X Surfacing _____ TSI _____ Miscellaneous

Sample #	Location	Lab Results
IP9	Chipped off Norther, north-West wall of LARGE BUILDING	

Condition

	Sig. Damaged	Damaged	Good
Deterioration		X	
Water Damage		X	
Physical Damage		X	

Note: Sig. Damaged = > 10% scattered or > 25% local damage. Damaged = <10% / <25%

Potential for Disturbance

	High	Moderate	Low
Contact			X
Vibration			X
Air erosion			X

Comments: _____

Physical Classification

_____ Damaged or significantly damaged thermal system insulations (TSI)
_____ Damaged friable surfacing ACBM
_____ Significantly damaged friable surfacing ACBM
_____ Damaged or significantly damaged friable miscellaneous ACBM
_____ ACBM with potential for damage
_____ ACBM with potential for significant damage
_____ Any remaining friable ACBM or friable suspected ACBB

Comments: _____

Inspector Signature: _____

ASBESTOS INSPECTION FORM

Trihydro CORPORATION

Name Yttrium Asbestos

Project 17R-001-01 Date 3/10/14

Building Yttrium Plant
LARGE BUILDING

Homogeneous Area # _____

Material Quantity: _____

Description of Material: Roofing material with white/gray rocks

Type of Suspect Material: _____ Surfacing _____ TSI _____ Miscellaneous

Sample #	Location	Lab Results
IP10	LAYING ON GROUND ON South-East side of Large bldg.	

Condition

	Sig. Damaged	Damaged	Good
Deterioration	X		
Water Damage	X		
Physical Damage	X		

Note: Sig. Damaged = > 10% scattered or > 25% local damage. Damaged = <10% / <25%

Potential for Disturbance

	High	Moderate	Low
Contact	X		
Vibration			X
Air erosion		X	

Comments: _____

Physical Classification

_____ Damaged or significantly damaged thermal system insulations (TSI)
_____ Damaged friable surfacing ACBM
_____ Significantly damaged friable surfacing ACBM
_____ Damaged or significantly damaged friable miscellaneous ACBM
_____ ACBM with potential for damage
_____ ACBM with potential for significant damage
_____ Any remaining friable ACBM or friable suspected ACBB

Comments: _____

Inspector Signature: _____

ATTACHMENT F
ASBESTOS SAMPLING RESULTS

REI LAB **Reservoirs Environmental, Inc.**

March 17, 2014

Subcontract Number:	**NA**
Laboratory Report:	**RES 284374-1**
Project # / P.O. #	**17R-001-001**
Project Description:	**Laramie Yttrium Plant**

Todd Forry
Trihydro Corporation
1252 Commerce Drive
Laramie WY 82070

Dear Customer,

Reservoirs Environmental, Inc. is an analytical laboratory accredited for the analysis of Industrial Hygiene and Environmental matrices by the National Voluntary Laboratory Accreditation Program (NVLAP), Lab Code 101896-0 for Transmission Electron Microscopy (TEM) and Polarized Light Microscopy (PLM) analysis and the American Industrial Hygiene Association (AIHA), Lab ID 101533 - Accreditation Certificate #480 for Phase Contrast Microscopy (PCM) analysis. This laboratory is currently proficient in both Proficiency Testing and PAT programs respectively.

Reservoirs Environmental, Inc. has analyzed the following samples for asbestos content as per your request. The analysis has been completed in general accordance with the appropriate methodology as stated in the attached analysis table. The results have been submitted to your office.

RES 284374-1 is the job number assigned to this study. This report is considered highly confidential and the sole property of the customer. Reservoirs Environmental, Inc. will not discuss any part of this study with personnel other than those of the client. The results described in this report only apply to the samples analyzed. This report must not be used to claim endorsement of products or analytical results by NVLAP or any agency of the U.S. Government. This report shall not be reproduced except in full, without written approval from Reservoirs Environmental, Inc. Samples will be disposed of after sixty days unless longer storage is requested. If you have any questions about this report, please feel free to call 303-964-1986.

Sincerely,

Nicole Mari for

Jeanne Spencer
President

RESERVOIRS ENVIRONMENTAL, INC.

NVLAP Lab Code 101896-0
TDH Licensed Laboratory # 30-0136

TABLE PLM BULK ANALYSIS, PERCENTAGE COMPOSITION BY VOLUME

RES Job Number: **RES 284374-1**
Client: **Trihydro Corporation**
Client Project Number / P.O. **17R-001-001**
Client Project Description: **Laramie Yttrium Plant**
Date Samples Received: **March 11, 2014**
Method: **EPA 600/R-93/116 - Short, Bulk**
Turnaround: **3-5 Day**
Date Analyzed: **March 17, 2014**

ND=None Detected
TR=Trace, <1% Visual Estimate
Trem-Act=Tremolite-Actinolite

Client Sample Number	Lab ID Number	LAYER	Physical Description	Sub Part (%)	Asbestos Content		Non Asbestos Fibrous Components (%)	Non-Fibrous Components (%)
					Mineral	Visual Estimate (%)		
IP1	EM 1133679	A	Pink plaster	100		**ND**	0	100
IP2	EM 1133680	A	Gray granular material	100		**ND**	0	100
IP3	EM 1133681	A	Tan granular material w/ white/multi-colored paint	100		**ND**	3	97
IP4	EM 1133682	A	Brown fibrous material	100		**ND**	90	10
IP5	EM 1133683	A	White/tan drywall	100		**ND**	25	75
IP6	EM 1133684	A	Black tar	30		**ND**	0	100
		B	Black fibrous tar	70		**ND**	20	80
IP7	EM 1133685	A	Black tar	15		**ND**	0	100
		B	Gray paint	85		**ND**	0	100

RESERVOIRS ENVIRONMENTAL, INC.

NVLAP Lab Code 101896-0

TDH Licensed Laboratory # 30-0136

TABLE PLM BULK ANALYSIS, PERCENTAGE COMPOSITION BY VOLUME

RES Job Number: **RES 284374-1**
Client: **Trihydro Corporation**
Client Project Number / P.O. **17R-001-001**
Client Project Description: **Laramie Yttrium Plant**
Date Samples Received: **March 11, 2014**
Method: **EPA 600/R-93/116 - Short, Bulk**
Turnaround: **3-5 Day**
Date Analyzed: **March 17, 2014**

ND=None Detected
TR=Trace, <1% Visual Estimate
Trem-Act=Tremolite-Actinolite

Client Sample Number	Lab ID Number	LAYER	Physical Description	Sub Part (%)	Asbestos Content		Non Asbestos Fibrous Components (%)	Non-Fibrous Components (%)
					Mineral	Visual Estimate (%)		
IP8	EM 1133686	A	Off white foam	100		**ND**	0	100
IP9	EM 1133687	A	Gray granular material	100		**ND**	0	100
IP10	EM 1133688	A	White/black shingle	100		**ND**	40	60

TEM Analysis recommended for organically bound material (i.e. floor tile) if PLM results are <1%.

Analyzed by: Paige Terry

Data QA: Nicole Mari

Due Date: 3-14-3-18
Due Time: 10:20

REI LAB Reservoirs Environmental, Inc.

5801 Logan St. Denver, CO 80216 • Ph: 303-964-1666 • Fax 303-477-4275 • Toll Free 866 RESI-ENV
Pager: 303-505-2098

Job Pa RES 284374

INVOICE TO: (IF DIFFERENT)

Company:	Trihydro Corporation
Address:	1252 Commerce Dr. Laramie Wy 82072
Company:	
Address:	

CONTACT INFORMATION:

Contact:	Todd Forry
Phone:	307-745-7474
Fax:	307-745-7729
Cell/pager:	307-760-8269
Contact:	Kurt Tuggle
Phone:	307-745-7474
Fax:	
Cell/pager:	

Project Number and/or P.O. #: 17R-001-001
Project Description/Location: Laramie Yttrium Plant
Final Data Deliverable Email Address: TForry@Trihydro.com & KTuggle@Trihydro.com

ASBESTOS LABORATORY HOURS: Weekdays: 7am - 7pm

PLM / PCM / TEM ___ RUSH (Same Day) ___ PRIORITY (Next Day) X STANDARD
(Rush PCM = 2hr, TEM = 6hr.)

CHEMISTRY LABORATORY HOURS: Weekdays: 8am - 5pm

Metal(s) / Dust ___ RUSH ___ 24 hr. ___ 3-5 Day
RCRA 8 / Metals & Welding Fume Scan / TCLP ___ RUSH ___ 5 day ___ 10 day
Organics ___ 24 hr. ___ 3 day ___ 5 Day

Prior notification is required for RUSH turnarounds.

MICROBIOLOGY LABORATORY HOURS: Weekdays: 9am - 6pm

E.coli O157:H7, Coliforms, S.aureus ___ 24 hr. ___ 2 Day ___ 3-5 Day
Salmonella, Listeria, E.coli, APC, Y & M ___ 48 Hr. ___ 3-5 Day
Mold ___ RUSH ___ 24 Hr ___ 48 Hr ___ 3 Day ___ 5 Day

"Turnaround times establish a laboratory priority, subject to laboratory volume and are not guaranteed. Additional fees apply for afterhours, weekends and holidays."

Special Instructions:

REQUESTED ANALYSIS

Client sample ID number (Sample ID's must be unique)	PLM - Short report	Long report, Point Count	TEM - AHERA, Level II, 7402, ISO, +/-, Quant, Semi-quant, Micro-vac, ISO Indirect Prep	PCM - 7400A, 7400B, OSHA	DUST - Total, Respirable	METALS - Analyte(s) RCRA 8, TCLP, Welding Fume, Metals Scan	ORGANICS - METH	MICROBIOLOGY: Salmonella +/-	E.coli O157:H7 +/-	Listeria +/-	Aerobic Plate Count; +/- or Quantification	E.coli +/- or Quantification	Coliforms +/- or Quantification	S.aureus +/- or Quantification	Y & M +/- or Quantification	Mold +/-, Identification, Quantification	SAMPLER'S INITIALS OR OTHER NOTES	Sample Volume (L) / Area	Matrix Code	# Containers	Date Collected mm/dd/yy	Time Collected hh:mm a/p	LAB NOTES: EM Number (Laboratory Use Only)
1 IP 1	X																		B	1	3/10/14		1133679
2 IP 2																							80
3 IP 3																							1
4 IP 4																							2
5 IP 5																							3
6 IP 6																							4
7 IP 7																							5
8 IP 8																							6
9 IP 9																							7
10 IP 10																							8

VALID MATRIX CODES

Air = A	Bulk = B
Dust = D	Paint = P
Soil = S	Wipe = W
Swab = SW	F = Food
Drinking Water = DW	Waste Water = WW
O = Other	

ASTM E1792 approved wipe media only

Number of samples received: 10 (Additional samples shall be listed on attached long form.)

NOTE: REI will analyze incoming samples based upon information received and will not be responsible for errors or omissions in calculations resulting from the inaccuracy of original data. By signing client/company representative agrees that submission of the following samples for requested analysis as indicated on this Chain of Custody shall constitute an analytical services agreement with payment terms of NET 30 days, failure to comply with payment terms may result in a 1.5% monthly interest surcharge.

Relinquished By: Date/Time:

Sample Condition: Temp. (F°) _____ On Ice: Yes / No Sealed: Yes / No Intact: Yes / No

Laboratory Use Only
Received By: EWSA Mail Date/Time: 3-10-14 10:20 Carrier: UPS

Results:	Contact	Phone Email Fax	Date	Time	Initials	Contact	Phone Email Fax	Date	Time	Initials
	Contact	Phone Email Fax	Date	Time	Initials	Contact	Phone Email Fax	Date	Time	Initials

draft memorandum

To:	Dr. Tony Hoch (Laramie Rivers Cons. District)
From:	Mr. Kurt Tuggle (Trihydro)
	Mr. Alan Thompson, Ms. Cindi Martinez (WDEQ/VRP)
cc:	Dr. Marge Bedessem, Mr. Mike Bradford (Trihydro)
Date:	May 30, 2014
Re:	Concrete/Waste Sampling, Laramie Former Yttrium Plant, Laramie, WY

1.0 INTRODUCTION

Pre-demolition waste characterization sampling was conducted at the Laramie Former Yttrium Plant on April 17, 2014 in general accordance with the *Pre-Demolition Waste Characterization at the Former Yttrium Plant, Laramie, Wyoming* technical memorandum work plan dated April 4, 2014 (Work Plan). The Work Plan was prepared by Trihydro Corporation and approved by the Wyoming Department of Environmental Quality (WDEQ) on April 7, 2014 via email.

The goals of the waste characterization sampling and analysis were to determine waste disposal requirements prior to the demolition work, determine appropriate waste management practices during demolition, and to collect representative samples to eliminate or minimize the amount of post-demolition waste characterization work.

2.0 WORK SCOPE COMPLETED

Samples were collected from materials suspected of containing potentially hazardous constituents, along with the materials that constitute the bulk of the demolition debris (i.e. structural concrete). Sample collection included four concrete wall samples, three concrete floor samples, one concrete still support sample, one brick wall sample (previously referred to as the furnace wall), one gravel pile sample, and one tar sample from the tar and debris pile. Samples of concrete and the brick wall were collected using an industrial drill equipped with a 1.5-inch core barrel. Sample locations are illustrated on Figure 1. The Work Plan indicated that if slag material was found in the Phase 1 or Phase 2 Areas, this material would be sampled: such material was not observed in these areas. Field sampling forms for samples other than concrete cores are included in Attachment A.

In addition to the sample collection protocols detailed in the Work Plan, the concrete cores were also wrapped in heavy duty aluminum foil after they were placed in the re-sealable plastic bags. Samples were placed in an ice-filled cooler and delivered to the laboratory the day after they were collected. All samples were analyzed using the Toxicity Characteristic Leaching Procedure (TCLP) for Resource Conservation and Recovery Act (RCRA) metals, and selected samples were also analyzed for semivolatile organic compounds (SVOCs) using TCLP, as indicated on Table 1.

The Work Plan indicated that the sample locations would be documented using a hand-held Global Positioning System (GSP) instrument. Due to interference from the relatively high and closely spaced concrete walls, obtaining accurate GPS locations for several of the sample locations was not possible. In these cases the locations were recorded on a field map with an aerial photograph base, utilizing the visible structures on the photograph to determine the locations.

Decontamination of the core barrel was accomplished using spray bottles containing Simple Green® cleaner and distilled water. This process did not generate enough liquid volume to justify sampling or containerization of the cleaner or water. Therefore, sampling of investigative-derived waste was not considered feasible or necessary and was not conducted.

3.0 LABORATORY ANALYTICAL RESULTS AND DATA EVALUATION

The laboratory analytical report for the waste characterization samples is included in Attachment B. Trace concentrations of metals and SVOCs were detected sporadically in the sample set. The laboratory analytical results for each sample are summarized on the Hazardous Waste Evaluation forms included in Attachment C. As indicated on these forms, all detected constituents were reported at concentrations less than the hazardous waste regulatory levels. Additionally, reporting limits for constituents that were not detected were less than the regulatory levels.

4.0 CONCLUSIONS

Pre-demolition sampling was conducted in general accordance with the WDEQ-approved work plan. The laboratory analytical results for the samples indicated that none of the samples were characteristically hazardous, as determined by comparison of the analytical results with the hazardous waste regulatory levels listed in WDEQ Solid and Hazardous Waste Division Chapter 2 toxicity characteristic evaluation list, "Table 1. Maximum Concentration of Contaminants for the Toxicity Characteristic". Based on the laboratory analytical results, demolition of the structures in Area 1 and Area 2 would not generate characteristically hazardous waste. Additionally, the excavation of the sampled gravel pile and tar and debris pile would not generate characteristically hazardous waste.

17R-001-001

TABLES

TABLE 1. WASTE CHARACTERIZATION SAMPLE SUMMARY
LARAMIE RIVER CONSERVATION DISTRICT
FORMER YTTRIUM PLANT, LARAMIE, WYOMING

Sample Identification	Matrix	Number of Samples	RCRA Metals (TCLP)	SVOCs (TCLP)
Wall Samples	Concrete	4	Yes	No
Floor Samples	Concrete	3	Yes	F-2 and F-3
Furnace Material	Brick	1	Yes	Yes
Tar & Debris Material	Tar and Misc. Debris	1	Yes	Yes
Suspect Yttrium Ore	Metallic Debris	1	Yes	No
Still Support	Concrete	1	Yes	No

FIGURES

EXPLANATION

- WASTE CHARACTERIZATION SAMPLE LOCATION
- PROPERTY BOUNDARY
- PHASE 1*
- PHASE 2*
- PHASE 3*

*Phase delineation in regard to Yttrium Plant Surface Demolition Project anticipated to occur in 2014.

N

0 50'

Trihydro CORPORATION
1252 Commerce Drive
Laramie, WY 82070
www.trihydro.com
(P) 307/745.7474 (F) 307/745.7729

FIGURE 1

PRE-DEMOLITION WASTE CHARACTERIZATION SAMPLE LOCATIONS

LARAMIE RIVERS CONSERVATION DISCTRICT LARAMIE FORMER YTTRIUM PLANT

Drawn By: BR	Checked By: EB	Scale: 1" = 50'	Date: 5/28/14	File: LRCD_LY_WasteChar.mxd

ATTACHMENT A

SAMPLING FORMS

FIGURE 1. EXAMPLE SOIL / WASTE SAMPLE LOG

Sample Identification: GP-1 Logged by: LMR
Sample Location: Gravel Pile Project/Job#: 17R-001-001
Date: 4/17/2014 Samplers: LMR
Time: 11:35 am. Associated Test Pit: NA
Weather: 45° Sunny, WS-10 If Duplicate List Original Source: NA
Site Description: Former Ythriver Plant
Photographs: yes Coordinates(x,y,z):

Composite Sample Description

Sampling Method: [_] Direct Push [X] Scoop [_] Auger
[_] Other (Describe):
Sample Type: (Soil) / Waste
USCS Group: Gravel
Color: Gray, Light
Texture: Gravel Fine - Med.
Moisture Content: (Dry) / Moist / Wet
Density Characteristics (Stiffness / Plasticity, Cementation and Hardness):
well cemented below weathered surface
Grain Size and Shape: Fine - Medium Gravel
Analysis Required: Metals
Number of Sample Bottles: 2
Notes:
collected sample from 0-2" in the center of the larger pile.

Discreet Soil Interval Description

Graphic Log

0'

6'

12'

Depth (in / ft)	PID/FID Reading (ppm)	Description
0-2"	NA	f-m Gravel

FIGURE 1. EXAMPLE SOIL / WASTE SAMPLE LOG

Sample Identification: TDP-1 Logged by: LMR
Sample Location: Tar Debris Pile Project/Job#: 17R-001-001
Date: 4/17/2014 Samplers: LMR
Time: 1:30 pm Associated Test Pit: NA
Weather: Sunny 50° W 5-10 If Duplicate List Original Source: NA
Site Description: Former Yttrium Plant
Photographs: yes Coordinates(x,y,z):

Composite Sample Description

Sampling Method: [_] Direct Push [X] Scoop [_] Auger
[_] Other (Describe):
Sample Type: Soil / (Waste)
USCS Group: NA
Color: Black
Texture: Tar - Rubbery
Moisture Content: (Dry) / Moist / Wet
Density Characteristics (Stiffness / Plasticity, Cementation and Hardness): Plastic

Grain Size and Shape: NA
Analysis Required: SVOC / Metals
Number of Sample Bottles: 2
Notes: collected 50' East of underground tunnel access

Discreet Soil Interval Description

Graphic Log

0'

6'

12'

Depth (in / ft)	PID/FID Reading (ppm)	Description
0-1"	NA	Tar

ATTACHMENT B

LABORATORY ANALYTICAL REPORT

TestAmerica

THE LEADER IN ENVIRONMENTAL TESTING

ANALYTICAL REPORT

TestAmerica Laboratories, Inc.
TestAmerica Denver
4955 Yarrow Street
Arvada, CO 80002
Tel: (303)736-0100

TestAmerica Job ID: 280-54550-1
Client Project/Site: Yttrium Concrete

For:
Trihydro Corporation
1537 Riverside Avenue, Suite 101
Fort Collins, Colorado 80524

Attn: Mr. Louis Racchini

Donna Rydberg

Authorized for release by:
5/19/2014 6:29:12 PM

Donna Rydberg, Senior Project Manager
(303)736-0192
donna.rydberg@testamericainc.com

LINKS

Review your project results through TotalAccess

Have a Question? Ask The Expert

Visit us at: www.testamericainc.com

The test results in this report meet all 2003 NELAC and 2009 TNI requirements for accredited parameters, exceptions are noted in this report. This report may not be reproduced except in full, and with written approval from the laboratory. For questions please contact the Project Manager at the e-mail address or telephone number listed on this page.

This report has been electronically signed and authorized by the signatory. Electronic signature is intended to be the legally binding equivalent of a traditionally handwritten signature.

Results relate only to the items tested and the sample(s) as received by the laboratory.

Table of Contents

Cover Page 1
Table of Contents 2
Case Narrative 3
Definitions 5
Detection Summary 6
Method Summary 8
Sample Summary 9
Client Sample Results 10
QC Association 17
QC Sample Results 23
Chronicle 35
Receipt Checklists 39
Chain of Custody 40

Job ID: 280-54550-1

Laboratory: TestAmerica Denver

Narrative

CASE NARRATIVE

Client: Trihydro Corporation

Project: Yttrium Concrete

Report Number: 280-54550-1

With the exceptions noted as flags or footnotes, standard analytical protocols were followed in the analysis of the samples and no problems were encountered or anomalies observed. In addition all laboratory quality control samples were within established control limits, with any exceptions noted below. Each sample was analyzed to achieve the lowest possible reporting limit within the constraints of the method. In some cases, due to interference or analytes present at high concentrations, samples were diluted. For diluted samples, the reporting limits are adjusted relative to the dilution required.

Calculations are performed before rounding to avoid round-off errors in calculated results.

All holding times were met and proper preservation noted for the methods performed on these samples, unless otherwise detailed in the individual sections below.

RECEIPT

The samples were received on 04/18/2014; the samples arrived in good condition, properly preserved and on ice. The temperature of the cooler at receipt was 2.6ºC.

Sample SS-1 (Still Support) was placed on hold as directed on the chain of custody. When the sample was taken off hold the hold time for the TCLP prep for method 8270C had already expired. The sample anaysis was continued as directed by the client. The data was reported and flagged "H".

TCLP SEMIVOLATILE ORGANIC COMPOUNDS (GC-MS)

Samples TDP-1 (TAR DEBRIS PILE) (280-54550-2), F-2(FLOOR) (280-54550-8), F-3(FLOOR) (280-54550-9), BW-1(BRICK WALL) (280-54550-10) and SS-1 (STILL SUPPORT) (280-54550-11) were analyzed for TCLP semivolatile organic compounds (GC-MS) in accordance with EPA SW-846 Methods 1311/8270C.

The relative percent difference between the MS and MSD for Pyridine exceeded the RPD limit in batch 223354. This MS/MSD batch was performed on sample BW-1(BRICK WALL) (280-53550-10). The individual spike recoveries were in control. The associated LCS was in control and provides evidence that operating procedures were in control.

The relative percent difference between the MS and MSD for Pyridine exceeded the RPD limit in batch 225369. This MS/MSD batch was performed on sample SS-1 (STILL SUPPORT)MSD (280-54550-11) The individual spike recoveries were in control. The associated LCS was in control and provides evidence that operating procedures were in control.

No other difficulties were encountered during the TCLP semivolatiles analysis.

All other quality control parameters were within the acceptance limits.

TCLP METALS

Samples GRAVEL PILE GP-1 (280-54550-1), TDP-1 (TAR DEBRIS PILE) (280-54550-2), W-1(WALL) (280-54550-3), W-2(WALL) (280-54550-4), W-3(WALL) (280-54550-5), W-4(WALL) (280-54550-6), F-1(FLOOR) (280-54550-7), F-2(FLOOR) (280-54550-8), F-3(FLOOR) (280-54550-9), BW-1(BRICK WALL) (280-54550-10) and SS-1 (STILL SUPPORT) (280-54550-11) were analyzed for TCLP metals in accordance with EPA SW-846 Methods 1311/ 6010B.

Barium and Selenium were detected in method blank LB 280-222570/1-B at levels that were above the method detection limit but below

Job ID: 280-54550-1 (Continued)

Laboratory: TestAmerica Denver (Continued)

the reporting limit. The values should be considered estimates, and have been flagged. If the associated samples reported a result above the MDL and/or RL, the result has been flagged.

Barium, Chromium and Selenium were detected in method blank LB2 280-222572/1-C at levels that were above the method detection limit but below the reporting limit. The values should be considered estimates, and have been flagged. If the associated samples reported a result above the MDL and/or RL, the result has been flagged.

Barium was detected in method blank LB2 280-224740/1-B at a level that was above the method detection limit but below the reporting limit. The value should be considered an estimate, and has been flagged. If the associated samples reported a result above the MDL and/or RL, the result has been flagged.

No other difficulties were encountered during the TCLP metals analysis.

All other quality control parameters were within the acceptance limits.

TCLP MERCURY

Samples GRAVEL PILE GP-1 (280-54550-1), TDP-1 (TAR DEBRIS PILE) (280-54550-2), W-1(WALL) (280-54550-3), W-2(WALL) (280-54550-4), W-3(WALL) (280-54550-5), W-4(WALL) (280-54550-6), F-1(FLOOR) (280-54550-7), F-2(FLOOR) (280-54550-8), F-3(FLOOR) (280-54550-9), BW-1(BRICK WALL) (280-54550-10) and SS-1 (STILL SUPPORT) (280-54550-11) were analyzed for TCLP mercury in accordance with EPA SW-846 Methods 1311/7470A.

No difficulties were encountered during the TCLP mercury analysis.

All quality control parameters were within the acceptance limits.

TCLP EXTRACTION

These samples are concrete cores. They were particle size reduced by placing on top of 2 aluminum pie pans, covering with 2 pie pans and crushing with a sledgehammer.

Sample TDP-1 (TAR DEBRIS PILE) (280-54550-2) is a sheets of tar, it is not brittle, The particle size was reduced into strips less than 1 cm (less than 1/2 inch) by cutting with tin snips.

SampleBW-1(BRICK WALL) (280-54550-10) is a concrete core and the particle size was reduced by the jaw crusher. It was sent through a second time to reduce the size futher and make sure the sample was homogenous.

No analytical or quality issues were noted, other than those described in the Definitions/Glossary page

Qualifiers

GC/MS Semi VOA

Qualifier	Qualifier Description
J	Result is less than the RL but greater than or equal to the MDL and the concentration is an approximate value.
F2	MS/MSD RPD exceeds control limits
H	Sample was prepped or analyzed beyond the specified holding time

Metals

Qualifier	Qualifier Description
B	Compound was found in the blank and sample.
J	Result is less than the RL but greater than or equal to the MDL and the concentration is an approximate value.

Glossary

Abbreviation	These commonly used abbreviations may or may not be present in this report.
¤	Listed under the "D" column to designate that the result is reported on a dry weight basis
%R	Percent Recovery
CNF	Contains no Free Liquid
DER	Duplicate error ratio (normalized absolute difference)
Dil Fac	Dilution Factor
DL, RA, RE, IN	Indicates a Dilution, Re-analysis, Re-extraction, or additional Initial metals/anion analysis of the sample
DLC	Decision level concentration
MDA	Minimum detectable activity
EDL	Estimated Detection Limit
MDC	Minimum detectable concentration
MDL	Method Detection Limit
ML	Minimum Level (Dioxin)
NC	Not Calculated
ND	Not detected at the reporting limit (or MDL or EDL if shown)
PQL	Practical Quantitation Limit
QC	Quality Control
RER	Relative error ratio
RL	Reporting Limit or Requested Limit (Radiochemistry)
RPD	Relative Percent Difference, a measure of the relative difference between two points
TEF	Toxicity Equivalent Factor (Dioxin)
TEQ	Toxicity Equivalent Quotient (Dioxin)

Detection Summary

Client: Trihydro Corporation
Project/Site: Yttrium Concrete

TestAmerica Job ID: 280-54550-1

Client Sample ID: GRAVEL PILE GP-1 — Lab Sample ID: 280-54550-1

Analyte	Result	Qualifier	RL	MDL	Unit	Dil Fac	D	Method	Prep Type
Barium	0.65	J B	1.0	0.0020	mg/L	1		6010B	TCLP
Chromium	0.19	J B	0.50	0.0030	mg/L	1		6010B	TCLP
Selenium	0.046	J	0.10	0.024	mg/L	1		6010B	TCLP

Client Sample ID: TDP-1 (TAR DEBRIS PILE) — Lab Sample ID: 280-54550-2

Analyte	Result	Qualifier	RL	MDL	Unit	Dil Fac	D	Method	Prep Type
Arsenic	0.030	J	0.50	0.022	mg/L	1		6010B	TCLP
Barium	0.051	J B	1.0	0.0020	mg/L	1		6010B	TCLP
Selenium	0.052	J B	0.10	0.024	mg/L	1		6010B	TCLP

Client Sample ID: W-1(WALL) — Lab Sample ID: 280-54550-3

Analyte	Result	Qualifier	RL	MDL	Unit	Dil Fac	D	Method	Prep Type
Barium	0.91	J B	1.0	0.0020	mg/L	1		6010B	TCLP
Chromium	0.066	J B	0.50	0.0030	mg/L	1		6010B	TCLP
Selenium	0.031	J	0.10	0.024	mg/L	1		6010B	TCLP
Mercury	0.000032	J	0.0020	0.000030	mg/L	1		7470A	TCLP

Client Sample ID: W-2(WALL) — Lab Sample ID: 280-54550-4

Analyte	Result	Qualifier	RL	MDL	Unit	Dil Fac	D	Method	Prep Type
Barium	0.86	J B	1.0	0.0020	mg/L	1		6010B	TCLP
Chromium	0.075	J B	0.50	0.0030	mg/L	1		6010B	TCLP
Selenium	0.039	J	0.10	0.024	mg/L	1		6010B	TCLP

Client Sample ID: W-3(WALL) — Lab Sample ID: 280-54550-5

Analyte	Result	Qualifier	RL	MDL	Unit	Dil Fac	D	Method	Prep Type
Arsenic	0.022	J	0.50	0.022	mg/L	1		6010B	TCLP
Barium	0.77	J B	1.0	0.0020	mg/L	1		6010B	TCLP
Chromium	0.062	J B	0.50	0.0030	mg/L	1		6010B	TCLP
Lead	0.014	J	0.50	0.013	mg/L	1		6010B	TCLP
Selenium	0.043	J	0.10	0.024	mg/L	1		6010B	TCLP

Client Sample ID: W-4(WALL) — Lab Sample ID: 280-54550-6

Analyte	Result	Qualifier	RL	MDL	Unit	Dil Fac	D	Method	Prep Type
Barium	1.1	B	1.0	0.0020	mg/L	1		6010B	TCLP
Chromium	0.094	J B	0.50	0.0030	mg/L	1		6010B	TCLP
Selenium	0.059	J	0.10	0.024	mg/L	1		6010B	TCLP

Client Sample ID: F-1(FLOOR) — Lab Sample ID: 280-54550-7

Analyte	Result	Qualifier	RL	MDL	Unit	Dil Fac	D	Method	Prep Type
Barium	0.47	J B	1.0	0.0020	mg/L	1		6010B	TCLP
Chromium	0.043	J B	0.50	0.0030	mg/L	1		6010B	TCLP
Selenium	0.041	J	0.10	0.024	mg/L	1		6010B	TCLP

Client Sample ID: F-2(FLOOR) — Lab Sample ID: 280-54550-8

This Detection Summary does not include radiochemical test results.

TestAmerica Denver

Client Sample ID: F-2(FLOOR) (Continued) — Lab Sample ID: 280-54550-8

Analyte	Result	Qualifier	RL	MDL	Unit	Dil Fac	D	Method	Prep Type
4-Methylphenol	0.0012	J	0.050	0.0012	mg/L	1		8270C	TCLP
Barium	0.45	J B	1.0	0.0020	mg/L	1		6010B	TCLP
Selenium	0.024	J	0.10	0.024	mg/L	1		6010B	TCLP

Client Sample ID: F-3(FLOOR) — Lab Sample ID: 280-54550-9

Analyte	Result	Qualifier	RL	MDL	Unit	Dil Fac	D	Method	Prep Type
Barium	0.83	J B	1.0	0.0020	mg/L	1		6010B	TCLP
Chromium	0.0039	J B	0.50	0.0030	mg/L	1		6010B	TCLP
Selenium	0.058	J	0.10	0.024	mg/L	1		6010B	TCLP

Client Sample ID: BW-1(BRICK WALL) — Lab Sample ID: 280-54550-10

Analyte	Result	Qualifier	RL	MDL	Unit	Dil Fac	D	Method	Prep Type
Arsenic	0.025	J	0.50	0.022	mg/L	1		6010B	TCLP
Barium	0.60	J B	1.0	0.0020	mg/L	1		6010B	TCLP
Chromium	0.023	J	0.50	0.0030	mg/L	1		6010B	TCLP
Selenium	0.040	J B	0.10	0.024	mg/L	1		6010B	TCLP

Client Sample ID: SS-1 (STILL SUPPORT) — Lab Sample ID: 280-54550-11

Analyte	Result	Qualifier	RL	MDL	Unit	Dil Fac	D	Method	Prep Type
Arsenic	0.032	J	0.50	0.022	mg/L	1		6010B	TCLP
Barium	0.82	J B	1.0	0.0020	mg/L	1		6010B	TCLP
Chromium	0.052	J	0.50	0.0030	mg/L	1		6010B	TCLP
Selenium	0.061	J	0.10	0.024	mg/L	1		6010B	TCLP

This Detection Summary does not include radiochemical test results.

Method Summary

Client: Trihydro Corporation
Project/Site: Yttrium Concrete

TestAmerica Job ID: 280-54550-1

Method	Method Description	Protocol	Laboratory
8270C	Semivolatile Organic Compounds (GC/MS)	SW846	TAL DEN
6010B	Metals (ICP)	SW846	TAL DEN
7470A	Mercury (CVAA)	SW846	TAL DEN

Protocol References:

SW846 = "Test Methods For Evaluating Solid Waste, Physical/Chemical Methods", Third Edition, November 1986 And Its Updates.

Laboratory References:

TAL DEN = TestAmerica Denver, 4955 Yarrow Street, Arvada, CO 80002, TEL (303)736-0100

Sample Summary

Client: Trihydro Corporation
Project/Site: Yttrium Concrete

TestAmerica Job ID: 280-54550-1

Lab Sample ID	Client Sample ID	Matrix	Collected	Received
280-54550-1	GRAVEL PILE GP-1	Solid	04/17/14 11:35	04/18/14 11:15
280-54550-2	TDP-1 (TAR DEBRIS PILE)	Solid	04/17/14 01:30	04/18/14 11:15
280-54550-3	W-1(WALL)	Solid	04/17/14 08:30	04/18/14 11:15
280-54550-4	W-2(WALL)	Solid	04/17/14 08:40	04/18/14 11:15
280-54550-5	W-3(WALL)	Solid	04/17/14 09:00	04/18/14 11:15
280-54550-6	W-4(WALL)	Solid	04/17/14 09:10	04/18/14 11:15
280-54550-7	F-1(FLOOR)	Solid	04/17/14 09:30	04/18/14 11:15
280-54550-8	F-2(FLOOR)	Solid	04/17/14 10:00	04/18/14 11:15
280-54550-9	F-3(FLOOR)	Solid	04/17/14 10:20	04/18/14 11:15
280-54550-10	BW-1(BRICK WALL)	Solid	04/17/14 10:45	04/18/14 11:15
280-54550-11	SS-1 (STILL SUPPORT)	Solid	04/17/14 11:00	04/18/14 11:15

Method: 8270C - Semivolatile Organic Compounds (GC/MS) - TCLP

Client Sample ID: TDP-1 (TAR DEBRIS PILE) — **Lab Sample ID: 280-54550-2**
Date Collected: 04/17/14 01:30 — **Matrix: Solid**
Date Received: 04/18/14 11:15

Analyte	Result	Qualifier	RL	MDL	Unit	D	Prepared	Analyzed	Dil Fac
1,4-Dichlorobenzene	ND		0.020	0.0016	mg/L		04/25/14 17:40	04/29/14 14:14	1
2,4-Dinitrotoluene	ND		0.050	0.0083	mg/L		04/25/14 17:40	04/29/14 14:14	1
Hexachlorobutadiene	ND		0.050	0.017	mg/L		04/25/14 17:40	04/29/14 14:14	1
Hexachloroethane	ND		0.050	0.011	mg/L		04/25/14 17:40	04/29/14 14:14	1
2-Methylphenol	ND		0.050	0.0049	mg/L		04/25/14 17:40	04/29/14 14:14	1
3 & 4 Methylphenol	ND		0.050	0.0013	mg/L		04/25/14 17:40	04/29/14 14:14	1
3-Methylphenol	ND		0.050	0.0013	mg/L		04/25/14 17:40	04/29/14 14:14	1
4-Methylphenol	ND		0.050	0.0012	mg/L		04/25/14 17:40	04/29/14 14:14	1
Nitrobenzene	ND		0.050	0.0041	mg/L		04/25/14 17:40	04/29/14 14:14	1
Pyridine	ND		0.10	0.0057	mg/L		04/25/14 17:40	04/29/14 14:14	1

Surrogate	*%Recovery*	*Qualifier*	*Limits*	*Prepared*	*Analyzed*	*Dil Fac*
2-Fluorobiphenyl	*78*		*49 - 120*	*04/25/14 17:40*	*04/29/14 14:14*	*1*
2-Fluorophenol	*75*		*50 - 120*	*04/25/14 17:40*	*04/29/14 14:14*	*1*
Nitrobenzene-d5	*81*		*51 - 120*	*04/25/14 17:40*	*04/29/14 14:14*	*1*
Phenol-d5	*67*		*47 - 120*	*04/25/14 17:40*	*04/29/14 14:14*	*1*
Terphenyl-d14	*93*		*56 - 120*	*04/25/14 17:40*	*04/29/14 14:14*	*1*
2,4,6-Tribromophenol	*90*		*51 - 120*	*04/25/14 17:40*	*04/29/14 14:14*	*1*

Client Sample ID: F-2(FLOOR) — **Lab Sample ID: 280-54550-8**
Date Collected: 04/17/14 10:00 — **Matrix: Solid**
Date Received: 04/18/14 11:15

Analyte	Result	Qualifier	RL	MDL	Unit	D	Prepared	Analyzed	Dil Fac
1,4-Dichlorobenzene	ND		0.020	0.0016	mg/L		04/24/14 22:07	04/30/14 17:30	1
2,4-Dinitrotoluene	ND		0.050	0.0083	mg/L		04/24/14 22:07	04/30/14 17:30	1
Hexachlorobutadiene	ND		0.050	0.017	mg/L		04/24/14 22:07	04/30/14 17:30	1
Hexachloroethane	ND		0.050	0.011	mg/L		04/24/14 22:07	04/30/14 17:30	1
2-Methylphenol	ND		0.050	0.0049	mg/L		04/24/14 22:07	04/30/14 17:30	1
3 & 4 Methylphenol	ND		0.050	0.0013	mg/L		04/24/14 22:07	04/30/14 17:30	1
3-Methylphenol	ND		0.050	0.0013	mg/L		04/24/14 22:07	04/30/14 17:30	1
4-Methylphenol	**0.0012**	**J**	0.050	0.0012	mg/L		04/24/14 22:07	04/30/14 17:30	1
Nitrobenzene	ND		0.050	0.0041	mg/L		04/24/14 22:07	04/30/14 17:30	1
Pyridine	ND		0.10	0.0057	mg/L		04/24/14 22:07	04/30/14 17:30	1

Surrogate	*%Recovery*	*Qualifier*	*Limits*	*Prepared*	*Analyzed*	*Dil Fac*
2-Fluorobiphenyl	*81*		*49 - 120*	*04/24/14 22:07*	*04/30/14 17:30*	*1*
2-Fluorophenol	*77*		*50 - 120*	*04/24/14 22:07*	*04/30/14 17:30*	*1*
Nitrobenzene-d5	*83*		*51 - 120*	*04/24/14 22:07*	*04/30/14 17:30*	*1*
Phenol-d5	*72*		*47 - 120*	*04/24/14 22:07*	*04/30/14 17:30*	*1*
Terphenyl-d14	*86*		*56 - 120*	*04/24/14 22:07*	*04/30/14 17:30*	*1*
2,4,6-Tribromophenol	*83*		*51 - 120*	*04/24/14 22:07*	*04/30/14 17:30*	*1*

Client Sample ID: F-3(FLOOR) — **Lab Sample ID: 280-54550-9**
Date Collected: 04/17/14 10:20 — **Matrix: Solid**
Date Received: 04/18/14 11:15

Analyte	Result	Qualifier	RL	MDL	Unit	D	Prepared	Analyzed	Dil Fac
1,4-Dichlorobenzene	ND		0.020	0.0016	mg/L		04/24/14 22:07	04/30/14 18:33	1
2,4-Dinitrotoluene	ND		0.050	0.0083	mg/L		04/24/14 22:07	04/30/14 18:33	1
Hexachlorobutadiene	ND		0.050	0.017	mg/L		04/24/14 22:07	04/30/14 18:33	1
Hexachloroethane	ND		0.050	0.011	mg/L		04/24/14 22:07	04/30/14 18:33	1

Method: 8270C - Semivolatile Organic Compounds (GC/MS) - TCLP (Continued)

Client Sample ID: F-3(FLOOR) — **Lab Sample ID: 280-54550-9**
Date Collected: 04/17/14 10:20 — **Matrix: Solid**
Date Received: 04/18/14 11:15

Analyte	Result	Qualifier	RL	MDL	Unit	D	Prepared	Analyzed	Dil Fac
2-Methylphenol	ND		0.050	0.0049	mg/L		04/24/14 22:07	04/30/14 18:33	1
3 & 4 Methylphenol	ND		0.050	0.0013	mg/L		04/24/14 22:07	04/30/14 18:33	1
3-Methylphenol	ND		0.050	0.0013	mg/L		04/24/14 22:07	04/30/14 18:33	1
4-Methylphenol	ND		0.050	0.0012	mg/L		04/24/14 22:07	04/30/14 18:33	1
Nitrobenzene	ND		0.050	0.0041	mg/L		04/24/14 22:07	04/30/14 18:33	1
Pyridine	ND		0.10	0.0057	mg/L		04/24/14 22:07	04/30/14 18:33	1

Surrogate	*%Recovery*	*Qualifier*	*Limits*	*Prepared*	*Analyzed*	*Dil Fac*
2-Fluorobiphenyl	*81*		*49 - 120*	*04/24/14 22:07*	*04/30/14 18:33*	*1*
2-Fluorophenol	*80*		*50 - 120*	*04/24/14 22:07*	*04/30/14 18:33*	*1*
Nitrobenzene-d5	*84*		*51 - 120*	*04/24/14 22:07*	*04/30/14 18:33*	*1*
Phenol-d5	*74*		*47 - 120*	*04/24/14 22:07*	*04/30/14 18:33*	*1*
Terphenyl-d14	*90*		*56 - 120*	*04/24/14 22:07*	*04/30/14 18:33*	*1*
2,4,6-Tribromophenol	*82*		*51 - 120*	*04/24/14 22:07*	*04/30/14 18:33*	*1*

Client Sample ID: BW-1(BRICK WALL) — **Lab Sample ID: 280-54550-10**
Date Collected: 04/17/14 10:45 — **Matrix: Solid**
Date Received: 04/18/14 11:15

Analyte	Result	Qualifier	RL	MDL	Unit	D	Prepared	Analyzed	Dil Fac
1,4-Dichlorobenzene	ND		0.020	0.0016	mg/L		04/25/14 17:40	04/29/14 14:40	1
2,4-Dinitrotoluene	ND		0.050	0.0083	mg/L		04/25/14 17:40	04/29/14 14:40	1
Hexachlorobutadiene	ND		0.050	0.017	mg/L		04/25/14 17:40	04/29/14 14:40	1
Hexachloroethane	ND		0.050	0.011	mg/L		04/25/14 17:40	04/29/14 14:40	1
2-Methylphenol	ND		0.050	0.0049	mg/L		04/25/14 17:40	04/29/14 14:40	1
3 & 4 Methylphenol	ND		0.050	0.0013	mg/L		04/25/14 17:40	04/29/14 14:40	1
3-Methylphenol	ND		0.050	0.0013	mg/L		04/25/14 17:40	04/29/14 14:40	1
4-Methylphenol	ND		0.050	0.0012	mg/L		04/25/14 17:40	04/29/14 14:40	1
Nitrobenzene	ND		0.050	0.0041	mg/L		04/25/14 17:40	04/29/14 14:40	1
Pyridine	ND		0.10	0.0057	mg/L		04/25/14 17:40	04/29/14 14:40	1

Surrogate	*%Recovery*	*Qualifier*	*Limits*	*Prepared*	*Analyzed*	*Dil Fac*
2-Fluorobiphenyl	*78*		*49 - 120*	*04/25/14 17:40*	*04/29/14 14:40*	*1*
2-Fluorophenol	*75*		*50 - 120*	*04/25/14 17:40*	*04/29/14 14:40*	*1*
Nitrobenzene-d5	*82*		*51 - 120*	*04/25/14 17:40*	*04/29/14 14:40*	*1*
Phenol-d5	*68*		*47 - 120*	*04/25/14 17:40*	*04/29/14 14:40*	*1*
Terphenyl-d14	*90*		*56 - 120*	*04/25/14 17:40*	*04/29/14 14:40*	*1*
2,4,6-Tribromophenol	*92*		*51 - 120*	*04/25/14 17:40*	*04/29/14 14:40*	*1*

Client Sample ID: SS-1 (STILL SUPPORT) — **Lab Sample ID: 280-54550-11**
Date Collected: 04/17/14 11:00 — **Matrix: Solid**
Date Received: 04/18/14 11:15

Analyte	Result	Qualifier	RL	MDL	Unit	D	Prepared	Analyzed	Dil Fac
1,4-Dichlorobenzene	ND	H	0.020	0.0016	mg/L		05/08/14 23:06	05/12/14 19:41	1
2,4-Dinitrotoluene	ND	H	0.050	0.0083	mg/L		05/08/14 23:06	05/12/14 19:41	1
Hexachlorobutadiene	ND	H	0.050	0.017	mg/L		05/08/14 23:06	05/12/14 19:41	1
Hexachloroethane	ND	H	0.050	0.011	mg/L		05/08/14 23:06	05/12/14 19:41	1
2-Methylphenol	ND	H	0.050	0.0049	mg/L		05/08/14 23:06	05/12/14 19:41	1
3 & 4 Methylphenol	ND	H	0.050	0.0013	mg/L		05/08/14 23:06	05/12/14 19:41	1
3-Methylphenol	ND	H	0.050	0.0013	mg/L		05/08/14 23:06	05/12/14 19:41	1
4-Methylphenol	ND	H	0.050	0.0012	mg/L		05/08/14 23:06	05/12/14 19:41	1

Method: 8270C - Semivolatile Organic Compounds (GC/MS) - TCLP (Continued)

Client Sample ID: SS-1 (STILL SUPPORT) — **Lab Sample ID: 280-54550-11**
Date Collected: 04/17/14 11:00 — **Matrix: Solid**
Date Received: 04/18/14 11:15

Analyte	Result	Qualifier	RL	MDL	Unit	D	Prepared	Analyzed	Dil Fac
Nitrobenzene	ND	H	0.050	0.0041	mg/L		05/08/14 23:06	05/12/14 19:41	1
Pyridine	ND	H	0.10	0.0057	mg/L		05/08/14 23:06	05/12/14 19:41	1

Surrogate	*%Recovery*	*Qualifier*	*Limits*	*Prepared*	*Analyzed*	*Dil Fac*
2-Fluorobiphenyl	*75*		*49 - 120*	*05/08/14 23:06*	*05/12/14 19:41*	*1*
2-Fluorophenol	*68*		*50 - 120*	*05/08/14 23:06*	*05/12/14 19:41*	*1*
Nitrobenzene-d5	*72*		*51 - 120*	*05/08/14 23:06*	*05/12/14 19:41*	*1*
Phenol-d5	*61*		*47 - 120*	*05/08/14 23:06*	*05/12/14 19:41*	*1*
Terphenyl-d14	*77*		*56 - 120*	*05/08/14 23:06*	*05/12/14 19:41*	*1*
2,4,6-Tribromophenol	*84*		*51 - 120*	*05/08/14 23:06*	*05/12/14 19:41*	*1*

Method: 6010B - Metals (ICP) - TCLP

Client Sample ID: GRAVEL PILE GP-1 — **Lab Sample ID: 280-54550-1**
Date Collected: 04/17/14 11:35 — **Matrix: Solid**
Date Received: 04/18/14 11:15

Analyte	Result	Qualifier	RL	MDL	Unit	D	Prepared	Analyzed	Dil Fac
Arsenic	ND		0.50	0.022	mg/L		04/25/14 08:00	04/26/14 01:46	1
Barium	**0.65**	**J B**	1.0	0.0020	mg/L		04/25/14 08:00	04/26/14 01:46	1
Cadmium	ND		0.10	0.0020	mg/L		04/25/14 08:00	04/26/14 01:46	1
Chromium	**0.19**	**J B**	0.50	0.0030	mg/L		04/25/14 08:00	04/26/14 01:46	1
Lead	ND		0.50	0.013	mg/L		04/25/14 08:00	04/26/14 01:46	1
Selenium	**0.046**	**J**	0.10	0.024	mg/L		04/25/14 08:00	04/26/14 01:46	1
Silver	ND		0.50	0.0040	mg/L		04/25/14 08:00	04/28/14 20:48	1

Client Sample ID: TDP-1 (TAR DEBRIS PILE) — **Lab Sample ID: 280-54550-2**
Date Collected: 04/17/14 01:30 — **Matrix: Solid**
Date Received: 04/18/14 11:15

Analyte	Result	Qualifier	RL	MDL	Unit	D	Prepared	Analyzed	Dil Fac
Arsenic	**0.030**	**J**	0.50	0.022	mg/L		04/25/14 08:00	04/26/14 01:20	1
Barium	**0.051**	**J B**	1.0	0.0020	mg/L		04/25/14 08:00	04/26/14 01:20	1
Cadmium	ND		0.10	0.0020	mg/L		04/25/14 08:00	04/26/14 01:20	1
Chromium	ND		0.50	0.0030	mg/L		04/25/14 08:00	04/26/14 01:20	1
Lead	ND		0.50	0.013	mg/L		04/25/14 08:00	04/26/14 01:20	1
Selenium	**0.052**	**J B**	0.10	0.024	mg/L		04/25/14 08:00	04/26/14 01:20	1
Silver	ND		0.50	0.0040	mg/L		04/25/14 08:00	04/26/14 01:20	1

Client Sample ID: W-1(WALL) — **Lab Sample ID: 280-54550-3**
Date Collected: 04/17/14 08:30 — **Matrix: Solid**
Date Received: 04/18/14 11:15

Analyte	Result	Qualifier	RL	MDL	Unit	D	Prepared	Analyzed	Dil Fac
Arsenic	ND		0.50	0.022	mg/L		04/25/14 08:00	04/26/14 01:49	1
Barium	**0.91**	**J B**	1.0	0.0020	mg/L		04/25/14 08:00	04/26/14 01:49	1
Cadmium	ND		0.10	0.0020	mg/L		04/25/14 08:00	04/26/14 01:49	1
Chromium	**0.066**	**J B**	0.50	0.0030	mg/L		04/25/14 08:00	04/26/14 01:49	1
Lead	ND		0.50	0.013	mg/L		04/25/14 08:00	04/26/14 01:49	1
Selenium	**0.031**	**J**	0.10	0.024	mg/L		04/25/14 08:00	04/26/14 01:49	1
Silver	ND		0.50	0.0040	mg/L		04/25/14 08:00	04/28/14 20:51	1

Method: 6010B - Metals (ICP) - TCLP

Client Sample ID: W-2(WALL)
Date Collected: 04/17/14 08:40
Date Received: 04/18/14 11:15

Lab Sample ID: 280-54550-4
Matrix: Solid

Analyte	Result	Qualifier	RL	MDL	Unit	D	Prepared	Analyzed	Dil Fac
Arsenic	ND		0.50	0.022	mg/L		04/25/14 08:00	04/26/14 01:51	1
Barium	**0.86**	**J B**	1.0	0.0020	mg/L		04/25/14 08:00	04/26/14 01:51	1
Cadmium	ND		0.10	0.0020	mg/L		04/25/14 08:00	04/26/14 01:51	1
Chromium	**0.075**	**J B**	0.50	0.0030	mg/L		04/25/14 08:00	04/26/14 01:51	1
Lead	ND		0.50	0.013	mg/L		04/25/14 08:00	04/26/14 01:51	1
Selenium	**0.039**	**J**	0.10	0.024	mg/L		04/25/14 08:00	04/26/14 01:51	1
Silver	ND		0.50	0.0040	mg/L		04/25/14 08:00	04/28/14 20:53	1

Client Sample ID: W-3(WALL)
Date Collected: 04/17/14 09:00
Date Received: 04/18/14 11:15

Lab Sample ID: 280-54550-5
Matrix: Solid

Analyte	Result	Qualifier	RL	MDL	Unit	D	Prepared	Analyzed	Dil Fac
Arsenic	**0.022**	**J**	0.50	0.022	mg/L		04/25/14 08:00	04/26/14 01:54	1
Barium	**0.77**	**J B**	1.0	0.0020	mg/L		04/25/14 08:00	04/26/14 01:54	1
Cadmium	ND		0.10	0.0020	mg/L		04/25/14 08:00	04/26/14 01:54	1
Chromium	**0.062**	**J B**	0.50	0.0030	mg/L		04/25/14 08:00	04/26/14 01:54	1
Lead	**0.014**	**J**	0.50	0.013	mg/L		04/25/14 08:00	04/26/14 01:54	1
Selenium	**0.043**	**J**	0.10	0.024	mg/L		04/25/14 08:00	04/26/14 01:54	1
Silver	ND		0.50	0.0040	mg/L		04/25/14 08:00	04/28/14 20:55	1

Client Sample ID: W-4(WALL)
Date Collected: 04/17/14 09:10
Date Received: 04/18/14 11:15

Lab Sample ID: 280-54550-6
Matrix: Solid

Analyte	Result	Qualifier	RL	MDL	Unit	D	Prepared	Analyzed	Dil Fac
Arsenic	ND		0.50	0.022	mg/L		04/25/14 08:00	04/26/14 01:56	1
Barium	**1.1**	**B**	1.0	0.0020	mg/L		04/25/14 08:00	04/26/14 01:56	1
Cadmium	ND		0.10	0.0020	mg/L		04/25/14 08:00	04/26/14 01:56	1
Chromium	**0.094**	**J B**	0.50	0.0030	mg/L		04/25/14 08:00	04/26/14 01:56	1
Lead	ND		0.50	0.013	mg/L		04/25/14 08:00	04/26/14 01:56	1
Selenium	**0.059**	**J**	0.10	0.024	mg/L		04/25/14 08:00	04/26/14 01:56	1
Silver	ND		0.50	0.0040	mg/L		04/25/14 08:00	04/28/14 20:58	1

Client Sample ID: F-1(FLOOR)
Date Collected: 04/17/14 09:30
Date Received: 04/18/14 11:15

Lab Sample ID: 280-54550-7
Matrix: Solid

Analyte	Result	Qualifier	RL	MDL	Unit	D	Prepared	Analyzed	Dil Fac
Arsenic	ND		0.50	0.022	mg/L		04/25/14 08:00	04/26/14 02:08	1
Barium	**0.47**	**J B**	1.0	0.0020	mg/L		04/25/14 08:00	04/26/14 02:08	1
Cadmium	ND		0.10	0.0020	mg/L		04/25/14 08:00	04/26/14 02:08	1
Chromium	**0.043**	**J B**	0.50	0.0030	mg/L		04/25/14 08:00	04/26/14 02:08	1
Lead	ND		0.50	0.013	mg/L		04/25/14 08:00	04/26/14 02:08	1
Selenium	**0.041**	**J**	0.10	0.024	mg/L		04/25/14 08:00	04/26/14 02:08	1
Silver	ND		0.50	0.0040	mg/L		04/25/14 08:00	04/28/14 21:10	1

Client Sample ID: F-2(FLOOR)
Date Collected: 04/17/14 10:00
Date Received: 04/18/14 11:15

Lab Sample ID: 280-54550-8
Matrix: Solid

Analyte	Result	Qualifier	RL	MDL	Unit	D	Prepared	Analyzed	Dil Fac
Arsenic	ND		0.50	0.022	mg/L		04/25/14 08:00	04/26/14 02:10	1
Barium	**0.45**	**J B**	1.0	0.0020	mg/L		04/25/14 08:00	04/26/14 02:10	1

Method: 6010B - Metals (ICP) - TCLP (Continued)

Client Sample ID: F-2(FLOOR) — **Lab Sample ID: 280-54550-8**
Date Collected: 04/17/14 10:00 — **Matrix: Solid**
Date Received: 04/18/14 11:15

Analyte	Result	Qualifier	RL	MDL	Unit	D	Prepared	Analyzed	Dil Fac
Cadmium	ND		0.10	0.0020	mg/L		04/25/14 08:00	04/26/14 02:10	1
Chromium	ND		0.50	0.0030	mg/L		04/25/14 08:00	04/26/14 02:10	1
Lead	ND		0.50	0.013	mg/L		04/25/14 08:00	04/26/14 02:10	1
Selenium	**0.024**	**J**	0.10	0.024	mg/L		04/25/14 08:00	04/26/14 02:10	1
Silver	ND		0.50	0.0040	mg/L		04/25/14 08:00	04/28/14 21:12	1

Client Sample ID: F-3(FLOOR) — **Lab Sample ID: 280-54550-9**
Date Collected: 04/17/14 10:20 — **Matrix: Solid**
Date Received: 04/18/14 11:15

Analyte	Result	Qualifier	RL	MDL	Unit	D	Prepared	Analyzed	Dil Fac
Arsenic	ND		0.50	0.022	mg/L		04/25/14 08:00	04/26/14 02:13	1
Barium	**0.83**	**J B**	1.0	0.0020	mg/L		04/25/14 08:00	04/26/14 02:13	1
Cadmium	ND		0.10	0.0020	mg/L		04/25/14 08:00	04/26/14 02:13	1
Chromium	**0.0039**	**J B**	0.50	0.0030	mg/L		04/25/14 08:00	04/26/14 02:13	1
Lead	ND		0.50	0.013	mg/L		04/25/14 08:00	04/26/14 02:13	1
Selenium	**0.058**	**J**	0.10	0.024	mg/L		04/25/14 08:00	04/26/14 02:13	1
Silver	ND		0.50	0.0040	mg/L		04/25/14 08:00	04/28/14 21:14	1

Client Sample ID: BW-1(BRICK WALL) — **Lab Sample ID: 280-54550-10**
Date Collected: 04/17/14 10:45 — **Matrix: Solid**
Date Received: 04/18/14 11:15

Analyte	Result	Qualifier	RL	MDL	Unit	D	Prepared	Analyzed	Dil Fac
Arsenic	**0.025**	**J**	0.50	0.022	mg/L		04/25/14 08:00	04/26/14 01:22	1
Barium	**0.60**	**J B**	1.0	0.0020	mg/L		04/25/14 08:00	04/26/14 01:22	1
Cadmium	ND		0.10	0.0020	mg/L		04/25/14 08:00	04/26/14 01:22	1
Chromium	**0.023**	**J**	0.50	0.0030	mg/L		04/25/14 08:00	04/26/14 01:22	1
Lead	ND		0.50	0.013	mg/L		04/25/14 08:00	04/26/14 01:22	1
Selenium	**0.040**	**J B**	0.10	0.024	mg/L		04/25/14 08:00	04/26/14 01:22	1
Silver	ND		0.50	0.0040	mg/L		04/25/14 08:00	04/26/14 01:22	1

Client Sample ID: SS-1 (STILL SUPPORT) — **Lab Sample ID: 280-54550-11**
Date Collected: 04/17/14 11:00 — **Matrix: Solid**
Date Received: 04/18/14 11:15

Analyte	Result	Qualifier	RL	MDL	Unit	D	Prepared	Analyzed	Dil Fac
Arsenic	**0.032**	**J**	0.50	0.022	mg/L		05/09/14 07:00	05/10/14 02:38	1
Barium	**0.82**	**J B**	1.0	0.0020	mg/L		05/09/14 07:00	05/10/14 02:38	1
Cadmium	ND		0.10	0.0020	mg/L		05/09/14 07:00	05/10/14 02:38	1
Chromium	**0.052**	**J**	0.50	0.0030	mg/L		05/09/14 07:00	05/10/14 02:38	1
Lead	ND		0.50	0.013	mg/L		05/09/14 07:00	05/10/14 02:38	1
Selenium	**0.061**	**J**	0.10	0.024	mg/L		05/09/14 07:00	05/10/14 02:38	1
Silver	ND		0.50	0.0040	mg/L		05/09/14 07:00	05/10/14 02:38	1

Method: 7470A - Mercury (CVAA) - TCLP

Client Sample ID: GRAVEL PILE GP-1 — **Lab Sample ID: 280-54550-1**
Date Collected: 04/17/14 11:35 — **Matrix: Solid**
Date Received: 04/18/14 11:15

Analyte	Result	Qualifier	RL	MDL	Unit	D	Prepared	Analyzed	Dil Fac
Mercury	ND		0.0020	0.000030	mg/L		04/29/14 11:35	04/29/14 18:42	1

Method: 7470A - Mercury (CVAA) - TCLP

Client Sample ID: TDP-1 (TAR DEBRIS PILE) — **Lab Sample ID: 280-54550-2**
Date Collected: 04/17/14 01:30 — **Matrix: Solid**
Date Received: 04/18/14 11:15

Analyte	Result	Qualifier	RL	MDL	Unit	D	Prepared	Analyzed	Dil Fac
Mercury	ND		0.0020	0.000030	mg/L		04/26/14 12:55	04/26/14 21:25	1

Client Sample ID: W-1(WALL) — **Lab Sample ID: 280-54550-3**
Date Collected: 04/17/14 08:30 — **Matrix: Solid**
Date Received: 04/18/14 11:15

Analyte	Result	Qualifier	RL	MDL	Unit	D	Prepared	Analyzed	Dil Fac
Mercury	**0.000032**	**J**	0.0020	0.000030	mg/L		04/29/14 11:35	04/29/14 18:44	1

Client Sample ID: W-2(WALL) — **Lab Sample ID: 280-54550-4**
Date Collected: 04/17/14 08:40 — **Matrix: Solid**
Date Received: 04/18/14 11:15

Analyte	Result	Qualifier	RL	MDL	Unit	D	Prepared	Analyzed	Dil Fac
Mercury	ND		0.0020	0.000030	mg/L		04/29/14 11:35	04/29/14 18:46	1

Client Sample ID: W-3(WALL) — **Lab Sample ID: 280-54550-5**
Date Collected: 04/17/14 09:00 — **Matrix: Solid**
Date Received: 04/18/14 11:15

Analyte	Result	Qualifier	RL	MDL	Unit	D	Prepared	Analyzed	Dil Fac
Mercury	ND		0.0020	0.000030	mg/L		04/29/14 11:35	04/29/14 18:49	1

Client Sample ID: W-4(WALL) — **Lab Sample ID: 280-54550-6**
Date Collected: 04/17/14 09:10 — **Matrix: Solid**
Date Received: 04/18/14 11:15

Analyte	Result	Qualifier	RL	MDL	Unit	D	Prepared	Analyzed	Dil Fac
Mercury	ND		0.0020	0.000030	mg/L		04/29/14 11:35	04/29/14 18:51	1

Client Sample ID: F-1(FLOOR) — **Lab Sample ID: 280-54550-7**
Date Collected: 04/17/14 09:30 — **Matrix: Solid**
Date Received: 04/18/14 11:15

Analyte	Result	Qualifier	RL	MDL	Unit	D	Prepared	Analyzed	Dil Fac
Mercury	ND		0.0020	0.000030	mg/L		04/29/14 11:35	04/29/14 18:53	1

Client Sample ID: F-2(FLOOR) — **Lab Sample ID: 280-54550-8**
Date Collected: 04/17/14 10:00 — **Matrix: Solid**
Date Received: 04/18/14 11:15

Analyte	Result	Qualifier	RL	MDL	Unit	D	Prepared	Analyzed	Dil Fac
Mercury	ND		0.0020	0.000030	mg/L		04/29/14 11:35	04/29/14 18:55	1

Client Sample ID: F-3(FLOOR) — **Lab Sample ID: 280-54550-9**
Date Collected: 04/17/14 10:20 — **Matrix: Solid**
Date Received: 04/18/14 11:15

Analyte	Result	Qualifier	RL	MDL	Unit	D	Prepared	Analyzed	Dil Fac
Mercury	ND		0.0020	0.000030	mg/L		04/29/14 11:35	04/29/14 18:58	1

Client Sample ID: BW-1(BRICK WALL) — **Lab Sample ID: 280-54550-10**
Date Collected: 04/17/14 10:45 — **Matrix: Solid**
Date Received: 04/18/14 11:15

Analyte	Result	Qualifier	RL	MDL	Unit	D	Prepared	Analyzed	Dil Fac
Mercury	ND		0.0020	0.000030	mg/L		04/26/14 12:55	04/26/14 21:27	1

Client: Trihydro Corporation
Project/Site: Yttrium Concrete

TestAmerica Job ID: 280-54550-1

Method: 7470A - Mercury (CVAA) - TCLP

Client Sample ID: SS-1 (STILL SUPPORT)
Date Collected: 04/17/14 11:00
Date Received: 04/18/14 11:15

Lab Sample ID: 280-54550-11
Matrix: Solid

Analyte	Result	Qualifier	RL	MDL	Unit	D	Prepared	Analyzed	Dil Fac
Mercury	ND		0.0020	0.000030	mg/L		05/09/14 13:00	05/09/14 19:54	1

GC/MS Semi VOA

Leach Batch: 222570

Lab Sample ID	Client Sample ID	Prep Type	Matrix	Method	Prep Batch
280-54550-2	TDP-1 (TAR DEBRIS PILE)	TCLP	Solid	1311	
280-54550-10	BW-1(BRICK WALL)	TCLP	Solid	1311	
280-54550-10 MS	BW-1(BRICK WALL)	TCLP	Solid	1311	
280-54550-10 MSD	BW-1(BRICK WALL)	TCLP	Solid	1311	
LB 280-222570/1-D	Method Blank	TCLP	Solid	1311	
LCS 280-222570/2-D	Lab Control Sample	TCLP	Solid	1311	

Leach Batch: 222572

Lab Sample ID	Client Sample ID	Prep Type	Matrix	Method	Prep Batch
280-54550-8	F-2(FLOOR)	TCLP	Solid	1311	
280-54550-8 MS	F-2(FLOOR)	TCLP	Solid	1311	
280-54550-8 MSD	F-2(FLOOR)	TCLP	Solid	1311	
280-54550-9	F-3(FLOOR)	TCLP	Solid	1311	
LB2 280-222572/1-D	Method Blank	TCLP	Solid	1311	
LCS 280-222572/2-D	Lab Control Sample	TCLP	Solid	1311	

Prep Batch: 222745

Lab Sample ID	Client Sample ID	Prep Type	Matrix	Method	Prep Batch
280-54550-8	F-2(FLOOR)	TCLP	Solid	3510C	222572
280-54550-8 MS	F-2(FLOOR)	TCLP	Solid	3510C	222572
280-54550-8 MSD	F-2(FLOOR)	TCLP	Solid	3510C	222572
280-54550-9	F-3(FLOOR)	TCLP	Solid	3510C	222572
LB2 280-222572/1-D	Method Blank	TCLP	Solid	3510C	222572
LCS 280-222572/2-D	Lab Control Sample	TCLP	Solid	3510C	222572

Prep Batch: 222921

Lab Sample ID	Client Sample ID	Prep Type	Matrix	Method	Prep Batch
280-54550-2	TDP-1 (TAR DEBRIS PILE)	TCLP	Solid	3510C	222570
280-54550-10	BW-1(BRICK WALL)	TCLP	Solid	3510C	222570
280-54550-10 MS	BW-1(BRICK WALL)	TCLP	Solid	3510C	222570
280-54550-10 MSD	BW-1(BRICK WALL)	TCLP	Solid	3510C	222570
LB 280-222570/1-D	Method Blank	TCLP	Solid	3510C	222570
LCS 280-222570/2-D	Lab Control Sample	TCLP	Solid	3510C	222570

Analysis Batch: 223348

Lab Sample ID	Client Sample ID	Prep Type	Matrix	Method	Prep Batch
280-54550-8	F-2(FLOOR)	TCLP	Solid	8270C	222745
280-54550-8 MS	F-2(FLOOR)	TCLP	Solid	8270C	222745
280-54550-8 MSD	F-2(FLOOR)	TCLP	Solid	8270C	222745
280-54550-9	F-3(FLOOR)	TCLP	Solid	8270C	222745
LB2 280-222572/1-D	Method Blank	TCLP	Solid	8270C	222745
LCS 280-222572/2-D	Lab Control Sample	TCLP	Solid	8270C	222745

Analysis Batch: 223354

Lab Sample ID	Client Sample ID	Prep Type	Matrix	Method	Prep Batch
280-54550-2	TDP-1 (TAR DEBRIS PILE)	TCLP	Solid	8270C	222921
280-54550-10	BW-1(BRICK WALL)	TCLP	Solid	8270C	222921
280-54550-10 MS	BW-1(BRICK WALL)	TCLP	Solid	8270C	222921
280-54550-10 MSD	BW-1(BRICK WALL)	TCLP	Solid	8270C	222921
LB 280-222570/1-D	Method Blank	TCLP	Solid	8270C	222921
LCS 280-222570/2-D	Lab Control Sample	TCLP	Solid	8270C	222921

GC/MS Semi VOA (Continued)

Leach Batch: 224740

Lab Sample ID	Client Sample ID	Prep Type	Matrix	Method	Prep Batch
280-54550-11	SS-1 (STILL SUPPORT)	TCLP	Solid	1311	
280-54550-11 MS	SS-1 (STILL SUPPORT)	TCLP	Solid	1311	
280-54550-11 MSD	SS-1 (STILL SUPPORT)	TCLP	Solid	1311	
LB2 280-224740/1-C	Method Blank	TCLP	Solid	1311	
LCS 280-224740/2-C	Lab Control Sample	TCLP	Solid	1311	

Prep Batch: 225016

Lab Sample ID	Client Sample ID	Prep Type	Matrix	Method	Prep Batch
280-54550-11	SS-1 (STILL SUPPORT)	TCLP	Solid	3510C	224740
280-54550-11 MS	SS-1 (STILL SUPPORT)	TCLP	Solid	3510C	224740
280-54550-11 MSD	SS-1 (STILL SUPPORT)	TCLP	Solid	3510C	224740
LB2 280-224740/1-C	Method Blank	TCLP	Solid	3510C	224740
LCS 280-224740/2-C	Lab Control Sample	TCLP	Solid	3510C	224740

Analysis Batch: 225369

Lab Sample ID	Client Sample ID	Prep Type	Matrix	Method	Prep Batch
280-54550-11	SS-1 (STILL SUPPORT)	TCLP	Solid	8270C	225016
280-54550-11 MS	SS-1 (STILL SUPPORT)	TCLP	Solid	8270C	225016
280-54550-11 MSD	SS-1 (STILL SUPPORT)	TCLP	Solid	8270C	225016
LB2 280-224740/1-C	Method Blank	TCLP	Solid	8270C	225016
LCS 280-224740/2-C	Lab Control Sample	TCLP	Solid	8270C	225016

Metals

Leach Batch: 222570

Lab Sample ID	Client Sample ID	Prep Type	Matrix	Method	Prep Batch
280-54550-2	TDP-1 (TAR DEBRIS PILE)	TCLP	Solid	1311	
280-54550-10	BW-1(BRICK WALL)	TCLP	Solid	1311	
280-54550-10 MS	BW-1(BRICK WALL)	TCLP	Solid	1311	
280-54550-10 MSD	BW-1(BRICK WALL)	TCLP	Solid	1311	
LB 280-222570/1-B	Method Blank	TCLP	Solid	1311	
LB 280-222570/1-C	Method Blank	TCLP	Solid	1311	
LCS 280-222570/2-B	Lab Control Sample	TCLP	Solid	1311	
LCS 280-222570/2-C	Lab Control Sample	TCLP	Solid	1311	

Leach Batch: 222572

Lab Sample ID	Client Sample ID	Prep Type	Matrix	Method	Prep Batch
280-54550-1	GRAVEL PILE GP-1	TCLP	Solid	1311	
280-54550-3	W-1(WALL)	TCLP	Solid	1311	
280-54550-4	W-2(WALL)	TCLP	Solid	1311	
280-54550-5	W-3(WALL)	TCLP	Solid	1311	
280-54550-6	W-4(WALL)	TCLP	Solid	1311	
280-54550-7	F-1(FLOOR)	TCLP	Solid	1311	
280-54550-8	F-2(FLOOR)	TCLP	Solid	1311	
280-54550-9	F-3(FLOOR)	TCLP	Solid	1311	
280-54550-9 MS	F-3(FLOOR)	TCLP	Solid	1311	
280-54550-9 MSD	F-3(FLOOR)	TCLP	Solid	1311	
LB2 280-222572/1-B	Method Blank	TCLP	Solid	1311	
LB2 280-222572/1-C	Method Blank	TCLP	Solid	1311	
LCS 280-222572/2-B	Lab Control Sample	TCLP	Solid	1311	

Metals (Continued)

Leach Batch: 222572 (Continued)

Lab Sample ID	Client Sample ID	Prep Type	Matrix	Method	Prep Batch
LCS 280-222572/2-C	Lab Control Sample	TCLP	Solid	1311	

Prep Batch: 222687

Lab Sample ID	Client Sample ID	Prep Type	Matrix	Method	Prep Batch
280-54550-1	GRAVEL PILE GP-1	TCLP	Solid	7470A	222572
280-54550-3	W-1(WALL)	TCLP	Solid	7470A	222572
280-54550-4	W-2(WALL)	TCLP	Solid	7470A	222572
280-54550-5	W-3(WALL)	TCLP	Solid	7470A	222572
280-54550-6	W-4(WALL)	TCLP	Solid	7470A	222572
280-54550-7	F-1(FLOOR)	TCLP	Solid	7470A	222572
280-54550-8	F-2(FLOOR)	TCLP	Solid	7470A	222572
280-54550-9	F-3(FLOOR)	TCLP	Solid	7470A	222572
280-54550-9 MS	F-3(FLOOR)	TCLP	Solid	7470A	222572
280-54550-9 MSD	F-3(FLOOR)	TCLP	Solid	7470A	222572
LB2 280-222572/1-B	Method Blank	TCLP	Solid	7470A	222572
LCS 280-222572/2-B	Lab Control Sample	TCLP	Solid	7470A	222572

Prep Batch: 222717

Lab Sample ID	Client Sample ID	Prep Type	Matrix	Method	Prep Batch
280-54550-1	GRAVEL PILE GP-1	TCLP	Solid	3010A	222572
280-54550-3	W-1(WALL)	TCLP	Solid	3010A	222572
280-54550-4	W-2(WALL)	TCLP	Solid	3010A	222572
280-54550-5	W-3(WALL)	TCLP	Solid	3010A	222572
280-54550-6	W-4(WALL)	TCLP	Solid	3010A	222572
280-54550-7	F-1(FLOOR)	TCLP	Solid	3010A	222572
280-54550-8	F-2(FLOOR)	TCLP	Solid	3010A	222572
280-54550-9	F-3(FLOOR)	TCLP	Solid	3010A	222572
280-54550-9 MS	F-3(FLOOR)	TCLP	Solid	3010A	222572
280-54550-9 MSD	F-3(FLOOR)	TCLP	Solid	3010A	222572
LB2 280-222572/1-C	Method Blank	TCLP	Solid	3010A	222572
LCS 280-222572/2-C	Lab Control Sample	TCLP	Solid	3010A	222572

Prep Batch: 222723

Lab Sample ID	Client Sample ID	Prep Type	Matrix	Method	Prep Batch
280-54550-2	TDP-1 (TAR DEBRIS PILE)	TCLP	Solid	3010A	222570
280-54550-10	BW-1(BRICK WALL)	TCLP	Solid	3010A	222570
280-54550-10 MS	BW-1(BRICK WALL)	TCLP	Solid	3010A	222570
280-54550-10 MSD	BW-1(BRICK WALL)	TCLP	Solid	3010A	222570
LB 280-222570/1-B	Method Blank	TCLP	Solid	3010A	222570
LCS 280-222570/2-B	Lab Control Sample	TCLP	Solid	3010A	222570

Prep Batch: 222810

Lab Sample ID	Client Sample ID	Prep Type	Matrix	Method	Prep Batch
280-54550-2	TDP-1 (TAR DEBRIS PILE)	TCLP	Solid	7470A	222570
280-54550-10	BW-1(BRICK WALL)	TCLP	Solid	7470A	222570
280-54550-10 MS	BW-1(BRICK WALL)	TCLP	Solid	7470A	222570
280-54550-10 MSD	BW-1(BRICK WALL)	TCLP	Solid	7470A	222570
LB 280-222570/1-C	Method Blank	TCLP	Solid	7470A	222570
LCS 280-222570/2-C	Lab Control Sample	TCLP	Solid	7470A	222570

Metals (Continued)

Analysis Batch: 223027

Lab Sample ID	Client Sample ID	Prep Type	Matrix	Method	Prep Batch
280-54550-2	TDP-1 (TAR DEBRIS PILE)	TCLP	Solid	6010B	222723
280-54550-10	BW-1(BRICK WALL)	TCLP	Solid	6010B	222723
280-54550-10 MS	BW-1(BRICK WALL)	TCLP	Solid	6010B	222723
280-54550-10 MSD	BW-1(BRICK WALL)	TCLP	Solid	6010B	222723
LB 280-222570/1-B	Method Blank	TCLP	Solid	6010B	222723
LCS 280-222570/2-B	Lab Control Sample	TCLP	Solid	6010B	222723

Analysis Batch: 223028

Lab Sample ID	Client Sample ID	Prep Type	Matrix	Method	Prep Batch
280-54550-1	GRAVEL PILE GP-1	TCLP	Solid	6010B	222717
280-54550-3	W-1(WALL)	TCLP	Solid	6010B	222717
280-54550-4	W-2(WALL)	TCLP	Solid	6010B	222717
280-54550-5	W-3(WALL)	TCLP	Solid	6010B	222717
280-54550-6	W-4(WALL)	TCLP	Solid	6010B	222717
280-54550-7	F-1(FLOOR)	TCLP	Solid	6010B	222717
280-54550-8	F-2(FLOOR)	TCLP	Solid	6010B	222717
280-54550-9	F-3(FLOOR)	TCLP	Solid	6010B	222717
280-54550-9 MS	F-3(FLOOR)	TCLP	Solid	6010B	222717
280-54550-9 MSD	F-3(FLOOR)	TCLP	Solid	6010B	222717
LB2 280-222572/1-C	Method Blank	TCLP	Solid	6010B	222717
LCS 280-222572/2-C	Lab Control Sample	TCLP	Solid	6010B	222717

Analysis Batch: 223104

Lab Sample ID	Client Sample ID	Prep Type	Matrix	Method	Prep Batch
280-54550-2	TDP-1 (TAR DEBRIS PILE)	TCLP	Solid	7470A	222810
280-54550-10	BW-1(BRICK WALL)	TCLP	Solid	7470A	222810
280-54550-10 MS	BW-1(BRICK WALL)	TCLP	Solid	7470A	222810
280-54550-10 MSD	BW-1(BRICK WALL)	TCLP	Solid	7470A	222810
LB 280-222570/1-C	Method Blank	TCLP	Solid	7470A	222810
LCS 280-222570/2-C	Lab Control Sample	TCLP	Solid	7470A	222810

Analysis Batch: 223350

Lab Sample ID	Client Sample ID	Prep Type	Matrix	Method	Prep Batch
280-54550-1	GRAVEL PILE GP-1	TCLP	Solid	6010B	222717
280-54550-3	W-1(WALL)	TCLP	Solid	6010B	222717
280-54550-4	W-2(WALL)	TCLP	Solid	6010B	222717
280-54550-5	W-3(WALL)	TCLP	Solid	6010B	222717
280-54550-6	W-4(WALL)	TCLP	Solid	6010B	222717
280-54550-7	F-1(FLOOR)	TCLP	Solid	6010B	222717
280-54550-8	F-2(FLOOR)	TCLP	Solid	6010B	222717
280-54550-9	F-3(FLOOR)	TCLP	Solid	6010B	222717
280-54550-9 MS	F-3(FLOOR)	TCLP	Solid	6010B	222717
280-54550-9 MSD	F-3(FLOOR)	TCLP	Solid	6010B	222717
LB2 280-222572/1-C	Method Blank	TCLP	Solid	6010B	222717
LCS 280-222572/2-C	Lab Control Sample	TCLP	Solid	6010B	222717

Analysis Batch: 223540

Lab Sample ID	Client Sample ID	Prep Type	Matrix	Method	Prep Batch
280-54550-1	GRAVEL PILE GP-1	TCLP	Solid	7470A	222687
280-54550-3	W-1(WALL)	TCLP	Solid	7470A	222687
280-54550-4	W-2(WALL)	TCLP	Solid	7470A	222687

Metals (Continued)

Analysis Batch: 223540 (Continued)

Lab Sample ID	Client Sample ID	Prep Type	Matrix	Method	Prep Batch
280-54550-5	W-3(WALL)	TCLP	Solid	7470A	222687
280-54550-6	W-4(WALL)	TCLP	Solid	7470A	222687
280-54550-7	F-1(FLOOR)	TCLP	Solid	7470A	222687
280-54550-8	F-2(FLOOR)	TCLP	Solid	7470A	222687
280-54550-9	F-3(FLOOR)	TCLP	Solid	7470A	222687
280-54550-9 MS	F-3(FLOOR)	TCLP	Solid	7470A	222687
280-54550-9 MSD	F-3(FLOOR)	TCLP	Solid	7470A	222687
LB2 280-222572/1-B	Method Blank	TCLP	Solid	7470A	222687
LCS 280-222572/2-B	Lab Control Sample	TCLP	Solid	7470A	222687

Leach Batch: 224740

Lab Sample ID	Client Sample ID	Prep Type	Matrix	Method	Prep Batch
280-54550-11	SS-1 (STILL SUPPORT)	TCLP	Solid	1311	
280-55090-B-1-E MS	Matrix Spike	TCLP	Solid	1311	
280-55090-B-1-F MSD	Matrix Spike Duplicate	TCLP	Solid	1311	
280-55090-B-1-S MS	Matrix Spike	TCLP	Solid	1311	
280-55090-B-1-T MSD	Matrix Spike Duplicate	TCLP	Solid	1311	
LB2 280-224740/1-B	Method Blank	TCLP	Solid	1311	
LB2 280-224740/1-E	Method Blank	TCLP	Solid	1311	
LCS 280-224740/2-B	Lab Control Sample	TCLP	Solid	1311	
LCS 280-224740/2-F	Lab Control Sample	TCLP	Solid	1311	

Prep Batch: 224955

Lab Sample ID	Client Sample ID	Prep Type	Matrix	Method	Prep Batch
280-54550-11	SS-1 (STILL SUPPORT)	TCLP	Solid	3010A	224740
280-55090-B-1-E MS	Matrix Spike	TCLP	Solid	3010A	224740
280-55090-B-1-F MSD	Matrix Spike Duplicate	TCLP	Solid	3010A	224740
LB2 280-224740/1-B	Method Blank	TCLP	Solid	3010A	224740
LCS 280-224740/2-B	Lab Control Sample	TCLP	Solid	3010A	224740

Prep Batch: 225061

Lab Sample ID	Client Sample ID	Prep Type	Matrix	Method	Prep Batch
280-54550-11	SS-1 (STILL SUPPORT)	TCLP	Solid	7470A	224740
280-55090-B-1-S MS	Matrix Spike	TCLP	Solid	7470A	224740
280-55090-B-1-T MSD	Matrix Spike Duplicate	TCLP	Solid	7470A	224740
LB2 280-224740/1-E	Method Blank	TCLP	Solid	7470A	224740
LCS 280-224740/2-F	Lab Control Sample	TCLP	Solid	7470A	224740

Analysis Batch: 225289

Lab Sample ID	Client Sample ID	Prep Type	Matrix	Method	Prep Batch
280-54550-11	SS-1 (STILL SUPPORT)	TCLP	Solid	6010B	224955
280-55090-B-1-E MS	Matrix Spike	TCLP	Solid	6010B	224955
280-55090-B-1-F MSD	Matrix Spike Duplicate	TCLP	Solid	6010B	224955
LB2 280-224740/1-B	Method Blank	TCLP	Solid	6010B	224955
LCS 280-224740/2-B	Lab Control Sample	TCLP	Solid	6010B	224955

Analysis Batch: 225320

Lab Sample ID	Client Sample ID	Prep Type	Matrix	Method	Prep Batch
280-54550-11	SS-1 (STILL SUPPORT)	TCLP	Solid	7470A	225061
280-55090-B-1-S MS	Matrix Spike	TCLP	Solid	7470A	225061
280-55090-B-1-T MSD	Matrix Spike Duplicate	TCLP	Solid	7470A	225061

Metals (Continued)

Analysis Batch: 225320 (Continued)

Lab Sample ID	Client Sample ID	Prep Type	Matrix	Method	Prep Batch
LB2 280-224740/1-E	Method Blank	TCLP	Solid	7470A	225061
LCS 280-224740/2-F	Lab Control Sample	TCLP	Solid	7470A	225061

Method: 8270C - Semivolatile Organic Compounds (GC/MS)

Lab Sample ID: LB2 280-222572/1-D
Matrix: Solid
Analysis Batch: 223348

Client Sample ID: Method Blank
Prep Type: TCLP
Prep Batch: 222745

Analyte	LB2 Result	LB2 Qualifier	RL	MDL	Unit	D	Prepared	Analyzed	Dil Fac
1,4-Dichlorobenzene	ND		0.020	0.0016	mg/L		04/24/14 22:07	04/30/14 12:35	1
2,4-Dinitrotoluene	ND		0.050	0.0083	mg/L		04/24/14 22:07	04/30/14 12:35	1
Hexachlorobutadiene	ND		0.050	0.017	mg/L		04/24/14 22:07	04/30/14 12:35	1
Hexachloroethane	ND		0.050	0.011	mg/L		04/24/14 22:07	04/30/14 12:35	1
2-Methylphenol	ND		0.050	0.0049	mg/L		04/24/14 22:07	04/30/14 12:35	1
3 & 4 Methylphenol	ND		0.050	0.0013	mg/L		04/24/14 22:07	04/30/14 12:35	1
3-Methylphenol	ND		0.050	0.0013	mg/L		04/24/14 22:07	04/30/14 12:35	1
4-Methylphenol	ND		0.050	0.0012	mg/L		04/24/14 22:07	04/30/14 12:35	1
Nitrobenzene	ND		0.050	0.0041	mg/L		04/24/14 22:07	04/30/14 12:35	1
Pyridine	ND		0.10	0.0057	mg/L		04/24/14 22:07	04/30/14 12:35	1

Surrogate	*LB2 %Recovery*	*LB2 Qualifier*	*Limits*	*Prepared*	*Analyzed*	*Dil Fac*
2-Fluorobiphenyl	*86*		*49 - 120*	*04/24/14 22:07*	*04/30/14 12:35*	*1*
2-Fluorophenol	*79*		*50 - 120*	*04/24/14 22:07*	*04/30/14 12:35*	*1*
Nitrobenzene-d5	*87*		*51 - 120*	*04/24/14 22:07*	*04/30/14 12:35*	*1*
Phenol-d5	*73*		*47 - 120*	*04/24/14 22:07*	*04/30/14 12:35*	*1*
Terphenyl-d14	*93*		*56 - 120*	*04/24/14 22:07*	*04/30/14 12:35*	*1*
2,4,6-Tribromophenol	*82*		*51 - 120*	*04/24/14 22:07*	*04/30/14 12:35*	*1*

Lab Sample ID: LCS 280-222572/2-D
Matrix: Solid
Analysis Batch: 223348

Client Sample ID: Lab Control Sample
Prep Type: TCLP
Prep Batch: 222745

Analyte	Spike Added	LCS Result	LCS Qualifier	Unit	D	%Rec	%Rec. Limits
1,4-Dichlorobenzene	0.250	0.203		mg/L		81	36 - 120
2,4-Dinitrotoluene	0.100	0.0756		mg/L		76	36 - 120
Hexachlorobutadiene	0.250	0.188		mg/L		75	35 - 120
Hexachloroethane	0.250	0.199		mg/L		80	35 - 120
2-Methylphenol	0.250	0.220		mg/L		88	45 - 120
3 & 4 Methylphenol	0.500	0.442		mg/L		88	44 - 120
4-Methylphenol	0.500	0.442		mg/L		88	44 - 120
Nitrobenzene	0.250	0.222		mg/L		89	50 - 120
Pyridine	0.250	0.154		mg/L		62	10 - 121

Surrogate	*LCS %Recovery*	*LCS Qualifier*	*Limits*
2-Fluorobiphenyl	*83*		*49 - 120*
2-Fluorophenol	*78*		*50 - 120*
Nitrobenzene-d5	*85*		*51 - 120*
Phenol-d5	*72*		*47 - 120*
Terphenyl-d14	*93*		*56 - 120*
2,4,6-Tribromophenol	*81*		*51 - 120*

Method: 8270C - Semivolatile Organic Compounds (GC/MS) (Continued)

Lab Sample ID: 280-54550-8 MS
Matrix: Solid
Analysis Batch: 223348

Client Sample ID: F-2(FLOOR)
Prep Type: TCLP
Prep Batch: 222745

Analyte	Sample Result	Sample Qualifier	Spike Added	MS Result	MS Qualifier	Unit	D	%Rec	%Rec. Limits
1,4-Dichlorobenzene	ND		0.250	0.189		mg/L		76	36 - 120
2,4-Dinitrotoluene	ND		0.100	0.0819		mg/L		82	36 - 120
Hexachlorobutadiene	ND		0.250	0.176		mg/L		71	35 - 120
Hexachloroethane	ND		0.250	0.189		mg/L		76	35 - 120
2-Methylphenol	ND		0.250	0.208		mg/L		83	45 - 120
3 & 4 Methylphenol	ND		0.500	0.427		mg/L		85	44 - 120
4-Methylphenol	0.0012	J	0.500	0.427		mg/L		85	44 - 120
Nitrobenzene	ND		0.250	0.207		mg/L		83	50 - 120
Pyridine	ND		0.250	0.0998	J	mg/L		40	10 - 121

Surrogate	*MS %Recovery*	*MS Qualifier*	*Limits*
2-Fluorobiphenyl	*78*		*49 - 120*
2-Fluorophenol	*73*		*50 - 120*
Nitrobenzene-d5	*79*		*51 - 120*
Phenol-d5	*69*		*47 - 120*
Terphenyl-d14	*88*		*56 - 120*
2,4,6-Tribromophenol	*82*		*51 - 120*

Lab Sample ID: 280-54550-8 MSD
Matrix: Solid
Analysis Batch: 223348

Client Sample ID: F-2(FLOOR)
Prep Type: TCLP
Prep Batch: 222745

Analyte	Sample Result	Sample Qualifier	Spike Added	MSD Result	MSD Qualifier	Unit	D	%Rec	%Rec. Limits	RPD	RPD Limit
1,4-Dichlorobenzene	ND		0.250	0.198		mg/L		79	36 - 120	5	30
2,4-Dinitrotoluene	ND		0.100	0.0858		mg/L		86	36 - 120	5	30
Hexachlorobutadiene	ND		0.250	0.182		mg/L		73	35 - 120	3	30
Hexachloroethane	ND		0.250	0.196		mg/L		79	35 - 120	4	30
2-Methylphenol	ND		0.250	0.219		mg/L		88	45 - 120	6	30
3 & 4 Methylphenol	ND		0.500	0.448		mg/L		90	44 - 120	5	30
4-Methylphenol	0.0012	J	0.500	0.448		mg/L		89	44 - 120	5	30
Nitrobenzene	ND		0.250	0.218		mg/L		87	50 - 120	5	30
Pyridine	ND		0.250	0.0957	J	mg/L		38	10 - 121	4	30

Surrogate	*MSD %Recovery*	*MSD Qualifier*	*Limits*
2-Fluorobiphenyl	*82*		*49 - 120*
2-Fluorophenol	*77*		*50 - 120*
Nitrobenzene-d5	*84*		*51 - 120*
Phenol-d5	*72*		*47 - 120*
Terphenyl-d14	*87*		*56 - 120*
2,4,6-Tribromophenol	*85*		*51 - 120*

Lab Sample ID: LB 280-222570/1-D
Matrix: Solid
Analysis Batch: 223354

Client Sample ID: Method Blank
Prep Type: TCLP
Prep Batch: 222921

Analyte	LB Result	LB Qualifier	RL	MDL	Unit	D	Prepared	Analyzed	Dil Fac
1,4-Dichlorobenzene	ND		0.020	0.0016	mg/L		04/25/14 17:40	04/29/14 13:20	1

Method: 8270C - Semivolatile Organic Compounds (GC/MS) (Continued)

Lab Sample ID: LB 280-222570/1-D
Matrix: Solid
Analysis Batch: 223354

Client Sample ID: Method Blank
Prep Type: TCLP
Prep Batch: 222921

Analyte	LB Result	LB Qualifier	RL	MDL	Unit	D	Prepared	Analyzed	Dil Fac
2,4-Dinitrotoluene	ND		0.050	0.0083	mg/L		04/25/14 17:40	04/29/14 13:20	1
Hexachlorobutadiene	ND		0.050	0.017	mg/L		04/25/14 17:40	04/29/14 13:20	1
Hexachloroethane	ND		0.050	0.011	mg/L		04/25/14 17:40	04/29/14 13:20	1
2-Methylphenol	ND		0.050	0.0049	mg/L		04/25/14 17:40	04/29/14 13:20	1
3 & 4 Methylphenol	ND		0.050	0.0013	mg/L		04/25/14 17:40	04/29/14 13:20	1
3-Methylphenol	ND		0.050	0.0013	mg/L		04/25/14 17:40	04/29/14 13:20	1
4-Methylphenol	ND		0.050	0.0012	mg/L		04/25/14 17:40	04/29/14 13:20	1
Nitrobenzene	ND		0.050	0.0041	mg/L		04/25/14 17:40	04/29/14 13:20	1
Pyridine	ND		0.10	0.0057	mg/L		04/25/14 17:40	04/29/14 13:20	1

Surrogate	*LB %Recovery*	*LB Qualifier*	*Limits*	*Prepared*	*Analyzed*	*Dil Fac*
2-Fluorobiphenyl	*76*		*49 - 120*	*04/25/14 17:40*	*04/29/14 13:20*	*1*
2-Fluorophenol	*69*		*50 - 120*	*04/25/14 17:40*	*04/29/14 13:20*	*1*
Nitrobenzene-d5	*76*		*51 - 120*	*04/25/14 17:40*	*04/29/14 13:20*	*1*
Phenol-d5	*62*		*47 - 120*	*04/25/14 17:40*	*04/29/14 13:20*	*1*
Terphenyl-d14	*92*		*56 - 120*	*04/25/14 17:40*	*04/29/14 13:20*	*1*
2,4,6-Tribromophenol	*83*		*51 - 120*	*04/25/14 17:40*	*04/29/14 13:20*	*1*

Lab Sample ID: LCS 280-222570/2-D
Matrix: Solid
Analysis Batch: 223354

Client Sample ID: Lab Control Sample
Prep Type: TCLP
Prep Batch: 222921

Analyte	Spike Added	LCS Result	LCS Qualifier	Unit	D	%Rec	%Rec. Limits
1,4-Dichlorobenzene	0.250	0.172		mg/L		69	36 - 120
2,4-Dinitrotoluene	0.100	0.0680		mg/L		68	36 - 120
Hexachlorobutadiene	0.250	0.162		mg/L		65	35 - 120
Hexachloroethane	0.250	0.162		mg/L		65	35 - 120
2-Methylphenol	0.250	0.175		mg/L		70	45 - 120
3 & 4 Methylphenol	0.500	0.362		mg/L		72	44 - 120
4-Methylphenol	0.500	0.362		mg/L		72	44 - 120
Nitrobenzene	0.250	0.183		mg/L		73	50 - 120
Pyridine	0.250	0.0578	J	mg/L		23	10 - 121

Surrogate	*LCS %Recovery*	*LCS Qualifier*	*Limits*
2-Fluorobiphenyl	*68*		*49 - 120*
2-Fluorophenol	*63*		*50 - 120*
Nitrobenzene-d5	*71*		*51 - 120*
Phenol-d5	*57*		*47 - 120*
Terphenyl-d14	*94*		*56 - 120*
2,4,6-Tribromophenol	*83*		*51 - 120*

Lab Sample ID: 280-54550-10 MS
Matrix: Solid
Analysis Batch: 223354

Client Sample ID: BW-1(BRICK WALL)
Prep Type: TCLP
Prep Batch: 222921

Analyte	Sample Result	Sample Qualifier	Spike Added	MS Result	MS Qualifier	Unit	D	%Rec	%Rec. Limits
1,4-Dichlorobenzene	ND		0.250	0.184		mg/L		74	36 - 120
2,4-Dinitrotoluene	ND		0.100	0.0779		mg/L		78	36 - 120

Method: 8270C - Semivolatile Organic Compounds (GC/MS) (Continued)

Lab Sample ID: 280-54550-10 MS — **Client Sample ID: BW-1(BRICK WALL)**
Matrix: Solid — **Prep Type: TCLP**
Analysis Batch: 223354 — **Prep Batch: 222921**

Analyte	Sample Result	Sample Qualifier	Spike Added	MS Result	MS Qualifier	Unit	D	%Rec	%Rec. Limits
Hexachlorobutadiene	ND		0.250	0.174		mg/L		70	35 - 120
Hexachloroethane	ND		0.250	0.178		mg/L		71	35 - 120
2-Methylphenol	ND		0.250	0.199		mg/L		80	45 - 120
3 & 4 Methylphenol	ND		0.500	0.414		mg/L		83	44 - 120
4-Methylphenol	ND		0.500	0.414		mg/L		83	44 - 120
Nitrobenzene	ND		0.250	0.203		mg/L		81	50 - 120
Pyridine	ND		0.250	0.0971	J	mg/L		39	10 - 121

Surrogate	*MS %Recovery*	*MS Qualifier*	*Limits*
2-Fluorobiphenyl	*75*		*49 - 120*
2-Fluorophenol	*73*		*50 - 120*
Nitrobenzene-d5	*77*		*51 - 120*
Phenol-d5	*66*		*47 - 120*
Terphenyl-d14	*90*		*56 - 120*
2,4,6-Tribromophenol	*93*		*51 - 120*

Lab Sample ID: 280-54550-10 MSD — **Client Sample ID: BW-1(BRICK WALL)**
Matrix: Solid — **Prep Type: TCLP**
Analysis Batch: 223354 — **Prep Batch: 222921**

Analyte	Sample Result	Sample Qualifier	Spike Added	MSD Result	MSD Qualifier	Unit	D	%Rec	%Rec. Limits	RPD	RPD Limit
1,4-Dichlorobenzene	ND		0.250	0.195		mg/L		78	36 - 120	6	30
2,4-Dinitrotoluene	ND		0.100	0.0802		mg/L		80	36 - 120	3	30
Hexachlorobutadiene	ND		0.250	0.188		mg/L		75	35 - 120	8	30
Hexachloroethane	ND		0.250	0.191		mg/L		77	35 - 120	7	30
2-Methylphenol	ND		0.250	0.209		mg/L		83	45 - 120	5	30
3 & 4 Methylphenol	ND		0.500	0.430		mg/L		86	44 - 120	4	30
4-Methylphenol	ND		0.500	0.430		mg/L		86	44 - 120	4	30
Nitrobenzene	ND		0.250	0.216		mg/L		86	50 - 120	6	30
Pyridine	ND		0.250	0.144	F2	mg/L		58	10 - 121	39	30

Surrogate	*MSD %Recovery*	*MSD Qualifier*	*Limits*
2-Fluorobiphenyl	*79*		*49 - 120*
2-Fluorophenol	*75*		*50 - 120*
Nitrobenzene-d5	*82*		*51 - 120*
Phenol-d5	*68*		*47 - 120*
Terphenyl-d14	*90*		*56 - 120*
2,4,6-Tribromophenol	*92*		*51 - 120*

Lab Sample ID: LB2 280-224740/1-C — **Client Sample ID: Method Blank**
Matrix: Solid — **Prep Type: TCLP**
Analysis Batch: 225369 — **Prep Batch: 225016**

Analyte	LB2 Result	LB2 Qualifier	RL	MDL	Unit	D	Prepared	Analyzed	Dil Fac
1,4-Dichlorobenzene	ND		0.020	0.0016	mg/L		05/08/14 23:06	05/12/14 16:40	1
2,4-Dinitrotoluene	ND		0.050	0.0083	mg/L		05/08/14 23:06	05/12/14 16:40	1
Hexachlorobutadiene	ND		0.050	0.017	mg/L		05/08/14 23:06	05/12/14 16:40	1
Hexachloroethane	ND		0.050	0.011	mg/L		05/08/14 23:06	05/12/14 16:40	1

Method: 8270C - Semivolatile Organic Compounds (GC/MS) (Continued)

Lab Sample ID: LB2 280-224740/1-C
Matrix: Solid
Analysis Batch: 225369

Client Sample ID: Method Blank
Prep Type: TCLP
Prep Batch: 225016

Analyte	LB2 Result	LB2 Qualifier	RL	MDL	Unit	D	Prepared	Analyzed	Dil Fac
2-Methylphenol	ND		0.050	0.0049	mg/L		05/08/14 23:06	05/12/14 16:40	1
3 & 4 Methylphenol	ND		0.050	0.0013	mg/L		05/08/14 23:06	05/12/14 16:40	1
3-Methylphenol	ND		0.050	0.0013	mg/L		05/08/14 23:06	05/12/14 16:40	1
4-Methylphenol	ND		0.050	0.0012	mg/L		05/08/14 23:06	05/12/14 16:40	1
Nitrobenzene	ND		0.050	0.0041	mg/L		05/08/14 23:06	05/12/14 16:40	1
Pyridine	ND		0.10	0.0057	mg/L		05/08/14 23:06	05/12/14 16:40	1

Surrogate	*LB2 %Recovery*	*LB2 Qualifier*	*Limits*	*Prepared*	*Analyzed*	*Dil Fac*
2-Fluorobiphenyl	*79*		*49 - 120*	*05/08/14 23:06*	*05/12/14 16:40*	*1*
2-Fluorophenol	*76*		*50 - 120*	*05/08/14 23:06*	*05/12/14 16:40*	*1*
Nitrobenzene-d5	*78*		*51 - 120*	*05/08/14 23:06*	*05/12/14 16:40*	*1*
Phenol-d5	*68*		*47 - 120*	*05/08/14 23:06*	*05/12/14 16:40*	*1*
Terphenyl-d14	*93*		*56 - 120*	*05/08/14 23:06*	*05/12/14 16:40*	*1*
2,4,6-Tribromophenol	*88*		*51 - 120*	*05/08/14 23:06*	*05/12/14 16:40*	*1*

Lab Sample ID: LCS 280-224740/2-C
Matrix: Solid
Analysis Batch: 225369

Client Sample ID: Lab Control Sample
Prep Type: TCLP
Prep Batch: 225016

Analyte	Spike Added	LCS Result	LCS Qualifier	Unit	D	%Rec	%Rec. Limits
1,4-Dichlorobenzene	0.250	0.176		mg/L		70	36 - 120
2,4-Dinitrotoluene	0.100	0.0634		mg/L		63	36 - 120
Hexachlorobutadiene	0.250	0.169		mg/L		68	35 - 120
Hexachloroethane	0.250	0.173		mg/L		69	35 - 120
2-Methylphenol	0.250	0.184		mg/L		74	45 - 120
3 & 4 Methylphenol	0.500	0.378		mg/L		76	44 - 120
4-Methylphenol	0.500	0.378		mg/L		76	44 - 120
Nitrobenzene	0.250	0.184		mg/L		73	50 - 120
Pyridine	0.250	0.0822	J	mg/L		33	10 - 121

Surrogate	*LCS %Recovery*	*LCS Qualifier*	*Limits*
2-Fluorobiphenyl	*75*		*49 - 120*
2-Fluorophenol	*69*		*50 - 120*
Nitrobenzene-d5	*72*		*51 - 120*
Phenol-d5	*61*		*47 - 120*
Terphenyl-d14	*90*		*56 - 120*
2,4,6-Tribromophenol	*85*		*51 - 120*

Lab Sample ID: 280-54550-11 MS
Matrix: Solid
Analysis Batch: 225369

Client Sample ID: SS-1 (STILL SUPPORT)
Prep Type: TCLP
Prep Batch: 225016

Analyte	Sample Result	Sample Qualifier	Spike Added	MS Result	MS Qualifier	Unit	D	%Rec	%Rec. Limits
1,4-Dichlorobenzene	ND	H	0.250	0.181		mg/L		72	36 - 120
2,4-Dinitrotoluene	ND	H	0.100	0.0690		mg/L		69	36 - 120
Hexachlorobutadiene	ND	H	0.250	0.175		mg/L		70	35 - 120
Hexachloroethane	ND	H	0.250	0.170		mg/L		68	35 - 120
2-Methylphenol	ND	H	0.250	0.191		mg/L		76	45 - 120

Method: 8270C - Semivolatile Organic Compounds (GC/MS) (Continued)

Lab Sample ID: 280-54550-11 MS — **Client Sample ID: SS-1 (STILL SUPPORT)**
Matrix: Solid — **Prep Type: TCLP**
Analysis Batch: 225369 — **Prep Batch: 225016**

Analyte	Sample Result	Sample Qualifier	Spike Added	MS Result	MS Qualifier	Unit	D	%Rec	%Rec. Limits
3 & 4 Methylphenol	ND	H	0.500	0.398		mg/L		80	44 - 120
4-Methylphenol	ND	H	0.500	0.398		mg/L		80	44 - 120
Nitrobenzene	ND	H	0.250	0.189		mg/L		75	50 - 120
Pyridine	ND	H	0.250	0.0829	J	mg/L		33	10 - 121

Surrogate	*MS %Recovery*	*MS Qualifier*	*Limits*
2-Fluorobiphenyl	*79*		*49 - 120*
2-Fluorophenol	*71*		*50 - 120*
Nitrobenzene-d5	*75*		*51 - 120*
Phenol-d5	*64*		*47 - 120*
Terphenyl-d14	*82*		*56 - 120*
2,4,6-Tribromophenol	*92*		*51 - 120*

Lab Sample ID: 280-54550-11 MSD — **Client Sample ID: SS-1 (STILL SUPPORT)**
Matrix: Solid — **Prep Type: TCLP**
Analysis Batch: 225369 — **Prep Batch: 225016**

Analyte	Sample Result	Sample Qualifier	Spike Added	MSD Result	MSD Qualifier	Unit	D	%Rec	%Rec. Limits	RPD	RPD Limit
1,4-Dichlorobenzene	ND	H	0.250	0.172		mg/L		69	36 - 120	5	30
2,4-Dinitrotoluene	ND	H	0.100	0.0623		mg/L		62	36 - 120	10	30
Hexachlorobutadiene	ND	H	0.250	0.164		mg/L		65	35 - 120	7	30
Hexachloroethane	ND	H	0.250	0.163		mg/L		65	35 - 120	4	30
2-Methylphenol	ND	H	0.250	0.188		mg/L		75	45 - 120	1	30
3 & 4 Methylphenol	ND	H	0.500	0.390		mg/L		78	44 - 120	2	30
4-Methylphenol	ND	H	0.500	0.390		mg/L		78	44 - 120	2	30
Nitrobenzene	ND	H	0.250	0.189		mg/L		76	50 - 120	0	30
Pyridine	ND	H	0.250	0.151	F2	mg/L		61	10 - 121	58	30

Surrogate	*MSD %Recovery*	*MSD Qualifier*	*Limits*
2-Fluorobiphenyl	*77*		*49 - 120*
2-Fluorophenol	*70*		*50 - 120*
Nitrobenzene-d5	*75*		*51 - 120*
Phenol-d5	*61*		*47 - 120*
Terphenyl-d14	*76*		*56 - 120*
2,4,6-Tribromophenol	*84*		*51 - 120*

Method: 6010B - Metals (ICP)

Lab Sample ID: LB2 280-222572/1-C — **Client Sample ID: Method Blank**
Matrix: Solid — **Prep Type: TCLP**
Analysis Batch: 223028 — **Prep Batch: 222717**

Analyte	LB2 Result	LB2 Qualifier	RL	MDL	Unit	D	Prepared	Analyzed	Dil Fac
Arsenic	ND		0.50	0.022	mg/L		04/25/14 08:00	04/26/14 01:41	1
Barium	0.0432	J	1.0	0.0020	mg/L		04/25/14 08:00	04/26/14 01:41	1
Cadmium	ND		0.10	0.0020	mg/L		04/25/14 08:00	04/26/14 01:41	1
Chromium	0.00430	J	0.50	0.0030	mg/L		04/25/14 08:00	04/26/14 01:41	1

Method: 6010B - Metals (ICP) (Continued)

Lab Sample ID: LB2 280-222572/1-C
Matrix: Solid
Analysis Batch: 223028

Client Sample ID: Method Blank
Prep Type: TCLP
Prep Batch: 222717

Analyte	LB2 Result	LB2 Qualifier	RL	MDL	Unit	D	Prepared	Analyzed	Dil Fac
Lead	ND		0.50	0.013	mg/L		04/25/14 08:00	04/26/14 01:41	1
Selenium	0.0356	J	0.10	0.024	mg/L		04/25/14 08:00	04/26/14 01:41	1

Lab Sample ID: LB2 280-222572/1-C
Matrix: Solid
Analysis Batch: 223350

Client Sample ID: Method Blank
Prep Type: TCLP
Prep Batch: 222717

Analyte	LB2 Result	LB2 Qualifier	RL	MDL	Unit	D	Prepared	Analyzed	Dil Fac
Silver	ND		0.50	0.0040	mg/L		04/25/14 08:00	04/28/14 20:43	1

Lab Sample ID: LCS 280-222572/2-C
Matrix: Solid
Analysis Batch: 223028

Client Sample ID: Lab Control Sample
Prep Type: TCLP
Prep Batch: 222717

Analyte	Spike Added	LCS Result	LCS Qualifier	Unit	D	%Rec	%Rec. Limits
Arsenic	4.00	3.79		mg/L		95	80 - 120
Barium	12.0	11.7		mg/L		97	80 - 120
Cadmium	1.10	1.09		mg/L		99	80 - 120
Chromium	5.20	4.94		mg/L		95	80 - 120
Lead	5.50	5.80		mg/L		105	80 - 120
Selenium	3.00	2.81		mg/L		94	80 - 120

Lab Sample ID: LCS 280-222572/2-C
Matrix: Solid
Analysis Batch: 223350

Client Sample ID: Lab Control Sample
Prep Type: TCLP
Prep Batch: 222717

Analyte	Spike Added	LCS Result	LCS Qualifier	Unit	D	%Rec	%Rec. Limits
Silver	1.05	1.07		mg/L		102	80 - 120

Lab Sample ID: 280-54550-9 MS
Matrix: Solid
Analysis Batch: 223028

Client Sample ID: F-3(FLOOR)
Prep Type: TCLP
Prep Batch: 222717

Analyte	Sample Result	Sample Qualifier	Spike Added	MS Result	MS Qualifier	Unit	D	%Rec	%Rec. Limits
Arsenic	ND		4.00	3.97		mg/L		99	80 - 120
Barium	0.83	J B	12.0	12.7		mg/L		99	80 - 120
Cadmium	ND		1.10	1.13		mg/L		103	80 - 120
Chromium	0.0039	J B	5.20	4.99		mg/L		96	80 - 120
Lead	ND		5.50	5.72		mg/L		104	80 - 120
Selenium	0.058	J	3.00	2.91		mg/L		95	80 - 120

Lab Sample ID: 280-54550-9 MS
Matrix: Solid
Analysis Batch: 223350

Client Sample ID: F-3(FLOOR)
Prep Type: TCLP
Prep Batch: 222717

Analyte	Sample Result	Sample Qualifier	Spike Added	MS Result	MS Qualifier	Unit	D	%Rec	%Rec. Limits
Silver	ND		1.05	1.10		mg/L		105	80 - 120

Method: 6010B - Metals (ICP) (Continued)

Lab Sample ID: 280-54550-9 MSD — **Client Sample ID: F-3(FLOOR)**
Matrix: Solid — **Prep Type: TCLP**
Analysis Batch: 223028 — **Prep Batch: 222717**

Analyte	Sample Result	Sample Qualifier	Spike Added	MSD Result	MSD Qualifier	Unit	D	%Rec	%Rec. Limits	RPD	RPD Limit
Arsenic	ND		4.00	4.03		mg/L		101	80 - 120	1	20
Barium	0.83	J B	12.0	12.8		mg/L		100	80 - 120	1	20
Cadmium	ND		1.10	1.14		mg/L		104	80 - 120	1	20
Chromium	0.0039	J B	5.20	5.03		mg/L		97	80 - 120	1	20
Lead	ND		5.50	5.77		mg/L		105	80 - 120	1	20
Selenium	0.058	J	3.00	2.97		mg/L		97	80 - 120	2	20

Lab Sample ID: 280-54550-9 MSD — **Client Sample ID: F-3(FLOOR)**
Matrix: Solid — **Prep Type: TCLP**
Analysis Batch: 223350 — **Prep Batch: 222717**

Analyte	Sample Result	Sample Qualifier	Spike Added	MSD Result	MSD Qualifier	Unit	D	%Rec	%Rec. Limits	RPD	RPD Limit
Silver	ND		1.05	1.11		mg/L		106	80 - 120	13	20

Lab Sample ID: LB 280-222570/1-B — **Client Sample ID: Method Blank**
Matrix: Solid — **Prep Type: TCLP**
Analysis Batch: 223027 — **Prep Batch: 222723**

Analyte	LB Result	LB Qualifier	RL	MDL	Unit	D	Prepared	Analyzed	Dil Fac
Arsenic	ND		0.50	0.022	mg/L		04/25/14 08:00	04/26/14 01:15	1
Barium	0.0264	J	1.0	0.0020	mg/L		04/25/14 08:00	04/26/14 01:15	1
Cadmium	ND		0.10	0.0020	mg/L		04/25/14 08:00	04/26/14 01:15	1
Chromium	ND		0.50	0.0030	mg/L		04/25/14 08:00	04/26/14 01:15	1
Lead	ND		0.50	0.013	mg/L		04/25/14 08:00	04/26/14 01:15	1
Selenium	0.0498	J	0.10	0.024	mg/L		04/25/14 08:00	04/26/14 01:15	1
Silver	ND		0.50	0.0040	mg/L		04/25/14 08:00	04/26/14 01:15	1

Lab Sample ID: LCS 280-222570/2-B — **Client Sample ID: Lab Control Sample**
Matrix: Solid — **Prep Type: TCLP**
Analysis Batch: 223027 — **Prep Batch: 222723**

Analyte	Spike Added	LCS Result	LCS Qualifier	Unit	D	%Rec	%Rec. Limits
Arsenic	4.00	3.95		mg/L		99	80 - 120
Barium	12.0	11.9		mg/L		99	80 - 120
Cadmium	1.10	1.11		mg/L		101	80 - 120
Chromium	5.20	5.01		mg/L		96	80 - 120
Lead	5.50	5.70		mg/L		104	80 - 120
Selenium	3.00	2.93		mg/L		98	80 - 120
Silver	1.05	0.969		mg/L		92	80 - 120

Lab Sample ID: 280-54550-10 MS — **Client Sample ID: BW-1(BRICK WALL)**
Matrix: Solid — **Prep Type: TCLP**
Analysis Batch: 223027 — **Prep Batch: 222723**

Analyte	Sample Result	Sample Qualifier	Spike Added	MS Result	MS Qualifier	Unit	D	%Rec	%Rec. Limits
Arsenic	0.025	J	4.00	4.20		mg/L		104	80 - 120
Barium	0.60	J B	12.0	12.9		mg/L		102	80 - 120
Cadmium	ND		1.10	1.17		mg/L		107	80 - 120
Chromium	0.023	J	5.20	5.29		mg/L		101	80 - 120

Method: 6010B - Metals (ICP) (Continued)

Lab Sample ID: 280-54550-10 MS
Matrix: Solid
Analysis Batch: 223027

Client Sample ID: BW-1(BRICK WALL)
Prep Type: TCLP
Prep Batch: 222723

Analyte	Sample Result	Sample Qualifier	Spike Added	MS Result	MS Qualifier	Unit	D	%Rec	%Rec. Limits
Lead	ND		5.50	5.93		mg/L		108	80 - 120
Selenium	0.040	J B	3.00	3.08		mg/L		101	80 - 120
Silver	ND		1.05	1.03		mg/L		98	80 - 120

Lab Sample ID: 280-54550-10 MSD
Matrix: Solid
Analysis Batch: 223027

Client Sample ID: BW-1(BRICK WALL)
Prep Type: TCLP
Prep Batch: 222723

Analyte	Sample Result	Sample Qualifier	Spike Added	MSD Result	MSD Qualifier	Unit	D	%Rec	%Rec. Limits	RPD	RPD Limit
Arsenic	0.025	J	4.00	4.41		mg/L		110	80 - 120	5	20
Barium	0.60	J B	12.0	13.6		mg/L		108	80 - 120	5	20
Cadmium	ND		1.10	1.24		mg/L		113	80 - 120	5	20
Chromium	0.023	J	5.20	5.55		mg/L		106	80 - 120	5	20
Lead	ND		5.50	6.23		mg/L		113	80 - 120	5	20
Selenium	0.040	J B	3.00	3.27		mg/L		108	80 - 120	6	20
Silver	ND		1.05	1.08		mg/L		103	80 - 120	5	20

Lab Sample ID: LB2 280-224740/1-B
Matrix: Solid
Analysis Batch: 225289

Client Sample ID: Method Blank
Prep Type: TCLP
Prep Batch: 224955

Analyte	LB2 Result	LB2 Qualifier	RL	MDL	Unit	D	Prepared	Analyzed	Dil Fac
Arsenic	ND		0.50	0.022	mg/L		05/09/14 07:00	05/10/14 02:24	1
Barium	0.0130	J	1.0	0.0020	mg/L		05/09/14 07:00	05/10/14 02:24	1
Cadmium	ND		0.10	0.0020	mg/L		05/09/14 07:00	05/10/14 02:24	1
Chromium	ND		0.50	0.0030	mg/L		05/09/14 07:00	05/10/14 02:24	1
Lead	ND		0.50	0.013	mg/L		05/09/14 07:00	05/10/14 02:24	1
Selenium	ND		0.10	0.024	mg/L		05/09/14 07:00	05/10/14 02:24	1
Silver	ND		0.50	0.0040	mg/L		05/09/14 07:00	05/10/14 02:24	1

Lab Sample ID: LCS 280-224740/2-B
Matrix: Solid
Analysis Batch: 225289

Client Sample ID: Lab Control Sample
Prep Type: TCLP
Prep Batch: 224955

Analyte	Spike Added	LCS Result	LCS Qualifier	Unit	D	%Rec	%Rec. Limits
Arsenic	4.00	4.15		mg/L		104	80 - 120
Barium	12.0	13.1		mg/L		109	80 - 120
Cadmium	1.10	1.17		mg/L		107	80 - 120
Chromium	5.20	5.43		mg/L		104	80 - 120
Lead	5.50	5.89		mg/L		107	80 - 120
Selenium	3.00	3.15		mg/L		105	80 - 120
Silver	1.05	1.12		mg/L		107	80 - 120

Lab Sample ID: 280-55090-B-1-E MS
Matrix: Solid
Analysis Batch: 225289

Client Sample ID: Matrix Spike
Prep Type: TCLP
Prep Batch: 224955

Analyte	Sample Result	Sample Qualifier	Spike Added	MS Result	MS Qualifier	Unit	D	%Rec	%Rec. Limits
Arsenic	ND		4.00	3.92		mg/L		98	80 - 120

Method: 6010B - Metals (ICP) (Continued)

Lab Sample ID: 280-55090-B-1-E MS — **Client Sample ID: Matrix Spike**
Matrix: Solid — **Prep Type: TCLP**
Analysis Batch: 225289 — **Prep Batch: 224955**

Analyte	Sample Result	Sample Qualifier	Spike Added	MS Result	MS Qualifier	Unit	D	%Rec	%Rec. Limits
Barium	0.16	J B	12.0	12.2		mg/L		101	80 - 120
Cadmium	0.011	J	1.10	1.11		mg/L		100	80 - 120
Chromium	0.0031	J	5.20	4.95		mg/L		95	80 - 120
Lead	0.028	J	5.50	5.32		mg/L		96	80 - 120
Selenium	0.031	J	3.00	2.96		mg/L		98	80 - 120
Silver	ND		1.05	1.05		mg/L		100	80 - 120

Lab Sample ID: 280-55090-B-1-F MSD — **Client Sample ID: Matrix Spike Duplicate**
Matrix: Solid — **Prep Type: TCLP**
Analysis Batch: 225289 — **Prep Batch: 224955**

Analyte	Sample Result	Sample Qualifier	Spike Added	MSD Result	MSD Qualifier	Unit	D	%Rec	%Rec. Limits	RPD	RPD Limit
Arsenic	ND		4.00	4.23		mg/L		106	80 - 120	8	20
Barium	0.16	J B	12.0	13.2		mg/L		109	80 - 120	8	20
Cadmium	0.011	J	1.10	1.19		mg/L		107	80 - 120	7	20
Chromium	0.0031	J	5.20	5.31		mg/L		102	80 - 120	7	20
Lead	0.028	J	5.50	5.64		mg/L		102	80 - 120	6	20
Selenium	0.031	J	3.00	3.18		mg/L		105	80 - 120	7	20
Silver	ND		1.05	1.13		mg/L		108	80 - 120	8	20

Method: 7470A - Mercury (CVAA)

Lab Sample ID: LB2 280-222572/1-B — **Client Sample ID: Method Blank**
Matrix: Solid — **Prep Type: TCLP**
Analysis Batch: 223540 — **Prep Batch: 222687**

Analyte	LB2 Result	LB2 Qualifier	RL	MDL	Unit	D	Prepared	Analyzed	Dil Fac
Mercury	ND		0.0020	0.000030	mg/L		04/29/14 11:35	04/29/14 18:32	1

Lab Sample ID: LCS 280-222572/2-B — **Client Sample ID: Lab Control Sample**
Matrix: Solid — **Prep Type: TCLP**
Analysis Batch: 223540 — **Prep Batch: 222687**

Analyte	Spike Added	LCS Result	LCS Qualifier	Unit	D	%Rec	%Rec. Limits
Mercury	0.00500	0.00503		mg/L		101	90 - 116

Lab Sample ID: 280-54550-9 MS — **Client Sample ID: F-3(FLOOR)**
Matrix: Solid — **Prep Type: TCLP**
Analysis Batch: 223540 — **Prep Batch: 222687**

Analyte	Sample Result	Sample Qualifier	Spike Added	MS Result	MS Qualifier	Unit	D	%Rec	%Rec. Limits
Mercury	ND		0.00500	0.00524		mg/L		105	90 - 116

Lab Sample ID: 280-54550-9 MSD — **Client Sample ID: F-3(FLOOR)**
Matrix: Solid — **Prep Type: TCLP**
Analysis Batch: 223540 — **Prep Batch: 222687**

Analyte	Sample Result	Sample Qualifier	Spike Added	MSD Result	MSD Qualifier	Unit	D	%Rec	%Rec. Limits	RPD	RPD Limit
Mercury	ND		0.00500	0.00506		mg/L		101	90 - 116	3	10

Method: 7470A - Mercury (CVAA) (Continued)

Lab Sample ID: LB 280-222570/1-C — **Client Sample ID: Method Blank**
Matrix: Solid — **Prep Type: TCLP**
Analysis Batch: 223104 — **Prep Batch: 222810**

Analyte	LB Result	LB Qualifier	RL	MDL	Unit	D	Prepared	Analyzed	Dil Fac
Mercury	ND		0.0020	0.000030	mg/L		04/26/14 12:55	04/26/14 21:20	1

Lab Sample ID: LCS 280-222570/2-C — **Client Sample ID: Lab Control Sample**
Matrix: Solid — **Prep Type: TCLP**
Analysis Batch: 223104 — **Prep Batch: 222810**

Analyte	Spike Added	LCS Result	LCS Qualifier	Unit	D	%Rec	%Rec. Limits
Mercury	0.00500	0.00516		mg/L		103	90 - 116

Lab Sample ID: 280-54550-10 MS — **Client Sample ID: BW-1(BRICK WALL)**
Matrix: Solid — **Prep Type: TCLP**
Analysis Batch: 223104 — **Prep Batch: 222810**

Analyte	Sample Result	Sample Qualifier	Spike Added	MS Result	MS Qualifier	Unit	D	%Rec	%Rec. Limits
Mercury	ND		0.00500	0.00515		mg/L		103	90 - 116

Lab Sample ID: 280-54550-10 MSD — **Client Sample ID: BW-1(BRICK WALL)**
Matrix: Solid — **Prep Type: TCLP**
Analysis Batch: 223104 — **Prep Batch: 222810**

Analyte	Sample Result	Sample Qualifier	Spike Added	MSD Result	MSD Qualifier	Unit	D	%Rec	%Rec. Limits	RPD	RPD Limit
Mercury	ND		0.00500	0.00506		mg/L		101	90 - 116	2	10

Lab Sample ID: LB2 280-224740/1-E — **Client Sample ID: Method Blank**
Matrix: Solid — **Prep Type: TCLP**
Analysis Batch: 225320 — **Prep Batch: 225061**

Analyte	LB2 Result	LB2 Qualifier	RL	MDL	Unit	D	Prepared	Analyzed	Dil Fac
Mercury	ND		0.0020	0.000030	mg/L		05/09/14 13:00	05/09/14 19:50	1

Lab Sample ID: LCS 280-224740/2-F — **Client Sample ID: Lab Control Sample**
Matrix: Solid — **Prep Type: TCLP**
Analysis Batch: 225320 — **Prep Batch: 225061**

Analyte	Spike Added	LCS Result	LCS Qualifier	Unit	D	%Rec	%Rec. Limits
Mercury	0.00500	0.00516		mg/L		103	90 - 116

Lab Sample ID: 280-55090-B-1-S MS — **Client Sample ID: Matrix Spike**
Matrix: Solid — **Prep Type: TCLP**
Analysis Batch: 225320 — **Prep Batch: 225061**

Analyte	Sample Result	Sample Qualifier	Spike Added	MS Result	MS Qualifier	Unit	D	%Rec	%Rec. Limits
Mercury	ND		0.00500	0.00511		mg/L		102	90 - 116

Lab Sample ID: 280-55090-B-1-T MSD — **Client Sample ID: Matrix Spike Duplicate**
Matrix: Solid — **Prep Type: TCLP**
Analysis Batch: 225320 — **Prep Batch: 225061**

Analyte	Sample Result	Sample Qualifier	Spike Added	MSD Result	MSD Qualifier	Unit	D	%Rec	%Rec. Limits	RPD	RPD Limit
Mercury	ND		0.00500	0.00519		mg/L		104	90 - 116	2	10

Lab Chronicle

Client: Trihydro Corporation
Project/Site: Yttrium Concrete

TestAmerica Job ID: 280-54550-1

Client Sample ID: GRAVEL PILE GP-1

Lab Sample ID: 280-54550-1

Date Collected: 04/17/14 11:35

Matrix: Solid

Date Received: 04/18/14 11:15

Prep Type	Batch Type	Batch Method	Run	Dil Factor	Initial Amount	Final Amount	Batch Number	Prepared or Analyzed	Analyst	Lab
TCLP	Leach	1311			1.0 g	1.0 mL	222572	04/23/14 20:32	DFB1	TAL DEN
TCLP	Prep	3010A			10 mL	50 mL	222717	04/25/14 08:00	SEJ	TAL DEN
TCLP	Analysis	6010B		1	10 mL	50 mL	223028	04/26/14 01:46	SJS	TAL DEN
TCLP	Leach	1311			1.0 g	1.0 mL	222572	04/23/14 20:32	DFB1	TAL DEN
TCLP	Prep	3010A			10 mL	50 mL	222717	04/25/14 08:00	SEJ	TAL DEN
TCLP	Analysis	6010B		1	10 mL	50 mL	223350	04/28/14 20:48	SJS	TAL DEN
TCLP	Leach	1311			1.0 g	1.0 mL	222572	04/23/14 20:32	DFB1	TAL DEN
TCLP	Prep	7470A			30 mL	30 mL	222687	04/29/14 11:35	LLB	TAL DEN
TCLP	Analysis	7470A		1	30 mL	30 mL	223540	04/29/14 18:42	LLB	TAL DEN

Client Sample ID: TDP-1 (TAR DEBRIS PILE)

Lab Sample ID: 280-54550-2

Date Collected: 04/17/14 01:30

Matrix: Solid

Date Received: 04/18/14 11:15

Prep Type	Batch Type	Batch Method	Run	Dil Factor	Initial Amount	Final Amount	Batch Number	Prepared or Analyzed	Analyst	Lab
TCLP	Leach	1311			1.0 g	1.0 mL	222570	04/23/14 20:32	DFB1	TAL DEN
TCLP	Prep	3510C			200 mL	1 mL	222921	04/25/14 17:40	AH1	TAL DEN
TCLP	Analysis	8270C		1	200 mL	1 mL	223354	04/29/14 14:14	MGH	TAL DEN
TCLP	Leach	1311			1.0 g	1.0 mL	222570	04/23/14 20:32	DFB1	TAL DEN
TCLP	Prep	3010A			10 mL	50 mL	222723	04/25/14 08:00	SEJ	TAL DEN
TCLP	Analysis	6010B		1	10 mL	50 mL	223027	04/26/14 01:20	JKH	TAL DEN
TCLP	Leach	1311			1.0 g	1.0 mL	222570	04/23/14 20:32	DFB1	TAL DEN
TCLP	Prep	7470A			30 mL	30 mL	222810	04/26/14 12:55	LLB	TAL DEN
TCLP	Analysis	7470A		1	30 mL	30 mL	223104	04/26/14 21:25	LLB	TAL DEN

Client Sample ID: W-1(WALL)

Lab Sample ID: 280-54550-3

Date Collected: 04/17/14 08:30

Matrix: Solid

Date Received: 04/18/14 11:15

Prep Type	Batch Type	Batch Method	Run	Dil Factor	Initial Amount	Final Amount	Batch Number	Prepared or Analyzed	Analyst	Lab
TCLP	Leach	1311			1.0 g	1.0 mL	222572	04/23/14 20:32	DFB1	TAL DEN
TCLP	Prep	3010A			10 mL	50 mL	222717	04/25/14 08:00	SEJ	TAL DEN
TCLP	Analysis	6010B		1	10 mL	50 mL	223028	04/26/14 01:49	SJS	TAL DEN
TCLP	Leach	1311			1.0 g	1.0 mL	222572	04/23/14 20:32	DFB1	TAL DEN
TCLP	Prep	3010A			10 mL	50 mL	222717	04/25/14 08:00	SEJ	TAL DEN
TCLP	Analysis	6010B		1	10 mL	50 mL	223350	04/28/14 20:51	SJS	TAL DEN
TCLP	Leach	1311			1.0 g	1.0 mL	222572	04/23/14 20:32	DFB1	TAL DEN
TCLP	Prep	7470A			30 mL	30 mL	222687	04/29/14 11:35	LLB	TAL DEN
TCLP	Analysis	7470A		1	30 mL	30 mL	223540	04/29/14 18:44	LLB	TAL DEN

Client Sample ID: W-2(WALL)

Lab Sample ID: 280-54550-4

Date Collected: 04/17/14 08:40

Matrix: Solid

Date Received: 04/18/14 11:15

Prep Type	Batch Type	Batch Method	Run	Dil Factor	Initial Amount	Final Amount	Batch Number	Prepared or Analyzed	Analyst	Lab
TCLP	Leach	1311			1.0 g	1.0 mL	222572	04/23/14 20:32	DFB1	TAL DEN
TCLP	Prep	3010A			10 mL	50 mL	222717	04/25/14 08:00	SEJ	TAL DEN
TCLP	Analysis	6010B		1	10 mL	50 mL	223028	04/26/14 01:51	SJS	TAL DEN
TCLP	Leach	1311			1.0 g	1.0 mL	222572	04/23/14 20:32	DFB1	TAL DEN
TCLP	Prep	3010A			10 mL	50 mL	222717	04/25/14 08:00	SEJ	TAL DEN
TCLP	Analysis	6010B		1	10 mL	50 mL	223350	04/28/14 20:53	SJS	TAL DEN
TCLP	Leach	1311			1.0 g	1.0 mL	222572	04/23/14 20:32	DFB1	TAL DEN
TCLP	Prep	7470A			30 mL	30 mL	222687	04/29/14 11:35	LLB	TAL DEN
TCLP	Analysis	7470A		1	30 mL	30 mL	223540	04/29/14 18:46	LLB	TAL DEN

Client Sample ID: W-3(WALL)

Lab Sample ID: 280-54550-5

Date Collected: 04/17/14 09:00

Matrix: Solid

Date Received: 04/18/14 11:15

Prep Type	Batch Type	Batch Method	Run	Dil Factor	Initial Amount	Final Amount	Batch Number	Prepared or Analyzed	Analyst	Lab
TCLP	Leach	1311			1.0 g	1.0 mL	222572	04/23/14 20:32	DFB1	TAL DEN
TCLP	Prep	3010A			10 mL	50 mL	222717	04/25/14 08:00	SEJ	TAL DEN
TCLP	Analysis	6010B		1	10 mL	50 mL	223028	04/26/14 01:54	SJS	TAL DEN
TCLP	Leach	1311			1.0 g	1.0 mL	222572	04/23/14 20:32	DFB1	TAL DEN
TCLP	Prep	3010A			10 mL	50 mL	222717	04/25/14 08:00	SEJ	TAL DEN
TCLP	Analysis	6010B		1	10 mL	50 mL	223350	04/28/14 20:55	SJS	TAL DEN
TCLP	Leach	1311			1.0 g	1.0 mL	222572	04/23/14 20:32	DFB1	TAL DEN
TCLP	Prep	7470A			30 mL	30 mL	222687	04/29/14 11:35	LLB	TAL DEN
TCLP	Analysis	7470A		1	30 mL	30 mL	223540	04/29/14 18:49	LLB	TAL DEN

Client Sample ID: W-4(WALL)

Lab Sample ID: 280-54550-6

Date Collected: 04/17/14 09:10

Matrix: Solid

Date Received: 04/18/14 11:15

Prep Type	Batch Type	Batch Method	Run	Dil Factor	Initial Amount	Final Amount	Batch Number	Prepared or Analyzed	Analyst	Lab
TCLP	Leach	1311			1.0 g	1.0 mL	222572	04/23/14 20:32	DFB1	TAL DEN
TCLP	Prep	3010A			10 mL	50 mL	222717	04/25/14 08:00	SEJ	TAL DEN
TCLP	Analysis	6010B		1	10 mL	50 mL	223028	04/26/14 01:56	SJS	TAL DEN
TCLP	Leach	1311			1.0 g	1.0 mL	222572	04/23/14 20:32	DFB1	TAL DEN
TCLP	Prep	3010A			10 mL	50 mL	222717	04/25/14 08:00	SEJ	TAL DEN
TCLP	Analysis	6010B		1	10 mL	50 mL	223350	04/28/14 20:58	SJS	TAL DEN
TCLP	Leach	1311			1.0 g	1.0 mL	222572	04/23/14 20:32	DFB1	TAL DEN
TCLP	Prep	7470A			30 mL	30 mL	222687	04/29/14 11:35	LLB	TAL DEN
TCLP	Analysis	7470A		1	30 mL	30 mL	223540	04/29/14 18:51	LLB	TAL DEN

Client Sample ID: F-1(FLOOR)

Lab Sample ID: 280-54550-7

Date Collected: 04/17/14 09:30

Matrix: Solid

Date Received: 04/18/14 11:15

Prep Type	Batch Type	Batch Method	Run	Dil Factor	Initial Amount	Final Amount	Batch Number	Prepared or Analyzed	Analyst	Lab
TCLP	Leach	1311			1.0 g	1.0 mL	222572	04/23/14 20:32	DFB1	TAL DEN
TCLP	Prep	3010A			10 mL	50 mL	222717	04/25/14 08:00	SEJ	TAL DEN
TCLP	Analysis	6010B		1	10 mL	50 mL	223028	04/26/14 02:08	SJS	TAL DEN
TCLP	Leach	1311			1.0 g	1.0 mL	222572	04/23/14 20:32	DFB1	TAL DEN
TCLP	Prep	3010A			10 mL	50 mL	222717	04/25/14 08:00	SEJ	TAL DEN
TCLP	Analysis	6010B		1	10 mL	50 mL	223350	04/28/14 21:10	SJS	TAL DEN
TCLP	Leach	1311			1.0 g	1.0 mL	222572	04/23/14 20:32	DFB1	TAL DEN
TCLP	Prep	7470A			30 mL	30 mL	222687	04/29/14 11:35	LLB	TAL DEN
TCLP	Analysis	7470A		1	30 mL	30 mL	223540	04/29/14 18:53	LLB	TAL DEN

Client Sample ID: F-2(FLOOR)

Lab Sample ID: 280-54550-8

Date Collected: 04/17/14 10:00

Matrix: Solid

Date Received: 04/18/14 11:15

Prep Type	Batch Type	Batch Method	Run	Dil Factor	Initial Amount	Final Amount	Batch Number	Prepared or Analyzed	Analyst	Lab
TCLP	Leach	1311			1.0 g	1.0 mL	222572	04/23/14 20:32	DFB1	TAL DEN
TCLP	Prep	3510C			200 mL	1 mL	222745	04/24/14 22:07	AH1	TAL DEN
TCLP	Analysis	8270C		1	200 mL	1 mL	223348	04/30/14 17:30	DCK	TAL DEN
TCLP	Leach	1311			1.0 g	1.0 mL	222572	04/23/14 20:32	DFB1	TAL DEN
TCLP	Prep	3010A			10 mL	50 mL	222717	04/25/14 08:00	SEJ	TAL DEN
TCLP	Analysis	6010B		1	10 mL	50 mL	223028	04/26/14 02:10	SJS	TAL DEN
TCLP	Leach	1311			1.0 g	1.0 mL	222572	04/23/14 20:32	DFB1	TAL DEN
TCLP	Prep	3010A			10 mL	50 mL	222717	04/25/14 08:00	SEJ	TAL DEN
TCLP	Analysis	6010B		1	10 mL	50 mL	223350	04/28/14 21:12	SJS	TAL DEN
TCLP	Leach	1311			1.0 g	1.0 mL	222572	04/23/14 20:32	DFB1	TAL DEN
TCLP	Prep	7470A			30 mL	30 mL	222687	04/29/14 11:35	LLB	TAL DEN
TCLP	Analysis	7470A		1	30 mL	30 mL	223540	04/29/14 18:55	LLB	TAL DEN

Client Sample ID: F-3(FLOOR)

Lab Sample ID: 280-54550-9

Date Collected: 04/17/14 10:20

Matrix: Solid

Date Received: 04/18/14 11:15

Prep Type	Batch Type	Batch Method	Run	Dil Factor	Initial Amount	Final Amount	Batch Number	Prepared or Analyzed	Analyst	Lab
TCLP	Leach	1311			1.0 g	1.0 mL	222572	04/23/14 20:32	DFB1	TAL DEN
TCLP	Prep	3510C			200 mL	1 mL	222745	04/24/14 22:07	AH1	TAL DEN
TCLP	Analysis	8270C		1	200 mL	1 mL	223348	04/30/14 18:33	DCK	TAL DEN
TCLP	Leach	1311			1.0 g	1.0 mL	222572	04/23/14 20:32	DFB1	TAL DEN
TCLP	Prep	3010A			10 mL	50 mL	222717	04/25/14 08:00	SEJ	TAL DEN
TCLP	Analysis	6010B		1	10 mL	50 mL	223028	04/26/14 02:13	SJS	TAL DEN
TCLP	Leach	1311			1.0 g	1.0 mL	222572	04/23/14 20:32	DFB1	TAL DEN
TCLP	Prep	3010A			10 mL	50 mL	222717	04/25/14 08:00	SEJ	TAL DEN
TCLP	Analysis	6010B		1	10 mL	50 mL	223350	04/28/14 21:14	SJS	TAL DEN
TCLP	Leach	1311			1.0 g	1.0 mL	222572	04/23/14 20:32	DFB1	TAL DEN
TCLP	Prep	7470A			30 mL	30 mL	222687	04/29/14 11:35	LLB	TAL DEN
TCLP	Analysis	7470A		1	30 mL	30 mL	223540	04/29/14 18:58	LLB	TAL DEN

Lab Chronicle

Client: Trihydro Corporation
Project/Site: Yttrium Concrete

TestAmerica Job ID: 280-54550-1

Client Sample ID: BW-1(BRICK WALL)

Lab Sample ID: 280-54550-10

Date Collected: 04/17/14 10:45

Matrix: Solid

Date Received: 04/18/14 11:15

Prep Type	Batch Type	Batch Method	Run	Dil Factor	Initial Amount	Final Amount	Batch Number	Prepared or Analyzed	Analyst	Lab
TCLP	Leach	1311			1.0 g	1.0 mL	222570	04/23/14 20:32	DFB1	TAL DEN
TCLP	Prep	3510C			200 mL	1 mL	222921	04/25/14 17:40	AH1	TAL DEN
TCLP	Analysis	8270C		1	200 mL	1 mL	223354	04/29/14 14:40	MGH	TAL DEN
TCLP	Leach	1311			1.0 g	1.0 mL	222570	04/23/14 20:32	DFB1	TAL DEN
TCLP	Prep	3010A			10 mL	50 mL	222723	04/25/14 08:00	SEJ	TAL DEN
TCLP	Analysis	6010B		1	10 mL	50 mL	223027	04/26/14 01:22	JKH	TAL DEN
TCLP	Leach	1311			1.0 g	1.0 mL	222570	04/23/14 20:32	DFB1	TAL DEN
TCLP	Prep	7470A			30 mL	30 mL	222810	04/26/14 12:55	LLB	TAL DEN
TCLP	Analysis	7470A		1	30 mL	30 mL	223104	04/26/14 21:27	LLB	TAL DEN

Client Sample ID: SS-1 (STILL SUPPORT)

Lab Sample ID: 280-54550-11

Date Collected: 04/17/14 11:00

Matrix: Solid

Date Received: 04/18/14 11:15

Prep Type	Batch Type	Batch Method	Run	Dil Factor	Initial Amount	Final Amount	Batch Number	Prepared or Analyzed	Analyst	Lab
TCLP	Leach	1311			1.0 g	1.0 mL	224740	05/07/14 17:40	JJW	TAL DEN
TCLP	Prep	3510C			200 mL	1 mL	225016	05/08/14 23:06	AH1	TAL DEN
TCLP	Analysis	8270C		1	200 mL	1 mL	225369	05/12/14 19:41	DCK	TAL DEN
TCLP	Leach	1311			1.0 g	1.0 mL	224740	05/07/14 17:40	JJW	TAL DEN
TCLP	Prep	3010A			10 mL	50 mL	224955	05/09/14 07:00	SEJ	TAL DEN
TCLP	Analysis	6010B		1	10 mL	50 mL	225289	05/10/14 02:38	SJS	TAL DEN
TCLP	Leach	1311			1.0 g	1.0 mL	224740	05/07/14 17:40	JJW	TAL DEN
TCLP	Prep	7470A			30 mL	30 mL	225061	05/09/14 13:00	WAW	TAL DEN
TCLP	Analysis	7470A		1	30 mL	30 mL	225320	05/09/14 19:54	WAW	TAL DEN

Laboratory References:

TAL DEN = TestAmerica Denver, 4955 Yarrow Street, Arvada, CO 80002, TEL (303)736-0100

Login Sample Receipt Checklist

Client: Trihydro Corporation

Job Number: 280-54550-1

Login Number: 54550

List Source: TestAmerica Denver

List Number: 1

Creator: O'Tormey, Stephanie R

Question	Answer	Comment
Radioactivity wasn't checked or is </= background as measured by a survey meter.	N/A	
The cooler's custody seal, if present, is intact.	True	
Sample custody seals, if present, are intact.	True	
The cooler or samples do not appear to have been compromised or tampered with.	True	
Samples were received on ice.	True	
Cooler Temperature is acceptable.	True	
Cooler Temperature is recorded.	True	
COC is present.	True	
COC is filled out in ink and legible.	True	
COC is filled out with all pertinent information.	True	
Is the Field Sampler's name present on COC?	True	
There are no discrepancies between the containers received and the COC.	True	
Samples are received within Holding Time.	True	
Sample containers have legible labels.	True	
Containers are not broken or leaking.	True	
Sample collection date/times are provided.	True	
Appropriate sample containers are used.	True	
Sample bottles are completely filled.	True	
Sample Preservation Verified.	N/A	
There is sufficient vol. for all requested analyses, incl. any requested MS/MSDs	True	
Containers requiring zero headspace have no headspace or bubble is <6mm (1/4").	N/A	
Multiphasic samples are not present.	True	
Samples do not require splitting or compositing.	True	
Residual Chlorine Checked.	N/A	

Chain of Custody F

TAL-4124-260 (0508)

280-54550 Chain of Custody

Sampler ID LMR

Temperature on Receipt 2.4 IRM MJ 4/18/14

Drinking Water? Yes ☐ No ☒

TestAmerica

THE LEADER IN ENVIRONMENTAL TESTING

Client: Trihydro Corp.	Project Manager: Kurt Tuggle	Date: 4/17/2014	Chain of Custody Number: 190521
Address: 1252 Commerce Dr.	Telephone Number (Area Code)/Fax Number: 307.745.7474	Lab Number:	Page 1 of 1
City: Laramie; State: WY; Zip Code: 82070	Site Contact: Louis Racchini; Lab Contact:		
Project Name and Location (State): Yttrium Plant, Laramie, WY	Carrier/Waybill Number:		
Contract/Purchase Order/Quote No.: Bottle Order 13381			

Analysis (Attach list if more space is needed)

Sample I.D. No. and Description (Containers for each sample may be combined on one line)	Date	Time	Matrix: Air	Aqueous	Sed.	Soil	Containers & Preservatives: Unpres.	H2SO4	HNO3	HCl	NaOH	ZnAc/NaOH	RCRA Metals TCLP	SVOCs TCLP	Jaw crusher	Ball Mill Grinder	Special Instructions/ Conditions of Receipt
Gravel Pile GP-1	4/17/14	11:35				X	2						X		X		
TDP-1 (Tar Debris pile)	↓	1:30				X	2						X	X			
W-1 (wall)	↓	8:30											X		X	X	
W-2 (wall)	↓	8:40											X		X	X	
W-3 (wall)	↓	9:00											X		X	X	
W-4 (wall)	↓	9:10											X		X	X	
F-1 (Floor)	↓	9:30											X		X		
F-2 (Floor)	↓	10:00											X	X	X		
F-3 (Floor)	↓	10:20											X	X	X		
BW-1 (Brick Wall)	↓	10:45											X	X	X		oven Brick
SS-1 (still Support) *	↓	11:00											X	X			* Hold for potential Analysis

Possible Hazard Identification: ☒ Non-Hazard ☐ Flammable ☐ Skin Irritant ☐ Poison B ☐ Unknown

Sample Disposal: ☐ Return To Client ☒ Disposal By Lab ☐ Archive For ____ Months (A fee may be assessed if samples are retained longer than 1 month)

Turn Around Time Required: ☐ 24 Hours ☐ 48 Hours ☐ 7 Days ☒ 14 Days ☐ 21 Days ☐ Other ____

QC Requirements (Specify):

	Date	Time		Date	Time
1. Relinquished By: Louis Racchini	4/17/14	5:00 p.m.	1. Received By: UPS FedEx	4/17/14	5:00 p.m.
2. Relinquished By:			2. Received By: [signature]	4/18/14	11:15
3. Relinquished By:			3. Received By:		

Comments:

DISTRIBUTION: WHITE - Returned to Client with Report; CANARY - Stays with the Sample; PINK - Field Copy

ATTACHMENT C

HAZARDOUS WASTE EVALUATIONS

LARAMIE FORMER YTTRIUM PLANT
SAMPLING EVENT: Solid Hazardous Waste Evaluation
DATA SET: BW-1 (BRICK WALL) Lab Sample ID- 280-54550-10
DATE SAMPLED: April 17, 2014
DATE EVALUTION COMPLETED: May 28, 2014

Hazardous Waste Evaluation Form

Constituent	Regulatory Level	Sample Results	
	Compare TCLP or water results to this column (mg/L)	Solid TCLP Results or Water Results (mg/L) (use MDL if result is ND)	Method Detection Limit (MDL) (mg/L)
Metals			
Arsenic	5.00	0.025	0.022
Barium	100.00	0.6	0.002
Cadmium	1.00	ND	0.002
Chromium	5.00	0.023	0.003
Lead	5.00	ND	0.013
Mercury	0.20	ND	0.00003
Selenium	1.00	0.04	0.024
Silver	5.00	ND	0.004
Semi-Volatile Organics (Base/Neutral/Acid)			
1,4-Dichlorobenzene	7.50	ND	0.0016
2,4-Dinitrotoluene	0.13	ND	0.0083
m-Cresol (2 methylphenol)	200.00	ND	0.0049
o-Cresol (3 methylphenol)	200.00	ND	0.0013
p-Cresol (4 methylphenol)	200.00	ND	0.0013
Hexachlorobenzene	0.13	N/A	
Hexachlorobutadiene	0.50	ND	0.017
Hexachloroethane	3.00	ND	0.011
Methyl ethyl ketone (2-butanone)	200.00	N/A	
Nitrobenzene	2.00	ND	0.0041
Pentachlorophenol	100.00	N/A	
Pyridine	5.00	ND	0.0057
2,4,5-Trichlorophenol	400.00	N/A	
2,4,6-Trichlorophenol	2.00	N/A	

Does not exceed regulatory value	: Non-Hazardous
Exceeds 20x regulatory value	: Analyze for TCLP to verify if Hazardous
Exceeds regulatory value	: Hazardous, but check for exceptions in CFR 40 Part 261 for your specific waste stream
If MDL > than regulatory level	: MDL is greater than regulatory level. Consider whether re-analysis with a lower MDL is possible.

N/A= Not Analyzed
ND = Analyte Not Detected in the Sample

LARAMIE FORMER YTTRIUM PLANT
SAMPLING EVENT: Solid Hazardous Waste Evaluation
DATA SET: F-1 (FLOOR) Lab Sample ID- 280-54550-7
DATE SAMPLED: April 17, 2014
DATE EVALUTION COMPLETED: May 28, 2014

Hazardous Waste Evaluation Form

Constituent	Regulatory Level	Sample Results	
	Compare TCLP or water results to this column (mg/L)	Solid TCLP Results or Water Results (mg/L) (use MDL if result is ND)	Method Detection Limit (MDL) (mg/L)
Metals			
Arsenic	5.00	ND	0.022
Barium	100.00	0.47	0.002
Cadmium	1.00	ND	0.002
Chromium	5.00	0.043	0.003
Lead	5.00	ND	0.013
Mercury	0.20	ND	0.00003
Selenium	1.00	0.041	0.024
Silver	5.00	ND	0.004

Does not exceed regulatory value	: Non-Hazardous
Exceeds 20x regulatory value	: Analyze for TCLP to verify if Hazardous
Exceeds regulatory value	: Hazardous, but check for exceptions in CFR 40 Part 261 for your specific waste stream
If MDL > than regulatory level	: MDL is greater than regulatory level. Consider whether re-analysis with a lower MDL is possible.

N/A= Not Analyzed
ND = Analyte Not Detected in the Sample

LARAMIE FORMER YTTRIUM PLANT
SAMPLING EVENT: Solid Hazardous Waste Evaluation
DATA SET: F-2 (FLOOR) Lab Sample ID- 280-54550-8
DATE SAMPLED: April 17, 2014
DATE EVALUTION COMPLETED: May 28, 2014

Hazardous Waste Evaluation Form

Constituent	Regulatory Level	Sample Results	
	Compare TCLP or water results to this column (mg/L)	Solid TCLP Results or Water Results (mg/L) (use MDL if result is ND)	Method Detection Limit (MDL) (mg/L)
Metals			
Arsenic	5.00	ND	0.022
Barium	100.00	0.45	0.002
Cadmium	1.00	ND	0.002
Chromium	5.00	ND	0.003
Lead	5.00	ND	0.013
Mercury	0.20	ND	0.00003
Selenium	1.00	0.024	0.024
Silver	5.00	ND	0.004
Semi-Volatile Organics (Base/Neutral/Acid)			
1,4-Dichlorobenzene	7.50	ND	0.0016
2,4-Dinitrotoluene	0.13	ND	0.0083
m-Cresol (2 methylphenol)	200.00	ND	0.0049
o-Cresol (3 methylphenol)	200.00	ND	0.0013
p-Cresol (4 methylphenol)	200.00	0.0012	0.0013
Hexachlorobenzene	0.13	N/A	
Hexachlorobutadiene	0.50	ND	0.017
Hexachloroethane	3.00	ND	0.011
Methyl ethyl ketone (2-butanone)	200.00	N/A	
Nitrobenzene	2.00	ND	0.0041
Pentachlorophenol	100.00	N/A	
Pyridine	5.00	ND	0.0057
2,4,5-Trichlorophenol	400.00	N/A	
2,4,6-Trichlorophenol	2.00	N/A	

Does not exceed regulatory value	: Non-Hazardous
Exceeds 20x regulatory value	: Analyze for TCLP to verify if Hazardous
Exceeds regulatory value	: Hazardous, but check for exceptions in CFR 40 Part 261 for your specific waste stream
If MDL > than regulatory level	: MDL is greater than regulatory level. Consider whether re-analysis with a lower MDL is possible.

N/A= Not Analyzed
ND = Analyte Not Detected in the Sample

LARAMIE FORMER YTTRIUM PLANT
SAMPLING EVENT: Solid Hazardous Waste Evaluation
DATA SET: F-3 (FLOOR) Lab Sample ID- 280-54550-9
DATE SAMPLED: April 17, 2014
DATE EVALUTION COMPLETED: May 28, 2014

Hazardous Waste Evaluation Form

Constituent	Regulatory Level	Sample Results	
	Compare TCLP or water results to this column (mg/L)	Solid TCLP Results or Water Results (mg/L) (use MDL if result is ND)	Method Detection Limit (MDL) (mg/L)
Metals			
Arsenic	5.00	ND	0.022
Barium	100.00	0.83	0.002
Cadmium	1.00	ND	0.002
Chromium	5.00	0.0039	0.003
Lead	5.00	ND	0.013
Mercury	0.20	ND	0.00003
Selenium	1.00	0.058	0.024
Silver	5.00	ND	0.004
Semi-Volatile Organics (Base/Neutral/Acid)			
1,4-Dichlorobenzene	7.50	ND	0.0016
2,4-Dinitrotoluene	0.13	ND	0.0083
m-Cresol (2 methylphenol)	200.00	ND	0.0049
o-Cresol (3 methylphenol)	200.00	ND	0.0013
p-Cresol (4 methylphenol)	200.00	ND	0.0013
Hexachlorobenzene	0.13	N/A	
Hexachlorobutadiene	0.50	ND	0.017
Hexachloroethane	3.00	ND	0.011
Methyl ethyl ketone (2-butanone)	200.00	N/A	
Nitrobenzene	2.00	ND	0.0041
Pentachlorophenol	100.00	N/A	
Pyridine	5.00	ND	0.0057
2,4,5-Trichlorophenol	400.00	N/A	
2,4,6-Trichlorophenol	2.00	N/A	

Does not exceed regulatory value	: Non-Hazardous
Exceeds 20x regulatory value	: Analyze for TCLP to verify if Hazardous
Exceeds regulatory value	: Hazardous, but check for exceptions in CFR 40 Part 261 for your specific waste stream
If MDL > than regulatory level	: MDL is greater than regulatory level. Consider whether re-analysis with a lower MDL is possible.

N/A= Not Analyzed
ND = Analyte Not Detected in the Sample

LARAMIE FORMER YTTRIUM PLANT
SAMPLING EVENT: Solid Hazardous Waste Evaluation
DATA SET: Gravel Pile GP-1 Lab Sample ID- 280-54550-1
DATE SAMPLED: April 17, 2014
DATE EVALUTION COMPLETED: May 28, 2014

Hazardous Waste Evaluation Form

Constituent	Regulatory Level	Sample Results	
	Compare TCLP or water results to this column (mg/L)	Solid TCLP Results or Water Results (mg/L) (use MDL if result is ND)	Method Detection Limit (MDL) (mg/L)
Metals			
Arsenic	5.00	ND	0.022
Barium	100.00	0.65	0.002
Cadmium	1.00	ND	0.002
Chromium	5.00	0.19	0.003
Lead	5.00	ND	0.013
Mercury	0.20	ND	0.00003
Selenium	1.00	0.046	0.024
Silver	5.00	ND	0.004

Does not exceed regulatory value	: Non-Hazardous
Exceeds 20x regulatory value	: Analyze for TCLP to verify if Hazardous
Exceeds regulatory value	: Hazardous, but check for exceptions in CFR 40 Part 261 for your specific waste stream
If MDL > than regulatory level	: MDL is greater than regulatory level. Consider whether re-analysis with a lower MDL is possible.

N/A= Not Analyzed
ND = Analyte Not Detected in the Sample

LARAMIE FORMER YTTRIUM PLANT
SAMPLING EVENT: Solid Hazardous Waste Evaluation
DATA SET: SS-1 (STILL SUPPORT) Lab Sample ID- 280-54550-11
DATE SAMPLED: April 17, 2014
DATE EVALUTION COMPLETED: May 28, 2014

Hazardous Waste Evaluation Form

Constituent	Regulatory Level	Sample Results	
	Compare TCLP or water results to this column (mg/L)	Solid TCLP Results or Water Results (mg/L) (use MDL if result is ND)	Method Detection Limit (MDL) (mg/L)
Metals			
Arsenic	5.00	0.032	0.022
Barium	100.00	0.82	0.002
Cadmium	1.00	ND	0.002
Chromium	5.00	0.052	0.003
Lead	5.00	ND	0.013
Mercury	0.20	ND	0.00003
Selenium	1.00	0.061	0.024
Silver	5.00	ND	0.004
Semi-Volatile Organics (Base/Neutral/Acid)			
1,4-Dichlorobenzene	7.50	ND	0.0016
2,4-Dinitrotoluene	0.13	ND	0.0083
m-Cresol (2 methylphenol)	200.00	ND	0.0049
o-Cresol (3 methylphenol)	200.00	ND	0.0013
p-Cresol (4 methylphenol)	200.00	ND	0.0013
Hexachlorobenzene	0.13	N/A	
Hexachlorobutadiene	0.50	ND	0.017
Hexachloroethane	3.00	ND	0.011
Methyl ethyl ketone (2-butanone)	200.00	N/A	
Nitrobenzene	2.00	ND	0.0041
Pentachlorophenol	100.00	N/A	
Pyridine	5.00	ND	0.0057
2,4,5-Trichlorophenol	400.00	N/A	
2,4,6-Trichlorophenol	2.00	N/A	

Does not exceed regulatory value	: Non-Hazardous
Exceeds 20x regulatory value	: Analyze for TCLP to verify if Hazardous
Exceeds regulatory value	: Hazardous, but check for exceptions in CFR 40 Part 261 for your specific waste stream
If MDL > than regulatory level	: MDL is greater than regulatory level. Consider whether re-analysis with a lower MDL is possible.

N/A= Not Analyzed
ND = Analyte Not Detected in the Sample

LARAMIE FORMER YTTRIUM PLANT
SAMPLING EVENT: Solid Hazardous Waste Evaluation
DATA SET: TDP-1 (TAR DEBRIS PILE) Lab Sample ID- 280-54550-2
DATE SAMPLED: April 17, 2014
DATE EVALUTION COMPLETED: May 28, 2014

Hazardous Waste Evaluation Form

Constituent	Regulatory Level	Sample Results	
	Compare TCLP or water results to this column (mg/L)	Solid TCLP Results or Water Results (mg/L) (use MDL if result is ND)	Method Detection Limit (MDL) (mg/L)
Metals			
Arsenic	5.00	0.03	0.022
Barium	100.00	0.051	0.002
Cadmium	1.00	ND	0.002
Chromium	5.00	ND	0.003
Lead	5.00	ND	0.013
Mercury	0.20	ND	0.00003
Selenium	1.00	0.052	0.024
Silver	5.00	ND	0.004
Semi-Volatile Organics (Base/Neutral/Acid)			
1,4-Dichlorobenzene	7.50	ND	0.0016
2,4-Dinitrotoluene	0.13	ND	0.0083
m-Cresol (2 methylphenol)	200.00	ND	0.0049
o-Cresol (3 methylphenol)	200.00	ND	0.0013
p-Cresol (4 methylphenol)	200.00	ND	0.0013
Hexachlorobenzene	0.13	N/A	
Hexachlorobutadiene	0.50	ND	0.017
Hexachloroethane	3.00	ND	0.011
Methyl ethyl ketone (2-butanone)	200.00	N/A	
Nitrobenzene	2.00	ND	0.0041
Pentachlorophenol	100.00	N/A	
Pyridine	5.00	ND	0.0057
2,4,5-Trichlorophenol	400.00	N/A	
2,4,6-Trichlorophenol	2.00	N/A	

Does not exceed regulatory value	: Non-Hazardous
Exceeds 20x regulatory value	: Analyze for TCLP to verify if Hazardous
Exceeds regulatory value	: Hazardous, but check for exceptions in CFR 40 Part 261 for your specific waste stream
If MDL > than regulatory level	: MDL is greater than regulatory level. Consider whether re-analysis with a lower MDL is possible.

N/A= Not Analyzed
ND = Analyte Not Detected in the Sample

LARAMIE FORMER YTTRIUM PLANT
SAMPLING EVENT: Solid Hazardous Waste Evaluation
DATA SET: W-1 (WALL) Lab Sample ID- 280-54550-3
DATE SAMPLED: April 17, 2014
DATE EVALUTION COMPLETED: May 28, 2014

Hazardous Waste Evaluation Form

Constituent	Regulatory Level	Sample Results	
	Compare TCLP or water results to this column (mg/L)	Solid TCLP Results or Water Results (mg/L) (use MDL if result is ND)	Method Detection Limit (MDL) (mg/L)
Metals			
Arsenic	5.00	ND	0.022
Barium	100.00	0.91	0.002
Cadmium	1.00	ND	0.002
Chromium	5.00	0.066	0.003
Lead	5.00	ND	0.013
Mercury	0.20	0.000032	0.00003
Selenium	1.00	0.031	0.024
Silver	5.00	ND	0.004

Does not exceed regulatory value	: Non-Hazardous
Exceeds 20x regulatory value	: Analyze for TCLP to verify if Hazardous
Exceeds regulatory value	: Hazardous, but check for exceptions in CFR 40 Part 261 for your specific waste stream
If MDL > than regulatory level	: MDL is greater than regulatory level. Consider whether re-analysis with a lower MDL is possible.

N/A= Not Analyzed
ND = Analyte Not Detected in the Sample

LARAMIE FORMER YTTRIUM PLANT
SAMPLING EVENT: Solid Hazardous Waste Evaluation
DATA SET: W-2 (WALL) Lab Sample ID- 280-54550-4
DATE SAMPLED: April 17, 2014
DATE EVALUTION COMPLETED: May 28, 2014

Hazardous Waste Evaluation Form

Constituent	Regulatory Level	Sample Results	
	Compare TCLP or water results to this column (mg/L)	Solid TCLP Results or Water Results (mg/L) (use MDL if result is ND)	Method Detection Limit (MDL) (mg/L)
Metals			
Arsenic	5.00	ND	0.022
Barium	100.00	0.86	0.002
Cadmium	1.00	ND	0.002
Chromium	5.00	0.075	0.003
Lead	5.00	ND	0.013
Mercury	0.20	ND	0.00003
Selenium	1.00	0.039	0.024
Silver	5.00	ND	0.004

Does not exceed regulatory value	: Non-Hazardous
Exceeds 20x regulatory value	: Analyze for TCLP to verify if Hazardous
Exceeds regulatory value	: Hazardous, but check for exceptions in CFR 40 Part 261 for your specific waste stream
If MDL > than regulatory level	: MDL is greater than regulatory level. Consider whether re-analysis with a lower MDL is possible.

N/A= Not Analyzed
ND = Analyte Not Detected in the Sample

LARAMIE FORMER YTTRIUM PLANT
SAMPLING EVENT: Solid Hazardous Waste Evaluation
DATA SET: W-3 (WALL) Lab Sample ID- 280-54550-5
DATE SAMPLED: April 17, 2014
DATE EVALUTION COMPLETED: May 28, 2014

Hazardous Waste Evaluation Form

Constituent	Regulatory Level	Sample Results	
	Compare TCLP or water results to this column (mg/L)	Solid TCLP Results or Water Results (mg/L) (use MDL if result is ND)	Method Detection Limit (MDL) (mg/L)
Metals			
Arsenic	5.00	0.022	0.0022
Barium	100.00	0.77	0.002
Cadmium	1.00	ND	0.002
Chromium	5.00	0.062	0.003
Lead	5.00	0.014	0.013
Mercury	0.20	ND	0.00003
Selenium	1.00	0.043	0.024
Silver	5.00	ND	0.004

Does not exceed regulatory value	: Non-Hazardous
Exceeds 20x regulatory value	: Analyze for TCLP to verify if Hazardous
Exceeds regulatory value	: Hazardous, but check for exceptions in CFR 40 Part 261 for your specific waste stream
If MDL > than regulatory level	: MDL is greater than regulatory level. Consider whether re-analysis with a lower MDL is possible.
	N/A= Not Analyzed
	ND = Analyte Not Detected in the Sample

LARAMIE FORMER YTTRIUM PLANT
SAMPLING EVENT: Solid Hazardous Waste Evaluation
DATA SET: W-4 (WALL) Lab Sample ID- 280-54550-6
DATE SAMPLED: April 17, 2014
DATE EVALUTION COMPLETED: May 28, 2014

Hazardous Waste Evaluation Form

Constituent	Regulatory Level	Sample Results	
	Compare TCLP or water results to this column (mg/L)	Solid TCLP Results or Water Results (mg/L) (use MDL if result is ND)	Method Detection Limit (MDL) (mg/L)
Metals			
Arsenic	5.00	ND	0.022
Barium	100.00	1.1	0.002
Cadmium	1.00	ND	0.002
Chromium	5.00	0.094	0.003
Lead	5.00	ND	0.013
Mercury	0.20	ND	0.00003
Selenium	1.00	0.059	0.024
Silver	5.00	ND	0.004

Does not exceed regulatory value	: Non-Hazardous
Exceeds 20x regulatory value	: Analyze for TCLP to verify if Hazardous
Exceeds regulatory value	: Hazardous, but check for exceptions in CFR 40 Part 261 for your specific waste stream
If MDL > than regulatory level	: MDL is greater than regulatory level. Consider whether re-analysis with a lower MDL is possible.

N/A= Not Analyzed
ND = Analyte Not Detected in the Sample

TestAmerica

THE LEADER IN ENVIRONMENTAL TESTING

ANALYTICAL REPORT

TestAmerica Laboratories, Inc.
TestAmerica Denver
4955 Yarrow Street
Arvada, CO 80002
Tel: (303)736-0100

TestAmerica Job ID: 280-59981-1
Client Project/Site: Yttrium Concrete - Supplemental Sampling
Revision: 1

For:
Trihydro Corporation
1252 Commerce Drive
Laramie, Wyoming 82070

Attn: Ms. Christina M Hiegel

Authorized for release by:
9/26/2014 5:25:42 PM

Donna Rydberg, Senior Project Manager
(303)736-0192
donna.rydberg@testamericainc.com

LINKS

Review your project results through TotalAccess

Have a Question? Ask The Expert

Visit us at: www.testamericainc.com

The test results in this report meet all 2003 NELAC and 2009 TNI requirements for accredited parameters, exceptions are noted in this report. This report may not be reproduced except in full, and with written approval from the laboratory. For questions please contact the Project Manager at the e-mail address or telephone number listed on this page.

This report has been electronically signed and authorized by the signatory. Electronic signature is intended to be the legally binding equivalent of a traditionally handwritten signature.

Results relate only to the items tested and the sample(s) as received by the laboratory.

Table of Contents

Cover Page 1
Table of Contents 2
Case Narrative 3
Definitions 5
Detection Summary 6
Method Summary 8
Sample Summary 9
Client Sample Results 10
QC Sample Results 15
QC Association 24
Chronicle 26
Receipt Checklists 27
Chain of Custody 28

Job ID: 280-59981-1

Laboratory: TestAmerica Denver

Narrative

CASE NARRATIVE

Client: Trihydro Corporation

Project: Yttrium Concrete - Supplemental Sampling

Report Number: 280-59981-1

With the exceptions noted as flags or footnotes, standard analytical protocols were followed in the analysis of the samples and no problems were encountered or anomalies observed. In addition all laboratory quality control samples were within established control limits, with any exceptions noted below. Each sample was analyzed to achieve the lowest possible reporting limit within the constraints of the method. In some cases, due to interference or analytes present at high concentrations, samples were diluted. For diluted samples, the reporting limits are adjusted relative to the dilution required.

Calculations are performed before rounding to avoid round-off errors in calculated results.

All holding times were met and proper preservation noted for the methods performed on these samples, unless otherwise detailed in the individual sections below.

RECEIPT

The samples were received on 9/13/2014 9:25 AM; the samples arrived in good condition, properly preserved and, where required, on ice. The temperature of the cooler at receipt was 0.8ºC.

SEMIVOLATILE ORGANIC COMPOUNDS (GC-MS)

Samples RUBBLE PILE (280-59981-1) and STILL SUPPORT (280-59981-2) were analyzed for semivolatile organic compounds (GC-MS) in accordance with EPA SW-846 Method 8270C.

Samples RUBBLE PILE (280-59981-1)[4X] and STILL SUPPORT (280-59981-2)[20X] required dilutions prior to analysis due to the viscosity of the samples. The reporting limits have been adjusted accordingly.

The surrogate recovery for 2-Fluorophenol failed the surrogate recovery criteria low in sample STILL SUPPORT (280-59981-2) due to matrix issues and the dilution performed.

The MS spike recovery and RPD values for Hexachlorocyclopentadiene were outside control limits in the MS and MSD associated with batch 280-243388. This MS/MSD batch was performed on sample RUBBLE PILE (280-59981-1). The associated LCS was in control and provides evidence that operating procedures were in control.

No additional analytical or quality issues were noted, other than those described above or in the Definitions/Glossary page.

TOTAL METALS

Samples RUBBLE PILE (280-59981-1) and STILL SUPPORT (280-59981-2) were analyzed for total metals in accordance with EPA SW-846 Method 6010B.

Sample STILL SUPPORT (280-59981-2) required a 10X dilution prior to analysis. The reporting limits have been adjusted accordingly.

The continuing calibration verification (CCV) and continuing calibration blank (CCB) associated with batch 280-243797 for method 6010B recovered above the upper control limit for Sodium. The samples associated with this CCV and this CCB were below the reporting limit for the affected analytes; therefore, the data have been reported. The following samples are impacted: STILL SUPPORT (280-59981-2).

Calcium, Barium and Magnesium were detected in method blank MB 280-243445/1-A at levels that were above the method detection limit but below the reporting limit. The values should be considered estimates, and have been flagged. If the associated sample reported a

Job ID: 280-59981-1 (Continued)

Laboratory: TestAmerica Denver (Continued)

result above the MDL and/or RL, the result has been flagged.

Several spike recoveries and RPD values were outside control limits in the MS and MSD associated with batch 280-243445. This MS/MSD batch was performed on sample RUBBLE PILE (280-59981-1). The associated LCS was in control and provides evidence that operating procedures were in control.

No additional analytical or quality issues were noted, other than those described above or in the Definitions/Glossary page.

TOTAL MERCURY

Samples RUBBLE PILE (280-59981-1) and STILL SUPPORT (280-59981-2) were analyzed for total mercury in accordance with EPA SW-846 Method 7471A.

Sample RUBBLE PILE (280-59981-1) required a 10X dilution prior to analysis. The reporting limits have been adjusted accordingly.

The MSD spike recovery and RPD value for Mercury failed the recovery criteria in batch 280-243585. This MS/MSD batch was performed on sample RUBBLE PILE (280-59981-1). The associated LCS was in control and provides evidence that operating procedures were in control.

No additional analytical or quality issues were noted, other than those described above or in the Definitions/Glossary page.

PERCENT SOLIDS

Samples RUBBLE PILE (280-59981-1) and STILL SUPPORT (280-59981-2) were analyzed for percent solids in accordance with ASTM D2216-90.

No analytical or quality issues were noted, other than those described above or in the Definitions/Glossary page.

REVISION 1 - 9/26/14

The attached revised report contains the additional PAH compounds that were missing from Method 8270 in the original report and the Boron that was missing from the metals list. No other changes were made.

Qualifiers

GC/MS Semi VOA

Qualifier	Qualifier Description
D	Sample results are obtained from a dilution; the surrogate or matrix spike recoveries reported are calculated from diluted samples.
J	Result is less than the RL but greater than or equal to the MDL and the concentration is an approximate value.
F1	MS and/or MSD Recovery exceeds the control limits
F2	MS/MSD RPD exceeds control limits
X	Surrogate is outside control limits

Metals

Qualifier	Qualifier Description
B	Compound was found in the blank and sample.
J	Result is less than the RL but greater than or equal to the MDL and the concentration is an approximate value.
4	MS, MSD: The analyte present in the original sample is greater than 4 times the matrix spike concentration; therefore, control limits are not applicable.
F1	MS and/or MSD Recovery exceeds the control limits
F2	MS/MSD RPD exceeds control limits
^	ICV,CCV,ICB,CCB, ISA, ISB, CRI, CRA, DLCK or MRL standard: Instrument related QC exceeds the control limits.

Glossary

Abbreviation	These commonly used abbreviations may or may not be present in this report.
¤	Listed under the "D" column to designate that the result is reported on a dry weight basis
%R	Percent Recovery
CFL	Contains Free Liquid
CNF	Contains no Free Liquid
DER	Duplicate error ratio (normalized absolute difference)
Dil Fac	Dilution Factor
DL, RA, RE, IN	Indicates a Dilution, Re-analysis, Re-extraction, or additional Initial metals/anion analysis of the sample
DLC	Decision level concentration
MDA	Minimum detectable activity
EDL	Estimated Detection Limit
MDC	Minimum detectable concentration
MDL	Method Detection Limit
ML	Minimum Level (Dioxin)
NC	Not Calculated
ND	Not detected at the reporting limit (or MDL or EDL if shown)
PQL	Practical Quantitation Limit
QC	Quality Control
RER	Relative error ratio
RL	Reporting Limit or Requested Limit (Radiochemistry)
RPD	Relative Percent Difference, a measure of the relative difference between two points
TEF	Toxicity Equivalent Factor (Dioxin)
TEQ	Toxicity Equivalent Quotient (Dioxin)

Detection Summary

Client: Trihydro Corporation
Project/Site: Yttrium Concrete - Supplemental Sampling

TestAmerica Job ID: 280-59981-1

Client Sample ID: RUBBLE PILE — Lab Sample ID: 280-59981-1

Analyte	Result	Qualifier	RL	MDL	Unit	Dil Fac	D	Method	Prep Type
Benzo[a]pyrene	88	J	1400	83	ug/Kg	4	☼	8270C	Total/NA
Benzo[g,h,i]perylene	160	J	1400	67	ug/Kg	4	☼	8270C	Total/NA
Chrysene	110	J	1400	110	ug/Kg	4	☼	8270C	Total/NA
Phenanthrene	150	J	1400	71	ug/Kg	4	☼	8270C	Total/NA
Pyrene	180	J	1400	50	ug/Kg	4	☼	8270C	Total/NA
Aluminum	5800		9.9	1.5	mg/Kg	1	☼	6010B	Total/NA
Arsenic	3.9		2.0	0.65	mg/Kg	1	☼	6010B	Total/NA
Barium	85	B	0.99	0.075	mg/Kg	1	☼	6010B	Total/NA
Beryllium	0.24	J	0.49	0.033	mg/Kg	1	☼	6010B	Total/NA
Boron	7.3	J	9.9	0.97	mg/Kg	1	☼	6010B	Total/NA
Cadmium	0.18	J	0.49	0.041	mg/Kg	1	☼	6010B	Total/NA
Calcium	17000	B	49	14	mg/Kg	1	☼	6010B	Total/NA
Chromium	9.2		1.5	0.057	mg/Kg	1	☼	6010B	Total/NA
Cobalt	3.5		0.99	0.099	mg/Kg	1	☼	6010B	Total/NA
Copper	9.7		2.0	0.21	mg/Kg	1	☼	6010B	Total/NA
Iron	10000		15	3.8	mg/Kg	1	☼	6010B	Total/NA
Lead	26		0.79	0.27	mg/Kg	1	☼	6010B	Total/NA
Magnesium	3700	B	20	3.7	mg/Kg	1	☼	6010B	Total/NA
Manganese	250		0.99	0.099	mg/Kg	1	☼	6010B	Total/NA
Nickel	9.0		4.0	0.12	mg/Kg	1	☼	6010B	Total/NA
Potassium	1400		300	41	mg/Kg	1	☼	6010B	Total/NA
Sodium	1500		490	58	mg/Kg	1	☼	6010B	Total/NA
Vanadium	20		2.0	0.093	mg/Kg	1	☼	6010B	Total/NA
Zinc	36		3.0	0.39	mg/Kg	1	☼	6010B	Total/NA
Mercury	1.6		0.16	0.053	mg/Kg	10	☼	7471A	Total/NA

Client Sample ID: STILL SUPPORT — Lab Sample ID: 280-59981-2

Analyte	Result	Qualifier	RL	MDL	Unit	Dil Fac	D	Method	Prep Type
Benzo[a]anthracene	1600	J	7000	420	ug/Kg	20	☼	8270C	Total/NA
Benzo[a]pyrene	1900	J	7000	420	ug/Kg	20	☼	8270C	Total/NA
Benzo[b]fluoranthene	1100	J	7000	550	ug/Kg	20	☼	8270C	Total/NA
Benzo[g,h,i]perylene	3900	J	7000	340	ug/Kg	20	☼	8270C	Total/NA
Chrysene	4000	J	7000	570	ug/Kg	20	☼	8270C	Total/NA
Indeno[1,2,3-cd]pyrene	2000	J	7000	470	ug/Kg	20	☼	8270C	Total/NA
Phenanthrene	1800	J	7000	360	ug/Kg	20	☼	8270C	Total/NA
Pyrene	4600	J	7000	260	ug/Kg	20	☼	8270C	Total/NA
Aluminum	1400		110	16	mg/Kg	10	☼	6010B	Total/NA
Arsenic	1.8	J	2.1	0.70	mg/Kg	1	☼	6010B	Total/NA
Barium	17	B	1.1	0.080	mg/Kg	1	☼	6010B	Total/NA
Beryllium	0.036	J	0.53	0.035	mg/Kg	1	☼	6010B	Total/NA
Boron	2.5	J	11	1.0	mg/Kg	1	☼	6010B	Total/NA
Cadmium	0.11	J	0.53	0.043	mg/Kg	1	☼	6010B	Total/NA
Calcium	6200	B	53	15	mg/Kg	1	☼	6010B	Total/NA
Chromium	4.6		1.6	0.061	mg/Kg	1	☼	6010B	Total/NA
Cobalt	1.2		1.1	0.11	mg/Kg	1	☼	6010B	Total/NA
Copper	6.3		2.1	0.23	mg/Kg	1	☼	6010B	Total/NA
Iron	3500		16	4.0	mg/Kg	1	☼	6010B	Total/NA
Lead	160		0.85	0.29	mg/Kg	1	☼	6010B	Total/NA
Magnesium	450	B	21	3.9	mg/Kg	1	☼	6010B	Total/NA

This Detection Summary does not include radiochemical test results.

Client: Trihydro Corporation
Project/Site: Yttrium Concrete - Supplemental Sampling

TestAmerica Job ID: 280-59981-1

Client Sample ID: STILL SUPPORT (Continued) **Lab Sample ID: 280-59981-2**

Analyte	Result	Qualifier	RL	MDL	Unit	Dil Fac	D	Method	Prep Type
Manganese	54		1.1	0.11	mg/Kg	1	☼	6010B	Total/NA
Nickel	27		4.2	0.13	mg/Kg	1	☼	6010B	Total/NA
Potassium	370		320	43	mg/Kg	1	☼	6010B	Total/NA
Sodium	220	J ^	530	62	mg/Kg	1	☼	6010B	Total/NA
Vanadium	9.4		2.1	0.099	mg/Kg	1	☼	6010B	Total/NA
Zinc	20		3.2	0.42	mg/Kg	1	☼	6010B	Total/NA
Mercury	0.042		0.018	0.0059	mg/Kg	1	☼	7471A	Total/NA

This Detection Summary does not include radiochemical test results.

Method Summary

Client: Trihydro Corporation
Project/Site: Yttrium Concrete - Supplemental Sampling

TestAmerica Job ID: 280-59981-1

Method	Method Description	Protocol	Laboratory
8270C	Semivolatile Organic Compounds (GC/MS)	SW846	TAL DEN
6010B	Metals (ICP)	SW846	TAL DEN
7471A	Mercury (CVAA)	SW846	TAL DEN
Moisture	Percent Moisture	EPA	TAL DEN

Protocol References:

EPA = US Environmental Protection Agency

SW846 = "Test Methods For Evaluating Solid Waste, Physical/Chemical Methods", Third Edition, November 1986 And Its Updates.

Laboratory References:

TAL DEN = TestAmerica Denver, 4955 Yarrow Street, Arvada, CO 80002, TEL (303)736-0100

Sample Summary

Client: Trihydro Corporation
Project/Site: Yttrium Concrete - Supplemental Sampling

TestAmerica Job ID: 280-59981-1

Lab Sample ID	Client Sample ID	Matrix	Collected	Received
280-59981-1	RUBBLE PILE	Solid	09/12/14 14:00	09/13/14 09:25
280-59981-2	STILL SUPPORT	Solid	09/12/14 14:30	09/13/14 09:25

Method: 8270C - Semivolatile Organic Compounds (GC/MS)

Client Sample ID: RUBBLE PILE
Date Collected: 09/12/14 14:00
Date Received: 09/13/14 09:25

Lab Sample ID: 280-59981-1
Matrix: Solid
Percent Solids: 95.5

Analyte	Result	Qualifier	RL	MDL	Unit	D	Prepared	Analyzed	Dil Fac
Acenaphthene	ND		1400	43	ug/Kg	☼	09/15/14 22:25	09/18/14 19:07	4
Acenaphthylene	ND		1400	71	ug/Kg	☼	09/15/14 22:25	09/18/14 19:07	4
Anthracene	ND		1400	71	ug/Kg	☼	09/15/14 22:25	09/18/14 19:07	4
Benzo[a]anthracene	ND		1400	83	ug/Kg	☼	09/15/14 22:25	09/18/14 19:07	4
Benzo[a]pyrene	**88**	**J**	1400	83	ug/Kg	☼	09/15/14 22:25	09/18/14 19:07	4
Benzo[b]fluoranthene	ND		1400	110	ug/Kg	☼	09/15/14 22:25	09/18/14 19:07	4
Benzo[g,h,i]perylene	**160**	**J**	1400	67	ug/Kg	☼	09/15/14 22:25	09/18/14 19:07	4
Benzo[k]fluoranthene	ND		1400	170	ug/Kg	☼	09/15/14 22:25	09/18/14 19:07	4
Bis(2-chloroethyl)ether	ND		1400	69	ug/Kg	☼	09/15/14 22:25	09/18/14 19:07	4
Bis(2-ethylhexyl) phthalate	ND		1400	190	ug/Kg	☼	09/15/14 22:25	09/18/14 19:07	4
Butyl benzyl phthalate	ND		1400	180	ug/Kg	☼	09/15/14 22:25	09/18/14 19:07	4
Carbazole	ND		1400	150	ug/Kg	☼	09/15/14 22:25	09/18/14 19:07	4
4-Chloroaniline	ND		1400	340	ug/Kg	☼	09/15/14 22:25	09/18/14 19:07	4
Chrysene	**110**	**J**	1400	110	ug/Kg	☼	09/15/14 22:25	09/18/14 19:07	4
Dibenz(a,h)anthracene	ND		1400	79	ug/Kg	☼	09/15/14 22:25	09/18/14 19:07	4
Dibenzofuran	ND		1400	83	ug/Kg	☼	09/15/14 22:25	09/18/14 19:07	4
1,2-Dichlorobenzene	ND		1400	92	ug/Kg	☼	09/15/14 22:25	09/18/14 19:07	4
1,4-Dichlorobenzene	ND		1400	57	ug/Kg	☼	09/15/14 22:25	09/18/14 19:07	4
3,3'-Dichlorobenzidine	ND		2700	370	ug/Kg	☼	09/15/14 22:25	09/18/14 19:07	4
Diethyl phthalate	ND		2700	110	ug/Kg	☼	09/15/14 22:25	09/18/14 19:07	4
2,4-Dimethylphenol	ND		1400	270	ug/Kg	☼	09/15/14 22:25	09/18/14 19:07	4
Di-n-butyl phthalate	ND		1400	120	ug/Kg	☼	09/15/14 22:25	09/18/14 19:07	4
2,4-Dinitrotoluene	ND		1400	270	ug/Kg	☼	09/15/14 22:25	09/18/14 19:07	4
2,6-Dinitrotoluene	ND		1400	120	ug/Kg	☼	09/15/14 22:25	09/18/14 19:07	4
Di-n-octyl phthalate	ND		1400	60	ug/Kg	☼	09/15/14 22:25	09/18/14 19:07	4
Fluoranthene	ND		1400	150	ug/Kg	☼	09/15/14 22:25	09/18/14 19:07	4
Fluorene	ND		1400	75	ug/Kg	☼	09/15/14 22:25	09/18/14 19:07	4
Hexachlorobutadiene	ND		1400	42	ug/Kg	☼	09/15/14 22:25	09/18/14 19:07	4
Hexachlorocyclopentadiene	ND		6700	210	ug/Kg	☼	09/15/14 22:25	09/18/14 19:07	4
Hexachloroethane	ND		1400	89	ug/Kg	☼	09/15/14 22:25	09/18/14 19:07	4
Indeno[1,2,3-cd]pyrene	ND		1400	92	ug/Kg	☼	09/15/14 22:25	09/18/14 19:07	4
Isophorone	ND		1400	71	ug/Kg	☼	09/15/14 22:25	09/18/14 19:07	4
2-Methylnaphthalene	ND		1400	79	ug/Kg	☼	09/15/14 22:25	09/18/14 19:07	4
1-Methylnaphthalene	ND		1400	47	ug/Kg	☼	09/15/14 22:25	09/18/14 19:07	4
2-Methylphenol	ND		1400	54	ug/Kg	☼	09/15/14 22:25	09/18/14 19:07	4
3-Methylphenol	ND		1400	140	ug/Kg	☼	09/15/14 22:25	09/18/14 19:07	4
4-Methylphenol	ND		1400	140	ug/Kg	☼	09/15/14 22:25	09/18/14 19:07	4
Naphthalene	ND		1400	130	ug/Kg	☼	09/15/14 22:25	09/18/14 19:07	4
Nitrobenzene	ND		1400	92	ug/Kg	☼	09/15/14 22:25	09/18/14 19:07	4
N-Nitrosodi-n-propylamine	ND		1400	130	ug/Kg	☼	09/15/14 22:25	09/18/14 19:07	4
n-Nitrosodiphenylamine(as diphenylamine)	ND		1400	87	ug/Kg	☼	09/15/14 22:25	09/18/14 19:07	4
Phenanthrene	**150**	**J**	1400	71	ug/Kg	☼	09/15/14 22:25	09/18/14 19:07	4
Phenol	ND		1400	75	ug/Kg	☼	09/15/14 22:25	09/18/14 19:07	4
Pyrene	**180**	**J**	1400	50	ug/Kg	☼	09/15/14 22:25	09/18/14 19:07	4
Pyridine	ND		2700	540	ug/Kg	☼	09/15/14 22:25	09/18/14 19:07	4
1,2,4-Trichlorobenzene	ND		1400	120	ug/Kg	☼	09/15/14 22:25	09/18/14 19:07	4

Surrogate	*%Recovery*	*Qualifier*	*Limits*	*Prepared*	*Analyzed*	*Dil Fac*
2-Fluorobiphenyl	*78*	*D*	*50 - 120*	*09/15/14 22:25*	*09/18/14 19:07*	*4*

Method: 8270C - Semivolatile Organic Compounds (GC/MS) (Continued)

Client Sample ID: RUBBLE PILE
Lab Sample ID: 280-59981-1
Date Collected: 09/12/14 14:00
Matrix: Solid
Date Received: 09/13/14 09:25
Percent Solids: 95.5

Surrogate	*%Recovery*	*Qualifier*	*Limits*	*Prepared*	*Analyzed*	*Dil Fac*
2-Fluorophenol	*73*	*D*	*53 - 120*	*09/15/14 22:25*	*09/18/14 19:07*	*4*
Nitrobenzene-d5	*73*	*D*	*50 - 120*	*09/15/14 22:25*	*09/18/14 19:07*	*4*
Phenol-d5	*77*	*D*	*52 - 120*	*09/15/14 22:25*	*09/18/14 19:07*	*4*
Terphenyl-d14	*84*	*D*	*55 - 120*	*09/15/14 22:25*	*09/18/14 19:07*	*4*
2,4,6-Tribromophenol	*84*	*D*	*51 - 120*	*09/15/14 22:25*	*09/18/14 19:07*	*4*

Client Sample ID: STILL SUPPORT
Lab Sample ID: 280-59981-2
Date Collected: 09/12/14 14:30
Matrix: Solid
Date Received: 09/13/14 09:25
Percent Solids: 89.2

Analyte	Result	Qualifier	RL	MDL	Unit	D	Prepared	Analyzed	Dil Fac
Acenaphthene	ND		7000	220	ug/Kg	☼	09/15/14 22:25	09/18/14 20:39	20
Acenaphthylene	ND		7000	360	ug/Kg	☼	09/15/14 22:25	09/18/14 20:39	20
Anthracene	ND		7000	360	ug/Kg	☼	09/15/14 22:25	09/18/14 20:39	20
Benzo[a]anthracene	**1600**	**J**	7000	420	ug/Kg	☼	09/15/14 22:25	09/18/14 20:39	20
Benzo[a]pyrene	**1900**	**J**	7000	420	ug/Kg	☼	09/15/14 22:25	09/18/14 20:39	20
Benzo[b]fluoranthene	**1100**	**J**	7000	550	ug/Kg	☼	09/15/14 22:25	09/18/14 20:39	20
Benzo[g,h,i]perylene	**3900**	**J**	7000	340	ug/Kg	☼	09/15/14 22:25	09/18/14 20:39	20
Benzo[k]fluoranthene	ND		7000	850	ug/Kg	☼	09/15/14 22:25	09/18/14 20:39	20
Bis(2-chloroethyl)ether	ND		7000	350	ug/Kg	☼	09/15/14 22:25	09/18/14 20:39	20
Bis(2-ethylhexyl) phthalate	ND		7000	970	ug/Kg	☼	09/15/14 22:25	09/18/14 20:39	20
Butyl benzyl phthalate	ND		7000	910	ug/Kg	☼	09/15/14 22:25	09/18/14 20:39	20
Carbazole	ND		7000	760	ug/Kg	☼	09/15/14 22:25	09/18/14 20:39	20
4-Chloroaniline	ND		7000	1700	ug/Kg	☼	09/15/14 22:25	09/18/14 20:39	20
Chrysene	**4000**	**J**	7000	570	ug/Kg	☼	09/15/14 22:25	09/18/14 20:39	20
Dibenz(a,h)anthracene	ND		7000	400	ug/Kg	☼	09/15/14 22:25	09/18/14 20:39	20
Dibenzofuran	ND		7000	420	ug/Kg	☼	09/15/14 22:25	09/18/14 20:39	20
1,2-Dichlorobenzene	ND		7000	470	ug/Kg	☼	09/15/14 22:25	09/18/14 20:39	20
1,4-Dichlorobenzene	ND		7000	290	ug/Kg	☼	09/15/14 22:25	09/18/14 20:39	20
3,3'-Dichlorobenzidine	ND		14000	1900	ug/Kg	☼	09/15/14 22:25	09/18/14 20:39	20
Diethyl phthalate	ND		14000	550	ug/Kg	☼	09/15/14 22:25	09/18/14 20:39	20
2,4-Dimethylphenol	ND		7000	1400	ug/Kg	☼	09/15/14 22:25	09/18/14 20:39	20
Di-n-butyl phthalate	ND		7000	610	ug/Kg	☼	09/15/14 22:25	09/18/14 20:39	20
2,4-Dinitrotoluene	ND		7000	1400	ug/Kg	☼	09/15/14 22:25	09/18/14 20:39	20
2,6-Dinitrotoluene	ND		7000	590	ug/Kg	☼	09/15/14 22:25	09/18/14 20:39	20
Di-n-octyl phthalate	ND		7000	300	ug/Kg	☼	09/15/14 22:25	09/18/14 20:39	20
Fluoranthene	ND		7000	760	ug/Kg	☼	09/15/14 22:25	09/18/14 20:39	20
Fluorene	ND		7000	380	ug/Kg	☼	09/15/14 22:25	09/18/14 20:39	20
Hexachlorobutadiene	ND		7000	210	ug/Kg	☼	09/15/14 22:25	09/18/14 20:39	20
Hexachlorocyclopentadiene	ND		34000	1100	ug/Kg	☼	09/15/14 22:25	09/18/14 20:39	20
Hexachloroethane	ND		7000	450	ug/Kg	☼	09/15/14 22:25	09/18/14 20:39	20
Indeno[1,2,3-cd]pyrene	**2000**	**J**	7000	470	ug/Kg	☼	09/15/14 22:25	09/18/14 20:39	20
Isophorone	ND		7000	360	ug/Kg	☼	09/15/14 22:25	09/18/14 20:39	20
2-Methylnaphthalene	ND		7000	400	ug/Kg	☼	09/15/14 22:25	09/18/14 20:39	20
1-Methylnaphthalene	ND		7000	240	ug/Kg	☼	09/15/14 22:25	09/18/14 20:39	20
2-Methylphenol	ND		7000	270	ug/Kg	☼	09/15/14 22:25	09/18/14 20:39	20
3-Methylphenol	ND		7000	700	ug/Kg	☼	09/15/14 22:25	09/18/14 20:39	20
4-Methylphenol	ND		7000	700	ug/Kg	☼	09/15/14 22:25	09/18/14 20:39	20
Naphthalene	ND		7000	660	ug/Kg	☼	09/15/14 22:25	09/18/14 20:39	20
Nitrobenzene	ND		7000	470	ug/Kg	☼	09/15/14 22:25	09/18/14 20:39	20

Method: 8270C - Semivolatile Organic Compounds (GC/MS) (Continued)

Client Sample ID: STILL SUPPORT
Date Collected: 09/12/14 14:30
Date Received: 09/13/14 09:25

Lab Sample ID: 280-59981-2
Matrix: Solid
Percent Solids: 89.2

Analyte	Result	Qualifier	RL	MDL	Unit	D	Prepared	Analyzed	Dil Fac
N-Nitrosodi-n-propylamine	ND		7000	660	ug/Kg	☼	09/15/14 22:25	09/18/14 20:39	20
n-Nitrosodiphenylamine(as diphenylamine)	ND		7000	440	ug/Kg	☼	09/15/14 22:25	09/18/14 20:39	20
Phenanthrene	**1800**	**J**	7000	360	ug/Kg	☼	09/15/14 22:25	09/18/14 20:39	20
Phenol	ND		7000	380	ug/Kg	☼	09/15/14 22:25	09/18/14 20:39	20
Pyrene	**4600**	**J**	7000	260	ug/Kg	☼	09/15/14 22:25	09/18/14 20:39	20
Pyridine	ND		14000	2700	ug/Kg	☼	09/15/14 22:25	09/18/14 20:39	20
1,2,4-Trichlorobenzene	ND		7000	590	ug/Kg	☼	09/15/14 22:25	09/18/14 20:39	20

Surrogate	*%Recovery*	*Qualifier*	*Limits*	*Prepared*	*Analyzed*	*Dil Fac*
2-Fluorobiphenyl	*54*	*D*	*50 - 120*	*09/15/14 22:25*	*09/18/14 20:39*	*20*
2-Fluorophenol	*52*	*D X*	*53 - 120*	*09/15/14 22:25*	*09/18/14 20:39*	*20*
Nitrobenzene-d5	*56*	*D*	*50 - 120*	*09/15/14 22:25*	*09/18/14 20:39*	*20*
Phenol-d5	*56*	*D*	*52 - 120*	*09/15/14 22:25*	*09/18/14 20:39*	*20*
Terphenyl-d14	*57*	*D*	*55 - 120*	*09/15/14 22:25*	*09/18/14 20:39*	*20*
2,4,6-Tribromophenol	*54*	*D*	*51 - 120*	*09/15/14 22:25*	*09/18/14 20:39*	*20*

Method: 6010B - Metals (ICP)

Client Sample ID: RUBBLE PILE
Date Collected: 09/12/14 14:00
Date Received: 09/13/14 09:25

Lab Sample ID: 280-59981-1
Matrix: Solid
Percent Solids: 95.5

Analyte	Result	Qualifier	RL	MDL	Unit	D	Prepared	Analyzed	Dil Fac
Aluminum	**5800**		9.9	1.5	mg/Kg	☼	09/16/14 14:30	09/17/14 19:42	1
Antimony	ND		1.5	0.38	mg/Kg	☼	09/16/14 14:30	09/17/14 19:42	1
Arsenic	**3.9**		2.0	0.65	mg/Kg	☼	09/16/14 14:30	09/17/14 19:42	1
Barium	**85**	**B**	0.99	0.075	mg/Kg	☼	09/16/14 14:30	09/18/14 13:58	1
Beryllium	**0.24**	**J**	0.49	0.033	mg/Kg	☼	09/16/14 14:30	09/18/14 13:58	1
Boron	**7.3**	**J**	9.9	0.97	mg/Kg	☼	09/16/14 14:30	09/18/14 13:58	1
Cadmium	**0.18**	**J**	0.49	0.041	mg/Kg	☼	09/16/14 14:30	09/18/14 13:58	1
Calcium	**17000**	**B**	49	14	mg/Kg	☼	09/16/14 14:30	09/17/14 19:42	1
Chromium	**9.2**		1.5	0.057	mg/Kg	☼	09/16/14 14:30	09/17/14 19:42	1
Cobalt	**3.5**		0.99	0.099	mg/Kg	☼	09/16/14 14:30	09/17/14 19:42	1
Copper	**9.7**		2.0	0.21	mg/Kg	☼	09/16/14 14:30	09/18/14 13:58	1
Iron	**10000**		15	3.8	mg/Kg	☼	09/16/14 14:30	09/18/14 13:58	1
Lead	**26**		0.79	0.27	mg/Kg	☼	09/16/14 14:30	09/17/14 19:42	1
Magnesium	**3700**	**B**	20	3.7	mg/Kg	☼	09/16/14 14:30	09/22/14 13:40	1
Manganese	**250**		0.99	0.099	mg/Kg	☼	09/16/14 14:30	09/18/14 13:58	1
Nickel	**9.0**		4.0	0.12	mg/Kg	☼	09/16/14 14:30	09/18/14 13:58	1
Potassium	**1400**		300	41	mg/Kg	☼	09/16/14 14:30	09/17/14 19:42	1
Selenium	ND		1.3	0.85	mg/Kg	☼	09/16/14 14:30	09/17/14 19:42	1
Silver	ND		0.99	0.16	mg/Kg	☼	09/16/14 14:30	09/17/14 19:42	1
Sodium	**1500**		490	58	mg/Kg	☼	09/16/14 14:30	09/17/14 19:42	1
Thallium	ND		1.2	0.64	mg/Kg	☼	09/16/14 14:30	09/17/14 19:42	1
Vanadium	**20**		2.0	0.093	mg/Kg	☼	09/16/14 14:30	09/18/14 13:58	1
Zinc	**36**		3.0	0.39	mg/Kg	☼	09/16/14 14:30	09/17/14 19:42	1

Method: 6010B - Metals (ICP)

Client Sample ID: STILL SUPPORT — **Lab Sample ID: 280-59981-2**
Date Collected: 09/12/14 14:30 — **Matrix: Solid**
Date Received: 09/13/14 09:25 — **Percent Solids: 89.2**

Analyte	Result	Qualifier	RL	MDL	Unit	D	Prepared	Analyzed	Dil Fac
Aluminum	1400		110	16	mg/Kg	☼	09/16/14 14:30	09/17/14 19:52	10
Antimony	ND		1.6	0.40	mg/Kg	☼	09/16/14 14:30	09/18/14 04:15	1
Arsenic	1.8	J	2.1	0.70	mg/Kg	☼	09/16/14 14:30	09/18/14 04:15	1
Barium	17	B	1.1	0.080	mg/Kg	☼	09/16/14 14:30	09/18/14 14:08	1
Beryllium	0.036	J	0.53	0.035	mg/Kg	☼	09/16/14 14:30	09/18/14 14:08	1
Boron	2.5	J	11	1.0	mg/Kg	☼	09/16/14 14:30	09/18/14 14:08	1
Cadmium	0.11	J	0.53	0.043	mg/Kg	☼	09/16/14 14:30	09/18/14 14:08	1
Calcium	6200	B	53	15	mg/Kg	☼	09/16/14 14:30	09/18/14 04:15	1
Chromium	4.6		1.6	0.061	mg/Kg	☼	09/16/14 14:30	09/18/14 04:15	1
Cobalt	1.2		1.1	0.11	mg/Kg	☼	09/16/14 14:30	09/18/14 04:15	1
Copper	6.3		2.1	0.23	mg/Kg	☼	09/16/14 14:30	09/18/14 14:08	1
Iron	3500		16	4.0	mg/Kg	☼	09/16/14 14:30	09/18/14 14:08	1
Lead	160		0.85	0.29	mg/Kg	☼	09/16/14 14:30	09/18/14 04:15	1
Magnesium	450	B	21	3.9	mg/Kg	☼	09/16/14 14:30	09/22/14 13:50	1
Manganese	54		1.1	0.11	mg/Kg	☼	09/16/14 14:30	09/18/14 14:08	1
Nickel	27		4.2	0.13	mg/Kg	☼	09/16/14 14:30	09/18/14 14:08	1
Potassium	370		320	43	mg/Kg	☼	09/16/14 14:30	09/18/14 04:15	1
Selenium	ND		1.4	0.91	mg/Kg	☼	09/16/14 14:30	09/18/14 04:15	1
Silver	ND		1.1	0.17	mg/Kg	☼	09/16/14 14:30	09/22/14 13:50	1
Sodium	220	J ^	530	62	mg/Kg	☼	09/16/14 14:30	09/18/14 04:15	1
Thallium	ND		1.3	0.69	mg/Kg	☼	09/16/14 14:30	09/18/14 04:15	1
Vanadium	9.4		2.1	0.099	mg/Kg	☼	09/16/14 14:30	09/18/14 14:08	1
Zinc	20		3.2	0.42	mg/Kg	☼	09/16/14 14:30	09/18/14 04:15	1

Method: 7471A - Mercury (CVAA)

Client Sample ID: RUBBLE PILE — **Lab Sample ID: 280-59981-1**
Date Collected: 09/12/14 14:00 — **Matrix: Solid**
Date Received: 09/13/14 09:25 — **Percent Solids: 95.5**

Analyte	Result	Qualifier	RL	MDL	Unit	D	Prepared	Analyzed	Dil Fac
Mercury	1.6		0.16	0.053	mg/Kg	☼	09/17/14 10:30	09/18/14 08:56	10

Client Sample ID: STILL SUPPORT — **Lab Sample ID: 280-59981-2**
Date Collected: 09/12/14 14:30 — **Matrix: Solid**
Date Received: 09/13/14 09:25 — **Percent Solids: 89.2**

Analyte	Result	Qualifier	RL	MDL	Unit	D	Prepared	Analyzed	Dil Fac
Mercury	0.042		0.018	0.0059	mg/Kg	☼	09/17/14 10:30	09/18/14 09:03	1

General Chemistry

Client Sample ID: RUBBLE PILE — **Lab Sample ID: 280-59981-1**
Date Collected: 09/12/14 14:00 — **Matrix: Solid**
Date Received: 09/13/14 09:25

Analyte	Result	Qualifier	RL	RL	Unit	D	Prepared	Analyzed	Dil Fac
Percent Moisture	4.5		0.10	0.10	%			09/16/14 18:51	1
Percent Solids	95		0.10	0.10	%			09/16/14 18:51	1

Client: Trihydro Corporation
Project/Site: Yttrium Concrete - Supplemental Sampling

TestAmerica Job ID: 280-59981-1

General Chemistry

Client Sample ID: STILL SUPPORT
Date Collected: 09/12/14 14:30
Date Received: 09/13/14 09:25

Lab Sample ID: 280-59981-2
Matrix: Solid

Analyte	Result	Qualifier	RL	RL	Unit	D	Prepared	Analyzed	Dil Fac
Percent Moisture	11		0.10	0.10	%			09/16/14 18:51	1
Percent Solids	89		0.10	0.10	%			09/16/14 18:51	1

Method: 8270C - Semivolatile Organic Compounds (GC/MS)

Lab Sample ID: MB 280-243388/1-A
Matrix: Solid
Analysis Batch: 243844

Client Sample ID: Method Blank
Prep Type: Total/NA
Prep Batch: 243388

Analyte	MB Result	MB Qualifier	RL	MDL	Unit	D	Prepared	Analyzed	Dil Fac
Acenaphthene	ND		330	10	ug/Kg		09/15/14 22:25	09/18/14 13:00	1
Acenaphthylene	ND		330	17	ug/Kg		09/15/14 22:25	09/18/14 13:00	1
Anthracene	ND		330	17	ug/Kg		09/15/14 22:25	09/18/14 13:00	1
Benzo[a]anthracene	ND		330	20	ug/Kg		09/15/14 22:25	09/18/14 13:00	1
Benzo[a]pyrene	ND		330	20	ug/Kg		09/15/14 22:25	09/18/14 13:00	1
Benzo[b]fluoranthene	ND		330	26	ug/Kg		09/15/14 22:25	09/18/14 13:00	1
Benzo[g,h,i]perylene	ND		330	16	ug/Kg		09/15/14 22:25	09/18/14 13:00	1
Benzo[k]fluoranthene	ND		330	40	ug/Kg		09/15/14 22:25	09/18/14 13:00	1
Bis(2-chloroethyl)ether	ND		330	16	ug/Kg		09/15/14 22:25	09/18/14 13:00	1
Bis(2-ethylhexyl) phthalate	ND		330	46	ug/Kg		09/15/14 22:25	09/18/14 13:00	1
Butyl benzyl phthalate	ND		330	43	ug/Kg		09/15/14 22:25	09/18/14 13:00	1
Carbazole	ND		330	36	ug/Kg		09/15/14 22:25	09/18/14 13:00	1
4-Chloroaniline	ND		330	81	ug/Kg		09/15/14 22:25	09/18/14 13:00	1
Chrysene	ND		330	27	ug/Kg		09/15/14 22:25	09/18/14 13:00	1
Dibenz(a,h)anthracene	ND		330	19	ug/Kg		09/15/14 22:25	09/18/14 13:00	1
Dibenzofuran	ND		330	20	ug/Kg		09/15/14 22:25	09/18/14 13:00	1
1,2-Dichlorobenzene	ND		330	22	ug/Kg		09/15/14 22:25	09/18/14 13:00	1
1,4-Dichlorobenzene	ND		330	13	ug/Kg		09/15/14 22:25	09/18/14 13:00	1
3,3'-Dichlorobenzidine	ND		650	89	ug/Kg		09/15/14 22:25	09/18/14 13:00	1
Diethyl phthalate	ND		650	26	ug/Kg		09/15/14 22:25	09/18/14 13:00	1
2,4-Dimethylphenol	ND		330	65	ug/Kg		09/15/14 22:25	09/18/14 13:00	1
Di-n-butyl phthalate	ND		330	29	ug/Kg		09/15/14 22:25	09/18/14 13:00	1
2,4-Dinitrotoluene	ND		330	65	ug/Kg		09/15/14 22:25	09/18/14 13:00	1
2,6-Dinitrotoluene	ND		330	28	ug/Kg		09/15/14 22:25	09/18/14 13:00	1
Di-n-octyl phthalate	ND		330	14	ug/Kg		09/15/14 22:25	09/18/14 13:00	1
Fluoranthene	ND		330	36	ug/Kg		09/15/14 22:25	09/18/14 13:00	1
Fluorene	ND		330	18	ug/Kg		09/15/14 22:25	09/18/14 13:00	1
Hexachlorobutadiene	ND		330	9.9	ug/Kg		09/15/14 22:25	09/18/14 13:00	1
Hexachlorocyclopentadiene	ND		1600	50	ug/Kg		09/15/14 22:25	09/18/14 13:00	1
Hexachloroethane	ND		330	21	ug/Kg		09/15/14 22:25	09/18/14 13:00	1
Indeno[1,2,3-cd]pyrene	ND		330	22	ug/Kg		09/15/14 22:25	09/18/14 13:00	1
Isophorone	ND		330	17	ug/Kg		09/15/14 22:25	09/18/14 13:00	1
2-Methylnaphthalene	ND		330	19	ug/Kg		09/15/14 22:25	09/18/14 13:00	1
1-Methylnaphthalene	ND		330	11	ug/Kg		09/15/14 22:25	09/18/14 13:00	1
2-Methylphenol	ND		330	13	ug/Kg		09/15/14 22:25	09/18/14 13:00	1
3-Methylphenol	ND		330	33	ug/Kg		09/15/14 22:25	09/18/14 13:00	1
4-Methylphenol	ND		330	33	ug/Kg		09/15/14 22:25	09/18/14 13:00	1
Naphthalene	ND		330	31	ug/Kg		09/15/14 22:25	09/18/14 13:00	1
Nitrobenzene	ND		330	22	ug/Kg		09/15/14 22:25	09/18/14 13:00	1
N-Nitrosodi-n-propylamine	ND		330	31	ug/Kg		09/15/14 22:25	09/18/14 13:00	1
n-Nitrosodiphenylamine(as diphenylamine)	ND		330	21	ug/Kg		09/15/14 22:25	09/18/14 13:00	1
Phenanthrene	ND		330	17	ug/Kg		09/15/14 22:25	09/18/14 13:00	1
Phenol	ND		330	18	ug/Kg		09/15/14 22:25	09/18/14 13:00	1
Pyrene	ND		330	12	ug/Kg		09/15/14 22:25	09/18/14 13:00	1
Pyridine	ND		650	130	ug/Kg		09/15/14 22:25	09/18/14 13:00	1
1,2,4-Trichlorobenzene	ND		330	28	ug/Kg		09/15/14 22:25	09/18/14 13:00	1

Method: 8270C - Semivolatile Organic Compounds (GC/MS) (Continued)

Lab Sample ID: MB 280-243388/1-A
Matrix: Solid
Analysis Batch: 243844

Client Sample ID: Method Blank
Prep Type: Total/NA
Prep Batch: 243388

Surrogate	MB %Recovery	MB Qualifier	Limits	Prepared	Analyzed	Dil Fac
2-Fluorobiphenyl	79		50 - 120	09/15/14 22:25	09/18/14 13:00	1
2-Fluorophenol	82		53 - 120	09/15/14 22:25	09/18/14 13:00	1
Nitrobenzene-d5	85		50 - 120	09/15/14 22:25	09/18/14 13:00	1
Phenol-d5	84		52 - 120	09/15/14 22:25	09/18/14 13:00	1
Terphenyl-d14	89		55 - 120	09/15/14 22:25	09/18/14 13:00	1
2,4,6-Tribromophenol	79		51 - 120	09/15/14 22:25	09/18/14 13:00	1

Lab Sample ID: LCS 280-243388/2-A
Matrix: Solid
Analysis Batch: 243844

Client Sample ID: Lab Control Sample
Prep Type: Total/NA
Prep Batch: 243388

Analyte	Spike Added	LCS Result	LCS Qualifier	Unit	D	%Rec	%Rec. Limits
Acenaphthene	2630	2170		ug/Kg		83	60 - 120
Acenaphthylene	2630	2140		ug/Kg		81	64 - 120
Anthracene	2630	2280		ug/Kg		87	63 - 120
Benzo[a]anthracene	2630	2330		ug/Kg		89	65 - 120
Benzo[a]pyrene	2630	2340		ug/Kg		89	59 - 120
Benzo[b]fluoranthene	2630	2390		ug/Kg		91	47 - 129
Benzo[g,h,i]perylene	2630	2410		ug/Kg		91	55 - 126
Benzo[k]fluoranthene	2630	2370		ug/Kg		90	48 - 130
Bis(2-chloroethyl)ether	2630	2080		ug/Kg		79	51 - 120
Bis(2-ethylhexyl) phthalate	2630	2550		ug/Kg		97	65 - 120
Butyl benzyl phthalate	2630	2430		ug/Kg		92	65 - 120
Carbazole	2630	2320		ug/Kg		88	64 - 120
4-Chloroaniline	2630	1460		ug/Kg		55	28 - 120
Chrysene	2630	2290		ug/Kg		87	64 - 120
Dibenz(a,h)anthracene	2630	2500		ug/Kg		95	50 - 133
Dibenzofuran	2630	2190		ug/Kg		83	61 - 120
1,2-Dichlorobenzene	2630	1990		ug/Kg		76	53 - 120
1,4-Dichlorobenzene	2630	1970		ug/Kg		75	52 - 120
3,3'-Dichlorobenzidine	2630	1860		ug/Kg		71	30 - 120
Diethyl phthalate	2630	2310		ug/Kg		88	66 - 120
2,4-Dimethylphenol	2630	2110		ug/Kg		80	54 - 120
Di-n-butyl phthalate	2630	2420		ug/Kg		92	67 - 120
2,4-Dinitrotoluene	2630	2500		ug/Kg		95	68 - 120
2,6-Dinitrotoluene	2630	2440		ug/Kg		93	64 - 120
Di-n-octyl phthalate	2630	2500		ug/Kg		95	66 - 120
Fluoranthene	2630	2350		ug/Kg		89	66 - 120
Fluorene	2630	2240		ug/Kg		85	64 - 120
Hexachlorobutadiene	2630	2040		ug/Kg		78	53 - 120
Hexachlorocyclopentadiene	2630	1940		ug/Kg		74	47 - 120
Hexachloroethane	2630	2000		ug/Kg		76	51 - 120
Indeno[1,2,3-cd]pyrene	2630	2410		ug/Kg		91	63 - 120
Isophorone	2630	2000		ug/Kg		76	56 - 120
2-Methylnaphthalene	2630	2110		ug/Kg		80	57 - 120
1-Methylnaphthalene	2630	2120		ug/Kg		81	59 - 120
2-Methylphenol	2630	2080		ug/Kg		79	56 - 120
4-Methylphenol	2630	2130		ug/Kg		81	53 - 120

Method: 8270C - Semivolatile Organic Compounds (GC/MS) (Continued)

Lab Sample ID: LCS 280-243388/2-A
Matrix: Solid
Analysis Batch: 243844

Client Sample ID: Lab Control Sample
Prep Type: Total/NA
Prep Batch: 243388

Analyte	Spike Added	LCS Result	LCS Qualifier	Unit	D	%Rec	%Rec. Limits
Naphthalene	2630	2090		ug/Kg		79	57 - 120
Nitrobenzene	2630	2140		ug/Kg		81	54 - 120
N-Nitrosodi-n-propylamine	2630	2120		ug/Kg		81	51 - 120
n-Nitrosodiphenylamine(as diphenylamine)	2630	2200		ug/Kg		84	61 - 120
Phenanthrene	2630	2310		ug/Kg		88	64 - 120
Phenol	2630	2120		ug/Kg		81	56 - 120
Pyrene	2630	2350		ug/Kg		89	64 - 120
Pyridine	2630	1410		ug/Kg		54	26 - 120
1,2,4-Trichlorobenzene	2630	2060		ug/Kg		78	52 - 120

Surrogate	*LCS %Recovery*	*LCS Qualifier*	*Limits*
2-Fluorobiphenyl	*80*		*50 - 120*
2-Fluorophenol	*79*		*53 - 120*
Nitrobenzene-d5	*81*		*50 - 120*
Phenol-d5	*80*		*52 - 120*
Terphenyl-d14	*88*		*55 - 120*
2,4,6-Tribromophenol	*91*		*51 - 120*

Lab Sample ID: 280-59981-1 MS
Matrix: Solid
Analysis Batch: 243844

Client Sample ID: RUBBLE PILE
Prep Type: Total/NA
Prep Batch: 243388

Analyte	Sample Result	Sample Qualifier	Spike Added	MS Result	MS Qualifier	Unit	D	%Rec	%Rec. Limits
Acenaphthene	ND		2770	1890		ug/Kg	☼	68	60 - 120
Acenaphthylene	ND		2770	1840		ug/Kg	☼	67	64 - 120
Anthracene	ND		2770	1890		ug/Kg	☼	68	63 - 120
Benzo[a]anthracene	ND		2770	1990		ug/Kg	☼	72	65 - 120
Benzo[a]pyrene	88	J	2770	1920		ug/Kg	☼	66	59 - 120
Benzo[b]fluoranthene	ND		2770	2000		ug/Kg	☼	72	47 - 129
Benzo[g,h,i]perylene	160	J	2770	1950		ug/Kg	☼	65	55 - 126
Benzo[k]fluoranthene	ND		2770	1850		ug/Kg	☼	67	48 - 130
Bis(2-chloroethyl)ether	ND		2770	1630		ug/Kg	☼	59	51 - 120
Bis(2-ethylhexyl) phthalate	ND		2770	2180		ug/Kg	☼	79	65 - 120
Butyl benzyl phthalate	ND		2770	2110		ug/Kg	☼	76	65 - 120
Carbazole	ND		2770	1920		ug/Kg	☼	70	64 - 120
4-Chloroaniline	ND		2770	1420		ug/Kg	☼	52	28 - 120
Chrysene	110	J	2770	1940		ug/Kg	☼	66	64 - 120
Dibenz(a,h)anthracene	ND		2770	1890		ug/Kg	☼	68	50 - 133
Dibenzofuran	ND		2770	1900		ug/Kg	☼	69	61 - 120
1,2-Dichlorobenzene	ND		2770	1550		ug/Kg	☼	56	53 - 120
1,4-Dichlorobenzene	ND		2770	1510		ug/Kg	☼	55	52 - 120
3,3'-Dichlorobenzidine	ND		2770	1270	J	ug/Kg	☼	46	30 - 120
Diethyl phthalate	ND		2770	1920	J	ug/Kg	☼	70	66 - 120
2,4-Dimethylphenol	ND		2770	1880		ug/Kg	☼	68	54 - 120
Di-n-butyl phthalate	ND		2770	2030		ug/Kg	☼	73	67 - 120
2,4-Dinitrotoluene	ND		2770	2020		ug/Kg	☼	73	68 - 120
2,6-Dinitrotoluene	ND		2770	2030		ug/Kg	☼	73	64 - 120

Method: 8270C - Semivolatile Organic Compounds (GC/MS) (Continued)

Lab Sample ID: 280-59981-1 MS
Matrix: Solid
Analysis Batch: 243844

Client Sample ID: RUBBLE PILE
Prep Type: Total/NA
Prep Batch: 243388

Analyte	Sample Result	Sample Qualifier	Spike Added	MS Result	MS Qualifier	Unit	D	%Rec	%Rec. Limits
Di-n-octyl phthalate	ND		2770	2400		ug/Kg	☼	87	66 - 120
Fluoranthene	ND		2770	2010		ug/Kg	☼	73	66 - 120
Fluorene	ND		2770	1910		ug/Kg	☼	69	64 - 120
Hexachlorobutadiene	ND		2770	1600		ug/Kg	☼	58	53 - 120
Hexachlorocyclopentadiene	ND		2770	1120	J F1	ug/Kg	☼	41	47 - 120
Hexachloroethane	ND		2770	1540		ug/Kg	☼	56	51 - 120
Indeno[1,2,3-cd]pyrene	ND		2770	2150		ug/Kg	☼	78	63 - 120
Isophorone	ND		2770	1620		ug/Kg	☼	58	56 - 120
2-Methylnaphthalene	ND		2770	1830		ug/Kg	☼	66	57 - 120
1-Methylnaphthalene	ND		2770	1820		ug/Kg	☼	66	59 - 120
2-Methylphenol	ND		2770	1780		ug/Kg	☼	65	56 - 120
4-Methylphenol	ND		2770	1880		ug/Kg	☼	68	53 - 120
Naphthalene	ND		2770	1690		ug/Kg	☼	61	57 - 120
Nitrobenzene	ND		2770	1710		ug/Kg	☼	62	54 - 120
N-Nitrosodi-n-propylamine	ND		2770	1700		ug/Kg	☼	61	51 - 120
n-Nitrosodiphenylamine(as diphenylamine)	ND		2770	1790		ug/Kg	☼	65	61 - 120
Phenanthrene	150	J	2770	2010		ug/Kg	☼	67	64 - 120
Phenol	ND		2770	1740		ug/Kg	☼	63	56 - 120
Pyrene	180	J	2770	2090		ug/Kg	☼	69	64 - 120
Pyridine	ND		2770	1080	J	ug/Kg	☼	39	26 - 120
1,2,4-Trichlorobenzene	ND		2770	1630		ug/Kg	☼	59	52 - 120

Surrogate	*MS %Recovery*	*MS Qualifier*	*Limits*
2-Fluorobiphenyl	*64*	*D*	*50 - 120*
2-Fluorophenol	*60*	*D*	*53 - 120*
Nitrobenzene-d5	*61*	*D*	*50 - 120*
Phenol-d5	*65*	*D*	*52 - 120*
Terphenyl-d14	*71*	*D*	*55 - 120*
2,4,6-Tribromophenol	*69*	*D*	*51 - 120*

Lab Sample ID: 280-59981-1 MSD
Matrix: Solid
Analysis Batch: 243844

Client Sample ID: RUBBLE PILE
Prep Type: Total/NA
Prep Batch: 243388

Analyte	Sample Result	Sample Qualifier	Spike Added	MSD Result	MSD Qualifier	Unit	D	%Rec	%Rec. Limits	RPD	RPD Limit
Acenaphthene	ND		2640	2360		ug/Kg	☼	89	60 - 120	22	30
Acenaphthylene	ND		2640	2310		ug/Kg	☼	87	64 - 120	22	30
Anthracene	ND		2640	2350		ug/Kg	☼	89	63 - 120	21	30
Benzo[a]anthracene	ND		2640	2410		ug/Kg	☼	91	65 - 120	19	30
Benzo[a]pyrene	88	J	2640	2350		ug/Kg	☼	86	59 - 120	20	30
Benzo[b]fluoranthene	ND		2640	2450		ug/Kg	☼	93	47 - 129	20	44
Benzo[g,h,i]perylene	160	J	2640	2410		ug/Kg	☼	85	55 - 126	21	31
Benzo[k]fluoranthene	ND		2640	2310		ug/Kg	☼	87	48 - 130	22	30
Bis(2-chloroethyl)ether	ND		2640	2030		ug/Kg	☼	77	51 - 120	22	30
Bis(2-ethylhexyl) phthalate	ND		2640	2700		ug/Kg	☼	102	65 - 120	21	30
Butyl benzyl phthalate	ND		2640	2570		ug/Kg	☼	97	65 - 120	20	30
Carbazole	ND		2640	2370		ug/Kg	☼	90	64 - 120	21	30

Method: 8270C - Semivolatile Organic Compounds (GC/MS) (Continued)

Lab Sample ID: 280-59981-1 MSD
Matrix: Solid
Analysis Batch: 243844

Client Sample ID: RUBBLE PILE
Prep Type: Total/NA
Prep Batch: 243388

Analyte	Sample Result	Sample Qualifier	Spike Added	MSD Result	MSD Qualifier	Unit	D	%Rec	%Rec. Limits	RPD	RPD Limit
4-Chloroaniline	ND		2640	1720		ug/Kg	☼	65	28 - 120	19	30
Chrysene	110	J	2640	2390		ug/Kg	☼	86	64 - 120	20	35
Dibenz(a,h)anthracene	ND		2640	2370		ug/Kg	☼	90	50 - 133	22	30
Dibenzofuran	ND		2640	2340		ug/Kg	☼	89	61 - 120	21	30
1,2-Dichlorobenzene	ND		2640	1930		ug/Kg	☼	73	53 - 120	22	30
1,4-Dichlorobenzene	ND		2640	1960		ug/Kg	☼	74	52 - 120	26	30
3,3'-Dichlorobenzidine	ND		2640	1600	J	ug/Kg	☼	60	30 - 120	23	30
Diethyl phthalate	ND		2640	2380	J	ug/Kg	☼	90	66 - 120	21	30
2,4-Dimethylphenol	ND		2640	2280		ug/Kg	☼	86	54 - 120	20	30
Di-n-butyl phthalate	ND		2640	2650		ug/Kg	☼	100	67 - 120	27	30
2,4-Dinitrotoluene	ND		2640	2460		ug/Kg	☼	93	68 - 120	20	30
2,6-Dinitrotoluene	ND		2640	2430		ug/Kg	☼	92	64 - 120	18	30
Di-n-octyl phthalate	ND		2640	2940		ug/Kg	☼	111	66 - 120	20	30
Fluoranthene	ND		2640	2480		ug/Kg	☼	94	66 - 120	21	30
Fluorene	ND		2640	2380		ug/Kg	☼	90	64 - 120	22	30
Hexachlorobutadiene	ND		2640	2070		ug/Kg	☼	78	53 - 120	25	30
Hexachlorocyclopentadiene	ND		2640	1540	J F2	ug/Kg	☼	58	47 - 120	32	30
Hexachloroethane	ND		2640	1890		ug/Kg	☼	72	51 - 120	21	30
Indeno[1,2,3-cd]pyrene	ND		2640	2510		ug/Kg	☼	95	63 - 120	15	30
Isophorone	ND		2640	2070		ug/Kg	☼	78	56 - 120	24	30
2-Methylnaphthalene	ND		2640	2280		ug/Kg	☼	86	57 - 120	22	30
1-Methylnaphthalene	ND		2640	2280		ug/Kg	☼	86	59 - 120	23	30
2-Methylphenol	ND		2640	2280		ug/Kg	☼	86	56 - 120	24	30
4-Methylphenol	ND		2640	2300		ug/Kg	☼	87	53 - 120	20	30
Naphthalene	ND		2640	2160		ug/Kg	☼	82	57 - 120	24	30
Nitrobenzene	ND		2640	2170		ug/Kg	☼	82	54 - 120	24	30
N-Nitrosodi-n-propylamine	ND		2640	2170		ug/Kg	☼	82	51 - 120	24	30
n-Nitrosodiphenylamine(as diphenylamine)	ND		2640	2280		ug/Kg	☼	86	61 - 120	24	36
Phenanthrene	150	J	2640	2440		ug/Kg	☼	86	64 - 120	19	30
Phenol	ND		2640	2280		ug/Kg	☼	86	56 - 120	27	30
Pyrene	180	J	2640	2550		ug/Kg	☼	90	64 - 120	20	38
Pyridine	ND		2640	1390	J	ug/Kg	☼	53	26 - 120	25	30
1,2,4-Trichlorobenzene	ND		2640	2100		ug/Kg	☼	79	52 - 120	25	30

Surrogate	*MSD %Recovery*	*MSD Qualifier*	*Limits*
2-Fluorobiphenyl	*84*	*D*	*50 - 120*
2-Fluorophenol	*79*	*D*	*53 - 120*
Nitrobenzene-d5	*80*	*D*	*50 - 120*
Phenol-d5	*84*	*D*	*52 - 120*
Terphenyl-d14	*90*	*D*	*55 - 120*
2,4,6-Tribromophenol	*88*	*D*	*51 - 120*

Method: 6010B - Metals (ICP)

Lab Sample ID: MB 280-243445/1-A
Matrix: Solid
Analysis Batch: 243797

Client Sample ID: Method Blank
Prep Type: Total/NA
Prep Batch: 243445

Analyte	MB Result	MB Qualifier	RL	MDL	Unit	D	Prepared	Analyzed	Dil Fac
Aluminum	ND		10	1.6	mg/Kg		09/16/14 14:30	09/17/14 19:37	1
Antimony	ND		1.5	0.38	mg/Kg		09/16/14 14:30	09/17/14 19:37	1
Arsenic	ND		2.0	0.66	mg/Kg		09/16/14 14:30	09/17/14 19:37	1
Calcium	24.8	J	50	14	mg/Kg		09/16/14 14:30	09/17/14 19:37	1
Chromium	ND		1.5	0.058	mg/Kg		09/16/14 14:30	09/17/14 19:37	1
Cobalt	ND		1.0	0.10	mg/Kg		09/16/14 14:30	09/17/14 19:37	1
Lead	ND		0.80	0.27	mg/Kg		09/16/14 14:30	09/17/14 19:37	1
Potassium	ND		300	41	mg/Kg		09/16/14 14:30	09/17/14 19:37	1
Selenium	ND		1.3	0.86	mg/Kg		09/16/14 14:30	09/17/14 19:37	1
Silver	ND		1.0	0.16	mg/Kg		09/16/14 14:30	09/17/14 19:37	1
Sodium	ND		500	59	mg/Kg		09/16/14 14:30	09/17/14 19:37	1
Thallium	ND		1.2	0.65	mg/Kg		09/16/14 14:30	09/17/14 19:37	1
Zinc	ND		3.0	0.40	mg/Kg		09/16/14 14:30	09/17/14 19:37	1

Lab Sample ID: MB 280-243445/1-A
Matrix: Solid
Analysis Batch: 244042

Client Sample ID: Method Blank
Prep Type: Total/NA
Prep Batch: 243445

Analyte	MB Result	MB Qualifier	RL	MDL	Unit	D	Prepared	Analyzed	Dil Fac
Barium	0.118	J	1.0	0.076	mg/Kg		09/16/14 14:30	09/18/14 13:53	1
Beryllium	ND		0.50	0.033	mg/Kg		09/16/14 14:30	09/18/14 13:53	1
Boron	ND		10	0.98	mg/Kg		09/16/14 14:30	09/18/14 13:53	1
Cadmium	ND		0.50	0.041	mg/Kg		09/16/14 14:30	09/18/14 13:53	1
Copper	ND		2.0	0.22	mg/Kg		09/16/14 14:30	09/18/14 13:53	1
Iron	ND		15	3.8	mg/Kg		09/16/14 14:30	09/18/14 13:53	1
Manganese	ND		1.0	0.10	mg/Kg		09/16/14 14:30	09/18/14 13:53	1
Nickel	ND		4.0	0.12	mg/Kg		09/16/14 14:30	09/18/14 13:53	1
Vanadium	ND		2.0	0.094	mg/Kg		09/16/14 14:30	09/18/14 13:53	1

Lab Sample ID: MB 280-243445/1-A
Matrix: Solid
Analysis Batch: 244470

Client Sample ID: Method Blank
Prep Type: Total/NA
Prep Batch: 243445

Analyte	MB Result	MB Qualifier	RL	MDL	Unit	D	Prepared	Analyzed	Dil Fac
Magnesium	8.41	J	20	3.7	mg/Kg		09/16/14 14:30	09/22/14 13:35	1
Silver	ND		1.0	0.16	mg/Kg		09/16/14 14:30	09/22/14 13:35	1

Lab Sample ID: LCS 280-243445/2-A
Matrix: Solid
Analysis Batch: 243797

Client Sample ID: Lab Control Sample
Prep Type: Total/NA
Prep Batch: 243445

Analyte	Spike Added	LCS Result	LCS Qualifier	Unit	D	%Rec	%Rec. Limits
Aluminum	200	176		mg/Kg		88	82 - 116
Antimony	50.0	43.5		mg/Kg		87	82 - 110
Arsenic	100	86.0		mg/Kg		86	85 - 110
Calcium	5000	4260		mg/Kg		85	82 - 114
Chromium	20.0	17.5		mg/Kg		88	84 - 114
Cobalt	50.0	43.3		mg/Kg		87	87 - 110
Lead	50.0	44.7		mg/Kg		89	86 - 110

Method: 6010B - Metals (ICP) (Continued)

Lab Sample ID: LCS 280-243445/2-A
Matrix: Solid
Analysis Batch: 243797

Client Sample ID: Lab Control Sample
Prep Type: Total/NA
Prep Batch: 243445

Analyte	Spike Added	LCS Result	LCS Qualifier	Unit	D	%Rec	%Rec. Limits
Potassium	5000	4530		mg/Kg		91	89 - 110
Selenium	200	170		mg/Kg		85	83 - 110
Silver	5.00	4.77		mg/Kg		95	87 - 114
Sodium	5000	4670		mg/Kg		93	90 - 112
Thallium	200	174		mg/Kg		87	84 - 110
Zinc	50.0	43.2		mg/Kg		86	76 - 114

Lab Sample ID: LCS 280-243445/2-A
Matrix: Solid
Analysis Batch: 244042

Client Sample ID: Lab Control Sample
Prep Type: Total/NA
Prep Batch: 243445

Analyte	Spike Added	LCS Result	LCS Qualifier	Unit	D	%Rec	%Rec. Limits
Barium	200	180		mg/Kg		90	87 - 112
Beryllium	5.00	4.50		mg/Kg		90	84 - 114
Boron	100	92.5		mg/Kg		92	80 - 120
Cadmium	10.0	9.04		mg/Kg		90	87 - 110
Copper	25.0	23.1		mg/Kg		93	88 - 110
Iron	100	93.9		mg/Kg		94	87 - 120
Manganese	50.0	44.4		mg/Kg		89	88 - 110
Nickel	50.0	44.3		mg/Kg		89	87 - 110
Vanadium	50.0	43.8		mg/Kg		88	88 - 110

Lab Sample ID: LCS 280-243445/2-A
Matrix: Solid
Analysis Batch: 244470

Client Sample ID: Lab Control Sample
Prep Type: Total/NA
Prep Batch: 243445

Analyte	Spike Added	LCS Result	LCS Qualifier	Unit	D	%Rec	%Rec. Limits
Magnesium	5000	4580		mg/Kg		92	90 - 110
Silver	5.00	4.86		mg/Kg		97	87 - 114

Lab Sample ID: 280-59981-1 MS
Matrix: Solid
Analysis Batch: 243797

Client Sample ID: RUBBLE PILE
Prep Type: Total/NA
Prep Batch: 243445

Analyte	Sample Result	Sample Qualifier	Spike Added	MS Result	MS Qualifier	Unit	D	%Rec	%Rec. Limits
Aluminum	5800		205	9290	4	mg/Kg	☼	1705	50 - 200
Antimony	ND		51.3	25.3		mg/Kg	☼	49	20 - 200
Arsenic	3.9		103	85.4		mg/Kg	☼	79	76 - 111
Calcium	17000	B	5130	26000	F1	mg/Kg	☼	178	43 - 165
Chromium	9.2		20.5	27.2		mg/Kg	☼	88	70 - 200
Cobalt	3.5		51.3	43.1		mg/Kg	☼	77	72 - 106
Lead	26		51.3	63.4		mg/Kg	☼	73	70 - 200
Potassium	1400		5130	6360		mg/Kg	☼	96	56 - 172
Selenium	ND		205	162		mg/Kg	☼	79	76 - 104
Silver	ND		5.13	4.75		mg/Kg	☼	92	75 - 141
Sodium	1500		5130	5260	F1	mg/Kg	☼	73	78 - 111
Thallium	ND		205	154	F1	mg/Kg	☼	75	78 - 101
Zinc	36		51.3	76.9		mg/Kg	☼	79	70 - 200

Method: 6010B - Metals (ICP) (Continued)

Lab Sample ID: 280-59981-1 MS
Matrix: Solid
Analysis Batch: 244042

Client Sample ID: RUBBLE PILE
Prep Type: Total/NA
Prep Batch: 243445

Analyte	Sample Result	Sample Qualifier	Spike Added	MS Result	MS Qualifier	Unit	D	%Rec	%Rec. Limits
Barium	85	B	205	252		mg/Kg	☼	81	52 - 159
Beryllium	0.24	J	5.13	4.49		mg/Kg	☼	83	72 - 105
Boron	7.3	J	103	95.8		mg/Kg	☼	86	80 - 120
Cadmium	0.18	J	10.3	8.87		mg/Kg	☼	85	40 - 130
Copper	9.7		25.7	31.8		mg/Kg	☼	86	37 - 187
Iron	10000		103	10200	4	mg/Kg	☼	212	70 - 200
Manganese	250		51.3	309	4	mg/Kg	☼	105	40 - 200
Nickel	9.0		51.3	50.0		mg/Kg	☼	80	61 - 126
Vanadium	20		51.3	67.2		mg/Kg	☼	93	50 - 169

Lab Sample ID: 280-59981-1 MS
Matrix: Solid
Analysis Batch: 244470

Client Sample ID: RUBBLE PILE
Prep Type: Total/NA
Prep Batch: 243445

Analyte	Sample Result	Sample Qualifier	Spike Added	MS Result	MS Qualifier	Unit	D	%Rec	%Rec. Limits
Magnesium	3700	B	5130	8410		mg/Kg	☼	91	64 - 145

Lab Sample ID: 280-59981-1 MSD
Matrix: Solid
Analysis Batch: 243797

Client Sample ID: RUBBLE PILE
Prep Type: Total/NA
Prep Batch: 243445

Analyte	Sample Result	Sample Qualifier	Spike Added	MSD Result	MSD Qualifier	Unit	D	%Rec	%Rec. Limits	RPD	RPD Limit
Aluminum	5800		181	8890	4	mg/Kg	☼	1720	50 - 200	4	20
Antimony	ND		45.1	21.0		mg/Kg	☼	46	20 - 200	19	20
Arsenic	3.9		90.3	75.4		mg/Kg	☼	79	76 - 111	13	20
Calcium	17000	B	4510	18700	F1 F2	mg/Kg	☼	41	43 - 165	33	20
Chromium	9.2		18.1	25.9		mg/Kg	☼	92	70 - 200	5	20
Cobalt	3.5		45.1	38.3		mg/Kg	☼	77	72 - 106	12	20
Lead	26		45.1	65.3		mg/Kg	☼	87	70 - 200	3	20
Potassium	1400		4510	5910		mg/Kg	☼	99	56 - 172	7	20
Selenium	ND		181	141		mg/Kg	☼	78	76 - 104	14	20
Silver	ND		4.51	4.20		mg/Kg	☼	93	75 - 141	12	20
Sodium	1500		4510	4430	F1	mg/Kg	☼	64	78 - 111	17	20
Thallium	ND		181	135	F1	mg/Kg	☼	75	78 - 101	14	20
Zinc	36		45.1	74.9		mg/Kg	☼	86	70 - 200	3	20

Lab Sample ID: 280-59981-1 MSD
Matrix: Solid
Analysis Batch: 244042

Client Sample ID: RUBBLE PILE
Prep Type: Total/NA
Prep Batch: 243445

Analyte	Sample Result	Sample Qualifier	Spike Added	MSD Result	MSD Qualifier	Unit	D	%Rec	%Rec. Limits	RPD	RPD Limit
Barium	85	B	181	233		mg/Kg	☼	82	52 - 159	8	20
Beryllium	0.24	J	4.51	3.91		mg/Kg	☼	81	72 - 105	14	20
Boron	7.3	J	90.3	84.5		mg/Kg	☼	86	80 - 120	13	20
Cadmium	0.18	J	9.03	7.69		mg/Kg	☼	83	40 - 130	14	20
Copper	9.7		22.6	29.0		mg/Kg	☼	85	37 - 187	9	20
Iron	10000		90.3	11100	4	mg/Kg	☼	1166	70 - 200	8	20
Manganese	250		45.1	315	4	mg/Kg	☼	133	40 - 200	2	20
Nickel	9.0		45.1	44.7		mg/Kg	☼	79	61 - 126	11	20

Method: 6010B - Metals (ICP) (Continued)

Lab Sample ID: 280-59981-1 MSD — **Client Sample ID: RUBBLE PILE**
Matrix: Solid — **Prep Type: Total/NA**
Analysis Batch: 244042 — **Prep Batch: 243445**

Analyte	Sample Result	Sample Qualifier	Spike Added	MSD Result	MSD Qualifier	Unit	D	%Rec	%Rec. Limits	RPD	RPD Limit
Vanadium	20		45.1	61.7		mg/Kg	☼	93	50 - 169	9	20

Lab Sample ID: 280-59981-1 MSD — **Client Sample ID: RUBBLE PILE**
Matrix: Solid — **Prep Type: Total/NA**
Analysis Batch: 244470 — **Prep Batch: 243445**

Analyte	Sample Result	Sample Qualifier	Spike Added	MSD Result	MSD Qualifier	Unit	D	%Rec	%Rec. Limits	RPD	RPD Limit
Magnesium	3700	B	4510	7930		mg/Kg	☼	93	64 - 145	6	20

Method: 7471A - Mercury (CVAA)

Lab Sample ID: MB 280-243585/1-A — **Client Sample ID: Method Blank**
Matrix: Solid — **Prep Type: Total/NA**
Analysis Batch: 243867 — **Prep Batch: 243585**

Analyte	MB Result	MB Qualifier	RL	MDL	Unit	D	Prepared	Analyzed	Dil Fac
Mercury	ND		0.017	0.0055	mg/Kg		09/17/14 10:30	09/18/14 08:49	1

Lab Sample ID: LCS 280-243585/2-A — **Client Sample ID: Lab Control Sample**
Matrix: Solid — **Prep Type: Total/NA**
Analysis Batch: 243867 — **Prep Batch: 243585**

Analyte	Spike Added	LCS Result	LCS Qualifier	Unit	D	%Rec	%Rec. Limits
Mercury	0.417	0.438		mg/Kg		105	87 - 111

Lab Sample ID: 280-59981-1 MS — **Client Sample ID: RUBBLE PILE**
Matrix: Solid — **Prep Type: Total/NA**
Analysis Batch: 243867 — **Prep Batch: 243585**

Analyte	Sample Result	Sample Qualifier	Spike Added	MS Result	MS Qualifier	Unit	D	%Rec	%Rec. Limits
Mercury	1.6		0.422	2.03		mg/Kg	☼	103	87 - 111

Lab Sample ID: 280-59981-1 MSD — **Client Sample ID: RUBBLE PILE**
Matrix: Solid — **Prep Type: Total/NA**
Analysis Batch: 243867 — **Prep Batch: 243585**

Analyte	Sample Result	Sample Qualifier	Spike Added	MSD Result	MSD Qualifier	Unit	D	%Rec	%Rec. Limits	RPD	RPD Limit
Mercury	1.6		0.429	3.16	F1 F2	mg/Kg	☼	366	87 - 111	44	20

Method: Moisture - Percent Moisture

Lab Sample ID: 280-59981-1 DU — **Client Sample ID: RUBBLE PILE**
Matrix: Solid — **Prep Type: Total/NA**
Analysis Batch: 243553

Analyte	Sample Result	Sample Qualifier	DU Result	DU Qualifier	Unit	D	RPD	RPD Limit
Percent Moisture	4.5		4.5		%		1	20
Percent Solids	95		96		%		0.05	20

GC/MS Semi VOA

Prep Batch: 243388

Lab Sample ID	Client Sample ID	Prep Type	Matrix	Method	Prep Batch
280-59981-1	RUBBLE PILE	Total/NA	Solid	3550C	
280-59981-1 MS	RUBBLE PILE	Total/NA	Solid	3550C	
280-59981-1 MSD	RUBBLE PILE	Total/NA	Solid	3550C	
280-59981-2	STILL SUPPORT	Total/NA	Solid	3550C	
LCS 280-243388/2-A	Lab Control Sample	Total/NA	Solid	3550C	
MB 280-243388/1-A	Method Blank	Total/NA	Solid	3550C	

Analysis Batch: 243844

Lab Sample ID	Client Sample ID	Prep Type	Matrix	Method	Prep Batch
280-59981-1	RUBBLE PILE	Total/NA	Solid	8270C	243388
280-59981-1 MS	RUBBLE PILE	Total/NA	Solid	8270C	243388
280-59981-1 MSD	RUBBLE PILE	Total/NA	Solid	8270C	243388
280-59981-2	STILL SUPPORT	Total/NA	Solid	8270C	243388
LCS 280-243388/2-A	Lab Control Sample	Total/NA	Solid	8270C	243388
MB 280-243388/1-A	Method Blank	Total/NA	Solid	8270C	243388

Metals

Prep Batch: 243445

Lab Sample ID	Client Sample ID	Prep Type	Matrix	Method	Prep Batch
280-59981-1	RUBBLE PILE	Total/NA	Solid	3050B	
280-59981-1 MS	RUBBLE PILE	Total/NA	Solid	3050B	
280-59981-1 MSD	RUBBLE PILE	Total/NA	Solid	3050B	
280-59981-2	STILL SUPPORT	Total/NA	Solid	3050B	
LCS 280-243445/2-A	Lab Control Sample	Total/NA	Solid	3050B	
MB 280-243445/1-A	Method Blank	Total/NA	Solid	3050B	

Prep Batch: 243585

Lab Sample ID	Client Sample ID	Prep Type	Matrix	Method	Prep Batch
280-59981-1	RUBBLE PILE	Total/NA	Solid	7471A	
280-59981-1 MS	RUBBLE PILE	Total/NA	Solid	7471A	
280-59981-1 MSD	RUBBLE PILE	Total/NA	Solid	7471A	
280-59981-2	STILL SUPPORT	Total/NA	Solid	7471A	
LCS 280-243585/2-A	Lab Control Sample	Total/NA	Solid	7471A	
MB 280-243585/1-A	Method Blank	Total/NA	Solid	7471A	

Analysis Batch: 243797

Lab Sample ID	Client Sample ID	Prep Type	Matrix	Method	Prep Batch
280-59981-1	RUBBLE PILE	Total/NA	Solid	6010B	243445
280-59981-1 MS	RUBBLE PILE	Total/NA	Solid	6010B	243445
280-59981-1 MSD	RUBBLE PILE	Total/NA	Solid	6010B	243445
280-59981-2	STILL SUPPORT	Total/NA	Solid	6010B	243445
280-59981-2	STILL SUPPORT	Total/NA	Solid	6010B	243445
LCS 280-243445/2-A	Lab Control Sample	Total/NA	Solid	6010B	243445
MB 280-243445/1-A	Method Blank	Total/NA	Solid	6010B	243445

Analysis Batch: 243867

Lab Sample ID	Client Sample ID	Prep Type	Matrix	Method	Prep Batch
280-59981-1	RUBBLE PILE	Total/NA	Solid	7471A	243585
280-59981-1 MS	RUBBLE PILE	Total/NA	Solid	7471A	243585

Metals (Continued)

Analysis Batch: 243867 (Continued)

Lab Sample ID	Client Sample ID	Prep Type	Matrix	Method	Prep Batch
280-59981-1 MSD	RUBBLE PILE	Total/NA	Solid	7471A	243585
280-59981-2	STILL SUPPORT	Total/NA	Solid	7471A	243585
LCS 280-243585/2-A	Lab Control Sample	Total/NA	Solid	7471A	243585
MB 280-243585/1-A	Method Blank	Total/NA	Solid	7471A	243585

Analysis Batch: 244042

Lab Sample ID	Client Sample ID	Prep Type	Matrix	Method	Prep Batch
280-59981-1	RUBBLE PILE	Total/NA	Solid	6010B	243445
280-59981-1 MS	RUBBLE PILE	Total/NA	Solid	6010B	243445
280-59981-1 MSD	RUBBLE PILE	Total/NA	Solid	6010B	243445
280-59981-2	STILL SUPPORT	Total/NA	Solid	6010B	243445
LCS 280-243445/2-A	Lab Control Sample	Total/NA	Solid	6010B	243445
MB 280-243445/1-A	Method Blank	Total/NA	Solid	6010B	243445

Analysis Batch: 244470

Lab Sample ID	Client Sample ID	Prep Type	Matrix	Method	Prep Batch
280-59981-1	RUBBLE PILE	Total/NA	Solid	6010B	243445
280-59981-1 MS	RUBBLE PILE	Total/NA	Solid	6010B	243445
280-59981-1 MSD	RUBBLE PILE	Total/NA	Solid	6010B	243445
280-59981-2	STILL SUPPORT	Total/NA	Solid	6010B	243445
LCS 280-243445/2-A	Lab Control Sample	Total/NA	Solid	6010B	243445
MB 280-243445/1-A	Method Blank	Total/NA	Solid	6010B	243445

General Chemistry

Analysis Batch: 243553

Lab Sample ID	Client Sample ID	Prep Type	Matrix	Method	Prep Batch
280-59981-1	RUBBLE PILE	Total/NA	Solid	Moisture	
280-59981-1 DU	RUBBLE PILE	Total/NA	Solid	Moisture	
280-59981-2	STILL SUPPORT	Total/NA	Solid	Moisture	

Lab Chronicle

Client: Trihydro Corporation
Project/Site: Yttrium Concrete - Supplemental Sampling

TestAmerica Job ID: 280-59981-1

Client Sample ID: RUBBLE PILE

Lab Sample ID: 280-59981-1

Date Collected: 09/12/14 14:00
Matrix: Solid
Date Received: 09/13/14 09:25
Percent Solids: 95.5

Prep Type	Batch Type	Batch Method	Run	Dil Factor	Initial Amount	Final Amount	Batch Number	Prepared or Analyzed	Analyst	Lab
Total/NA	Prep	3550C			30.2 g	1 mL	243388	09/15/14 22:25	EJP	TAL DEN
Total/NA	Analysis	8270C		4	30.2 g	1 mL	243844	09/18/14 19:07	DCK	TAL DEN
Total/NA	Prep	3050B			1.06 g	100 mL	243445	09/16/14 14:30	WAW	TAL DEN
Total/NA	Analysis	6010B		1	1.06 g	100 mL	243797	09/17/14 19:42	LLB	TAL DEN
Total/NA	Prep	3050B			1.06 g	100 mL	243445	09/16/14 14:30	WAW	TAL DEN
Total/NA	Analysis	6010B		1	1.06 g	100 mL	244042	09/18/14 13:58	SJS	TAL DEN
Total/NA	Prep	3050B			1.06 g	100 mL	243445	09/16/14 14:30	WAW	TAL DEN
Total/NA	Analysis	6010B		1	1.06 g	100 mL	244470	09/22/14 13:40	LLB	TAL DEN
Total/NA	Prep	7471A			0.66 g	50 mL	243585	09/17/14 10:30	CGG	TAL DEN
Total/NA	Analysis	7471A		10	0.66 g	50 mL	243867	09/18/14 08:56	CGG	TAL DEN
Total/NA	Analysis	Moisture		1			243553	09/16/14 18:51	AJS	TAL DEN

Client Sample ID: STILL SUPPORT

Lab Sample ID: 280-59981-2

Date Collected: 09/12/14 14:30
Matrix: Solid
Date Received: 09/13/14 09:25
Percent Solids: 89.2

Prep Type	Batch Type	Batch Method	Run	Dil Factor	Initial Amount	Final Amount	Batch Number	Prepared or Analyzed	Analyst	Lab
Total/NA	Prep	3550C			31.8 g	1 mL	243388	09/15/14 22:25	EJP	TAL DEN
Total/NA	Analysis	8270C		20	31.8 g	1 mL	243844	09/18/14 20:39	DCK	TAL DEN
Total/NA	Prep	3050B			1.06 g	100 mL	243445	09/16/14 14:30	WAW	TAL DEN
Total/NA	Analysis	6010B		10	1.06 g	100 mL	243797	09/17/14 19:52	LLB	TAL DEN
Total/NA	Prep	3050B			1.06 g	100 mL	243445	09/16/14 14:30	WAW	TAL DEN
Total/NA	Analysis	6010B		1	1.06 g	100 mL	243797	09/18/14 04:15	LLB	TAL DEN
Total/NA	Prep	3050B			1.06 g	100 mL	243445	09/16/14 14:30	WAW	TAL DEN
Total/NA	Analysis	6010B		1	1.06 g	100 mL	244042	09/18/14 14:08	SJS	TAL DEN
Total/NA	Prep	3050B			1.06 g	100 mL	243445	09/16/14 14:30	WAW	TAL DEN
Total/NA	Analysis	6010B		1	1.06 g	100 mL	244470	09/22/14 13:50	LLB	TAL DEN
Total/NA	Prep	7471A			0.63 g	50 mL	243585	09/17/14 10:30	CGG	TAL DEN
Total/NA	Analysis	7471A		1	0.63 g	50 mL	243867	09/18/14 09:03	CGG	TAL DEN
Total/NA	Analysis	Moisture		1			243553	09/16/14 18:51	AJS	TAL DEN

Laboratory References:

TAL DEN = TestAmerica Denver, 4955 Yarrow Street, Arvada, CO 80002, TEL (303)736-0100

Login Sample Receipt Checklist

Client: Trihydro Corporation

Job Number: 280-59981-1

Login Number: 59981

List Source: TestAmerica Denver

List Number: 1

Creator: Soto, Mayra A

Question	Answer	Comment
Radioactivity wasn't checked or is </= background as measured by a survey meter.	N/A	
The cooler's custody seal, if present, is intact.	True	
Sample custody seals, if present, are intact.	True	
The cooler or samples do not appear to have been compromised or tampered with.	True	
Samples were received on ice.	True	
Cooler Temperature is acceptable.	True	
Cooler Temperature is recorded.	True	
COC is present.	True	
COC is filled out in ink and legible.	True	
COC is filled out with all pertinent information.	True	
Is the Field Sampler's name present on COC?	False	
There are no discrepancies between the containers received and the COC.	True	
Samples are received within Holding Time.	True	
Sample containers have legible labels.	True	
Containers are not broken or leaking.	True	
Sample collection date/times are provided.	True	
Appropriate sample containers are used.	True	
Sample bottles are completely filled.	True	
Sample Preservation Verified.	True	
There is sufficient vol. for all requested analyses, incl. any requested MS/MSDs	True	
Containers requiring zero headspace have no headspace or bubble is <6mm (1/4").	N/A	
Multiphasic samples are not present.	True	
Samples do not require splitting or compositing.	True	
Residual Chlorine Checked.	N/A	

Chain of Custody Record

TAL-4124-280 (0505)

280-59981 Chain of Custody

Sampler ID _____

Temperature on Receipt _____

Drinking Water? Yes ☐ No ☐

TestAmerica
THE LEADER IN ENVIRONMENTAL TESTING

Client: Trihydro	Project Manager: Kurt Tuggle	Date: 9/12/14	Chain of Custody Number: 185679
Address: 1252 Commerce Dr	Telephone Number (Area Code)/Fax Number: 307-745-7474/307-745-7729	Lab Number	Page 1 of 1
City: Laramie / State: WY / Zip Code: 82070	Site Contact: Kurt Tuggle	Lab Contact: Donna Rydberg	Analysis (Attach list if more space is needed)
Project Name and Location (State): Yttrium Plant Laramie WY	Carrier/Waybill Number		
Contract/Purchase Order/Quote No.: 28012212			

Sample I.D. No. and Description (Containers for each sample may be combined on one line)	Date	Time	Matrix: Air	Aqueous	Sed	Soil	Containers & Preservatives: Unpres.	H2SO4	HNO3	HCl	NaOH	ZnAc/NaOH	SVOC (8270)	Metals (6010B)	Mercury (7471A)	Special Instructions/ Conditions of Receipt
Rubble pile	9/12/14	1400				X	X						X	X	X	Extra sample
Still support	9/12/14	1430				X	X						X	X	X	Extra sample

Possible Hazard Identification
☒ Non-Hazard ☐ Flammable ☐ Skin Irritant ☐ Poison B ☐ Unknown

Sample Disposal
☐ Return To Client ☒ Disposal By Lab ☐ Archive For _____ Months
(A fee may be assessed if samples are retained longer than 1 month)

Turn Around Time Required
☐ 24 Hours ☐ 48 Hours ☐ 7 Days ☐ 14 Days ☐ 21 Days ☒ Other Standard

QC Requirements (Specify)

1. Relinquished By: Ryan Athay	Date: 9/12/14	Time: 1500	1. Received By: Mayra A Soto	Date: 9/15/14	Time: 925
2. Relinquished By	Date	Time	2. Received By	Date	Time
3. Relinquished By	Date	Time	3. Received By	Date	Time

9/13/14 MS 9/15/14

Comments

DISTRIBUTION: WHITE - Returned to Client with Report; CANARY - Stays with the Sample; PINK - Field Copy

Transfer by MS. 0.8 AR6 + 0 9/13/14

TestAmerica

THE LEADER IN ENVIRONMENTAL TESTING

ANALYTICAL REPORT

TestAmerica Laboratories, Inc.
TestAmerica Denver
4955 Yarrow Street
Arvada, CO 80002
Tel: (303)736-0100

TestAmerica Job ID: 280-59981-2
Client Project/Site: Yttrium Concrete - Supplemental Sampling

For:
Trihydro Corporation
1252 Commerce Drive
Laramie, Wyoming 82070

Attn: Ms. Christina M Hiegel

Donna Rydberg

Authorized for release by:
10/3/2014 1:25:32 PM

Donna Rydberg, Senior Project Manager
(303)736-0192
donna.rydberg@testamericainc.com

LINKS

Review your project results through TotalAccess

Have a Question? Ask The Expert

Visit us at: www.testamericainc.com

The test results in this report meet all 2003 NELAC and 2009 TNI requirements for accredited parameters, exceptions are noted in this report. This report may not be reproduced except in full, and with written approval from the laboratory. For questions please contact the Project Manager at the e-mail address or telephone number listed on this page.

This report has been electronically signed and authorized by the signatory. Electronic signature is intended to be the legally binding equivalent of a traditionally handwritten signature.

Results relate only to the items tested and the sample(s) as received by the laboratory.

Table of Contents

Cover Page 1
Table of Contents 2
Case Narrative 3
Definitions 4
Detection Summary 5
Method Summary 6
Sample Summary 7
Client Sample Results 8
QC Sample Results 9
QC Association 10
Chronicle 11
Receipt Checklists 12
Chain of Custody 13

Job ID: 280-59981-2

Laboratory: TestAmerica Denver

Narrative

CASE NARRATIVE

Client: Trihydro Corporation

Project: Yttrium Concrete - Supplemental Sampling

Report Number: 280-59981-2

With the exceptions noted as flags or footnotes, standard analytical protocols were followed in the analysis of the samples and no problems were encountered or anomalies observed. In addition all laboratory quality control samples were within established control limits, with any exceptions noted below. Each sample was analyzed to achieve the lowest possible reporting limit within the constraints of the method. In some cases, due to interference or analytes present at high concentrations, samples were diluted. For diluted samples, the reporting limits are adjusted relative to the dilution required.

Calculations are performed before rounding to avoid round-off errors in calculated results.

All holding times were met and proper preservation noted for the methods performed on these samples, unless otherwise detailed in the individual sections below.

RECEIPT

The samples were received on 9/13/2014 9:25 AM; the samples arrived in good condition, properly preserved and, where required, on ice. The temperature of the cooler at receipt was 0.8ºC.

The client requested additional testing for TCLP Lead on sample STILL SUPPORT (280-59981-2). This data will be found in this report. All other tests were logged and reported under a separate job.

TCLP METALS

Sample STILL SUPPORT (280-59981-2) was analyzed for TCLP metals in accordance with EPA SW-846 Methods 1311/ 6010B.

No analytical or quality issues were noted, other than those described above or in the Definitions/Glossary page.

Definitions/Glossary

Client: Trihydro Corporation
Project/Site: Yttrium Concrete - Supplemental Sampling

TestAmerica Job ID: 280-59981-2

Qualifiers

Metals

Qualifier	Qualifier Description
J	Result is less than the RL but greater than or equal to the MDL and the concentration is an approximate value.

Glossary

Abbreviation	These commonly used abbreviations may or may not be present in this report.
¤	Listed under the "D" column to designate that the result is reported on a dry weight basis
%R	Percent Recovery
CFL	Contains Free Liquid
CNF	Contains no Free Liquid
DER	Duplicate error ratio (normalized absolute difference)
Dil Fac	Dilution Factor
DL, RA, RE, IN	Indicates a Dilution, Re-analysis, Re-extraction, or additional Initial metals/anion analysis of the sample
DLC	Decision level concentration
MDA	Minimum detectable activity
EDL	Estimated Detection Limit
MDC	Minimum detectable concentration
MDL	Method Detection Limit
ML	Minimum Level (Dioxin)
NC	Not Calculated
ND	Not detected at the reporting limit (or MDL or EDL if shown)
PQL	Practical Quantitation Limit
QC	Quality Control
RER	Relative error ratio
RL	Reporting Limit or Requested Limit (Radiochemistry)
RPD	Relative Percent Difference, a measure of the relative difference between two points
TEF	Toxicity Equivalent Factor (Dioxin)
TEQ	Toxicity Equivalent Quotient (Dioxin)

Detection Summary

Client: Trihydro Corporation
Project/Site: Yttrium Concrete - Supplemental Sampling

TestAmerica Job ID: 280-59981-2

Client Sample ID: STILL SUPPORT **Lab Sample ID: 280-59981-2**

Analyte	Result	Qualifier	RL	MDL	Unit	Dil Fac	D	Method	Prep Type
Lead	0.10	J	0.50	0.013	mg/L	1		6010B	TCLP

This Detection Summary does not include radiochemical test results.

Method Summary

Client: Trihydro Corporation
Project/Site: Yttrium Concrete - Supplemental Sampling

TestAmerica Job ID: 280-59981-2

Method	Method Description	Protocol	Laboratory
6010B	Metals (ICP)	SW846	TAL DEN

Protocol References:

SW846 = "Test Methods For Evaluating Solid Waste, Physical/Chemical Methods", Third Edition, November 1986 And Its Updates.

Laboratory References:

TAL DEN = TestAmerica Denver, 4955 Yarrow Street, Arvada, CO 80002, TEL (303)736-0100

Sample Summary

Client: Trihydro Corporation
Project/Site: Yttrium Concrete - Supplemental Sampling

TestAmerica Job ID: 280-59981-2

Lab Sample ID	Client Sample ID	Matrix	Collected	Received
280-59981-2	STILL SUPPORT	Solid	09/12/14 14:30	09/13/14 09:25

Client: Trihydro Corporation
Project/Site: Yttrium Concrete - Supplemental Sampling

TestAmerica Job ID: 280-59981-2

Method: 6010B - Metals (ICP) - TCLP

Client Sample ID: STILL SUPPORT
Date Collected: 09/12/14 14:30
Date Received: 09/13/14 09:25

Lab Sample ID: 280-59981-2
Matrix: Solid

Analyte	Result	Qualifier	RL	MDL	Unit	D	Prepared	Analyzed	Dil Fac
Lead	0.10	J	0.50	0.013	mg/L		10/01/14 14:15	10/02/14 15:36	1

Client: Trihydro Corporation
Project/Site: Yttrium Concrete - Supplemental Sampling

TestAmerica Job ID: 280-59981-2

Method: 6010B - Metals (ICP)

Lab Sample ID: LB 280-245331/1-B
Matrix: Solid
Analysis Batch: 246167

Client Sample ID: Method Blank
Prep Type: TCLP
Prep Batch: 245728

Analyte	LB Result	LB Qualifier	RL	MDL	Unit	D	Prepared	Analyzed	Dil Fac
Lead	ND		0.50	0.013	mg/L		10/01/14 14:15	10/02/14 15:31	1

Lab Sample ID: LCS 280-245331/2-B
Matrix: Solid
Analysis Batch: 246167

Client Sample ID: Lab Control Sample
Prep Type: TCLP
Prep Batch: 245728

Analyte			Spike Added	LCS Result	LCS Qualifier	Unit	D	%Rec	%Rec. Limits		
Lead			5.50	5.16		mg/L		94	80 - 120		

Lab Sample ID: 280-59981-2 MS
Matrix: Solid
Analysis Batch: 246167

Client Sample ID: STILL SUPPORT
Prep Type: TCLP
Prep Batch: 245728

Analyte	Sample Result	Sample Qualifier	Spike Added	MS Result	MS Qualifier	Unit	D	%Rec	%Rec. Limits		
Lead	0.10	J	5.50	5.07		mg/L		90	80 - 120		

Lab Sample ID: 280-59981-2 MSD
Matrix: Solid
Analysis Batch: 246167

Client Sample ID: STILL SUPPORT
Prep Type: TCLP
Prep Batch: 245728

Analyte	Sample Result	Sample Qualifier	Spike Added	MSD Result	MSD Qualifier	Unit	D	%Rec	%Rec. Limits	RPD	RPD Limit
Lead	0.10	J	5.50	5.70		mg/L		102	80 - 120	12	20

QC Association Summary

Client: Trihydro Corporation
Project/Site: Yttrium Concrete - Supplemental Sampling

TestAmerica Job ID: 280-59981-2

Metals

Leach Batch: 245331

Lab Sample ID	Client Sample ID	Prep Type	Matrix	Method	Prep Batch
280-59981-2	STILL SUPPORT	TCLP	Solid	1311	
280-59981-2 MS	STILL SUPPORT	TCLP	Solid	1311	
280-59981-2 MSD	STILL SUPPORT	TCLP	Solid	1311	
LB 280-245331/1-B	Method Blank	TCLP	Solid	1311	
LCS 280-245331/2-B	Lab Control Sample	TCLP	Solid	1311	

Prep Batch: 245728

Lab Sample ID	Client Sample ID	Prep Type	Matrix	Method	Prep Batch
280-59981-2	STILL SUPPORT	TCLP	Solid	3010A	245331
280-59981-2 MS	STILL SUPPORT	TCLP	Solid	3010A	245331
280-59981-2 MSD	STILL SUPPORT	TCLP	Solid	3010A	245331
LB 280-245331/1-B	Method Blank	TCLP	Solid	3010A	245331
LCS 280-245331/2-B	Lab Control Sample	TCLP	Solid	3010A	245331

Analysis Batch: 246167

Lab Sample ID	Client Sample ID	Prep Type	Matrix	Method	Prep Batch
280-59981-2	STILL SUPPORT	TCLP	Solid	6010B	245728
280-59981-2 MS	STILL SUPPORT	TCLP	Solid	6010B	245728
280-59981-2 MSD	STILL SUPPORT	TCLP	Solid	6010B	245728
LB 280-245331/1-B	Method Blank	TCLP	Solid	6010B	245728
LCS 280-245331/2-B	Lab Control Sample	TCLP	Solid	6010B	245728

Lab Chronicle

Client: Trihydro Corporation
Project/Site: Yttrium Concrete - Supplemental Sampling

TestAmerica Job ID: 280-59981-2

Client Sample ID: STILL SUPPORT
Date Collected: 09/12/14 14:30
Date Received: 09/13/14 09:25

Lab Sample ID: 280-59981-2
Matrix: Solid

Prep Type	Batch Type	Batch Method	Run	Dil Factor	Initial Amount	Final Amount	Batch Number	Prepared or Analyzed	Analyst	Lab
TCLP	Leach	1311			1.0 g	1.0 mL	245331	09/29/14 16:23	BMS	TAL DEN
TCLP	Prep	3010A			10 mL	50 mL	245728	10/01/14 14:15	WDS	TAL DEN
TCLP	Analysis	6010B		1	10 mL	50 mL	246167	10/02/14 15:36	SJS	TAL DEN

Laboratory References:

TAL DEN = TestAmerica Denver, 4955 Yarrow Street, Arvada, CO 80002, TEL (303)736-0100

Login Sample Receipt Checklist

Client: Trihydro Corporation

Job Number: 280-59981-2

Login Number: 59981

List Source: TestAmerica Denver

List Number: 1

Creator: Soto, Mayra A

Question	Answer	Comment
Radioactivity wasn't checked or is </= background as measured by a survey meter.	N/A	
The cooler's custody seal, if present, is intact.	True	
Sample custody seals, if present, are intact.	True	
The cooler or samples do not appear to have been compromised or tampered with.	True	
Samples were received on ice.	True	
Cooler Temperature is acceptable.	True	
Cooler Temperature is recorded.	True	
COC is present.	True	
COC is filled out in ink and legible.	True	
COC is filled out with all pertinent information.	True	
Is the Field Sampler's name present on COC?	False	
There are no discrepancies between the containers received and the COC.	True	
Samples are received within Holding Time.	True	
Sample containers have legible labels.	True	
Containers are not broken or leaking.	True	
Sample collection date/times are provided.	True	
Appropriate sample containers are used.	True	
Sample bottles are completely filled.	True	
Sample Preservation Verified.	True	
There is sufficient vol. for all requested analyses, incl. any requested MS/MSDs	True	
Containers requiring zero headspace have no headspace or bubble is <6mm (1/4").	N/A	
Multiphasic samples are not present.	True	
Samples do not require splitting or compositing.	True	
Residual Chlorine Checked.	N/A	

Chain of Custody Record

TAL-4124-280 (0505)

280-59981 Chain of Custody

Sampler ID _____

Temperature on Receipt _____

Drinking Water? Yes ☐ No ☐

TestAmerica
THE LEADER IN ENVIRONMENTAL TESTING

Client: Trihydro	Project Manager: Kurt Tuggle	Date: 9/12/14	Chain of Custody Number: 185679
Address: 1252 Commerce Dr	Telephone Number (Area Code)/Fax Number: 307-745-7474/307-745-7729	Lab Number:	Page 1 of 1
City: Laramie / State: WY / Zip Code: 82070	Site Contact: Kurt Tuggle	Lab Contact: Donna Rydberg	
Project Name and Location (State): Yttrium Plant Laramie WY	Carrier/Waybill Number:		
Contract/Purchase Order/Quote No.: 28012212			

Sample I.D. No. and Description (Containers for each sample may be combined on one line)	Date	Time	Matrix: Air	Aqueous	Sed	Soil	Containers & Preservatives: Unpres.	H2SO4	HNO3	HCl	NaOH	ZnAc/NaOH	Analysis: SVOC (8270)	Metals (6010B)	Mercury (7471A)	Special Instructions/ Conditions of Receipt
Rubble pile	9/12/14	1400				X	X						X	X	X	Extra sample
Still support	9/12/14	1430				X	X						X	X	X	Extra sample

Possible Hazard Identification
☒ Non-Hazard ☐ Flammable ☐ Skin Irritant ☐ Poison B ☐ Unknown

Sample Disposal
☐ Return To Client ☒ Disposal By Lab ☐ Archive For _____ Months
(A fee may be assessed if samples are retained longer than 1 month)

Turn Around Time Required
☐ 24 Hours ☐ 48 Hours ☐ 7 Days ☐ 14 Days ☐ 21 Days ☒ Other Standard

QC Requirements (Specify)

	Date	Time		Date	Time
1. Relinquished By: Ryan Athay	9/12/14	1500	1. Received By: Mayra A Soto	9/13/14 MS 9/15/14	925
2. Relinquished By:			2. Received By:		
3. Relinquished By:			3. Received By:		

Comments

DISTRIBUTION: WHITE - Returned to Client with Report; CANARY - Stays with the Sample; PINK - Field Copy

Transfer by MS. 0.8 AR6 + 0 9/13/14

10/3/2014

APPENDIX C

SITE PHOTOGRAPHS

APPENDIX C. PHOTO LOG
LARAMIE FORMER YTTRIUM PLANT
WYOMING DEPARTMENT OF ENVIRONMENTAL QUALITY, LARAMIE, WYOMING

Soil core from monitoring well LYMW10 from 9 to 13 ft bgs showing contaminated soil near the groundwater table.

Date: 1/15/2014 Location: LYMW10

Augers being pulled from the borehole at monitoring well LYMW14 showing contaminated soil on the outside of the augers.

Date: 1/15/2014 Location: LYMW14

APPENDIX D

2014 WELL LOGS

Log

:**LYMW09**

Trihydro Corporation

Client: **WDEQ VRP Laramie Former Yttrium Plant Laramie, WY**		
Date Started: **1/15/2014**	Date Completed: **1/15/2014**	Permit Number:
Logged By: **Ryan Athey**	Driller: **Shawn Flanegan**	1/4, 1/4, S, T, R:
Drilling Co.: **Drilling Engineers**	Drilling Rig: **CME 75**	Borehole Diameter: **4.25"**
Method: **Hollow stem auger**	Measuring Point Elev. (ft.-msl):	Sample Type: **CME Continuous Core**
Total Depth (ft): **13**	Ground Surface Elev. (ft.-msl): **7139.31**	Location:

N

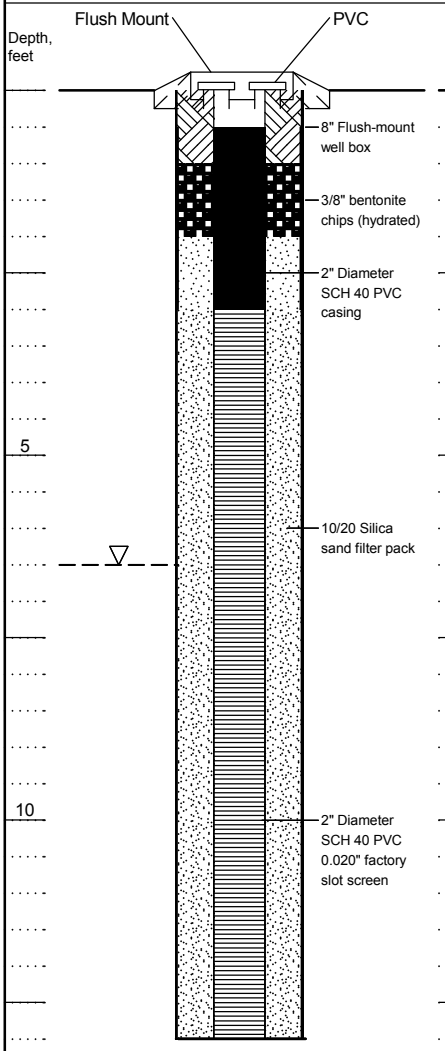

Depth, feet	Graphic Log	TOV Values (ppmv)	Blow Count/ Recovery (inches)	Visual Description
		1.8		Silty sand and gravel, unconsolidated, poorly-sorted, black hydrocarbon-stained
		0.2		Sandy silt with clay, stiff, brown to gray, dense
		0.2		Silty sand, fine-grained, medium brown, moderately-sorted, unconsolidated, moist
		0.5		Sand, medium-grained, light brown, well-sorted, unconsolidated, moist, saturated at 6.5'
		0		
		55		Sand, medium- to coarse-grained, gravel to 1/8" diameter, poorly sorted, unconsolidated, saturated, black hydrocarbon-stained and odor
		345		
		241		
		36.1		
		1.3		Silty sand, very fine-grained, light tan, poorly cemented, well-sorted, dense, stiff
		2.9		
		4.4		

Log

:**LYMW10**

Trihydro CORPORATION

Client:
WDEQ VRP Laramie Former Yttrium Plant Laramie, WY

Date Started:	Date Completed:	Permit Number:
1/15/2014	**1/15/2014**	
Logged By:	Driller:	1/4, 1/4, S, T, R:
Ryan Athey	**Shawn Flanegan**	
Drilling Co.:	Drilling Rig:	Borehole Diameter:
Drilling Engineers	**CME 75**	**4.25"**
Method:	Measuring Point Elev. (ft.-msl):	Sample Type:
Hollow stem auger		**CME Continuous Core**
Total Depth (ft):	Ground Surface Elev. (ft.-msl):	Location:
13	**7139.47**	

N

CONSTRUCTION **SAMPLING DATA** **LITHOLOGY**

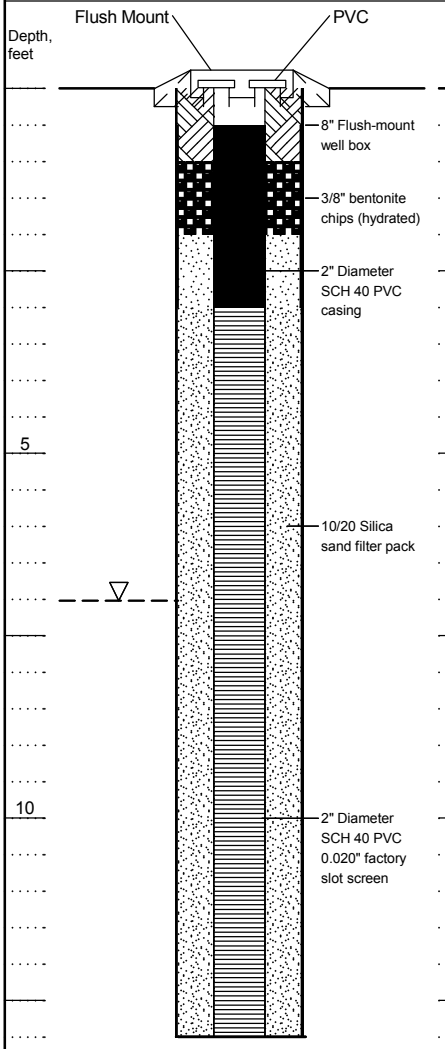

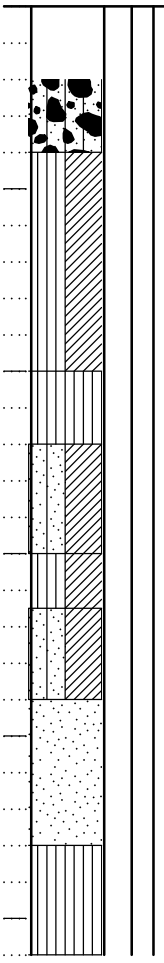

Depth, feet	TOV Values (ppmv)	Blow Count/ Recovery (inches)	Visual Description
	320		Silty sand and gravel, unconsolidated, poorly-sorted, black hydrocarbon-stained
	20.4		Clayey silt, minor amount of sand, dark brown to gray, dense, stiff
	0.4		
5	1.4		Sandy silt, medium brown, iron staining, dense, moist
	1.1		Silty sand with clay, medium brown, iron staining, stiff, saturated at 7'
	0.5		
	572		Clayey silt, minor amount of sand, black hydrocarbon-stained and odor, dense, stiff, saturated
	120		Silty sand with clay, black hydrocarbon-stained and odor, stiff, saturated at 7'
10	803		Sand, medium- to coarse-grained, gravel to 1/8" diameter, poorly sorted, unconsolidated, saturated, black hydrocarbon-stained, sheen and odor at 9.5'
	239		Sandy silt with clay, dense, stiff, moist, black hydrocarbon-stained and odor
	21.1		
	3.3		

Log

:**LYMW11**

Trihydro Corporation

Client: **WDEQ VRP Laramie Former Yttrium Plant Laramie, WY**		
Date Started: **1/15/2014**	Date Completed: **1/15/2014**	Permit Number:
Logged By: **Ryan Athey**	Driller: **Shawn Flanegan**	1/4, 1/4, S, T, R:
Drilling Co.: **Drilling Engineers**	Drilling Rig: **CME 75**	Borehole Diameter: **4.25"**
Method: **Hollow stem auger**	Measuring Point Elev. (ft.-msl):	Sample Type: **CME Continuous Core**
Total Depth (ft): **13**	Ground Surface Elev. (ft.-msl): **7138.88**	Location:

N

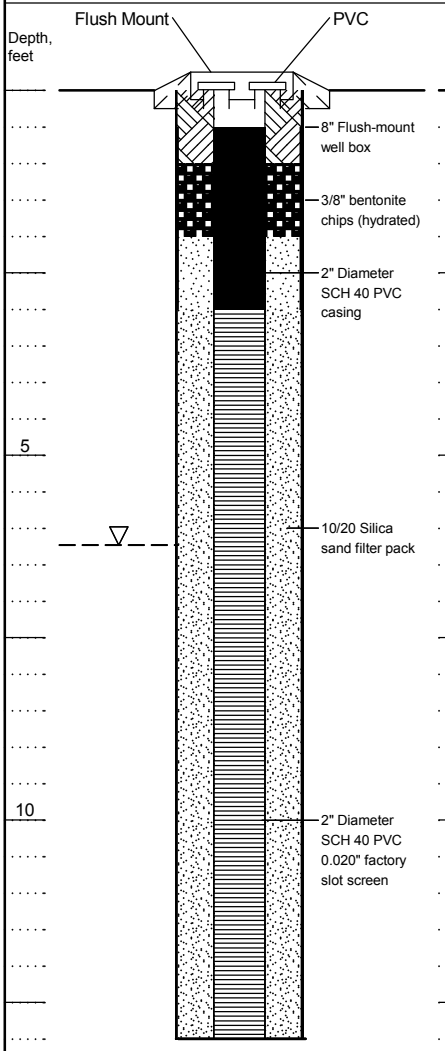

Depth, feet	Graphic Log	TOV Values (ppmv)	Blow Count/ Recovery (inches)	Visual Description
				Sand and gravel, unconsolidated, poorly-sorted
		0.8		Silty clay, minor amount of sand, black hydrocarbon-stained, dense, stiff
		0.4		
		1.8		
5		0.4		Sandy clay and silt, medium brown, dense, moist
		0.8		Silty sand, medium brown, fine- to medium-grained, unconsolidated, moist
		7.5		
		219.6		Sand, fine- to medium-grained, unconsolidated, black hydrocarbon-stained and odor, saturated
		438		Sand, medium- to coarse-grained, gravel to 1/8" diameter, poorly sorted, unconsolidated, saturated, black hydrocarbon-stained and odor
10		190		No recovery
		NR		
		NR		Silty sand, medium brown, fine- to medium-grained, unconsolidated, moist (logged from material stuck to outside of augers)
		42.9		

CONSTRUCTION **SAMPLING DATA** **LITHOLOGY**

Log

:**LYMW12**

Trihydro CORPORATION

Client:
WDEQ VRP Laramie Former Yttrium Plant Laramie, WY

Date Started:	Date Completed:	Permit Number:
1/15/2014	**1/15/2014**	
Logged By:	Driller:	1/4, 1/4, S, T, R:
Ryan Athey	**Shawn Flanegan**	
Drilling Co.:	Drilling Rig:	Borehole Diameter:
Drilling Engineers	**CME 75**	**4.25"**
Method:	Measuring Point Elev. (ft.-msl):	Sample Type:
Hollow stem auger		**CME Continuous Core**
Total Depth (ft):	Ground Surface Elev. (ft.-msl):	Location:
13	**7139.37**	

N

CONSTRUCTION **SAMPLING DATA** **LITHOLOGY**

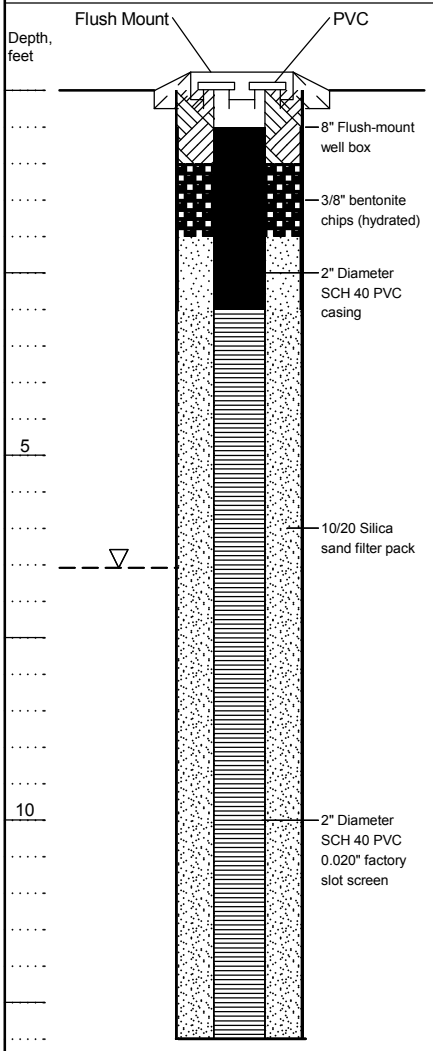

Depth, feet	Graphic Log	TOV Values (ppmv)	Blow Count/ Recovery (inches)	Visual Description
		1.3		Silty sand, light brown, fine-grained, unconsolidated, dense, moist
		1.8		
		1.3		
5		0.7		
		0.5		Sand, fine- to medium-grained, unconsolidated, black hydrocarbon-stained and odor at 6.25', saturated at 6.5'
		0		
		0.2		
		0.2		Sand, medium brown- to coarse-grained, gravel to 1/2" diameter, poorly sorted, unconsolidated, saturated
10		1.8		
		2.8		
		2.3		Silty sand, very fine-grained, light tan, poorly cemented, well-sorted, dense, stiff
		0.6		

Log

:**LYMW13**

Trihydro CORPORATION

Client: **WDEQ VRP Laramie Former Yttrium Plant Laramie, WY**		
Date Started: **1/15/2014**	Date Completed: **1/15/2014**	Permit Number:
Logged By: **Ryan Athey**	Driller: **Shawn Flanegan**	1/4, 1/4, S, T, R:
Drilling Co.: **Drilling Engineers**	Drilling Rig: **CME 75**	Borehole Diameter: **4.25"**
Method: **Hollow stem auger**	Measuring Point Elev. (ft.-msl):	Sample Type: **CME Continuous Core**
Total Depth (ft): **13**	Ground Surface Elev. (ft.-msl): **7139.85**	Location:

N

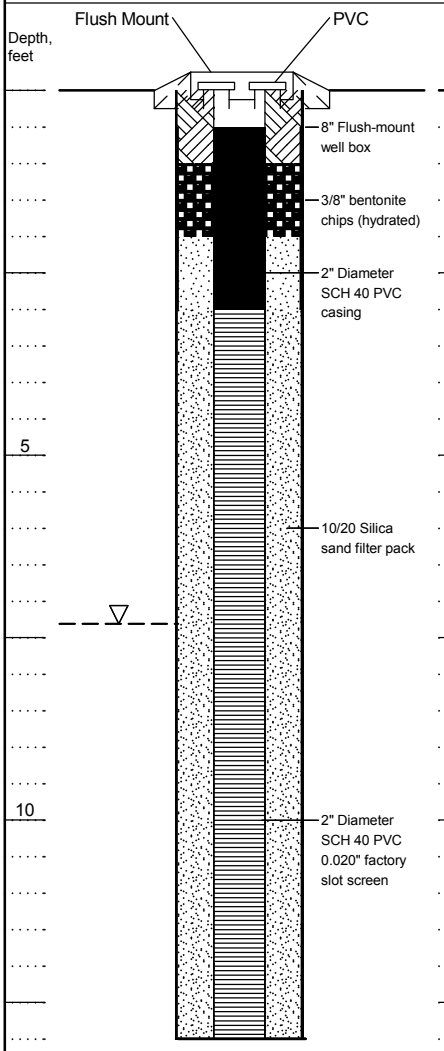

Depth, feet	Graphic Log	TOV Values (ppmv)	Blow Count/ Recovery (inches)	Visual Description
		0		Silty sand and clay, brown
		0		Silty sand and gravel to 1" diameter, brown, poorly-sorted, unconsolidated
		0.3		Silty clay, minor amount of sand, dark brown, black hydrocarbon-stained
		0		Sand with gravel, light brown, poorly-sorted, unconsolidated (no recovery from 4-6', lithology assumed the same based on description above and below)
5		NR		
		NR		
		0.8		No recovery
		NR		
		NR		Sand, medium- to coarse-grained, gravel to 1/2" diameter, poorly sorted, unconsolidated, saturated, black hydrocarbon-stained
10		8.1		Silty to clayey sand, black hydrocarbon-stained, saturated
		1.9		Sand, medium brown - to coarse-grained, gravel to 1/2" diameter, poorly sorted, unconsolidated, saturated
		NR		No recovery
		NR		

CONSTRUCTION **SAMPLING DATA** **LITHOLOGY**

Log

:**LYMW14**

Client:
WDEQ VRP Laramie Former Yttrium Plant Laramie, WY

Date Started:	Date Completed:	Permit Number:
1/15/2014	**1/15/2014**	
Logged By:	Driller:	1/4, 1/4, S, T, R:
Ryan Athey	**Shawn Flanegan**	
Drilling Co.:	Drilling Rig:	Borehole Diameter:
Drilling Engineers	**CME 75**	**4.25"**
Method:	Measuring Point Elev. (ft.-msl):	Sample Type:
Hollow stem auger		**CME Continuous Core**
Total Depth (ft):	Ground Surface Elev. (ft.-msl):	Location:
13	**7138.54**	

N

CONSTRUCTION **SAMPLING DATA** **LITHOLOGY**

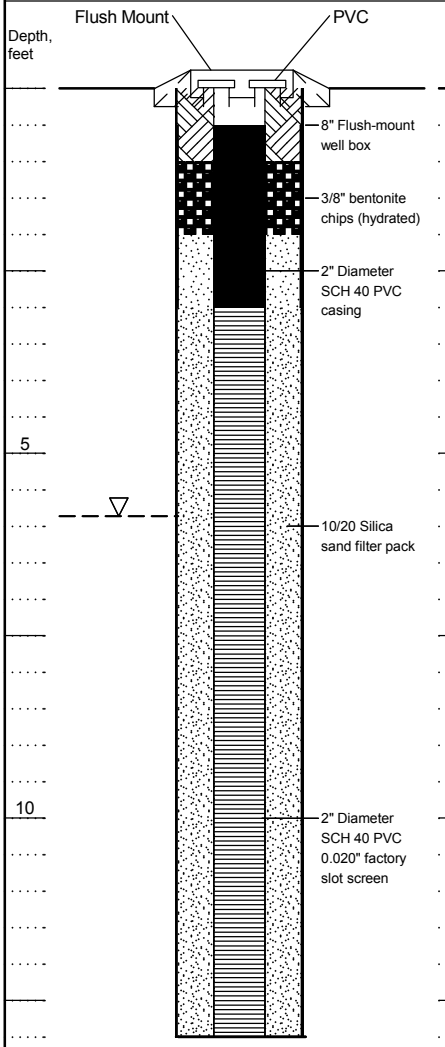

Depth, feet	Graphic Log	TOV Values (ppmv)	Blow Count/ Recovery (inches)	Visual Description
		0.6		Silty sand and clay, black hydrocarbon-stained, pieces of asphalt
		1		Silty sand and gravel to 1" diameter, poorly-sorted, unconsolidated, black hydrocarbon-stained
		1.6		
		1.3		Silty sand, brown, fine- to medium-grained, moderately sorted, saturated at 6.5', minor amount of gravel from 6.5' to 7'
5		1.3		
		58.9		
		270		Sand, medium- to coarse-grained, gravel, moderately-sorted, unconsolidated, saturated, black hydrocarbon-stained and odor, sheen at 8'
		377		
		11.5		Sand, medium- to coarse-grained, gravel to 1/2" diameter, poorly sorted, unconsolidated, saturated
10		2.7		
		4.8		
		4.5		Silty sand, very fine-grained, light tan, poorly cemented, well-sorted, dense, stiff

APPENDIX E

(PLEASE SEE ATTACHED CD)

2014 INVESTIGATION LABORATORY DATA

APPENDIX F

RISK EVALUATION METHODOLOGY FOR PAHs IN SURFACE SOIL

APPENDIX F. RISK EVALUATION METHODOLOGY FOR PAHs IN SURFACE SOIL

APPROACH

Surface soil samples taken from the Yttrium site exhibited concentrations of various Poly-Aromatic Hydrocarbons (PAHs) that in some cases exceeded Regional Screening Levels (RSLs). In order to evaluate the risk posed to human health by the presence of these constituents, their measured concentrations were combined using benzo (a) pyrene (BAP) equivalents; i.e. each measured concentration was multiplied by a toxicity equivalent factor (TEF) and the results were summed for each sample location to provide a BAP equivalent value. The constituents and the associated factors are listed below in Table A1.

TABLE A1.

Constituent	Factor
benzo(a)pyrene	1.0
benzo(a)anthracene	0.1
benzo(b)fluoranthene	0.1
benzo(k)fluoranthene	0.1
chrysene	0.01
dibenzo(a,h)anthracene	0.1
indeno(1,2,3-cd)pyrene	0.1

The resulting BAP equivalents were then used to evaluate risk to human health for potential residents and for construction workers, using the ratio of the concentration to the RSL for BAP (EPA, 2015). As EPA's RSL is designed to limit human cancer risk to no more than $1x10^{-6}$, a ratio of one or less would indicate an acceptable risk, while a ratio greater than one would indicate that the risk is unacceptable. Risk ratios were calculated for each sample location, using an RSL of 0.015 (mg/kg) for potential residential receptors and 0.29 (mg/kg) for construction worker receptors. Average risk to each receptor group for the site overall, was determined by calculating a 95% Upper Confidence Limit (UCL) for the average of the ratios for each group; thus we can be certain with 95% confidence, that the average risk to residents and construction workers is somewhere below the respective UCL.

ANALYSIS

The UCLs initially calculated for both resident and construction worker receptors were well above the target risk value of $1x10^{-6}$; therefore, the calculations were repeated after removing the highest BAP equivalent values. After several iterations of the process, the UCL for construction workers was reduced to $9.9x10^{-7}$ indicating that the risk to construction workers could be reduced to an acceptable level through removal of the surface soil represented by the sample values that were removed from the UCL calculation. Using the same process, the UCL for resident receptors was iteratively reduced until the minimum number of samples (8) for calculating a reliable UCL was reached; at this point, using the lowest 8 ratios, the resulting UCL was $2.9x10^{-6}$, still well in excess of the target value of $1x10^{-6}$, indicating that nearly all of the surface soil on site would need to be removed to achieve an acceptable risk for resident receptors.

RESULTS

The results of the analyses described above are shown graphically in Figure F1 (residential) and Figure F2 (construction worker). Both figures depict in red, sample locations to be removed to obtain the plotted UCL, as well as the target risk ($1x10^{-6}$) which, in the case of the construction worker, is overlain by the UCL.

Sample locations representing surface soil to be removed to achieve acceptable risk for construction worker receptors are: YPSS-19, LYSOC05, LYMW10, YPSS03, YPDS0612, YPDS1408, LYSOC04, YPSS16, LYSOE04, YPSS13, LYSOA04, YPSS12, YPSS09, LYMW09, LYSOE02, LYSOA02, YPSS07, LYSOA03, YPSS11, LYSOB01, LYSOE03, LYSOC03, and LYSOB04. The areas of surface soil represented by these sample locations are shown in Figure 6-1 "Risk-Based Recommended Excavation Area for Surface Soils". As previously stated, nearly all of the surface soil would need to be removed to achieve an acceptable risk for residential receptors.

SUMMARY

The risk to human health for resident and construction worker receptors on the Yttrium site was evaluated by comparing BAP equivalent values at each sample location to EPA's RSL for BAP, creating a risk ratio for each location. The 95% UCL for the average site-wide risk was adjusted downward by removing high ratio values, in an effort to identify locations to remove to achieve an acceptable average risk no greater than $1x10^{-6}$. Removal of the 23 highest values resulted in a 95% UCL of $9.9x10^{-7}$ for the construction worker; however, meeting the acceptable risk level for the residential receptor would require removal of nearly all of the sample locations (i.e. excavation of nearly all the surface soil).

REFERENCES

EPA, 2015 Regional Screening Level (RSL) Summary Table (TR=1E-06, HQ=1) January 2015, United States Environmental Protection Agency, January 2015

FIGURE F1. RISK RATIO USING BENZO(A)PYRENE TOXICITY EQUIVALENT VALUES

RATIO OF CONCENTRATION TO RSL (0.015 mg/kg)

SURFACE SOIL, RECEPTOR: RESIDENTIAL

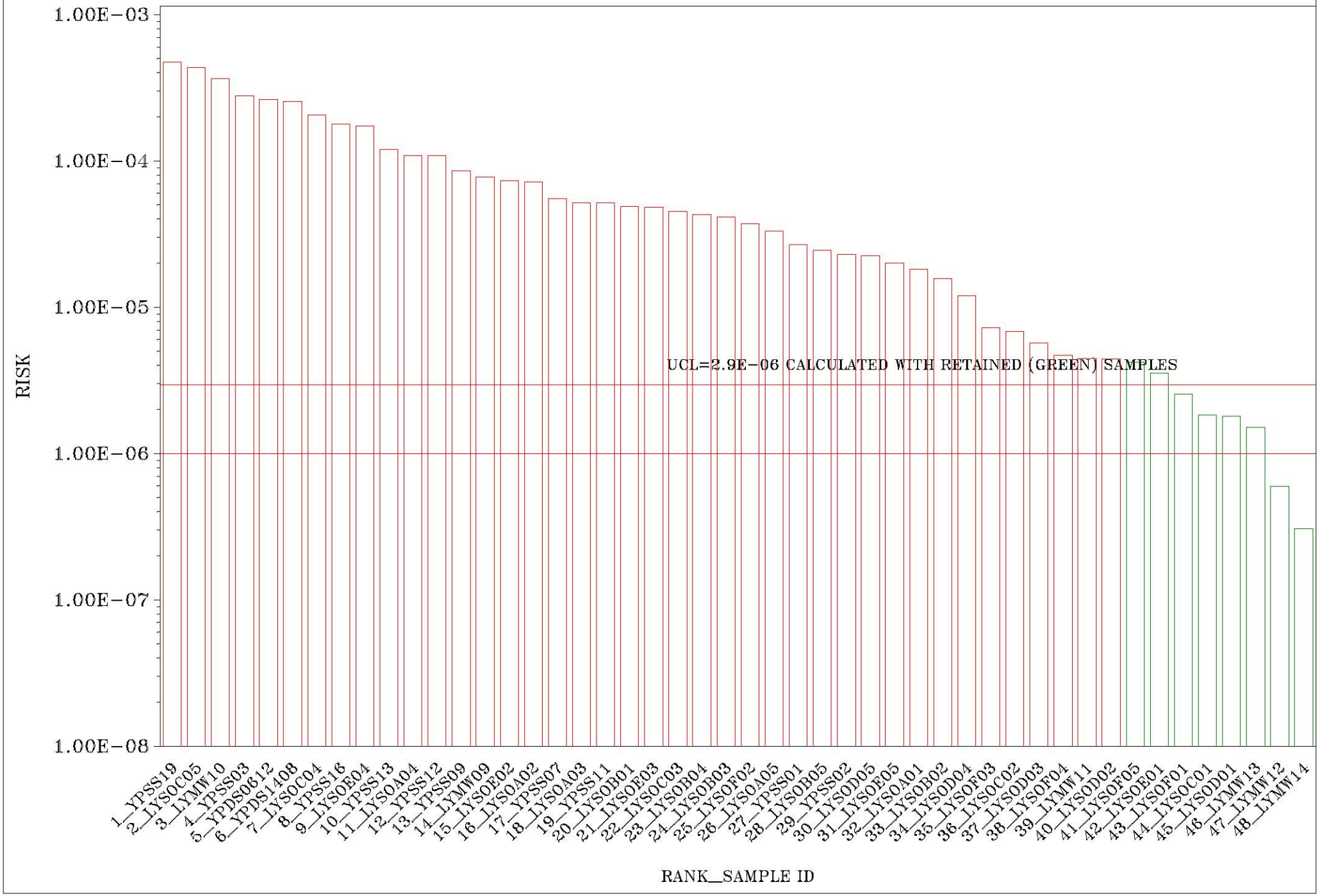

FIGURE F2. RISK RATIO USING BENZO(A)PYRENE TOXICITY EQUIVALENT VALUES

RATIO OF CONCENTRATION TO RSL (0.29 mg/kg)

SURFACE SOIL, RECEPTOR: CONSTRUCTION WORKER

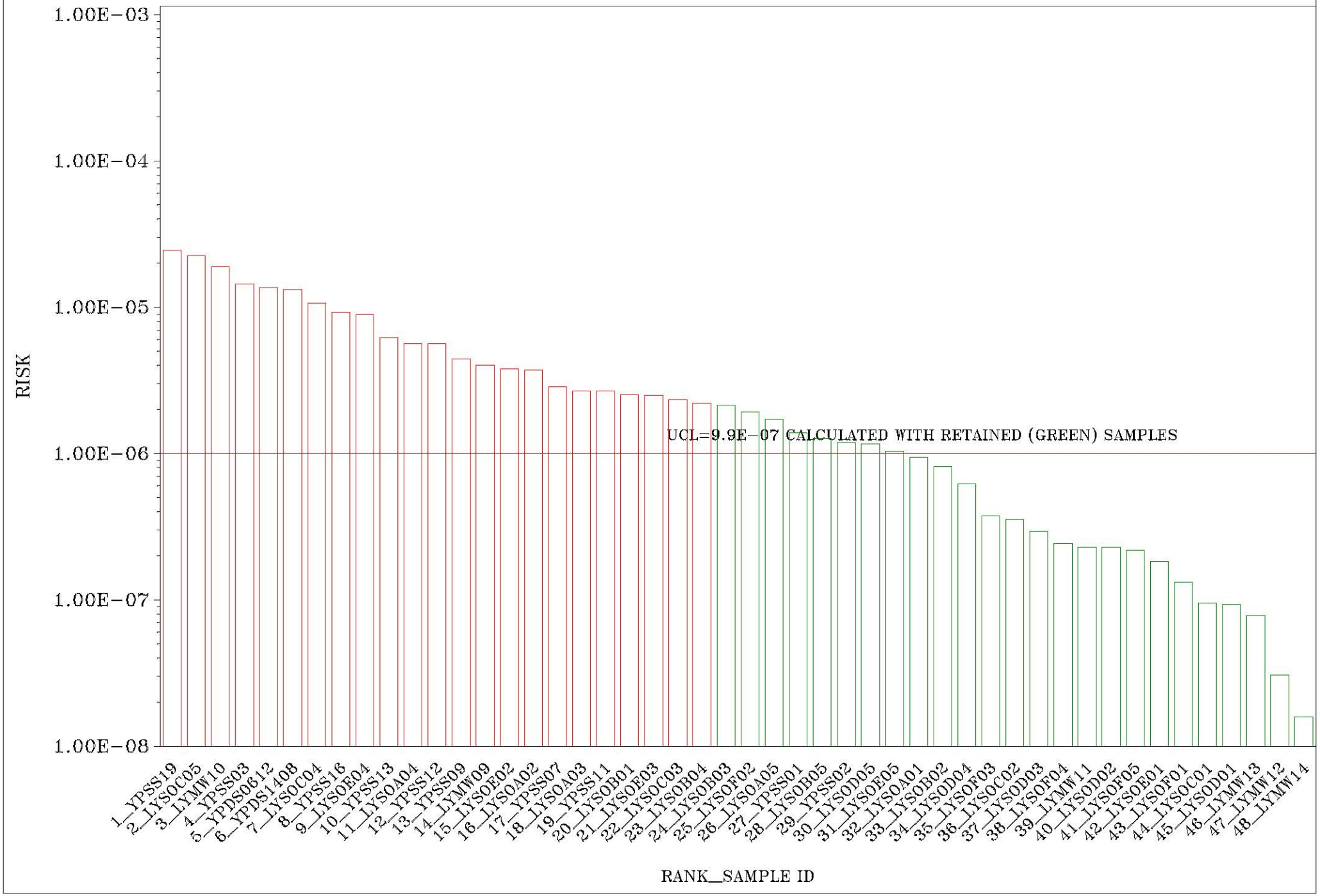

APPENDIX G

ENGINEER'S ESTIMATE

APPENDIX G. RECOMMENDED ALTERNATIVE COST ASSUMPTIONS

Site-specific background values will be identified for arsenic, boron, cobalt, iron, and manganese. The following assumptions are made for each metal:

- Arsenic: background value will be greater than MTGW and risk-based screening levels, so arsenic concentrations will not determine extents of remediation for the purposes of the RAER.
- Boron: background value will be greater than MTGW, but less than risk-based screening levels.
- Cobalt: background value will be greater than MTGW, but less than risk-based screening levels.
- Iron: background value will be greater than MTGW, but less than risk-based screening levels.
- Manganese: background value will be greater than MTGW, but less than risk-based screening levels.

Implementation Assumptions

- Very few utilities onsite to be protected, only pothole four locations to identify utilities.
- Excavate 148,000 sq ft to 1 foot, based on surface soil sampling from 0-0.5 feet.
- Excavate 6,100 sq ft to 6 feet surrounding sample locations LYMW10 and YPDS0111.
- 6,600 bank cu yd proposed for excavation, assume 10% additional volume needs to be excavated based on confirmation sampling for a total of 7,300 bank cubic yards.
- Assume 20% bulking factor for disposal.
- 1,000 cu yd of soil will need to be stabilized in place to avoid generation of hazardous waste, due to lead, mercury, and barium.
- 7,800 cu yd of soil will be non-hazardous without stabilization.
- Transport non-hazardous soil to Laramie Landfill.
- Laramie Landfill will accept non-hazardous soil, where it may be used as daily cover; however, the landfill will charge $53/ton.
- Transport stabilized non-hazardous soil to Colorado landfill.
- Confirmation sampling will be on 31’ x 31’ grids (961 sq ft per grid, based on Fact Sheet 10.)
- Confirmation sampling analytes are metals, PAHs (SIM), TPH-GRO, TPH-DRO ($285/sample).
- Assume 10% of cells excavated further.
- 125’ x 200’ parking lot (25,000 sq ft) will be installed just north of proposed overpass, covering unexcavated surface soil. Cost not included, as it will be part of LRCD office construction. This area will not be capped by low-permeability soil.
- Cap 32,500 sq ft of soil that was not excavated with low-permeability soil (1 foot deep, 1,200 cu yd). Remaining unexcavated area under proposed overpass or parking lot does not need to be capped.
- Excavation areas will be backfilled with low-permeability soil, so remaining impacts exceeding MTGW screening level will be addressed.

APPENDIX G-1. EXCAVATION MIGRATION TO GROUNDWATER ENGINEER'S ESTIMATE
WYOMING DEPARTMENT OF ENVIRONMENTAL QUALITY
LARAMIE FORMER YTTRIUM PLANT, LARAMIE, WYOMING

Bid Item	Description	Units	Quantity		Unit Price		Estimated Price
1 - Preliminary Information							
1a	Locating and Identifying Utilities	SITE	1	$	1,000.00	$	1,000.00
1b	Utility Potholing	EA	4	$	400.00	$	1,600.00
					Subtotal	$	2,600.00
2 - Excavation and Contaminated Soil Disposal							
2a	Surface Soil	BCY	17,700	$	5.00	$	88,500.00
2b	Subsurface Soil	BCY	26,400	$	6.00	$	158,400.00
2c	Soil Stabilization	CY	1,000	$	33.00	$	33,000.00
2d	Hauling - Non-Hazardous	CY	43,100	$	22.00	$	948,200.00
2e	Hauling - Stabilized Non-Hazardous	CY	1,000	$	55.00	$	55,000.00
2f	Disposal - Stabilized Non-Hazardous	TON	1,260	$	27.00	$	34,020.00
2g	Disposal - Non-Hazardous	TON	54,306	$	53.00	$	2,878,218.00
2h	TCLP Metals Analysis	EA	20	$	155.00	$	3,100.00
2i	Import backfill and compact	CY	52,920	$	7.50	$	396,900.00
					Subtotal	$	4,595,338.00
3 - Confirmation Sampling							
3a	Floor Samples	EA	250	$	285.00	$	71,250.00
3b	Sidewall Samples	EA	672	$	285.00	$	191,520.00
3c	QA/QC Samples	EA	184	$	285.00	$	52,554.00
					Subtotal	$	315,324.00
					Subtotal CAPITAL COSTS - Direct	**$**	**4,913,262.00**
4 - Mobilization and Demobilization		L.S.	1	$	491,330.00	$	491,330.00
					Subtotal CAPITAL COSTS	**$**	**5,404,600.00**
5 - Contingency - 15 percent		L.S.	1	$	810,690.00	$	810,690.00
					Total CAPITAL COSTS	**$**	**6,215,300.00**

APPENDIX G-2. EXCAVATION RESIDENTIAL SOIL SCREENING ENGINEER'S ESTIMATE
WYOMING DEPARTMENT OF ENVIRONMENTAL QUALITY
LARAMIE FORMER YTTRIUM PLANT, LARAMIE, WYOMING

Bid Item	Description	Units	Quantity		Unit Price		Estimated Price
1 - Preliminary Information							
1a	Locating and Identifying Utilities	SITE	1	$	1,000.00	$	1,000.00
1b	Utility Potholing	EA	4	$	400.00	$	1,600.00
					Subtotal	$	2,600.00
2 - Excavation and Contaminated Soil Disposal							
2a	Surface Soil	BCY	17,300	$	5.00	$	86,500.00
2b	Subsurface Soil	BCY	1,620	$	6.00	$	9,720.00
2c	Soil Stabilization	CY	1,000	$	33.00	$	33,000.00
2d	Hauling - Non-Hazardous	CY	17,920	$	22.00	$	394,240.00
2e	Hauling - Stabilized Non-Hazardous	CY	1,000	$	55.00	$	55,000.00
2f	Disposal - Stabilized Non-Hazardous	TON	1,260	$	27.00	$	34,020.00
2g	Disposal - Non-Hazardous	TON	22,579	$	53.00	$	1,196,697.60
2h	TCLP Metals Analysis	EA	20	$	155.00	$	3,100.00
2i	Import backfill and compact	CY	22,704	$	7.50	$	170,280.00
					Subtotal	$	1,982,557.60
3 - Confirmation Sampling							
3a	Floor Samples	EA	244	$	285.00	$	69,540.00
3b	Sidewall Samples	EA	447	$	285.00	$	127,395.00
3c	QA/QC Samples	EA	138	$	285.00	$	39,387.00
					Subtotal	$	236,322.00
					Subtotal CAPITAL COSTS - Direct	**$**	**2,221,479.60**
4 - Mobilization and Demobilization		L.S.	1	$	222,150.00	$	222,150.00
					Subtotal CAPITAL COSTS	**$**	**2,443,700.00**
5 - Contingency - 15 percent		L.S.	1	$	366,555.00	$	366,555.00
					Total CAPITAL COSTS	**$**	**2,810,300.00**

APPENDIX G-3. EXCAVATION INDUSTRIAL SOIL SCREENING ENGINEER'S ESTIMATE
WYOMING DEPARTMENT OF ENVIRONMENTAL QUALITY
LARAMIE FORMER YTTRIUM PLANT, LARAMIE, WYOMING

Bid Item	Description	Units	Quantity		Unit Price		Estimated Price
1 - Preliminary Information							
1a	Locating and Identifying Utilities	SITE	1	$	1,000.00	$	1,000.00
1b	Utility Potholing	EA	4	$	400.00	$	1,600.00
					Subtotal	$	2,600.00
2 - Excavation and Contaminated Soil Disposal							
2a	Surface Soil	BCY	5,500	$	5.00	$	27,500.00
2b	Subsurface Soil	BCY	1,120	$	6.00	$	6,720.00
2c	Soil Stabilization	CY	1,000	$	33.00	$	33,000.00
2d	Hauling - Non-Hazardous	CY	5,620	$	22.00	$	123,640.00
2e	Hauling - Stabilized Non-Hazardous	CY	1,000	$	55.00	$	55,000.00
2f	Disposal - Stabilized Non-Hazardous	TON	794	$	27.00	$	21,428.57
2g	Disposal - Non-Hazardous	TON	7,081	$	53.00	$	375,303.60
2h	TCLP Metals Analysis	EA	20	$	155.00	$	3,100.00
2i	Import backfill and compact	CY	7,944	$	7.50	$	59,580.00
					Subtotal	$	705,272.17
3 - Confirmation Sampling							
3a	Floor Samples	EA	209	$	285.00	$	59,565.00
3b	Sidewall Samples	EA	86	$	285.00	$	24,510.00
3c	QA/QC Samples	EA	59	$	285.00	$	16,815.00
					Subtotal	$	100,890.00
					Subtotal CAPITAL COSTS - Direct	**$**	**808,762.17**
4 - Mobilization and Demobilization		L.S.	1	$	80,880.00	$	80,880.00
					Subtotal CAPITAL COSTS	**$**	**889,700.00**
5 - Contingency - 15 percent		L.S.	1	$	133,455.00	$	133,455.00
					Total CAPITAL COSTS	**$**	**1,023,200.00**

APPENDIX G-4. EXCAVATION RISK-BASED INDUSTRIAL SOIL SCREENING ENGINEER'S ESTIMATE
WYOMING DEPARTMENT OF ENVIRONMENTAL QUALITY
LARAMIE FORMER YTTRIUM PLANT, LARAMIE, WYOMING

Bid Item	Description	Units	Quantity		Unit Price		Estimated Price
1 - Preliminary Information							
1a	Locating and Identifying Utilities	SITE	1	$	1,000.00	$	1,000.00
1b	Utility Potholing	EA	4	$	400.00	$	1,600.00
					Subtotal	$	2,600.00
2 - Excavation and Contaminated Soil Disposal							
2a	Surface Soil	BCY	4,660	$	5.00	$	23,300.00
2b	Subsurface Soil	BCY	1,120	$	6.00	$	6,720.00
2c	Soil Stabilization	CY	1,000	$	33.00	$	33,000.00
2d	Hauling - Non-Hazardous	CY	4,780	$	22.00	$	105,160.00
2e	Hauling - Stabilized Non-Hazardous	CY	1,000	$	55.00	$	55,000.00
2f	Disposal - Stabilized Non-Hazardous	TON	794	$	27.00	$	21,428.57
2g	Disposal - Non-Hazardous	TON	6,023	$	53.00	$	319,208.40
2h	TCLP Metals Analysis	EA	20	$	155.00	$	3,100.00
2i	Import backfill and compact	CY	6,936	$	7.50	$	52,020.00
					Subtotal	$	618,936.97
3 - Confirmation Sampling							
3a	Floor Samples	EA	176	$	285.00	$	50,160.00
3b	Sidewall Samples	EA	75	$	285.00	$	21,375.00
3c	QA/QC Samples	EA	50	$	285.00	$	14,307.00
					Subtotal	$	85,842.00
			Subtotal CAPITAL COSTS - Direct			**$**	**707,378.97**
4 - Mobilization and Demobilization		L.S.	1	$	70,740.00	$	70,740.00
			Subtotal CAPITAL COSTS			**$**	**778,200.00**
5 - Contingency - 15 percent		L.S.	1	$	116,730.00	$	116,730.00
			Total CAPITAL COSTS			**$**	**895,000.00**

APPENDIX G-5. CAPPING MIGRATION TO GROUNDWATER SOIL ENGINEER'S ESTIMATE
WYOMING DEPARTMENT OF ENVIRONMENTAL QUALITY
LARAMIE FORMER YTTRIUM PLANT, LARAMIE, WYOMING

Bid Item	Description	Units	Quantity		Unit Price		Estimated Price
1 - Preliminary Information							
1a	Locating and Identifying Utilities	SITE	1	$	1,000.00	$	1,000.00
1b	Utility Potholing	EA	0	$	400.00	$	-
					Subtotal	$	1,000.00
2 - Excavation and Contaminated Soil Disposal							
2a	Surface Soil	BCY	0	$	5.00	$	-
2b	Subsurface Soil	BCY	0	$	6.00	$	-
2c	Soil Stabilization	CY	0	$	33.00	$	-
2d	Hauling - Non-Hazardous	CY	0	$	22.00	$	-
2e	Hauling - Stabilized Non-Hazardous	CY	0	$	55.00	$	-
2f	Disposal - Stabilized Non-Hazardous	TON	0	$	27.00	$	-
2g	TCLP Metals Analysis	EA	0	$	155.00	$	-
2h	Import backfill and compact	CY	0	$	7.50	$	-
					Subtotal	$	-
3 - Confirmation Sampling							
3a	Floor Samples	EA	0	$	285.00	$	-
3b	Sidewall Samples	EA	0	$	285.00	$	-
3c	QA/QC Samples	EA	0	$	285.00	$	-
					Subtotal	$	-
4 - Capping Remaining Soils							
4a	Import Soil	CY	18,000	$	3.50	$	63,000.00
4b	Place and Compact Soil	CY	18,000	$	4.00	$	72,000.00
					Subtotal	$	135,000.00
					Subtotal CAPITAL COSTS - Direct	**$**	**136,000.00**
5 - Mobilization and Demobilization		L.S.	1	$	13,600.00	$	13,600.00
					Subtotal CAPITAL COSTS	**$**	**149,600.00**
6 - Contingency - 15 percent		L.S.	1	$	22,440.00	$	22,440.00
					Total CAPITAL COSTS	**$**	**172,100.00**

APPENDIX G-6. CAPPING RESIDENTIAL SOIL SCREENING ENGINEER'S ESTIMATE
WYOMING DEPARTMENT OF ENVIRONMENTAL QUALITY
LARAMIE FORMER YTTRIUM PLANT, LARAMIE, WYOMING

Bid Item	Description	Units	Quantity		Unit Price		Estimated Price
1 - Preliminary Information							
1a	Locating and Identifying Utilities	SITE	1	$	1,000.00	$	1,000.00
1b	Utility Potholing	EA	0	$	400.00	$	-
					Subtotal	$	1,000.00
2 - Excavation and Contaminated Soil Disposal							
2a	Surface Soil	BCY	0	$	5.00	$	-
2b	Subsurface Soil	BCY	0	$	6.00	$	-
2c	Soil Stabilization	CY	0	$	33.00	$	-
2d	Hauling - Non-Hazardous	CY	0	$	22.00	$	-
2e	Hauling - Stabilized Non-Hazardous	CY	0	$	55.00	$	-
2f	Disposal - Stabilized Non-Hazardous	TON	0	$	27.00	$	-
2g	TCLP Metals Analysis	EA	0	$	155.00	$	-
2h	Import backfill and compact	CY	0	$	7.50	$	-
					Subtotal	$	-
3 - Confirmation Sampling							
3a	Floor Samples	EA	0	$	285.00	$	-
3b	Sidewall Samples	EA	0	$	285.00	$	-
3c	QA/QC Samples	EA	0	$	285.00	$	-
					Subtotal	$	-
4 - Capping Remaining Soils							
4a	Import Soil	CY	18,000	$	3.50	$	63,000.00
4b	Place and Compact Soil	CY	18,000	$	4.00	$	72,000.00
					Subtotal	$	135,000.00
					Subtotal CAPITAL COSTS - Direct	**$**	**136,000.00**
5 - Mobilization and Demobilization		L.S.	1	$	13,600.00	$	13,600.00
					Subtotal CAPITAL COSTS	**$**	**149,600.00**
6 - Contingency - 15 percent		L.S.	1	$	22,440.00	$	22,440.00
					Total CAPITAL COSTS	**$**	**172,100.00**

APPENDIX G-7. CAPPING INDUSTRIAL SOIL SCREENING ENGINEER'S ESTIMATE
WYOMING DEPARTMENT OF ENVIRONMENTAL QUALITY
LARAMIE FORMER YTTRIUM PLANT, LARAMIE, WYOMING

Bid Item	Description	Units	Quantity		Unit Price		Estimated Price
1 - Preliminary Information							
1a	Locating and Identifying Utilities	SITE	1	$	1,000.00	$	1,000.00
1b	Utility Potholing	EA	0	$	400.00	$	-
					Subtotal	$	1,000.00
2 - Excavation and Contaminated Soil Disposal							
2a	Surface Soil	BCY	0	$	5.00	$	-
2b	Subsurface Soil	BCY	0	$	6.00	$	-
2c	Soil Stabilization	CY	0	$	33.00	$	-
2d	Hauling - Non-Hazardous	CY	0	$	22.00	$	-
2e	Hauling - Stabilized Non-Hazardous	CY	0	$	55.00	$	-
2f	Disposal - Stabilized Non-Hazardous	TON	0	$	27.00	$	-
2g	TCLP Metals Analysis	EA	0	$	155.00	$	-
2h	Import backfill and compact	CY	0	$	7.50	$	-
					Subtotal	$	-
3 - Confirmation Sampling							
3a	Floor Samples	EA	0	$	285.00	$	-
3b	Sidewall Samples	EA	0	$	285.00	$	-
3c	QA/QC Samples	EA	0	$	285.00	$	-
					Subtotal	$	-
4 - Capping Remaining Soils							
4a	Import Soil	CY	11,000	$	3.50	$	38,500.00
4b	Place and Compact Soil	CY	11,000	$	4.00	$	44,000.00
					Subtotal	$	82,500.00
					Subtotal CAPITAL COSTS - Direct	**$**	**83,500.00**
5 - Mobilization and Demobilization		L.S.	1	$	8,350.00	$	8,350.00
					Subtotal CAPITAL COSTS	**$**	**91,900.00**
6 - Contingency - 15 percent		L.S.	1	$	13,785.00	$	13,785.00
					Total CAPITAL COSTS	**$**	**105,700.00**

APPENDIX G-8. RECOMMENDED ALTERNATIVE ENGINEER'S ESTIMATE
WYOMING DEPARTMENT OF ENVIRONMENTAL QUALITY
LARAMIE FORMER YTTRIUM PLANT, LARAMIE, WYOMING

Bid Item	Description	Units	Quantity		Unit Price		Estimated Price
1 - Preliminary Information							
1a	Locating and Identifying Utilities	SITE	1	$	1,000.00	$	1,000.00
1b	Utility Potholing	EA	4	$	400.00	$	1,600.00
					Subtotal	$	2,600.00
2 - Excavation and Contaminated Soil Disposal							
2a	Surface Soil	BCY	4,660	$	5.00	$	23,300.00
2b	Subsurface Soil	BCY	1,120	$	6.00	$	6,720.00
2c	Soil Stabilization	CY	1,000	$	33.00	$	33,000.00
2d	Hauling - Non-Hazardous	CY	4,780	$	22.00	$	105,160.00
2e	Hauling - Stabilized Non-Hazardous	CY	1,000	$	55.00	$	55,000.00
2f	Disposal - Stabilized Non-Hazardous	TON	794	$	27.00	$	21,428.57
2g	Disposal - Non-Hazardous	TON	6,023	$	53.00	$	319,208.40
2h	TCLP Metals Analysis	EA	20	$	155.00	$	3,100.00
2i	Import backfill and compact	CY	6,936	$	7.50	$	52,020.00
					Subtotal	$	618,936.97
3 - Confirmation Sampling							
3a	Floor Samples	EA	209	$	285.00	$	59,565.00
3b	Sidewall Samples	EA	86	$	285.00	$	24,510.00
3c	QA/QC Samples	EA	59	$	285.00	$	16,815.00
					Subtotal	$	100,890.00
4 - Capping Remaining Soils							
4a	Import Soil	CY	1,200	$	3.50	$	4,200.00
3b	Place and Compact Soil	CY	1,200	$	4.00	$	4,800.00
					Subtotal	$	9,000.00
				Subtotal CAPITAL COSTS - Direct		**$**	**731,426.97**
5 - Mobilization and Demobilization		L.S.	1	$	73,150.00	$	73,150.00
				Subtotal CAPITAL COSTS		**$**	**804,600.00**
6 - Contingency - 15 percent		L.S.	1	$	120,690.00	$	120,690.00
				Total CAPITAL COSTS		**$**	**925,300.00**

APPENDIX G-9. MONITORED NATURAL ATTENUATION ENGINEER'S ESTIMATE
WYOMING DEPARTMENT OF ENVIRONMENTAL QUALITY
LARAMIE FORMER YTTRIUM PLANT, LARAMIE, WYOMING

Bid Item	Description	Units	Quantity	Unit Price	Estimated Price
1 - Sampling					
1a	Sampling and Analytical	well	24	$ 180.00	$ 4,320.00
1b	Reporting	EA	1	$ 1,100.00	$ 1,100.00
				Subtotal	$ 5,420.00
			Subtotal ANNUAL COSTS		**$ 5,420.00**
2 - Mobilization and Demobilization - 10 percent		L.S.	1	$ 542.00	$ 542.00
			Subtotal ANNUAL COSTS		**$ 5,962.00**
3 - Contingency - 15 percent		L.S.	1	$ 813.00	$ 813.00
			Total ANNUAL COSTS		**$6,230**

APPENDIX G-10. HYDRAULIC CONTAINMENT SYSTEM CONSTRUCTION ENGINEER'S ESTIMATE
WYOMING DEPARTMENT OF ENVIRONMENTAL QUALITY
LARAMIE FORMER YTTRIUM PLANT, LARAMIE, WYOMING

Bid Item	Description	Units	Quantity	Unit Price	Estimated Price
1 - Well Installation					
1a	Locating and Identifying Utilities	SITE	1	$ 300.00	$ 300.00
1b	Groundwater Extraction Well Drilling/Installation	EA	6	$ 1,310.00	$ 7,860.00
1d	Well Development	EA	6	$ 60.00	$ 360.00
1e	Groundwater Extraction Wellhead	EA	6	$ 340.00	$ 2,040.00
				Subtotal	$ 10,560.00
2 - Trenching and Pipe Installation					
2a	Locating and Identifying Utilities	SITE	1	$ 300.00	$ 300.00
2b	Trenching, Pipe Bedding, Backfilling, and Waste Disposal	L.F.	600	$ 46.00	$ 27,600.00
2c	Contaminated Soil Disposal	TON	60	$ 100.00	$ 6,000.00
2d	1-inch Sch. 40 Galvanized Pipe	L.F.	0	$ 1.50	$ -
2e	2-inch SDR 11 HDPE Pipe	L.F.	300	$ 1.10	$ 330.00
2f	1.5-inch Sch. 40 PVC Pipe	L.F.	0	$ 1.00	$ -
				Subtotal	$ 34,230.00
3 - Enclosure and Equipment Installation					
3a	Concrete Slab for Enclosure	S.Y.	34	$ 90.00	$ 3,060.00
3b	Concrete Pavement	S.Y.	0	$ 50.00	$ -
3c	Asphalt Pavement	S.Y.	0	$ 24.00	$ -
3d	Road base	S.Y.	0	$ 15.00	$ -
3e	Gravel	S.Y.	720	$ 2.50	$ 1,800.00
3f	Electrical Power to Equipment Enclosures	EA	1	$ 4,550.00	$ 4,550.00
3g	Equipment Enclosure Transportation and Installation	EA	1	$ 4,100.00	$ 4,100.00
3h	System Startup	EA	1	$ 2,800.00	$ 2,800.00
				Subtotal	$ 16,310.00
			Subtotal CAPITAL COSTS - Direct		**$ 61,100.00**
4 - Mobilization and Demobilization - 10 percent		L.S.	1	$ 6,110.00	$ 6,110.00
			Subtotal CAPITAL COSTS		**$ 67,210.00**
5 - Contingency - 15 percent		L.S.	1	$ 10,081.50	$ 10,081.50
			Total CAPITAL COSTS		**$77,290**

APPENDIX G-11. HYDRAULIC CONTAINMENT SYSTEM
OPERATION AND MAINTENENCE ENGINEER'S ESTIMATE
WYOMING DEPARTMENT OF ENVIRONMENTAL QUALITY
LARAMIE FORMER YTTRIUM PLANT, LARAMIE, WYOMING

Bid Item	Description	Units	Quantity	Unit Price	Estimated Price
1 - Sampling					
1a	Sampling and Analytical	well	24	$ 180.00	$ 4,320.00
1b	Reporting	EA	1	$ 1,100.00	$ 1,100.00
				Subtotal	$ 5,420.00
2 - Operation					
	Annual O&M Costs	EA	1	$ 10,500.00	$ 10,500.00
	Annual Electrical Costs	EA	1	$3,500	$ 3,500.00
				Subtotal	$ 14,000.00
			Subtotal CAPITAL COSTS		**$ 19,420.00**
3 - Mobilization and Demobilization - 10 percent		L.S.	1	$ 1,942.00	$ 1,942.00
			Subtotal CAPITAL COSTS		**$ 21,362.00**
4 - Contingency - 15 percent		L.S.	1	$ 2,913.00	$ 2,913.00
			Total CAPITAL COSTS		**$22,330**

APPENDIX G-12. PUMP TREAT SYSTEM CONSTRUCTION ENGINEER'S ESTIMATE
WYOMING DEPARTMENT OF ENVIRONMENTAL QUALITY
LARAMIE FORMER YTTRIUM PLANT, LARAMIE, WYOMING

Bid Item	Description	Units	Quantity	Unit Price	Estimated Price
1 - Well Installation					
1a	Locating and Identifying Utilities	SITE	1	$ 300.00	$ 300.00
1b	Groundwater Extraction Well Drilling/Installation	EA	20	$ 1,310.00	$ 26,200.00
1d	Well Development	EA	20	$ 60.00	$ 1,200.00
1e	Groundwater Extraction Wellhead	EA	20	$ 340.00	$ 6,800.00
				Subtotal	$ 34,500.00
2 - Trenching and Pipe Installation					
2a	Locating and Identifying Utilities	SITE	1	$ 300.00	$ 300.00
2b	Trenching, Pipe Bedding, Backfilling, and Waste Disposal	L.F.	4000	$ 46.00	$ 184,000.00
2c	Contaminated Soil Disposal	TON	400	$ 100.00	$ 40,000.00
2d	1-inch Sch. 40 Galvanized Pipe	L.F.	0	$ 1.50	$ -
2e	2-inch SDR 11 HDPE Pipe	L.F.	6500	$ 1.10	$ 7,150.00
2f	1.5-inch Sch. 40 PVC Pipe	L.F.	0	$ 1.00	$ -
				Subtotal	$ 231,450.00
3 - Enclosure and Equipment Installation					
3a	Concrete Slab for Enclosure	S.Y.	34	$ 90.00	$ 3,060.00
3b	Concrete Pavement	S.Y.	0	$ 50.00	$ -
3c	Asphalt Pavement	S.Y.	0	$ 24.00	$ -
3d	Road base	S.Y.	0	$ 15.00	$ -
3e	Gravel	S.Y.	720	$ 2.50	$ 1,800.00
3f	Electrical Power to Equipment Enclosures	EA	1	$ 4,550.00	$ 4,550.00
3g	Equipment Enclosure Transportation and Installation	EA	1	$ 4,100.00	$ 4,100.00
3h	System Startup	EA	1	$ 2,800.00	$ 2,800.00
				Subtotal	$ 16,310.00
				Subtotal CAPITAL COSTS - Direct	**$ 282,260.00**
4 - Mobilization and Demobilization - 10 percent		L.S.	1	$ 28,226.00	$ 28,226.00
				Subtotal CAPITAL COSTS	**$ 310,486.00**
5 - Contingency - 15 percent		L.S.	1	$ 46,572.90	$ 46,572.90
				Total CAPITAL COSTS	**$357,060**

APPENDIX G-13. HYDRAULIC CONTAINMENT SYSTEM
OPERATION AND MAINTENENCE ENGINEER'S ESTIMATE
WYOMING DEPARTMENT OF ENVIRONMENTAL QUALITY
LARAMIE FORMER YTTRIUM PLANT, LARAMIE, WYOMING

Bid Item	Description	Units	Quantity	Unit Price	Estimated Price
1 - Sampling					
1a	Sampling and Analytical	well	24	$ 180.00	$ 4,320.00
1b	Reporting	EA	1	$ 1,100.00	$ 1,100.00
				Subtotal	$ 5,420.00
2 - Operation					
	Annual O&M Costs	EA	1	$ 30,000.00	$ 30,000.00
	Annual Electrical Costs	EA	1	$4,500	$ 4,500.00
				Subtotal	$ 34,500.00
				Subtotal CAPITAL COSTS	**$ 39,920.00**
3 - Mobilization and Demobilization - 10 percent		L.S.	1	$ 3,992.00	$ 3,992.00
				Subtotal CAPITAL COSTS	**$ 43,912.00**
4 - Contingency - 15 percent		L.S.	1	$ 5,988.00	$ 5,988.00
				Total CAPITAL COSTS	**$45,910**

APPENDIX G-14. NUTRIENT/ELECTRON ACCEPTOR INJECTION ENGINEER'S ESTIMATE
WYOMING DEPARTMENT OF ENVIRONMENTAL QUALITY
LARAMIE FORMER YTTRIUM PLANT, LARAMIE, WYOMING

Bid Item	Description	Units	Quantity	Unit Price	Estimated Price
1 - Preliminary Information					
1a	Locating and Identifying Utilities	SITE	1	$ 300.00	$ 300.00
1b	Utility Potholing	EA	5	$ 400.00	$ 2,000.00
				Subtotal	$ 2,300.00
2 - Materials					
2a	Nutrient/Electron Acceptor (1 event)	LB	15,000	$ 8.75	$ 131,250.00
	Estimated delivery and taxes			14%	$ 18,375.00
				Subtotal	$ 149,625.00
3 - Drilling					
3a	Injection points	EA	200	$ 250.00	$ 50,000.00
				Subtotal	$ 50,000.00
				Subtotal CAPITAL COSTS - Direct	**$ 201,930.00**
4 - Mobilization and Demobilization		L.S.	1	$ 20,200.00	$ 20,200.00
				Subtotal CAPITAL COSTS	**$ 222,130.00**
5 - Contingency - 15 percent		L.S.	1	$ 33,320.00	$ 33,320.00
				Total CAPITAL COSTS	**$ 255,500.00**